# Appendix E.6: Band edge measurements

## Test Result B1

| TestMode | Antenna | ChName | Freq(MHz) | Result[dBm] | Limit[dBm] | Verdict |
|---|---|---|---|---|---|---|
| 11A | Ant1 | Low | 5260 | -36.95 | ≤-27 | PASS |
| | | High | 5320 | -37.93 | ≤-27 | PASS |
| 11N20SISO | Ant1 | Low | 5260 | -36.59 | ≤-27 | PASS |
| | | High | 5320 | -36.93 | ≤-27 | PASS |
| 11N40SISO | Ant1 | Low | 5270 | -36.39 | ≤-27 | PASS |
| | | High | 5310 | -29.11 | ≤-27 | PASS |
| 11AC20SISO | Ant1 | Low | 5260 | -37.33 | ≤-27 | PASS |
| | | High | 5320 | -37.72 | ≤-27 | PASS |
| 11AC40SISO | Ant1 | Low | 5270 | -37.32 | ≤-27 | PASS |
| | | High | 5310 | -29.69 | ≤-27 | PASS |
| 11AC80SISO | Ant1 | Low | 5290 | -36.92 | ≤-27 | PASS |
| | | High | 5290 | -33.48 | ≤-27 | PASS |

## Test Graphs B1

11A_Ant1_Low_5260

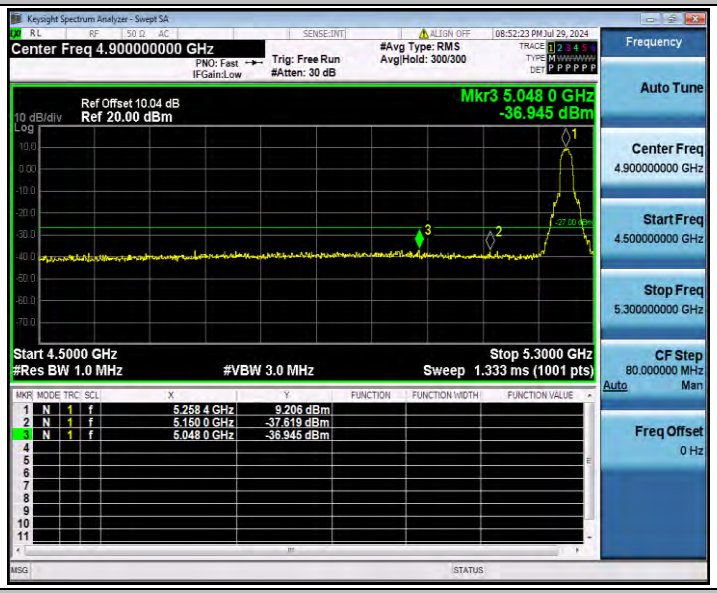


11A_Ant1_High_5320

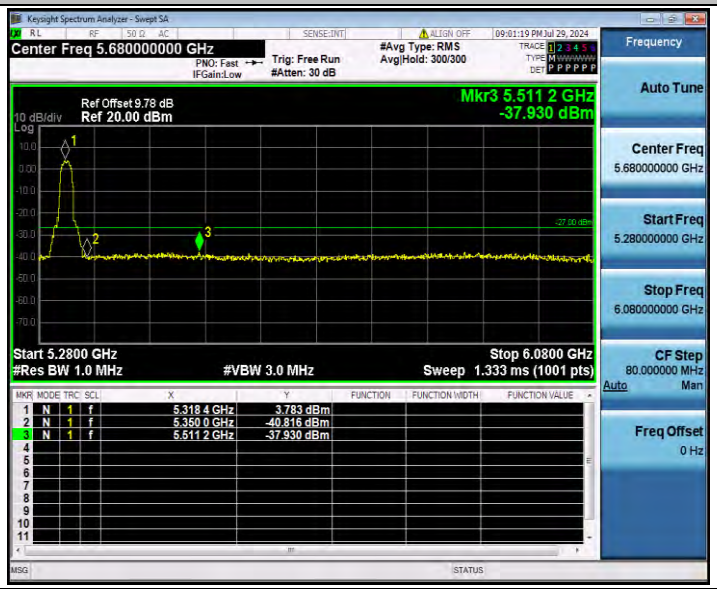


11N20SISO_Ant1_Low_5260

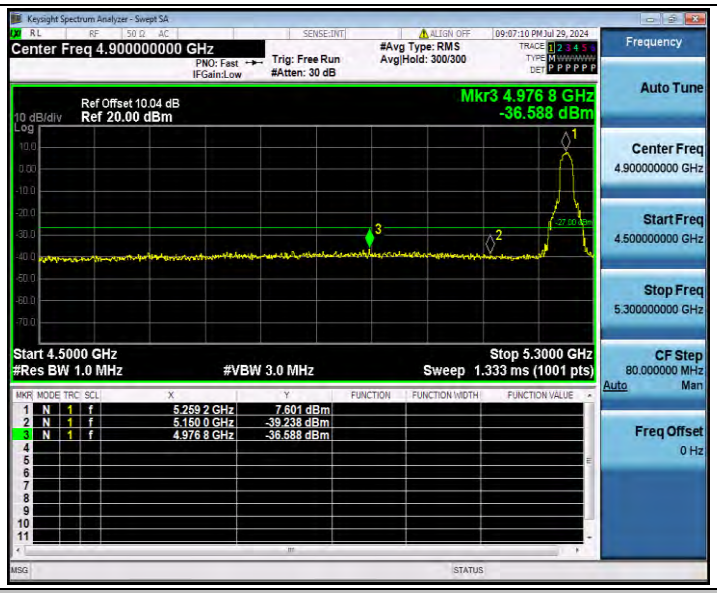


11N20SISO_Ant1_High_5320

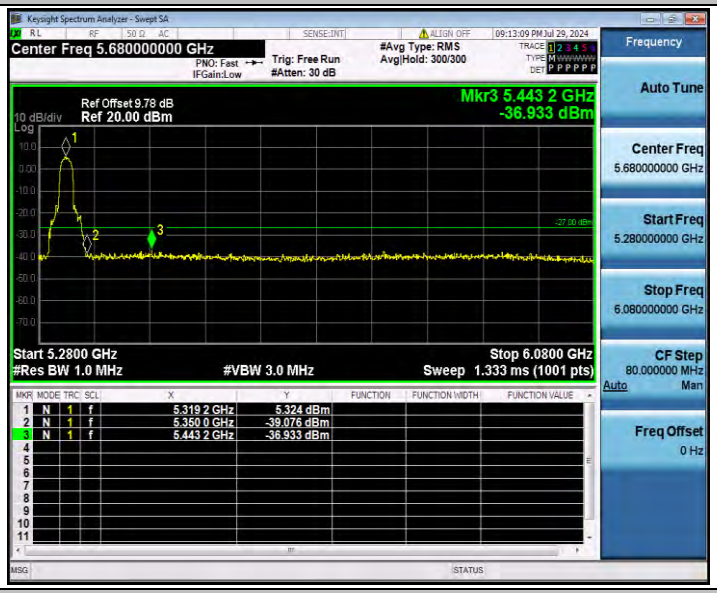


11N40SISO_Ant1_Low_5270

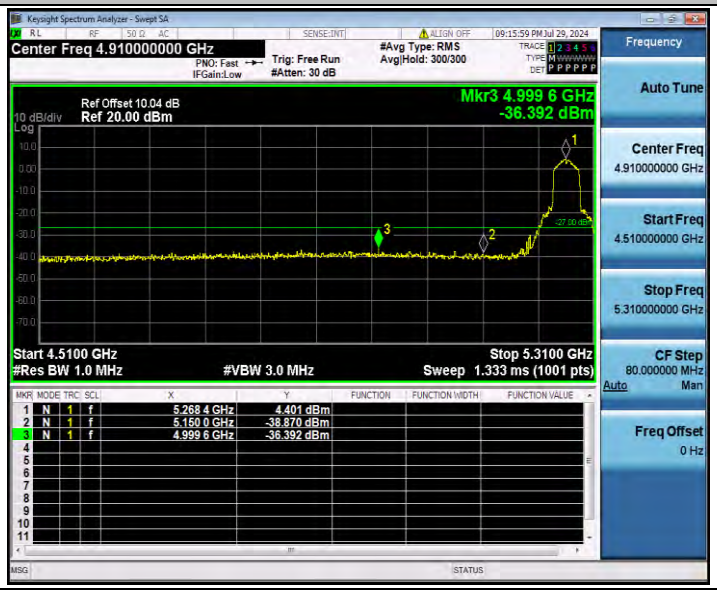

11N40SISO_Ant1_High_5310

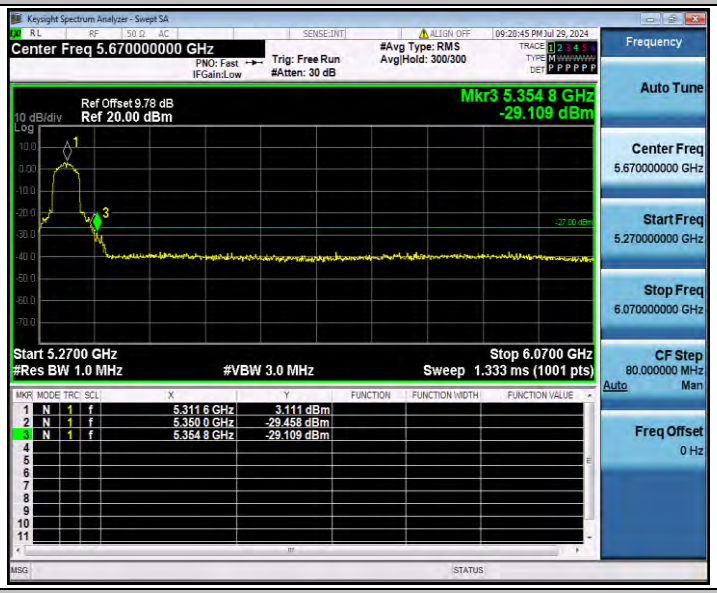


11AC20SISO_Ant1_Low_5260

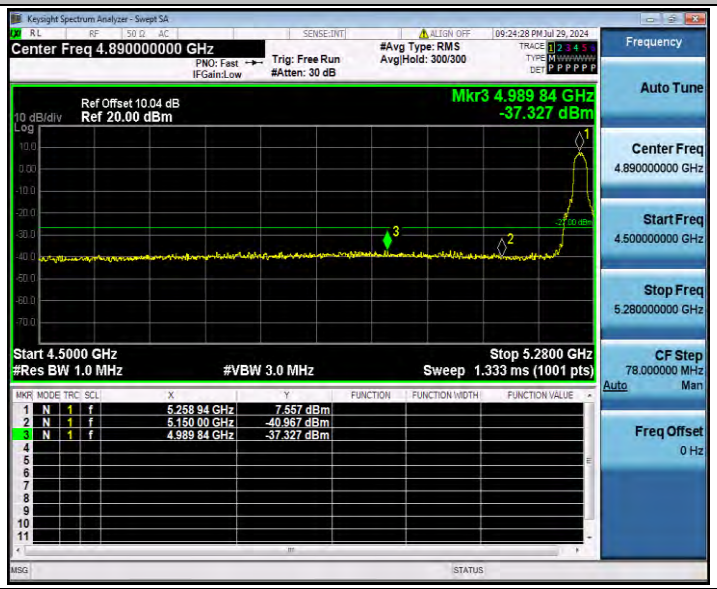


11AC20SISO_Ant1_High_5320

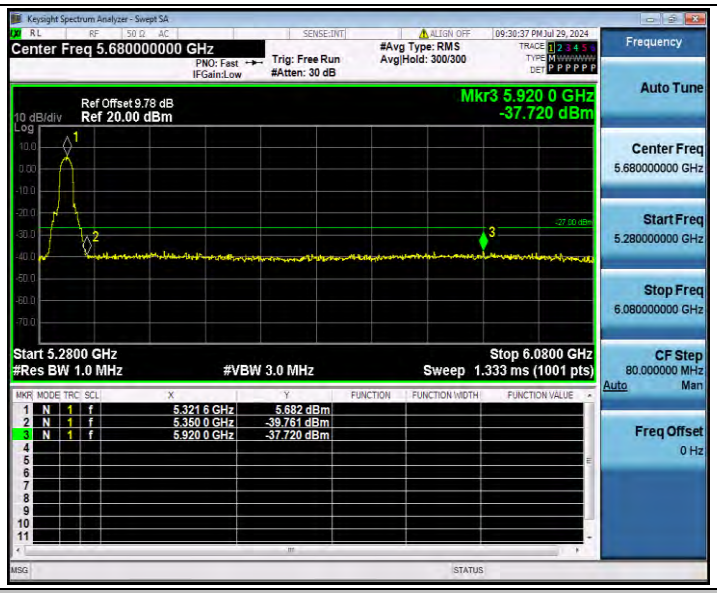


11AC40SISO_Ant1_Low_5270

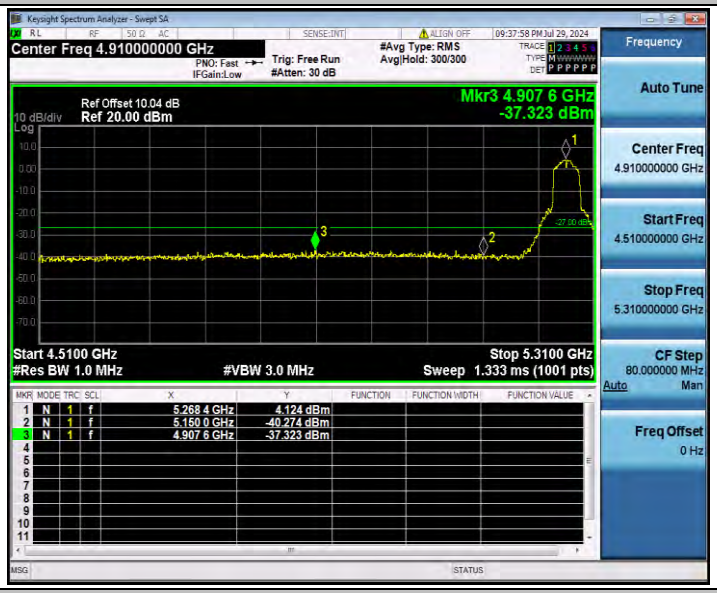


11AC40SISO_Ant1_High_5310

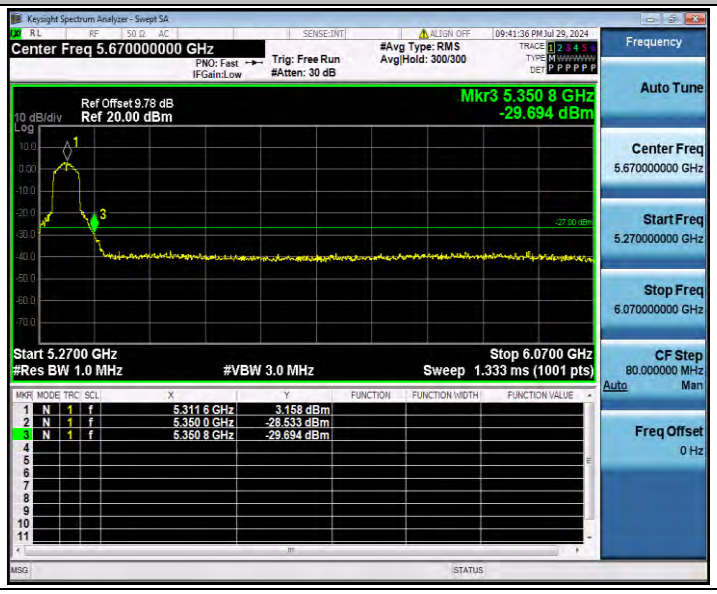

| 11AC80SISO_Ant1_Low_5290 |
| --- |
| |



| 11AC80SISO_Ant1_High_5290 |
| --- |
| |

# Appendix E.7: Conducted Spurious Emission

## Test Result

| TestMode | Antenna | Freq(MHz) | FreqRange [MHz] | Max. Fre [MHz] | Max. Level [dBm] | Limit [dBm] | Verdict |
|---|---|---|---|---|---|---|---|
| 11A | Ant1 | 5260 | 30~5140 | 3222.22 | -46.72 | ≤-27 | PASS |
| | | | 5360~27000 | 25230.57 | -37.45 | ≤-27 | PASS |
| | | 5280 | 30~5140 | 3037.58 | -46.18 | ≤-27 | PASS |
| | | | 5360~27000 | 24919.67 | -37.26 | ≤-27 | PASS |
| | | 5320 | 30~5140 | 2676.13 | -46.65 | ≤-27 | PASS |
| | | | 5360~27000 | 23573.67 | -37.42 | ≤-27 | PASS |
| 11N20SISO | Ant1 | 5260 | 30~5140 | 2646.49 | -45.37 | ≤-27 | PASS |
| | | | 5360~27000 | 26034.86 | -37.1 | ≤-27 | PASS |
| | | 5280 | 30~5140 | 2696.4 | -45.67 | ≤-27 | PASS |
| | | | 5360~27000 | 26073.81 | -36.11 | ≤-27 | PASS |
| | | 5320 | 30~5140 | 3166.69 | -46.78 | ≤-27 | PASS |
| | | | 5360~27000 | 25581.86 | -36.66 | ≤-27 | PASS |
| 11N40SISO | Ant1 | 5270 | 30~5140 | 5085.15 | -46.23 | ≤-27 | PASS |
| | | | 5360~27000 | 24794.88 | -36.96 | ≤-27 | PASS |
| | | 5310 | 30~5140 | 3118.65 | -46.57 | ≤-27 | PASS |
| | | | 5360~27000 | 26596.05 | -37.24 | ≤-27 | PASS |
| 11AC20SISO | Ant1 | 5260 | 30~5140 | 4922.31 | -46.21 | ≤-27 | PASS |
| | | | 5360~27000 | 24243.06 | -35.76 | ≤-27 | PASS |
| | | 5280 | 30~5140 | 3245.04 | -46.33 | ≤-27 | PASS |
| | | | 5360~27000 | 24866.3 | -37.25 | ≤-27 | PASS |
| | | 5320 | 30~5140 | 2804.22 | -46.63 | ≤-27 | PASS |
| | | | 5360~27000 | 24258.93 | -37.02 | ≤-27 | PASS |
| 11AC40SISO | Ant1 | 5270 | 30~5140 | 4968.13 | -46.1 | ≤-27 | PASS |
| | | | 5360~27000 | 24266.15 | -37.44 | ≤-27 | PASS |
| | | 5310 | 30~5140 | 2664.55 | -46.7 | ≤-27 | PASS |
| | | | 5360~27000 | 24207 | -36.42 | ≤-27 | PASS |
| 11AC80SISO | Ant1 | 5290 | 30~5140 | 4921.8 | -45.99 | ≤-27 | PASS |
| | | | 5360~27000 | 24278.41 | -37.24 | ≤-27 | PASS |

## Test Graphs

11A_Ant1_5260_30~5140

11A_Ant1_5260_5360~27000

11A_Ant1_5280_30~5140

11A_Ant1_5280_5360~27000

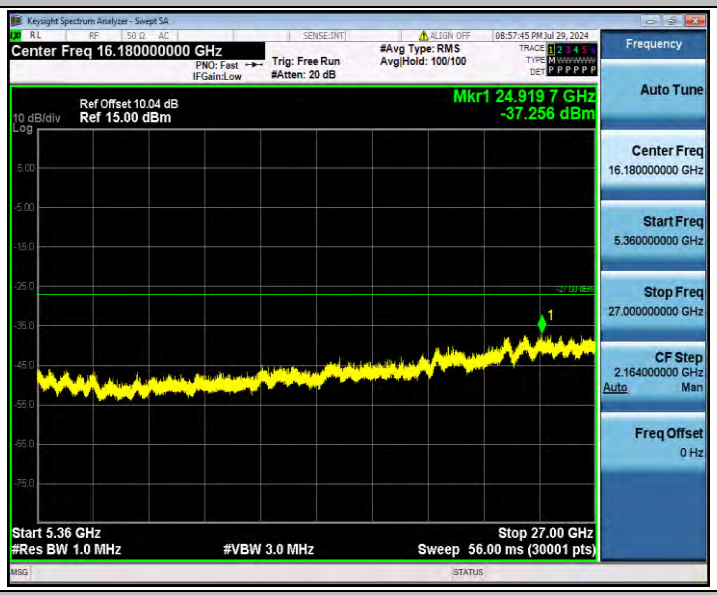


11A_Ant1_5320_30~5140

11A_Ant1_5320_5360~27000

11N20SISO_Ant1_5260_30~5140

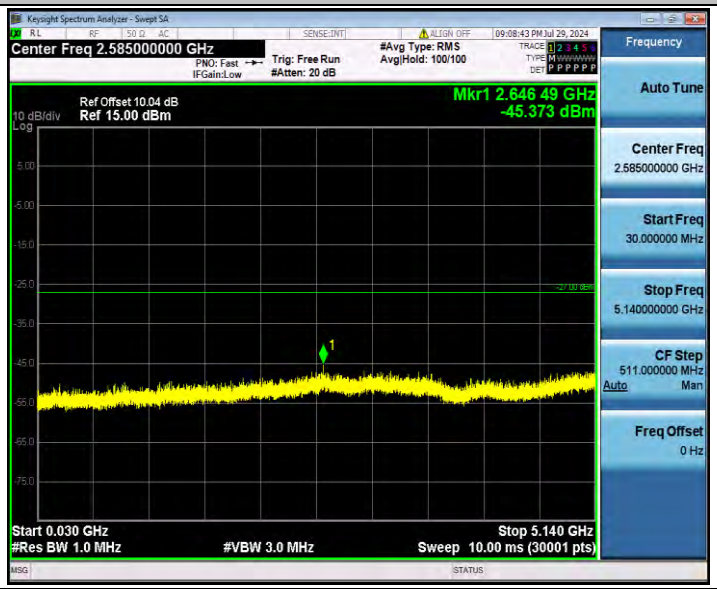


11N20SISO_Ant1_5260_5360~27000

11N20SISO_Ant1_5280_30~5140

11N20SISO_Ant1_5280_5360~27000

11N20SISO_Ant1_5320_30~5140

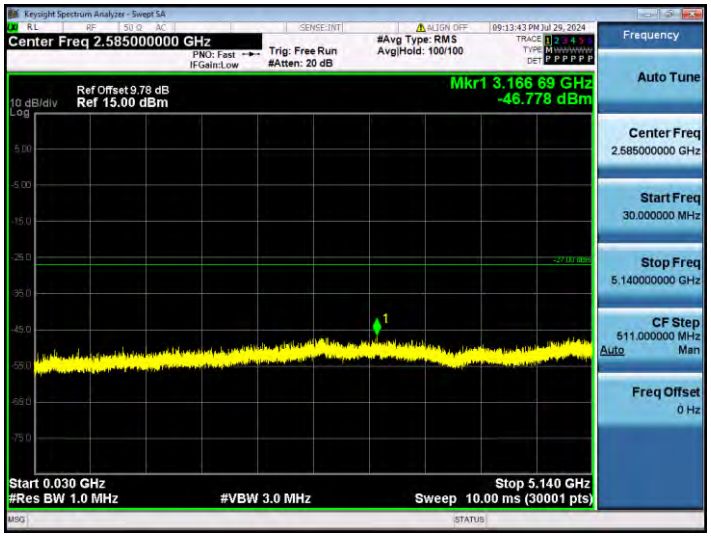


11N20SISO_Ant1_5320_5360~27000

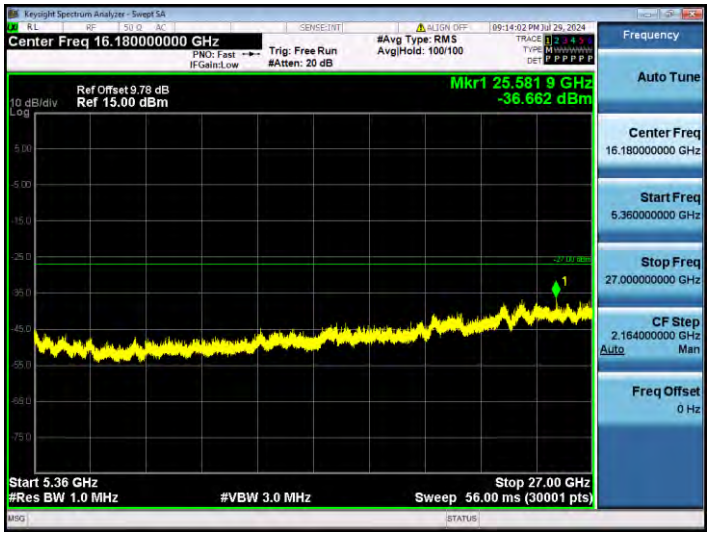


11N40SISO_Ant1_5270_30~5140

11N40SISO_Ant1_5270_5360~27000

11N40SISO_Ant1_5310_30~5140

11N40SISO_Ant1_5310_5360~27000

11AC20SISO_Ant1_5260_30~5140

11AC20SISO_Ant1_5260_5360~27000

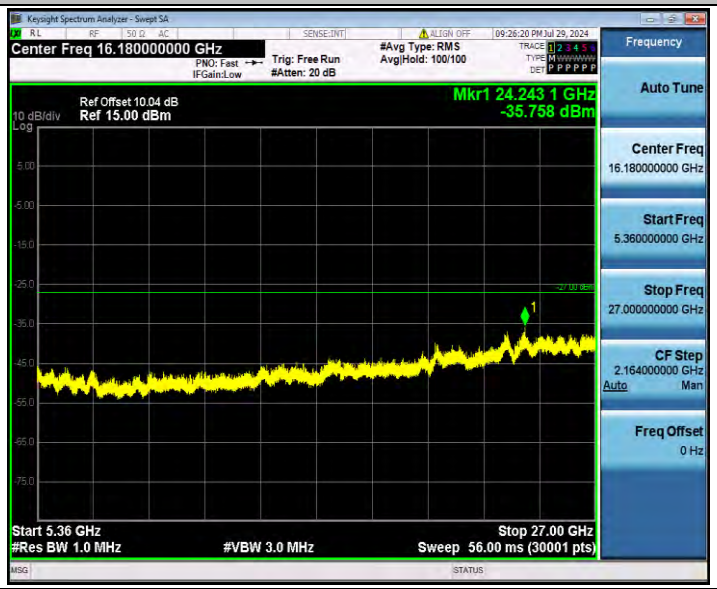


11AC20SISO_Ant1_5280_30~5140

11AC20SISO_Ant1_5280_5360~27000

11AC20SISO_Ant1_5320_30~5140

11AC20SISO_Ant1_5320_5360~27000

11AC40SISO_Ant1_5270_30~5140

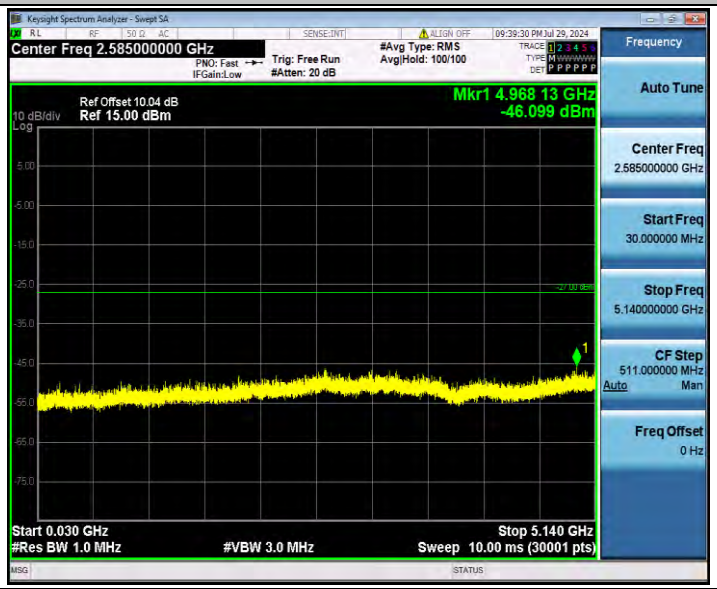


11AC40SISO_Ant1_5270_5360~27000

11AC40SISO_Ant1_5310_30~5140

11AC40SISO_Ant1_5310_5360~27000

11AC80SISO_Ant1_5290_30~5140

11AC80SISO_Ant1_5290_5360~27000

# Appendix E.8: Emissions in Restricted Bands

## Test Result

| TestMode | Antenna | ChName | Freq(MHz) | Detector | Freq [MHz] | Result [dBm] | Limit [dBm] | Result [dBuV/m] | Limit [dBuV/m] | Verdict |
|---|---|---|---|---|---|---|---|---|---|---|
| 11A | Ant1 | Low | 5260 | AV | 4500.000 | -47.78 | ≤-41.20 | 47.42 | ≤54 | PASS |
| | | | | AV | 4945.600 | -45.5 | ≤-41.20 | 49.70 | ≤54 | PASS |
| | | | | AV | 5150.000 | -46.63 | ≤-41.20 | 48.57 | ≤54 | PASS |
| | | | | Peak | 4500.000 | -41.82 | ≤-21.20 | 53.38 | ≤74 | PASS |
| | | | | Peak | 4942.400 | -36.66 | ≤-21.20 | 58.54 | ≤74 | PASS |
| | | | | Peak | 5150.000 | -41.28 | ≤-21.20 | 53.92 | ≤74 | PASS |
| | | High | 5320 | AV | 5350.000 | -46.66 | ≤-41.20 | 48.54 | ≤54 | PASS |
| | | | | AV | 5459.200 | -46.19 | ≤-41.20 | 49.01 | ≤54 | PASS |
| | | | | AV | 5460.000 | -46.25 | ≤-41.20 | 48.95 | ≤54 | PASS |
| | | | | Peak | 5350.000 | -46.44 | ≤-21.20 | 48.76 | ≤74 | PASS |
| | | | | Peak | 5454.400 | -38.43 | ≤-21.20 | 56.77 | ≤74 | PASS |
| | | | | Peak | 5460.000 | -41.96 | ≤-21.20 | 53.24 | ≤74 | PASS |
| 11N20SISO | Ant1 | Low | 5260 | AV | 4500.000 | -47.82 | ≤-41.20 | 47.38 | ≤54 | PASS |
| | | | | AV | 4943.200 | -45.51 | ≤-41.20 | 49.69 | ≤54 | PASS |
| | | | | AV | 5150.000 | -46.74 | ≤-41.20 | 48.46 | ≤54 | PASS |
| | | | | Peak | 4500.000 | -42.94 | ≤-21.20 | 52.26 | ≤74 | PASS |
| | | | | Peak | 5128.800 | -36.29 | ≤-21.20 | 58.91 | ≤74 | PASS |
| | | | | Peak | 5150.000 | -44.91 | ≤-21.20 | 50.29 | ≤74 | PASS |
| | | High | 5320 | AV | 5350.000 | -46.29 | ≤-41.20 | 48.91 | ≤54 | PASS |
| | | | | AV | 5350.400 | -1000 | ≤-41.20 | -904.80 | ≤54 | PASS |
| | | | | AV | 5460.000 | -1000 | ≤-41.20 | -904.80 | ≤54 | PASS |
| | | | | Peak | 5350.000 | -44.42 | ≤-21.20 | 50.78 | ≤74 | PASS |
| | | | | Peak | 5373.600 | -37.85 | ≤-21.20 | 57.35 | ≤74 | PASS |
| | | | | Peak | 5460.000 | -40.62 | ≤-21.20 | 54.58 | ≤74 | PASS |
| 11N40SISO | Ant1 | Low | 5270 | AV | 4500.000 | -47.81 | ≤-41.20 | 47.39 | ≤54 | PASS |
| | | | | AV | 4943.190 | -45.47 | ≤-41.20 | 49.73 | ≤54 | PASS |
| | | | | AV | 5150.000 | -46.78 | ≤-41.20 | 48.42 | ≤54 | PASS |
| | | | | Peak | 4500.000 | -41.92 | ≤-21.20 | 53.28 | ≤74 | PASS |
| | | | | Peak | 4963.730 | -36 | ≤-21.20 | 59.20 | ≤74 | PASS |
| | | | | Peak | 5150.000 | -40.1 | ≤-21.20 | 55.10 | ≤74 | PASS |
| | | High | 5310 | AV | 5350.000 | -45.62 | ≤-41.20 | 49.58 | ≤54 | PASS |
| | | | | AV | 5460.000 | -46.31 | ≤-41.20 | 48.89 | ≤54 | PASS |
| | | | | Peak | 5350.000 | -43.83 | ≤-21.20 | 51.37 | ≤74 | PASS |
| | | | | Peak | 5446.800 | -38.31 | ≤-21.20 | 56.89 | ≤74 | PASS |
| | | | | Peak | 5460.000 | -44.88 | ≤-21.20 | 50.32 | ≤74 | PASS |
| 11AC20SI | Ant1 | Low | 5260 | AV | 4500.000 | -47.84 | ≤-41.20 | 47.36 | ≤54 | PASS |

| | | | | | | | | | | |
|---|---|---|---|---|---|---|---|---|---|---|
| SO | | | | AV | 4944.000 | -45.51 | ≤-41.20 | 49.69 | ≤54 | PASS |
| | | | | AV | 5150.000 | -46.77 | ≤-41.20 | 48.43 | ≤54 | PASS |
| | | | | Peak | 4500.000 | -40.09 | ≤-21.20 | 55.11 | ≤74 | PASS |
| | | | | Peak | 4887.200 | -36.88 | ≤-21.20 | 58.32 | ≤74 | PASS |
| | | | | Peak | 5150.000 | -46.46 | ≤-21.20 | 48.74 | ≤74 | PASS |
| | | High | 5320 | AV | 5350.000 | -46.28 | ≤-41.20 | 48.92 | ≤54 | PASS |
| | | | | AV | 5454.400 | -46.17 | ≤-41.20 | 49.03 | ≤54 | PASS |
| | | | | AV | 5460.000 | -46.2 | ≤-41.20 | 49.00 | ≤54 | PASS |
| | | | | Peak | 5350.000 | -43.21 | ≤-21.20 | 51.99 | ≤74 | PASS |
| | | | | Peak | 5447.200 | -37.56 | ≤-21.20 | 57.64 | ≤74 | PASS |
| | | | | Peak | 5460.000 | -42.8 | ≤-21.20 | 52.40 | ≤74 | PASS |
| 11AC40SISO | Ant1 | Low | 5270 | AV | 4500.000 | -47.81 | ≤-41.20 | 47.39 | ≤54 | PASS |
| | | | | AV | 4942.400 | -45.49 | ≤-41.20 | 49.71 | ≤54 | PASS |
| | | | | AV | 5150.000 | -46.79 | ≤-41.20 | 48.41 | ≤54 | PASS |
| | | | | Peak | 4500.000 | -44.37 | ≤-21.20 | 50.83 | ≤74 | PASS |
| | | | | Peak | 5059.320 | -36.94 | ≤-21.20 | 58.26 | ≤74 | PASS |
| | | | | Peak | 5150.000 | -45.94 | ≤-21.20 | 49.26 | ≤74 | PASS |
| | | High | 5310 | AV | 5350.000 | -45.63 | ≤-41.20 | 49.57 | ≤54 | PASS |
| | | | | AV | 5460.000 | -46.28 | ≤-41.20 | 48.92 | ≤54 | PASS |
| | | | | Peak | 5350.000 | -40 | ≤-21.20 | 55.20 | ≤74 | PASS |
| | | | | Peak | 5402.000 | -38.55 | ≤-21.20 | 56.65 | ≤74 | PASS |
| | | | | Peak | 5460.000 | -41.68 | ≤-21.20 | 53.52 | ≤74 | PASS |
| 11AC80SISO | Ant1 | Low | 5290 | AV | 4500.000 | -48.08 | ≤-41.20 | 47.12 | ≤54 | PASS |
| | | | | AV | 4945.200 | -45.76 | ≤-41.20 | 49.44 | ≤54 | PASS |
| | | | | AV | 5150.000 | -46.8 | ≤-41.20 | 48.40 | ≤54 | PASS |
| | | | | Peak | 4500.000 | -44.81 | ≤-21.20 | 50.39 | ≤74 | PASS |
| | | | | Peak | 4832.310 | -37.15 | ≤-21.20 | 58.05 | ≤74 | PASS |
| | | | | Peak | 5150.000 | -43.54 | ≤-21.20 | 51.66 | ≤74 | PASS |
| | | High | 5290 | AV | 5350.000 | -42.61 | ≤-41.20 | 52.59 | ≤54 | PASS |
| | | | | AV | 5460.000 | -46.28 | ≤-41.20 | 48.92 | ≤54 | PASS |
| | | | | Peak | 5350.000 | -40.82 | ≤-21.20 | 54.38 | ≤74 | PASS |
| | | | | Peak | 5361.400 | -33.98 | ≤-21.20 | 61.22 | ≤74 | PASS |
| | | | | Peak | 5460.000 | -40.67 | ≤-21.20 | 54.53 | ≤74 | PASS |

Note：

1. The Antenna Gain is compensated in the graph.
2. The Duty Cycle Factor and RBW Factor is compensated in the graph.
3. For transmitters operating in 5150-5350 GHz band and 5470-5725 GHz band: The limit in dBm for average detector is conversion from 54dBuV/m, according to 15.209(a). The limit in dBm for peak detector is 20dB above the limit of average detector in dBm.

## Test Graphs

11A_Ant1_Low_5260_AV

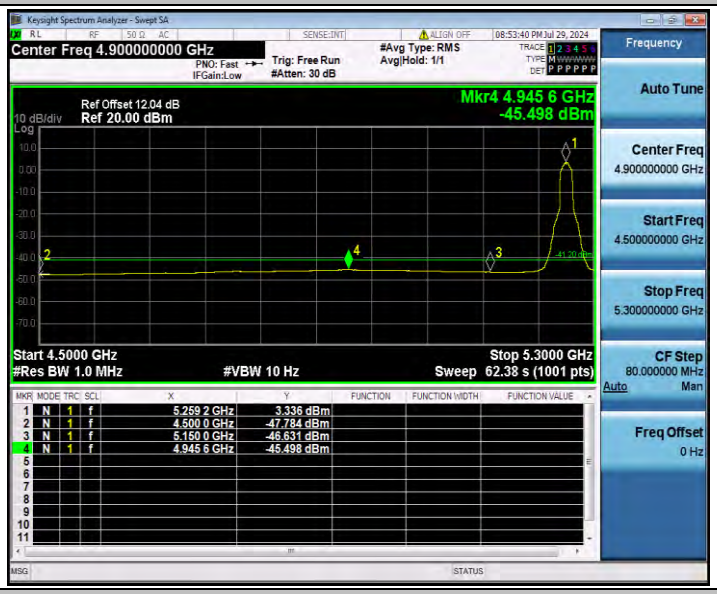


11A_Ant1_Low_5260_Peak

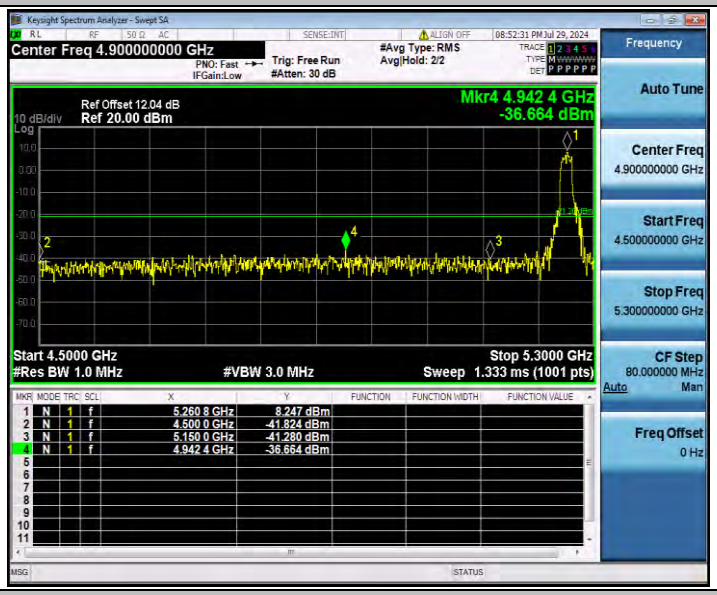


11A_Ant1_High_5320_AV

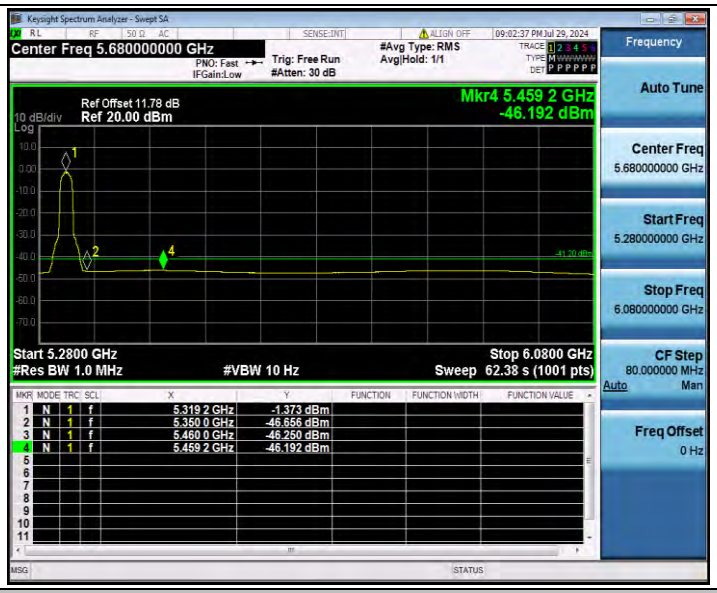


11A_Ant1_High_5320_Peak

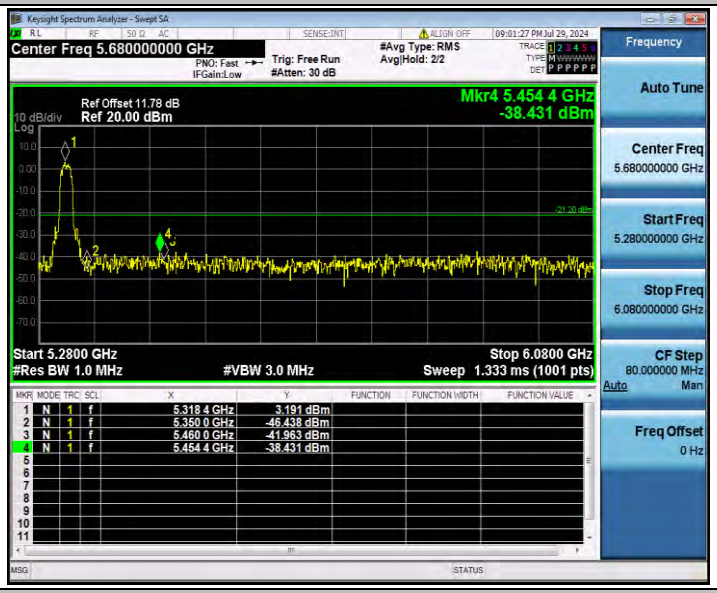


11N20SISO_Ant1_Low_5260_AV

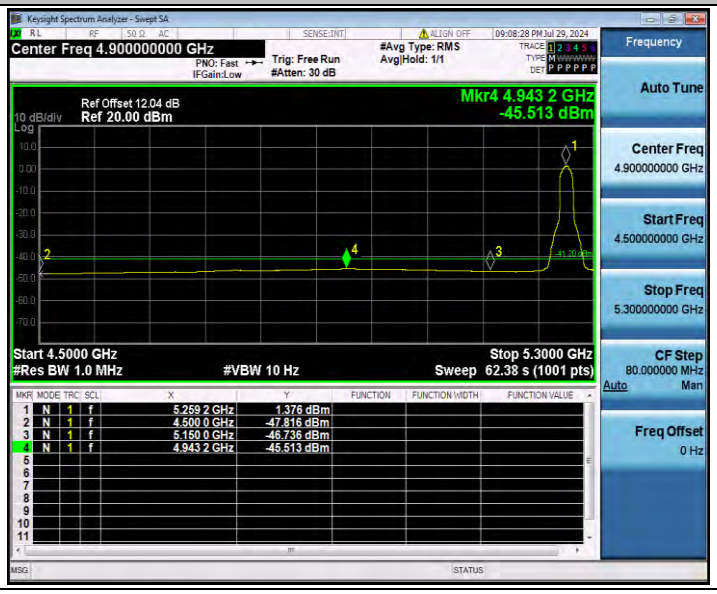

11N20SISO_Ant1_Low_5260_Peak

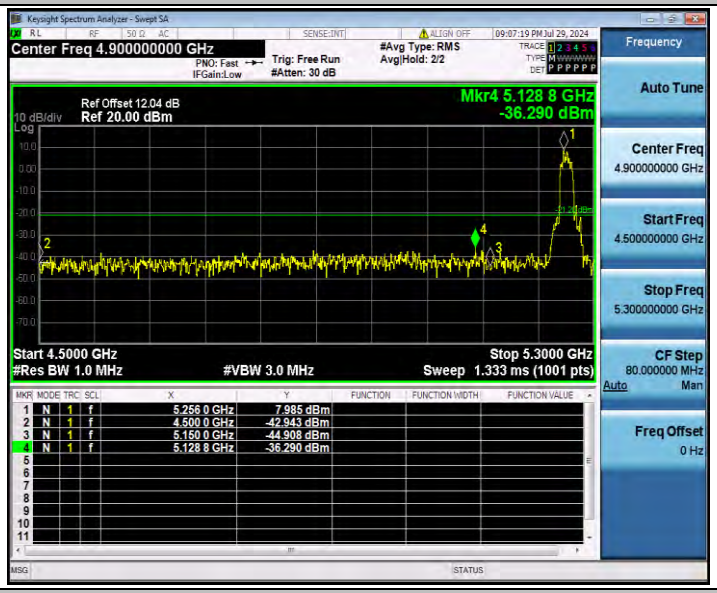


11N20SISO_Ant1_High_5320_AV

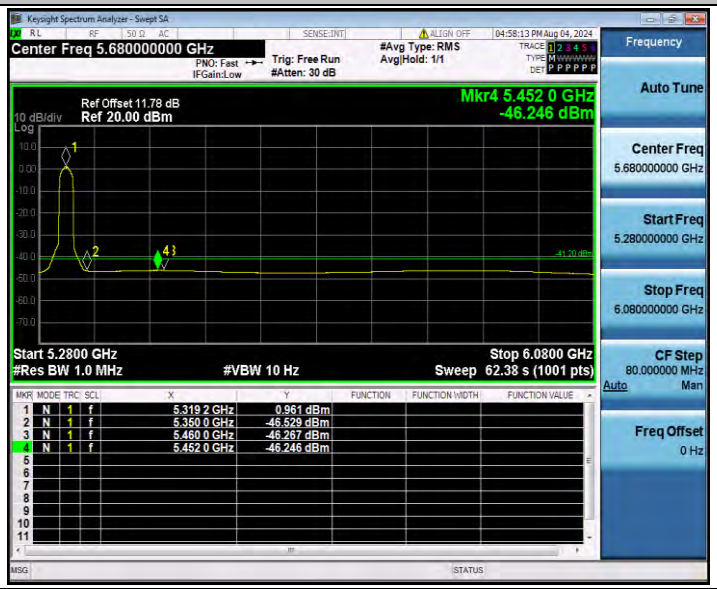


11N20SISO_Ant1_High_5320_Peak

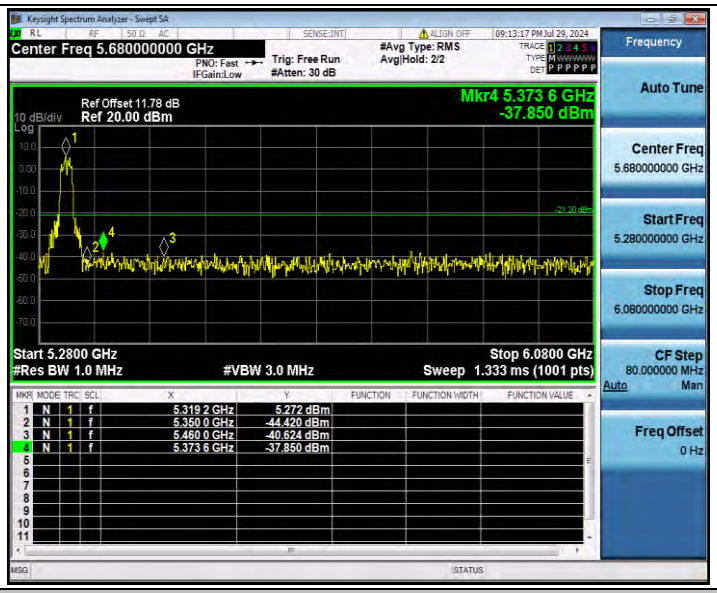


11N40SISO_Ant1_Low_5270_AV

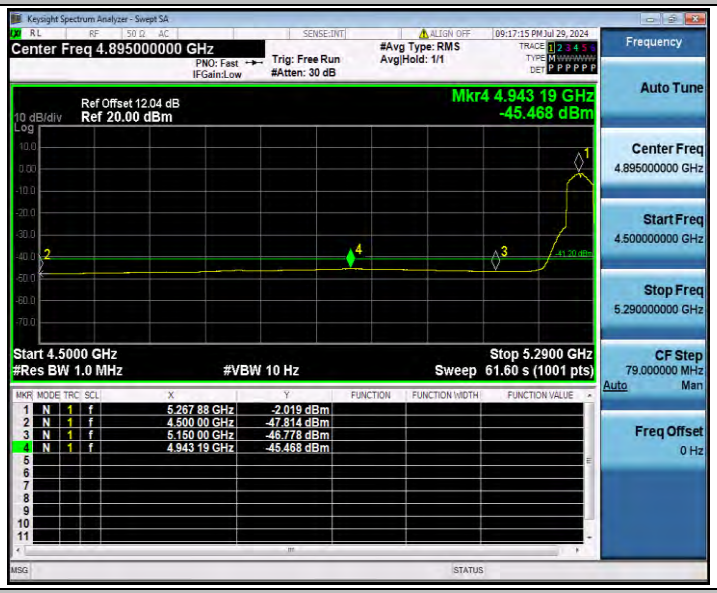


11N40SISO_Ant1_Low_5270_Peak

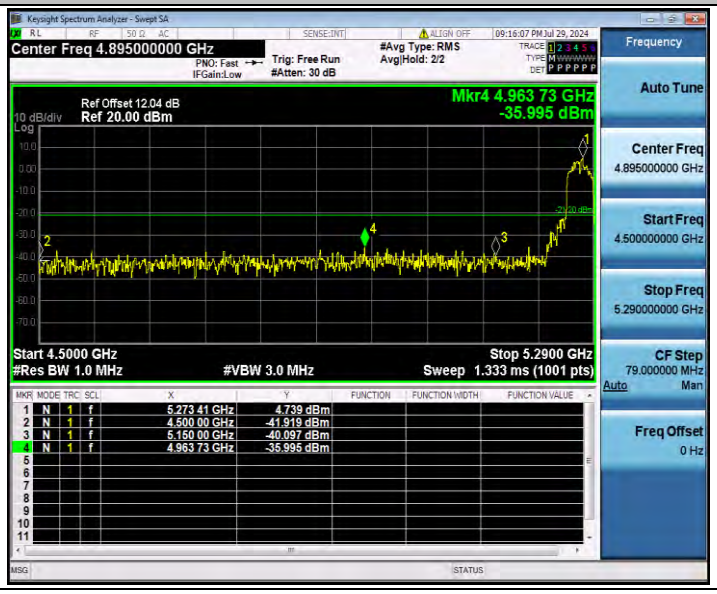

11N40SISO_Ant1_High_5310_Peak

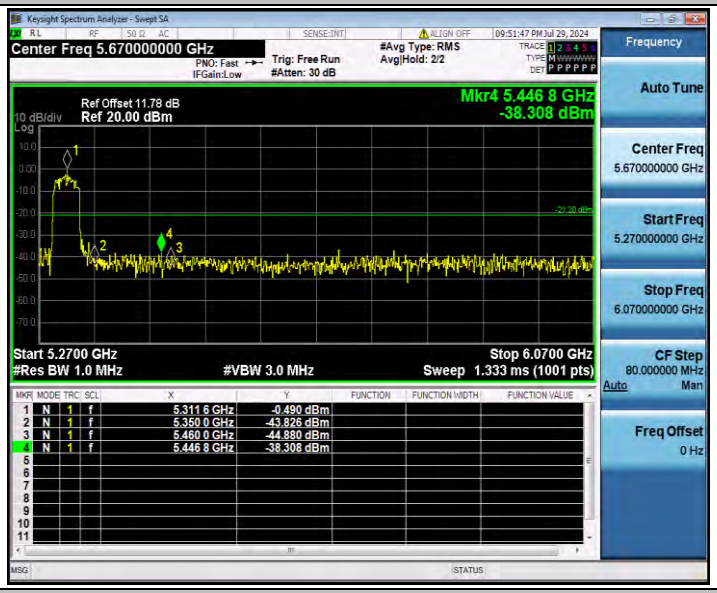


11AC20SISO_Ant1_Low_5260_AV

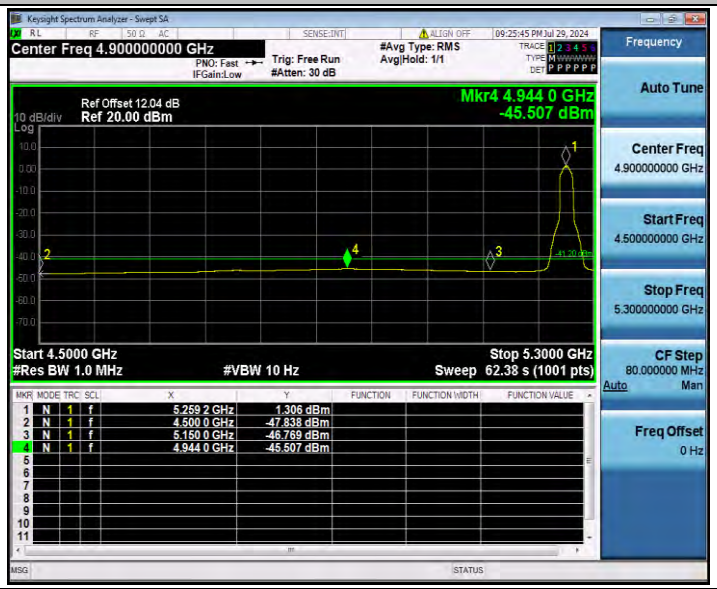


11AC20SISO_Ant1_Low_5260_Peak

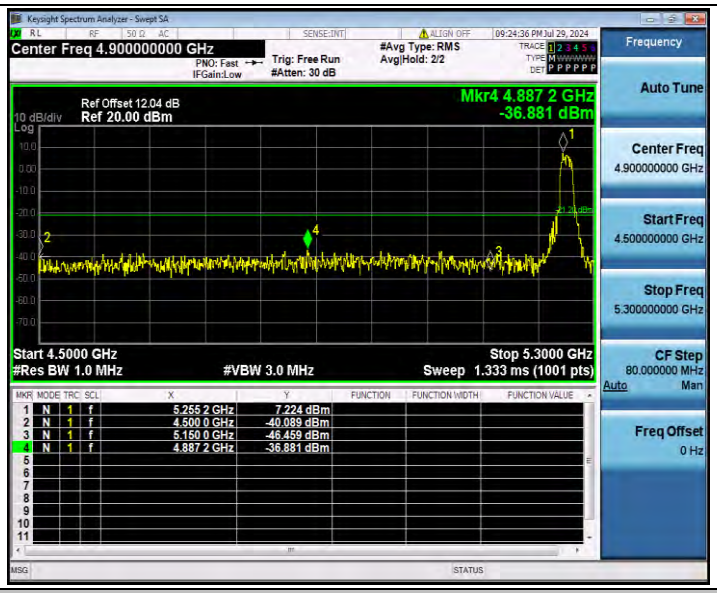


11AC20SISO_Ant1_High_5320_AV

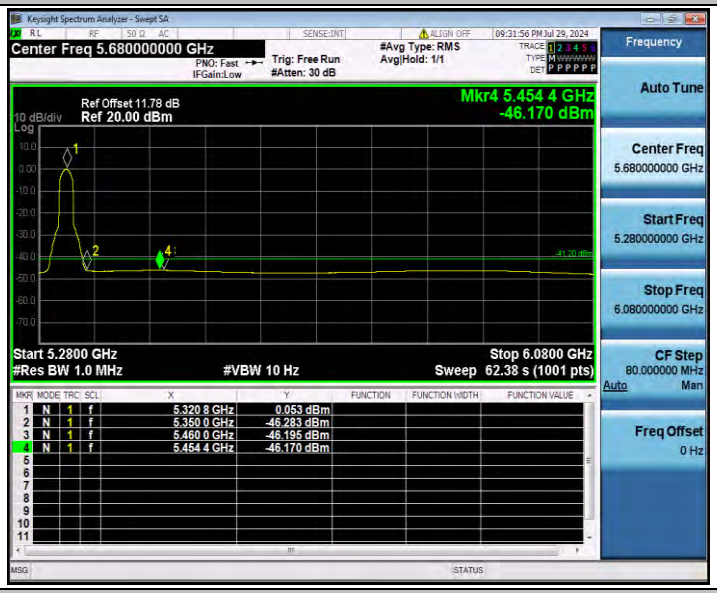


11AC20SISO_Ant1_High_5320_Peak

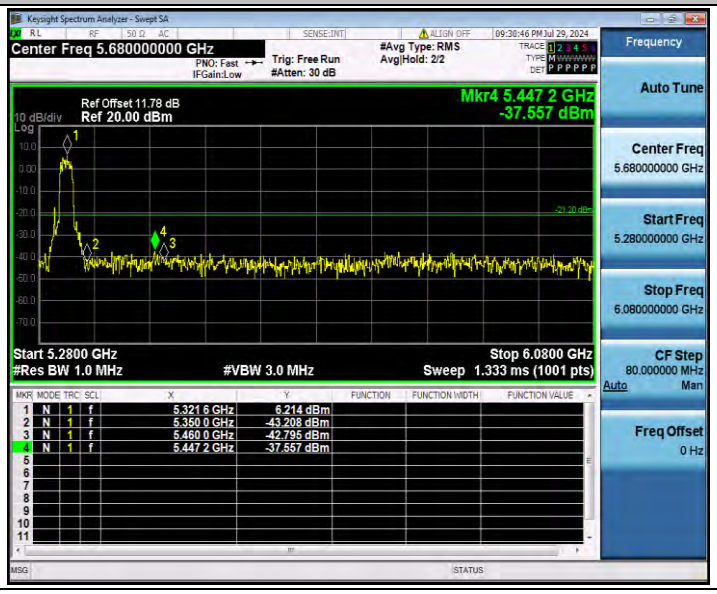

11AC40SISO_Ant1_Low_5270_AV

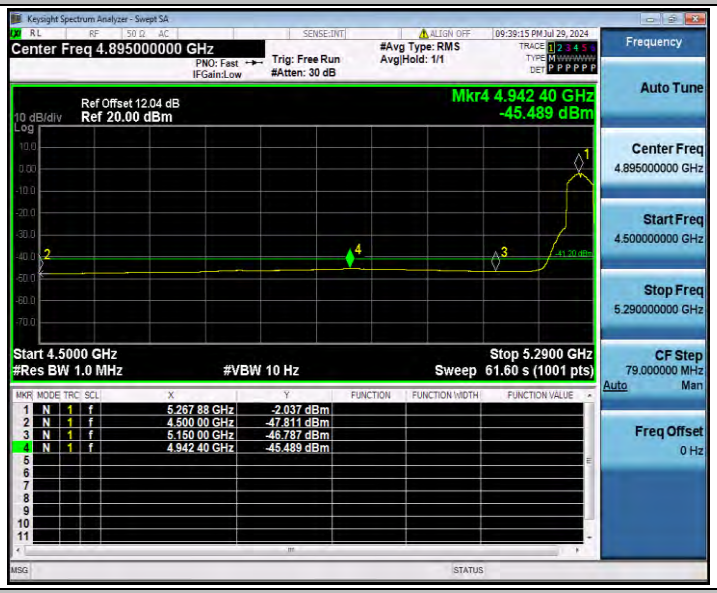


11AC40SISO_Ant1_Low_5270_Peak

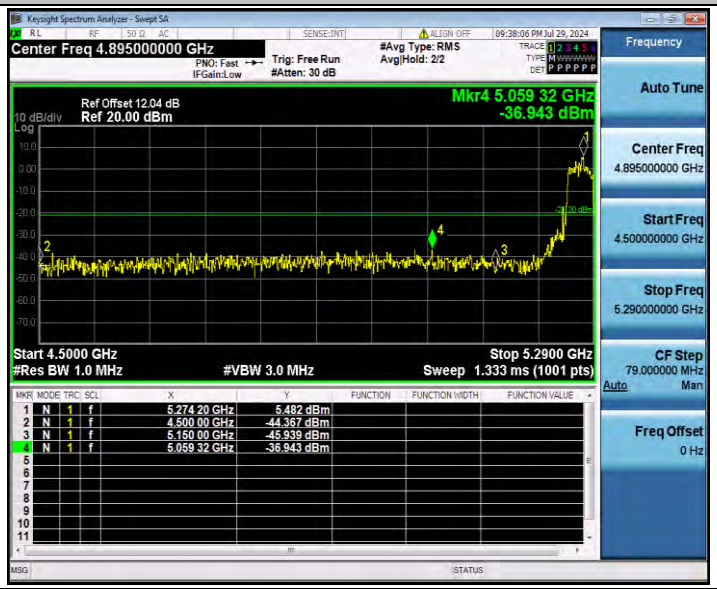


11AC40SISO_Ant1_High_5310_Peak

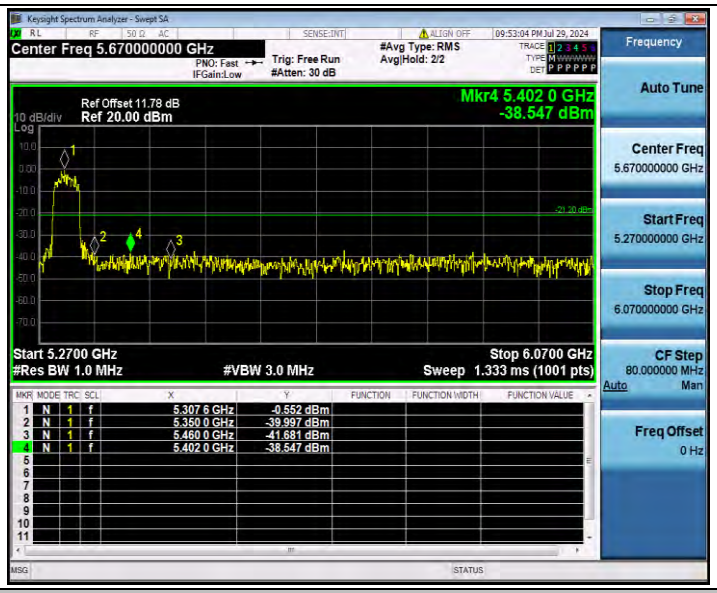


11AC80SISO_Ant1_Low_5290_AV

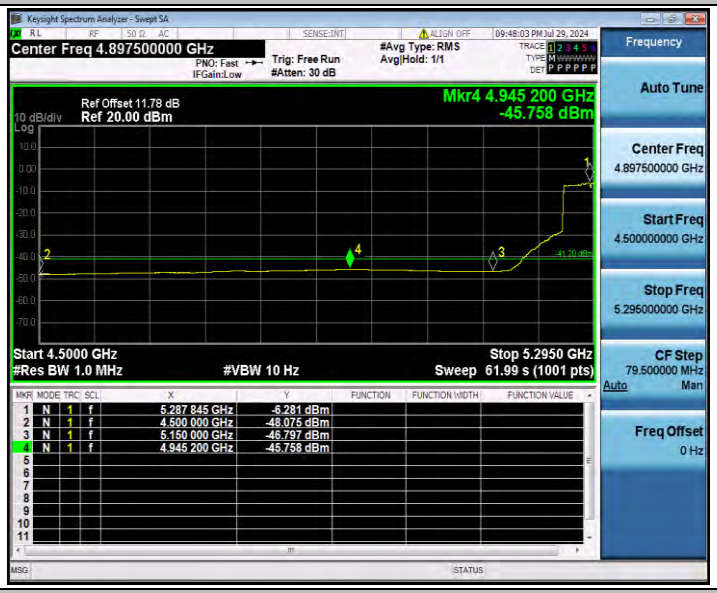


11AC80SISO_Ant1_Low_5290_Peak

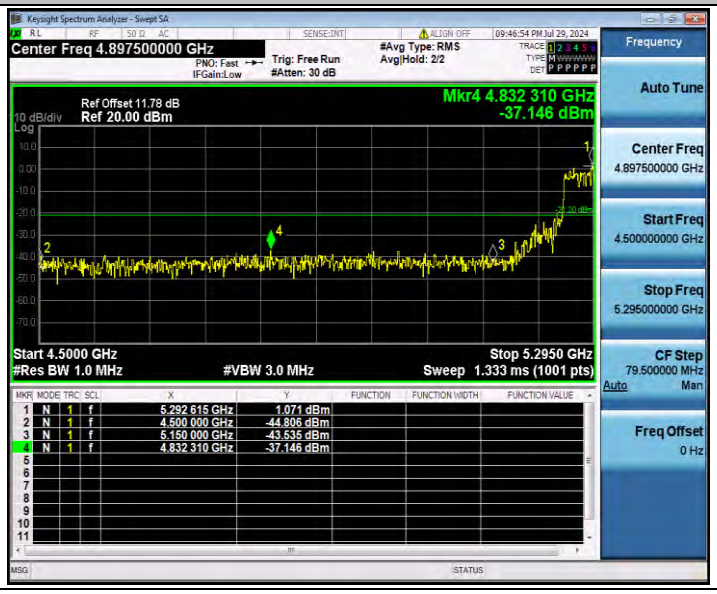

| 11AC80SISO_Ant1_High_5290_Peak |
| --- |
| 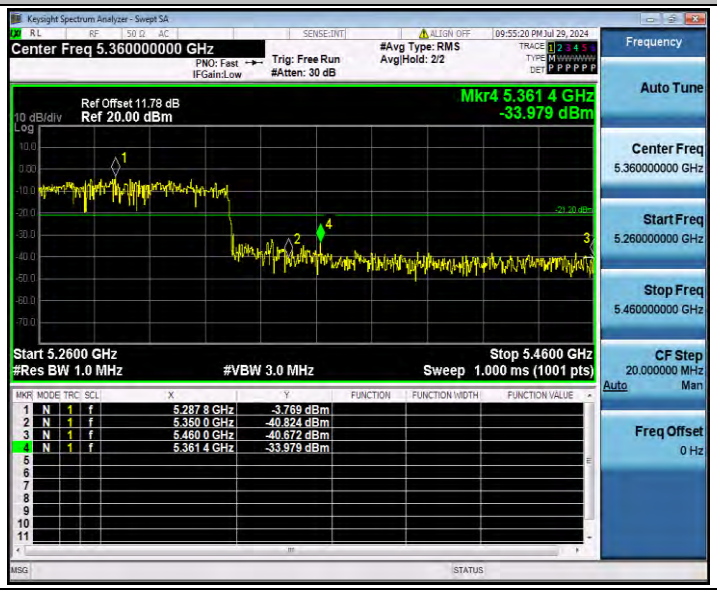 |