Case No. : CTA24071501704	
Ambient Condition: 23 ℃, 51 %RH	
According Standard: ■Part15E	
Test Date: 2024.7.29	**Test Engineer:** Lushan Kong

Appendix F.1: Emission Bandwidth

Test Result

TestMode	Antenna	Freq(MHz)	26db EBW [MHz]	FL[MHz]	FH[MHz]	Limit[MHz]	Verdict
11A	Ant1	5500	19.960	5490.160	5510.120	---	---
		5580	20.280	5569.760	5590.040	---	---
		5700	20.360	5689.680	5710.040	---	---
11N20SISO	Ant1	5500	20.080	5489.960	5510.040	---	---
		5580	20.640	5569.360	5590.000	---	---
		5700	21.440	5688.600	5710.040	---	---
11N40SISO	Ant1	5510	42.080	5489.120	5531.200	---	---
		5590	41.120	5569.120	5610.240	---	---
		5670	42.240	5648.000	5690.240	---	---
11AC20SISO	Ant1	5500	20.080	5490.000	5510.080	---	---
		5580	20.520	5569.800	5590.320	---	---
		5700	20.200	5689.800	5710.000	---	---
11AC40SISO	Ant1	5510	40.480	5489.920	5530.400	---	---
		5590	40.960	5569.200	5610.160	---	---
		5670	42.320	5647.840	5690.160	---	---
11AC80SISO	Ant1	5530	81.440	5489.200	5570.640	---	---
		5610	95.040	5555.440	5650.480	---	---

Test Graphs

11A_Ant1_5500

11A_Ant1_5580

11A_Ant1_5700

11N20SISO_Ant1_5500

11N20SISO_Ant1_5580

11N20SISO_Ant1_5700

11N40SISO_Ant1_5510

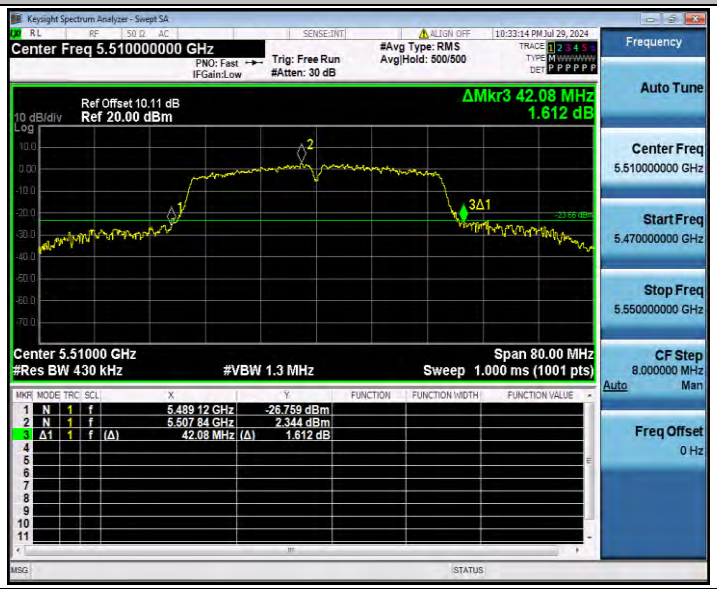

11N40SISO_Ant1_5590

11N40SISO_Ant1_5670

11AC20SISO_Ant1_5500

11AC20SISO_Ant1_5580

11AC20SISO_Ant1_5700

11AC40SISO_Ant1_5510

11AC40SISO_Ant1_5590

11AC40SISO_Ant1_5670

11AC80SISO_Ant1_5530
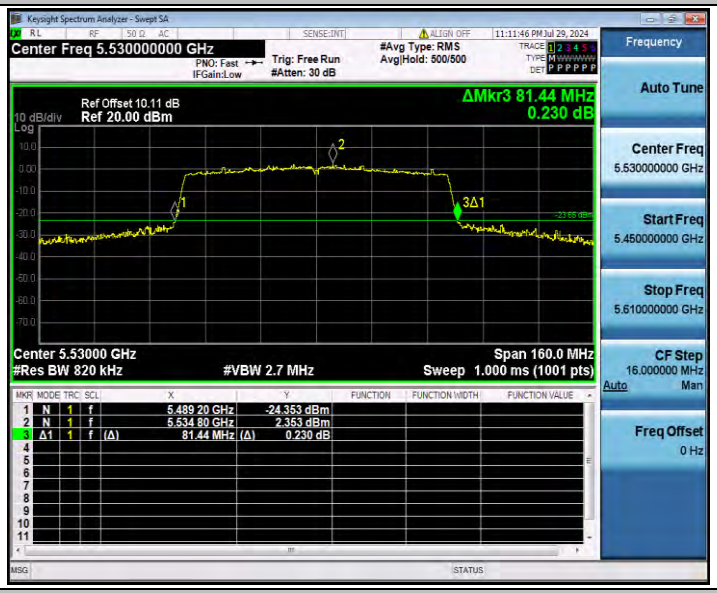

11AC80SISO_Ant1_5610

Appendix F.2: Occupied channel bandwidth

Test Result

TestMode	Antenna	Freq(MHz)	OCB [MHz]	FL[MHz]	FH[MHz]	Limit[MHz]	Verdict
11A	Ant1	5500	17.030	5491.4486	5508.4786	---	---
		5580	17.052	5571.3903	5588.4423	---	---
		5700	16.969	5691.3801	5708.3491	---	---
11N20SISO	Ant1	5500	17.824	5491.1185	5508.9425	---	---
		5580	17.835	5571.0610	5588.8960	---	---
		5700	17.836	5690.9842	5708.8202	---	---
11N40SISO	Ant1	5510	36.300	5492.0349	5528.3349	---	---
		5590	36.380	5571.7570	5608.1370	---	---
		5670	36.468	5651.6683	5688.1363	---	---
11AC20SISO	Ant1	5500	17.790	5491.1493	5508.9393	---	---
		5580	17.836	5571.0785	5588.9145	---	---
		5700	17.767	5691.0348	5708.8018	---	---
11AC40SISO	Ant1	5510	36.188	5492.0700	5528.2580	---	---
		5590	36.256	5571.8461	5608.1021	---	---
		5670	36.249	5651.7914	5688.0404	---	---
11AC80SISO	Ant1	5530	75.701	5492.1526	5567.8536	---	---
		5610	76.011	5571.7467	5647.7577	---	---

Test Graphs

11A_Ant1_5500

11A_Ant1_5580

11A_Ant1_5700

11N20SISO_Ant1_5500

11N20SISO_Ant1_5580

11N20SISO_Ant1_5700

11N40SISO_Ant1_5510

11N40SISO_Ant1_5590

11N40SISO_Ant1_5670

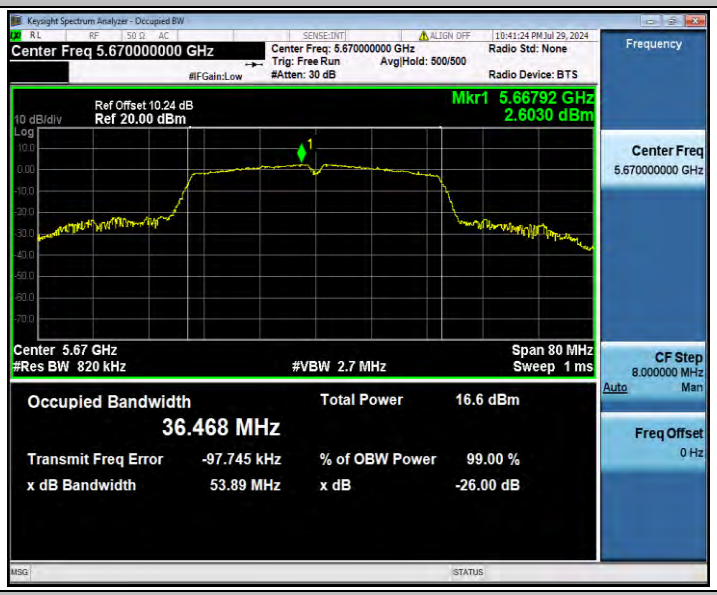

11AC20SISO_Ant1_5500

11AC20SISO_Ant1_5580

11AC20SISO_Ant1_5700

11AC40SISO_Ant1_5510

11AC40SISO_Ant1_5590

11AC40SISO_Ant1_5670

11AC80SISO_Ant1_5530

11AC80SISO_Ant1_5610

Appendix F.3: Duty Cycle

Test Result

TestMode	Antenna	Freq(MHz)	Transmission Duration [ms]	Transmission Period [ms]	Duty Cycle [%]	Duty Cycle Factor[dB]	1/T Factor[KHz]
11A	Ant1	5500	1.39	1.42	97.89	0.09	0.72
		5580	1.39	1.43	97.20	0.12	0.72
		5700	1.39	1.43	97.20	0.12	0.72
11N20SISO	Ant1	5500	1.30	1.34	97.01	0.13	0.77
		5580	1.30	1.34	97.01	0.13	0.77
		5700	1.30	1.34	97.01	0.13	0.77
11N40SISO	Ant1	5510	0.65	0.68	95.59	0.20	1.54
		5590	0.64	0.68	94.12	0.26	1.56
		5670	0.64	0.68	94.12	0.26	1.56
11AC20SISO	Ant1	5500	1.31	1.34	97.76	0.10	0.76
		5580	1.31	1.35	97.04	0.13	0.76
		5700	1.31	1.34	97.76	0.10	0.76
11AC40SISO	Ant1	5510	0.65	0.69	94.20	0.26	1.54
		5590	0.65	0.69	94.20	0.26	1.54
		5670	0.65	0.69	94.20	0.26	1.54
11AC80SISO	Ant1	5530	0.32	0.36	88.89	0.51	3.13
		5610	0.32	0.35	91.43	0.39	3.13

Test Graphs

11A_Ant1_5500

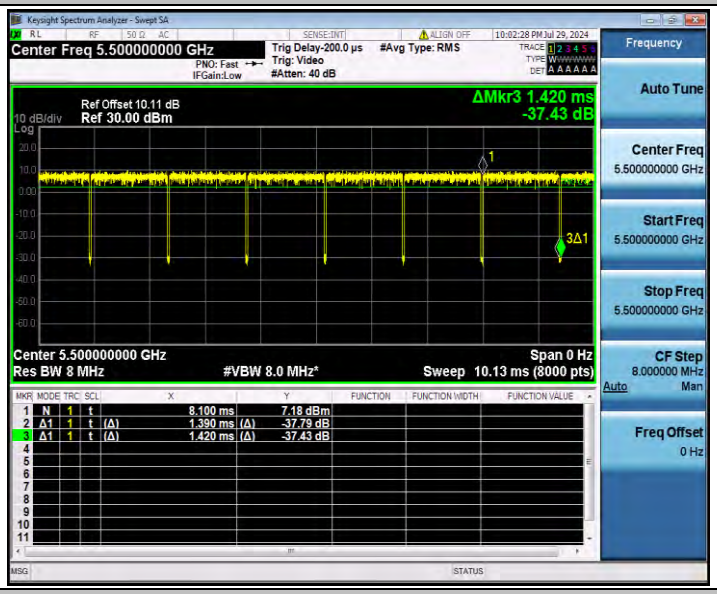

11A_Ant1_5580

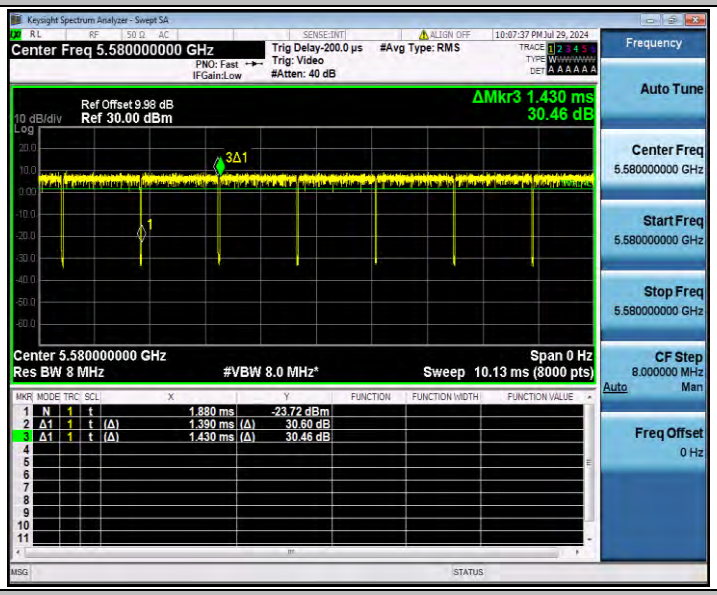

11A_Ant1_5700

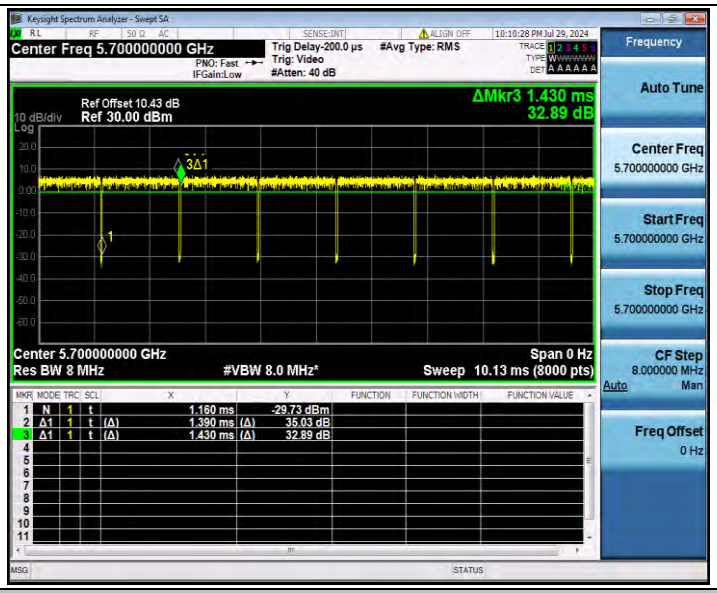

11N20SISO_Ant1_5500

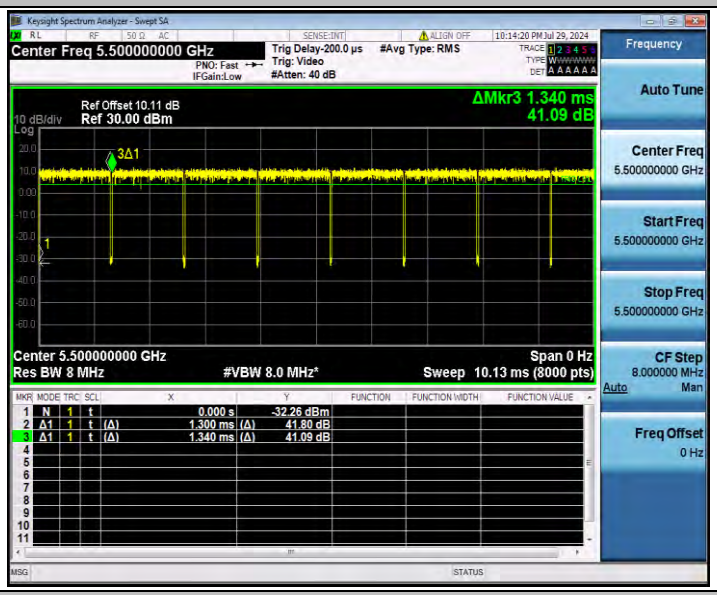

11N20SISO_Ant1_5580

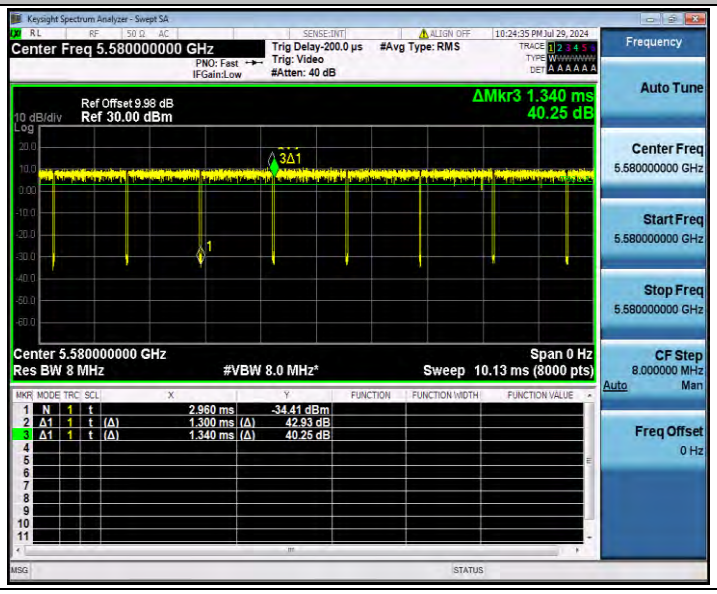

11N20SISO_Ant1_5700

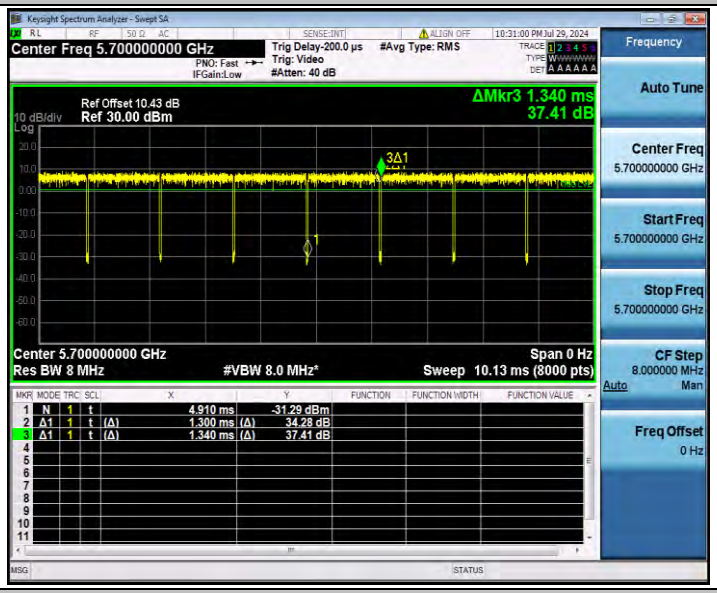

11N40SISO_Ant1_5510

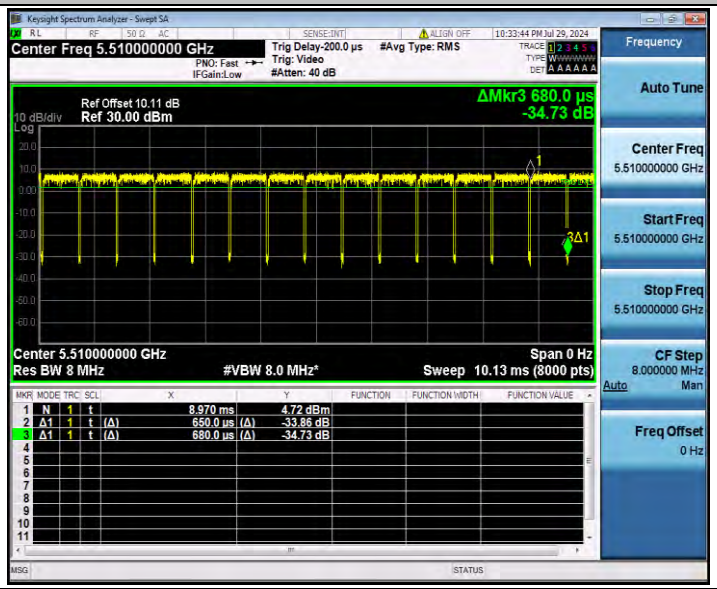

11N40SISO_Ant1_5590

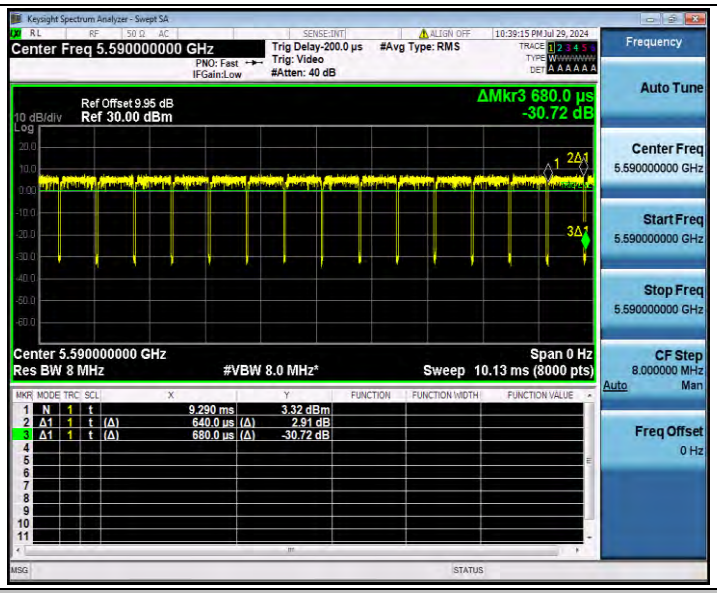

11N40SISO_Ant1_5670

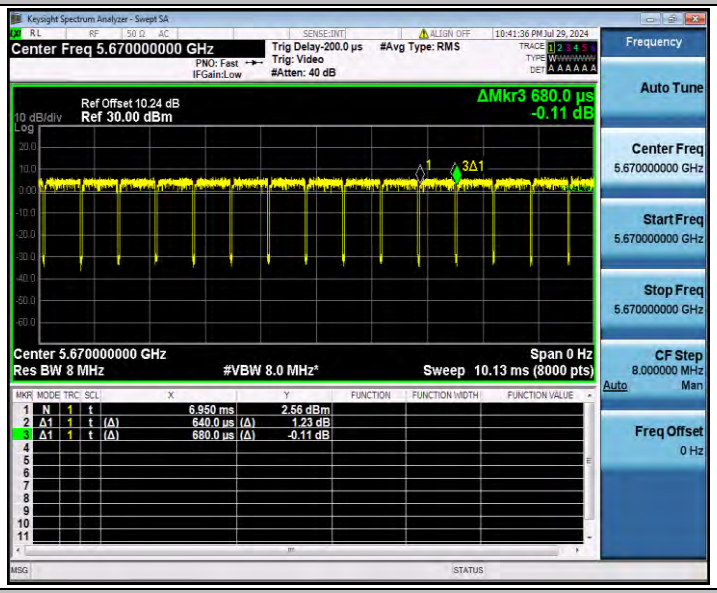

11AC20SISO_Ant1_5500

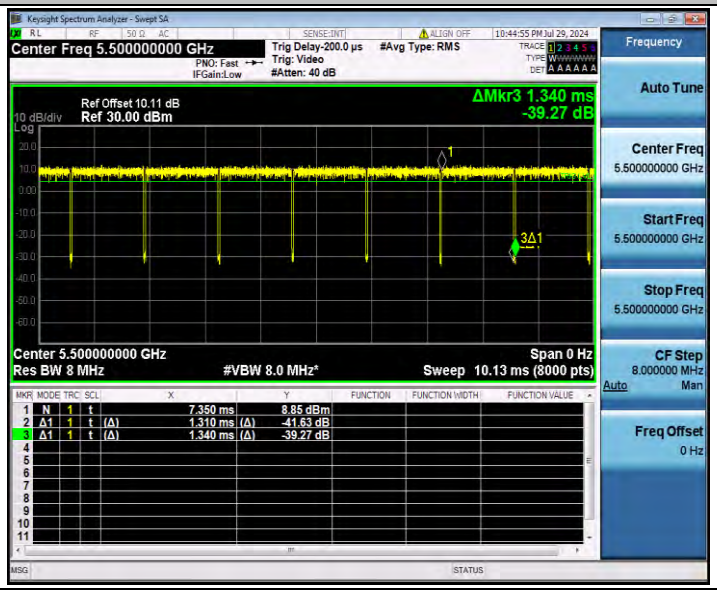

11AC20SISO_Ant1_5580
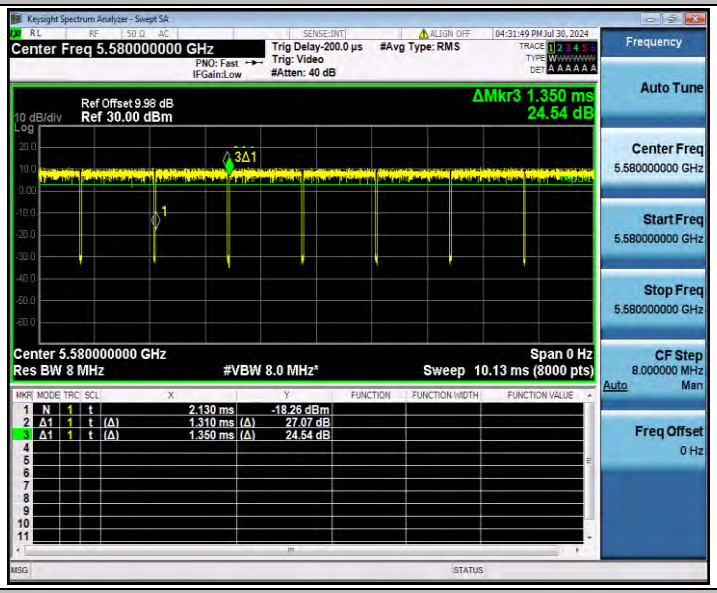
11AC20SISO_Ant1_5700
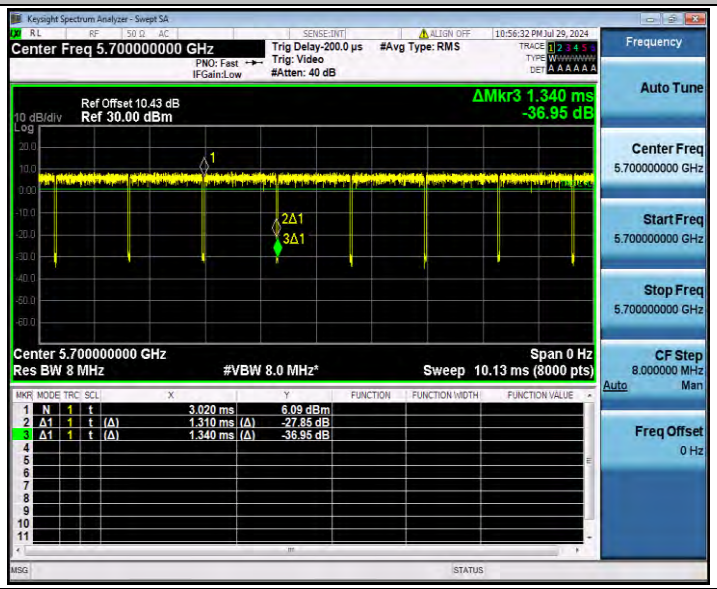
11AC40SISO_Ant1_5510

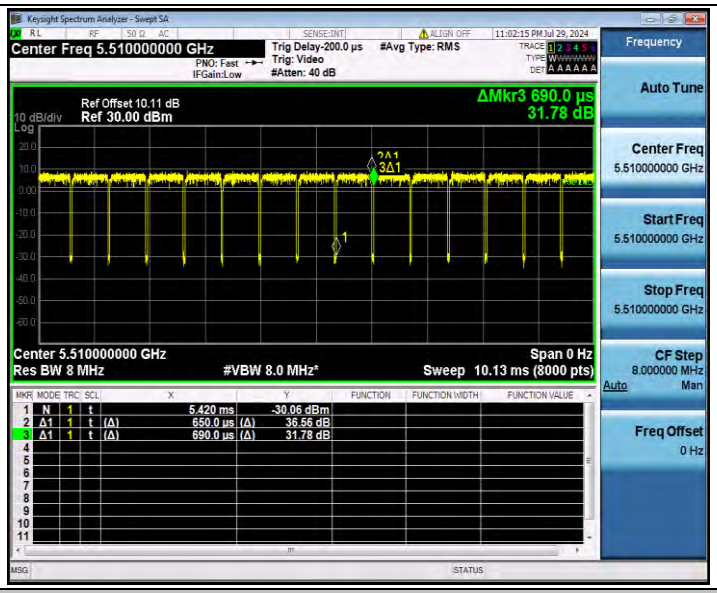

11AC40SISO_Ant1_5590

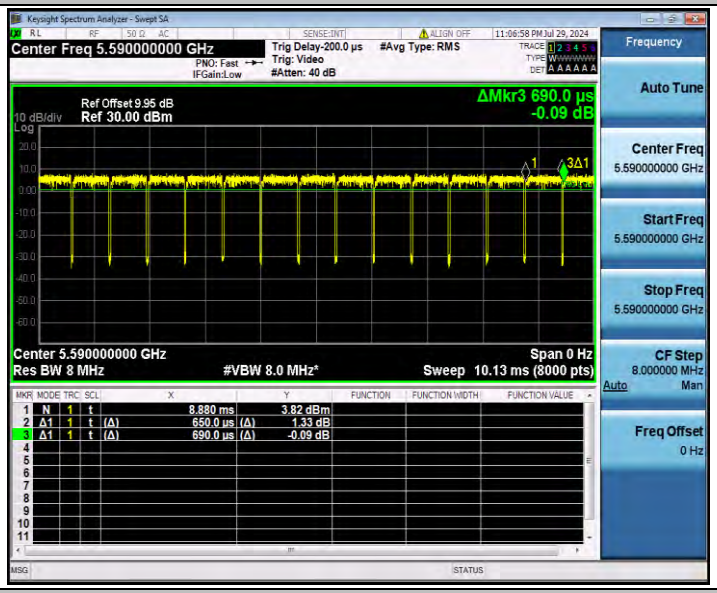

11AC40SISO_Ant1_5670

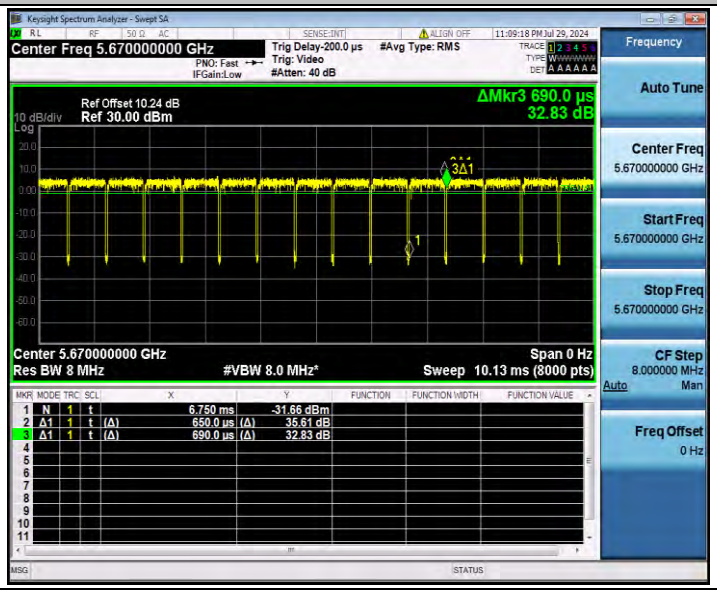

11AC80SISO_Ant1_5530
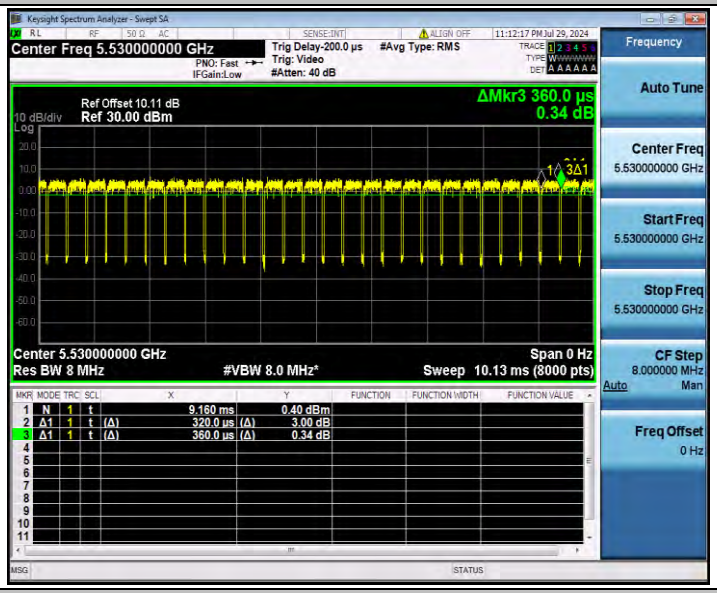
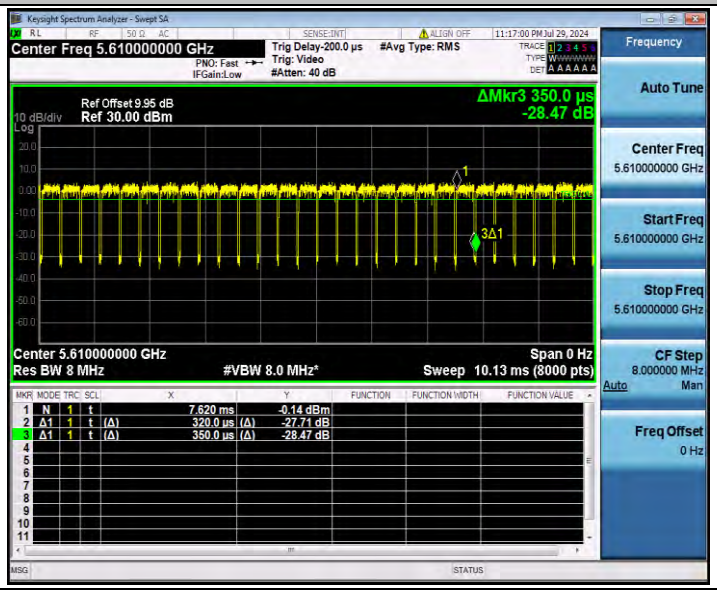
11AC80SISO_Ant1_5610