TEST REPORT

Verified Code: 360877

Report No.:	E202101295124-6	**Application No.:**	E202101295124
Client:	DMAI,Inc.		
Address:	10940 Wilshire Blvd #1100, Los Angeles, CA 90024, USA		
Sample Description:	Education tablet,a preschool learning system		
Model:	X4C-US21		
Test Specification:	CFR 47, FCC Parts Subpart E Unlicensed National Information Infrastructure Devices		
Receipt Date:	2021-02-20		
Test Date:	2021-03-13 to 2021-03-24		
Issue Date:	2021-05-17		
Test Result:	Pass		

Prepared By:	**Reviewed By:**	**Approved By:**
Test Engineer	Technical Manager	Manager
Xie Fang	Xie Haoting	

Other Aspects:

Note: Note

Abbreviations: *ok / P = passed; fail / F = failed; n.a. / N = not applicable;*

The test result in this test report refers exclusively to the presented test sample. This report shall not be reproduced except in full, without the written approval of GRGT.

DIRECTIONS OF TEST

1. **This station carries out test task according to the national regulation of verifications which can be traced to National Primary Standards and BIPM.**

2. **The test report merely corresponds to the test sample. It is not permitted to copy extracts of these test result without the written permission of the test laboratory.**

3. **If there is any objection concerning the test, the client should inform the laboratory within 15 days from the date of receiving the test report.**

TABLE OF CONTENTS

1. TEST RESULT SUMMARY 4

2. GENERAL DESCRIPTION OF EUT 5

2.1. APPLICANT 5
2.2. MANUFACTURER 5
2.3. FACTORY 5
2.4. BASIC DESCRIPTION OF EQUIPMENT UNDER TEST 5
2.5. TEST OPERATION MODE 7
2.6. LOCAL SUPPORTIVE INSTRUMENTS 7

3. LABORATORY AND ACCREDITATIONS 9

3.1. LABORATORY 9
3.2. ACCREDITATIONS 9
3.3. MEASUREMENT UNCERTAINTY 9

4. LIST OF USED TEST EQUIPMENT AT GRGT 10

5. CONDUCTED EMISSION MEASUREMENT 11

5.1. LIMITS 11
5.2. TEST PROCEDURES 11
5.3. TEST SETUP 12
5.4. DATA SAMPLE 12
5.5. TEST RESULTS 13

6. RADIATED SPURIOUS EMISSIONS 15

6.1. LIMITS 15
6.2. TEST PROCEDURES 15
6.3. TEST SETUP 17
6.4. DATA SAMPLE 18
6.5. TEST RESULTS 19

7. RESTRICTED BANDS OF OPERATION 68

7.1. LIMITS 68
7.2. TEST PROCEDURES 68
7.3. TEST SETUP 69
7.4. TEST RESULTS 70

8. 6DB BANDWIDTH &26DB BANDWIDTH & 99% OCCUPIED BANDWIDTH 128

8.1. LIMITS 128
8.2. TEST PROCEDURES 128
8.3. TEST SETUP 129
8.4. TEST RESULTS 130

9. OUTPUT POWER 148

9.1. LIMITS 148
9.2. TEST PROCEDURES 148
9.3. TEST SETUP 148
9.4. TEST RESULTS 149

10. POWER SPECTRAL DENSITY 152

10.1. LIMITS 152
10.2. TEST PROCEDURES 152
10.3. TEST SETUP 152
10.4. TEST RESULTS 153

11. FREQUENCY STABILITY 167

11.1. LIMITS 167
11.2. TEST PROCEDURES 167

11.3. TEST SETUP 167
11.4. TEST RESULTS 168

1. TEST RESULT SUMMARY

Standard	Item	Limit / Severity	Result
CFR 47, FCC Parts Subpart E (§15.407)	6dB Bandwidth &26dB Bandwidth & 99% Occupied Bandwidth	15.407(a) 15.407(e)	PASS
	AC Power Line Conducted Emissions	15.207 15.407(b)(8)	PASS
	Unwanted Emissions and Band Edge	15.205 15.209 15.407(b)	PASS
	Output Power	15.407(a)	PASS
	Peak Power Spectral Density	15.407(a)	PASS
	Frequency Stability	15.407(g)	PASS
	Antenna Requirement	15.203	PASS[1)]

Note: [1)]The EUT have one antenna. The antenna is FPC antenna.
The max gain of antenna is 1.9dBi. which accordance 15.203.is considered sufficient to comply with the provisions of this section

2. GENERAL DESCRIPTION OF EUT

2.1. APPLICANT

Name:	DMAI,Inc.
Address:	10940 Wilshire Blvd #1100, Los Angeles, CA 90024, USA

2.2. MANUFACTURER

Name:	DMAI,Inc.
Address:	10940 Wilshire Blvd #1100, Los Angeles, CA 90024, USA

2.3. FACTORY

Name:	Shenzhen Valley Ventures Inc
Address:	9F-10F, Block 4, Cloud Park, Xuegang North Road, Bantian Street, Longgang district Shenzhen, 518129, China

2.4. BASIC DESCRIPTION OF EQUIPMENT UNDER TEST

Equipment:	Education tablet,a preschool learning system
Model No.:	X4C-US21
Adding Model:	/
Trade Name:	AILA Sit & Play™ Animal Island Learning Adventure™ DMAI™
FCC ID:	2AYDJ-X4C-US21
Power Supply:	DC5V power supplied by adapter
Adapter Specification:	Model: AS1201A-0502000USU Input: 100-240V~50/60Hz 0.35A Max Output: 5V ⎓ 2000mA
Operation Frequency:	U-NII-1: 5150 MHz~5250 MHz U-NII-2A: 5250 MHz~5350 MHz U-NII-2C: 5470 MHz~5725 MHz U-NII-3: 5725 MHz~5850 MHz
Modulation type:	OFDM
Number Of Channel	U-NII-1: IEEE 802.11a / n HT20 / ac VHT20: 4 Channels IEEE 802.11n HT40 / ac VHT40: 2 Channels IEEE 802.11ac VHT80: 1 Channel U-NII-2A: IEEE 802.11a / n HT20 / ac VHT20: 4 Channels IEEE 802.11n HT40 / ac VHT40: 2 Channels

	IEEE 802.11ac VHT80: 1 Channel U-NII-2C: IEEE 802.11a / n HT20 / ac VHT20: 11 Channels IEEE 802.11n HT40 / ac VHT40: 5 Channels IEEE 802.11ac VHT80: 2 Channel U-NII-3: IEEE 802.11a / n HT20 / ac VHT20: 5 Channels IEEE 802.11n HT40 / ac VHT40: 2 Channels IEEE 802.11ac VHT80: 1 Channel
Channels Spacing:	IEEE 802.11a: 20MHz IEEE 802.11n HT20: 20MHz IEEE 802.11n HT40: 40MHz IEEE 802.11ac VHT20: 20MHz IEEE 802.11ac VHT40: 40MHz IEEE 802.11ac VHT80: 80MHz
Transmit Power:	U-NII-1: 9.85dBm for IEEE 802.11a 9.72 dBm for IEEE 802.11n HT20 9.62dBm for IEEE 802.11ac VHT20 9.46dBm for IEEE 802.11n HT40 9.50dBm for IEEE 802.11ac VHT40 9.00dBm for IEEE 802.11ac VHT80 U-NII-2A: 9.68 dBm for IEEE 802.11a 9.55 dBm for IEEE 802.11n HT20 9.50dBm for IEEE 802.11ac VHT20 9.30dBm for IEEE 802.11n HT40 9.30dBm for IEEE 802.11ac VHT40 8.95dBm for IEEE 802.11ac VHT80 U-NII-2C: 10.50 dBm for IEEE 802.11a 10.39 dBm for IEEE 802.11n HT20 10.22dBm for IEEE 802.11ac VHT20 10.05dBm for IEEE 802.11n HT40 10.10dBm for IEEE 802.11ac VHT40 9.91dBm for IEEE 802.11ac VHT80 U-NII-3: 10.11dBm for IEEE 802.11a 10.02dBm for IEEE 802.11n HT20 9.80dBm for IEEE 802.11ac VHT20 9.72dBm for IEEE 802.11n HT40 9.82dBm for IEEE 802.11ac VHT40 9.46dBm for IEEE 802.11ac VHT80

Antenna Specification:	FPC antenna with 1.9dBi gain (Max.)
Temperature Range:	0°C ~ +40°C
Hardware Version:	MT8168-P71-V1.1
Software Version:	ys_mssi_t_64_userdebug_10_QP1A.190711.020mp3v4104 test-keys
Sample No:	E202101295124-0002, E202101295124-0003
Note:	The adapter have two color of appearance: White,Green.

2.5. TEST OPERATION MODE

Mode No.	Description of the modes
1	5G wifi fixed frequency transmitting
2	5G wifi work normally

Note: The items of radiated emission just record the worst case of 20MHz/40MHz/80MHz bandwith.

2.6. LOCAL SUPPORTIVE INSTRUMENTS

Name of Equipment	Manufacturer	Model	Serial Number	Note
/	/	/	/	/
Cable				
/	/	/	/	/

Test software:

Software version
MT6631 software

Mode	Frequecy (MHz)	Power Setting	Frequecy (MHz)	Power Setting
IEEE 802.11a	5180	16	5500	16
	5200	16	5580	16
	5240	16	5700	16
	5260	16	5745	16
	5300	16	5785	16
	5320	16	5825	16

Mode	Frequecy (MHz)	Power Setting	Mode	Frequecy (MHz)	Power Setting
IEEE 802.11n	5180	16	IEEE	5180	16

VHT20	5200	16	802.11ac VHT20	5200	16
	5240	16		5240	16
	5260	16		5260	16
	5300	16		5300	16
	5320	16		5320	16
	5500	16		5500	16
	5580	16		5580	16
	5700	16		5700	16
	5745	16		5745	16
	5785	16		5785	16
	5825	16		5825	16

IEEE 802.11n HT40	5190	16	IEEE 802.11ac VHT40	5190	16
	5230	16		5230	16
	5270	16		5270	16
	5310	16		5310	16
	5510	16		5510	16
	5550	16		5550	16
	5670	16		5670	16
	5755	16		5755	16
	5795	16		5795	16

Mode	Frequecy (MHz)	Power Setting	Frequecy (MHz)	Power Setting
IEEE 802.11ac VHT80	5210	16	5610	16
	5290	16	5775	15
	5530	16	/	

3. LABORATORY AND ACCREDITATIONS

3.1. LABORATORY

The tests & measurements refer to this report were performed by Shenzhen EMC Laboratory of Guangzhou GRG Metrology & Test Co,. Ltd.

Add : Address: No.1301 Guanguang Road Xinlan Community, Guanlan Street, Longhua District Shenzhen, 518110, People's Republic of China

P.C. : 518000

Tel : 0755-61180008

Fax : 0755-61180008

3.2. ACCREDITATIONS

Our laboratories are accredited and approved by the following approval agencies according to GB/T 27025(ISO/IEC 17025:2017)

USA	A2LA(Certificate #:2861.01)

The measuring facility of laboratories has been authorized or registered by the following approval agencies.

Canada	Industry Canada
USA	FCC

Copies of granted accreditation certificates are available for downloading from our web site, http://www.grgtest.com

3.3. MEASUREMENT UNCERTAINTY

Where relevant, the following measurement uncertainty levels have been estimated for tests performed on the EUT as specified in CISPR 16-4-2:

Measurement		Frequency	Uncertainty
Radiated Emission	Horizontal	30MHz~1000MHz	4.30dB
		1GHz~18GHz	5.60dB
		18GHz~26GHz	3.65dB
		26GHz~40GHz	4.00dB
	Vertical	30MHz~1000MHz	4.30dB
		1GHz~18GHz	5.60dB
		18GHz~26GHz	3.65dB
		26GHz~40GHz	4.00dB
Conduction Emission		9 kHz ~ 150 kHz	2.80dB
		150 kHz ~ 10 MHz	2.80dB
		10 MHz ~ 30 MHz	2.20dB

This uncertainty represents an expanded uncertainty factor of k=2.

4. LIST OF USED TEST EQUIPMENT AT GRGT

Name of Equipment	Manufacturer	Model	Serial Number	Calibration Due
Conducted Emissions				
TEST RECEIVER	R&S	ESCI	100783	2021-10-08
LISN(EUT)	R&S	ENV216	101543	2022-03-21
EZ-EMC	EZ	CCS-3A1-CE	/	/
Radiated Spurious Emission& Restricted bands of operation				
Spectrum Analyzer	Agilent	N9010A	MY52221469	2021-05-16
Bilog Antenna	Schwarzbeck	VULB 9163	01279	2022-02-25
Horn Antenna	Schwarzbeck	BBHA 9120D(1201)	02143	2021-12-27
Board-Band Horn Antenna	Schwarzbeck	BBHA 9170	BBHA 9170-497	2021-11-05
Amplifier	Tonscend	TAP9E6343	AP20E806065	2021-06-28
Amplifier	Tonscend	TAP01018048	AP20E8060075	2021-06-28
Amplifier	Tonscend	TAP184050	AP20E806071	2021-06-15
Test S/W	Tonscend	JS32-RE/2.5.2.4		
6DB Bandwidth &26DB Bandwidth & 99% Occupied bandwidth				
Spectrum Analyzer	Agilent	N9010A	MY52221469	2021-05-16
Output Power				
Spectrum Analyzer	Agilent	N9010A	MY52221469	2021-05-16
Pulse power sensor	Anritsu	MA2411B	1126150	2021-04-13
Power Meter	Anritsu	NL2495A	1204003	2021-04-13
Frequency Stability				
Spectrum Analyzer	Agilent	N9010A	MY52221469	2021-05-16
Power Spectral Density				
Spectrum Analyzer	Agilent	N9010A	MY52221469	2021-05-16

Note: The calibration interval of the above test instruments is 12 months.

5. CONDUCTED EMISSION MEASUREMENT

5.1. LIMITS

Frequency range	Limits (dBμV)	
	Quasi-peak	Average
150kHz ~ 0.5MHz	66~56	56~46
0.5 MHz ~ 5 MHz	56	46
5 MHz ~ 30 MHz	60	50

NOTE: (1) The lower limit shall apply at the transition frequencies.
(2) The limit decreases in line with the logarithm of the frequency in the range of 150 kHz to 0.5MHz.

5.2. TEST PROCEDURES

Procedure of Preliminary Test

Test procedures follow ANSI C63.10:2013.

For measurement of the disturbance voltage the equipment under test (EUT) is connected to the power supply mains and any other extended network via one or more artificial network(s). An EUT, whether intended to be grounded or not, and which is to be used on a table is configured as follows:

– Either the bottom or the rear of the EUT shall be at a controlled distance of 40 cm from a reference ground plane. This ground plane is normally the wall or floor of a shielded room. It may also be a grounded metal plane of at least 2 m by 2 m. This is physically accomplished as follows:

1) place the EUT on a table of non-conducting material which is at least 80 cm high. Place the EUT so that it is 40 cm from the wall of the shielded room, or

2) place the EUT on a table of non-conducting material which is 40 cm high so that the bottom of the EUT is 40 cm above the ground plane;

All other conductive surfaces of the EUT shall be at least 80 cm from the reference ground plane;

– The EUT are placed on the floor that one side of the housings is 40 cm from the vertical reference ground plane and other metallic parts;

Interconnecting cables that hang closer than 40 cm to the ground plane shall be folded back and forth forming a bundle 30 cm to 40 cm long, hanging approximately in the middle between the ground plane and the table.

– I/O cables that are connected to a peripheral shall be bundled in the centre. The end of the cable may be terminated if required using correct terminating impedance. The total length shall not exceed 1 m.

The test mode(s) described in Item 2.4 were scanned during the preliminary test. After the preliminary scan, we found the test mode described in Item 2.4 producing the highest emission level. The EUT configuration and cable configuration of the above highest emission levels were recorded for reference of the final test.

Procedure of Final Test

EUT and support equipment were set up on the test bench as per the configuration with highest emission level in the preliminary test. A scan was taken on both power lines, recording at least the six highest emissions. Emission frequency and amplitude were recorded into a computer in which correction factors were used to calculate the emission level and compare reading to the applicable limit. The test data of the worst-case condition(s) was recorded.

5.3. TEST SETUP

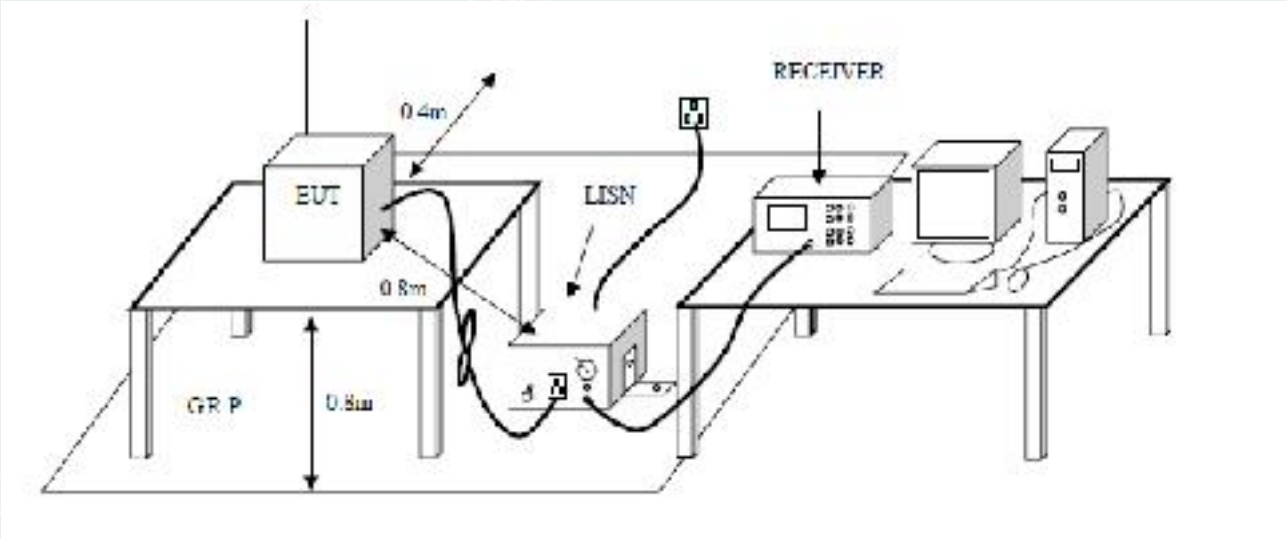

5.4. DATA SAMPLE

Frequency (MHz)	QuasiPeak Reading (dBuV)	Average Reading (dBuV)	Correction Factor (dB)	QuasiPeak Result (dBuV)	Average Result (dBuV)	QuasiPeak Limit (dBuV)	Average Limit (dBuV)	QuasiPeak Margin (dB)	Average Margin (dB)	Remark (Pass/Fail)
X.XXXX	32.69	25.65	11.52	44.21	37.17	65.78	55.79	-21.57	-18.62	Pass

Factor = Insertion loss of LISN + Cable Loss
Result = Quasi-peak Reading/ Average Reading + Factor
Limit = Limit stated in standard
Margin = Result (dBuV) – Limit (dBuV)

5.5. TEST RESULTS

EUT Name	Education tablet,a preschool learning system	Model	X4C-US21
Environmental Conditions	24.6℃/54%RH	Test Mode	Mode 1
Power supply	AC120V/60Hz	Tested By	Chen Xiaocong
Test Date	2021-03-05	Sample No.	E202101295124-0002

IEEE 802.11a:5180MHz

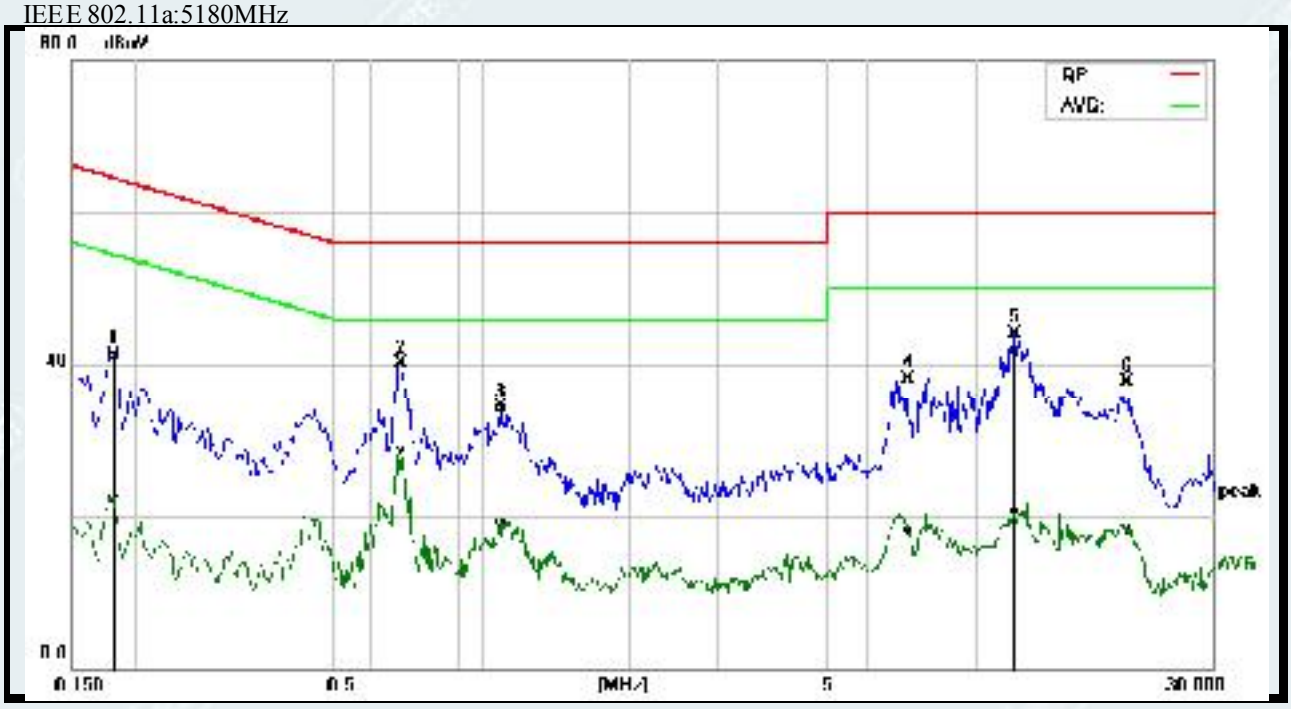

No.	Frequency	QuasiPeak reading	Average reading	Correction factor	QuasiPeak result	Average result	QuasiPeak limit	Average limit	QuasiPeak margin	Average margin	Remark
	(MHz)	(dBuV)	(dBuV)	(dB)	(dBuV)	(dBuV)	(dBuV)	(dBuV)	(dB)	(dB)	
1	0.1819	31.69	12.78	9.61	41.30	22.39	64.39	54.40	-23.09	-32.01	Pass
2*	0.6900	30.52	18.82	9.61	40.13	28.43	56.00	46.00	-15.87	-17.57	Pass
3	1.0940	24.70	9.32	9.62	34.32	18.94	56.00	46.00	-21.68	-27.06	Pass
4	7.2740	28.40	8.36	9.69	38.09	18.05	60.00	50.00	-21.91	-31.95	Pass
5	11.9780	34.33	10.71	9.76	44.09	20.47	60.00	50.00	-15.91	-29.53	Pass
6	20.2580	27.81	8.36	9.86	37.67	18.22	60.00	50.00	-22.33	-31.78	Pass

Note: *L = Live Line*

EUT Name	Education tablet,a preschool learning system	Model	X4C-US21
Environmental Conditions	24.6℃/54%RH	Test Mode	Mode 1
Power supply	AC120V/60Hz	Tested By	Chen Xiaocong
Test Date	2021-03-05	Sample No.	E202101295124-0002

IEEE 802.11a:5180MHz

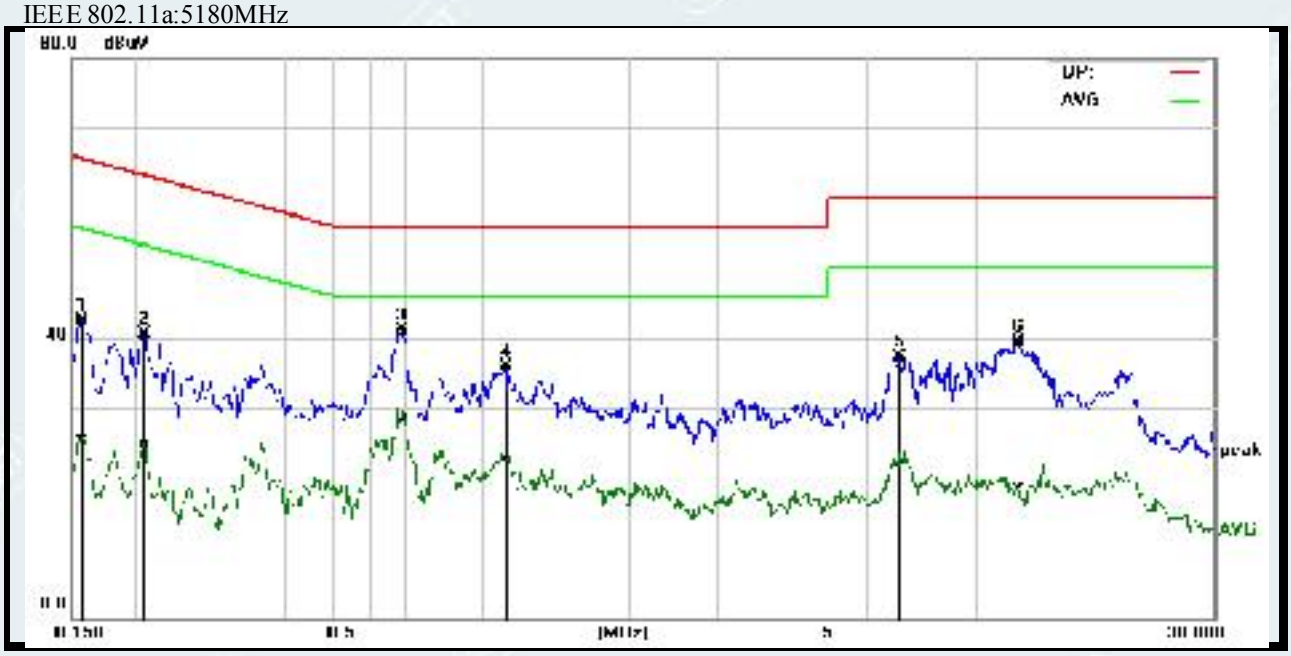

No.	Frequency	QuasiPeak reading	Average reading	Correction factor	QuasiPeak result	Average result	QuasiPeak limit	Average limit	QuasiPeak margin	Average margin	Remark
	(MHz)	(dBuV)	(dBuV)	(dB)	(dBuV)	(dBuV)	(dBuV)	(dBuV)	(dB)	(dB)	
1	0.1565	32.91	16.19	9.60	42.51	25.79	65.64	55.65	-23.13	-29.86	Pass
2	0.2100	30.82	15.20	9.60	40.42	24.80	63.20	53.21	-22.78	-28.41	Pass
3*	0.6900	31.40	18.84	9.61	41.01	28.45	56.00	46.00	-14.99	-17.55	Pass
4	1.1300	26.20	12.90	9.61	35.81	22.51	56.00	46.00	-20.19	-23.49	Pass
5	6.9900	27.67	12.28	9.69	37.36	21.97	60.00	50.00	-22.64	-28.03	Pass
6	12.0860	29.81	9.21	9.77	39.58	18.98	60.00	50.00	-20.42	-31.02	Pass

Note: N = Neutral Line.

6. RADIATED SPURIOUS EMISSIONS

6.1. LIMITS

The maximum emissions outside of the frequency bands of operation shall be attenuated in accordance with the following limits:

(1) For transmitters operating in the 5.15-5.25 GHz band: All emissions outside of the 5.15-5.35 GHz band shall not exceed an e.i.r.p. of −27 dBm/MHz.

(2) For transmitters operating in the 5.25-5.35 GHz band: All emissions outside of the 5.15-5.35 GHz band shall not exceed an e.i.r.p. of −27 dBm/MHz.

(3) For transmitters operating in the 5.47-5.725 GHz band: All emissions outside of the 5.47-5.725 GHz band shall not exceed an e.i.r.p. of −27 dBm/MHz.

(4) For transmitters operating in the 5.725-5.85 GHz band:All emissions shall be limited to a level of −27 dBm/MHz at 75 MHz or more above or below the band edge increasing linearly to 10 dBm/MHz at 25 MHz above or below the band edge, and from 25 MHz above or below the band edge increasing linearly to a level of 15.6 dBm/MHz at 5 MHz above or below the band edge, and from 5 MHz above or below the band edge increasing linearly to a level of 27 dBm/MHz at the band edge.

The unwanted emissions which fall in Restricted bands shall not exceed the field strength levels specified in the following table:

15.209 Radiated emission limits

Frequency (MHz)	Field Strength(μV/m)	Distance(m)
0.009-0.490	2400/F(kHz)	300
0.490-1.705	24000/F(kHz)	30
1.705-30	30	30
30-88	100	3
88-216	150	3
216-960	200	3
Above 960	500	3

6.2. TEST PROCEDURES

a. EUT was placed on a turn table, which is 0.8 meter high above ground for below 1GHz test, and which is 1.5 meter high above ground for above 1GHz test.
b. EUT is set 3 meters away from the receiving antenna, which is mounted on a antenna tower.
c. Set the EUT transmit continuously with maximum output power.
d. The turn table can rotate 360 degrees to determine the position of the maximum emission level.
e. The antenna can be moved up and down between 1 meter and 4 meters to find out the maximum emission level. Both horizontal and vertical polarization of the antenna are set on test.
f. Spectrum analyzer setting parameters please see the below table.
g. Repeat above procedures until all channels were measured.
h. Record the results in the test report.

For 9KHz-150KHz

Spectrum Parameters	Setting
RBW	300Hz(for Peak&AVG)/CISPR 200Hz(for QP)
VBW	300Hz(for Peak&AVG)/CISPR 200Hz(for QP)
Start frequency	9KHz
Stop frequency	150KHz
Sweep Time	Auto
Detector	PEAK/QP/AVG
Trace Mode	Max Hold

Note : For 9KHz-90KHz&110KHz-150KHz,the detector is average,other frequency is CISPR QP detector.

For 150KHz-30MHz

Spectrum Parameters	Setting
RBW	9KHz
VBW	9KHz
Start frequency	150KHz
Stop frequency	30MHz
Sweep Time	Auto
Detector	QP
Trace Mode	Max Hold

Note : For 150KHz-490KHz,the detector is average,other frequency is CISPR QP detector.

For 30MHz-1GHz

Spectrum Parameters	Setting
RBW	120KHz
VBW	300KHz
Start frequency	30MHz
Stop frequency	1GHz
Sweep Time	Auto
Detector	QP
Trace Mode	Max Hold

For Above 1GHz

Spectrum Parameters	Setting	
RBW	1MHz	
VBW	PEAK Measurement	AVG Measurement
	3MHz	Duty cycle≥98%,VBW=10Hz Duty cycle<98%,VBW≥1/T Video bandwidth mode=RMS (power averaging)
Start frequency	1GHz	
Stop frequency	40GHz	
Sweep Time	Auto	
Detector	PEAK	
Trace Mode	Max Hold	

Note : T is the on-time time of the duty cycle,when EUT transmit continuously with maximum output power,unit is seconds. reference section 2.7 for the on-time time.

Note : 18-40G Limit=74+20log(3/1)=83.54(dBμV/m).

6.3. TEST SETUP

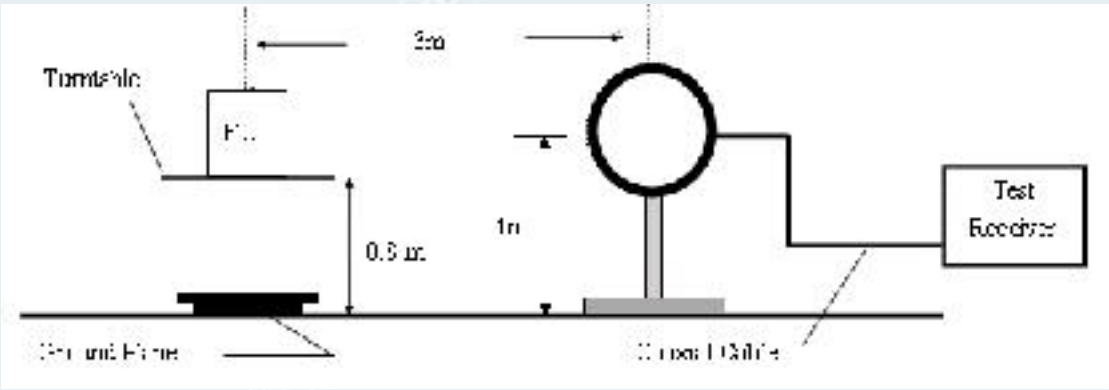

Figure 1. 9 KHz to 30MHz radiated emissions test configuration

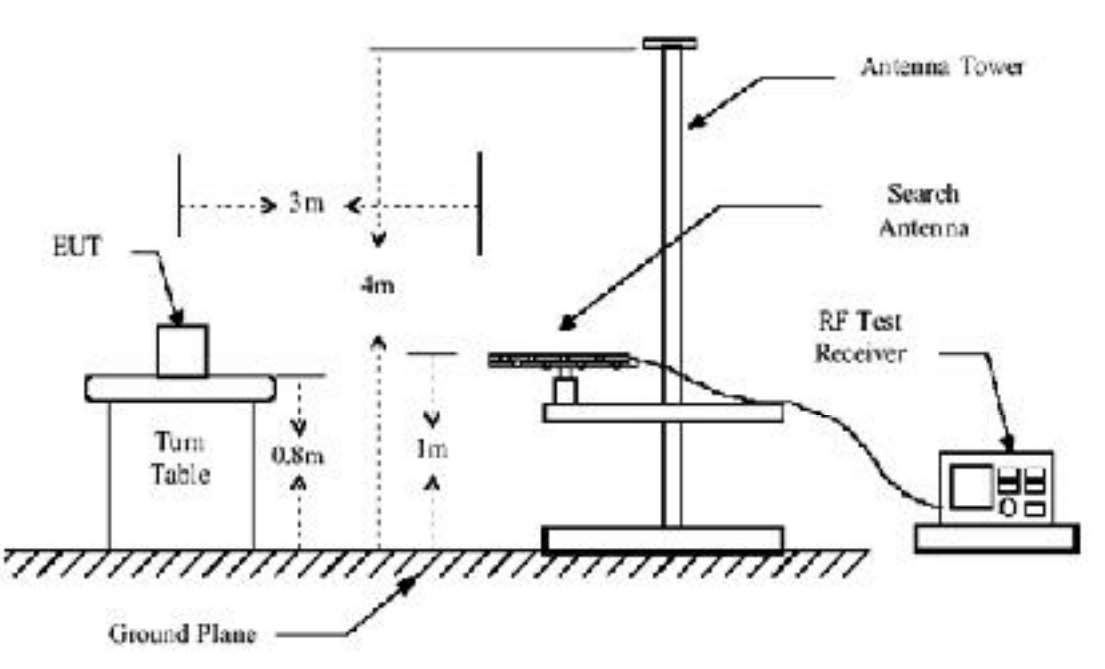

Figure 2. 30MHz to 1GHz radiated emissions test configuration

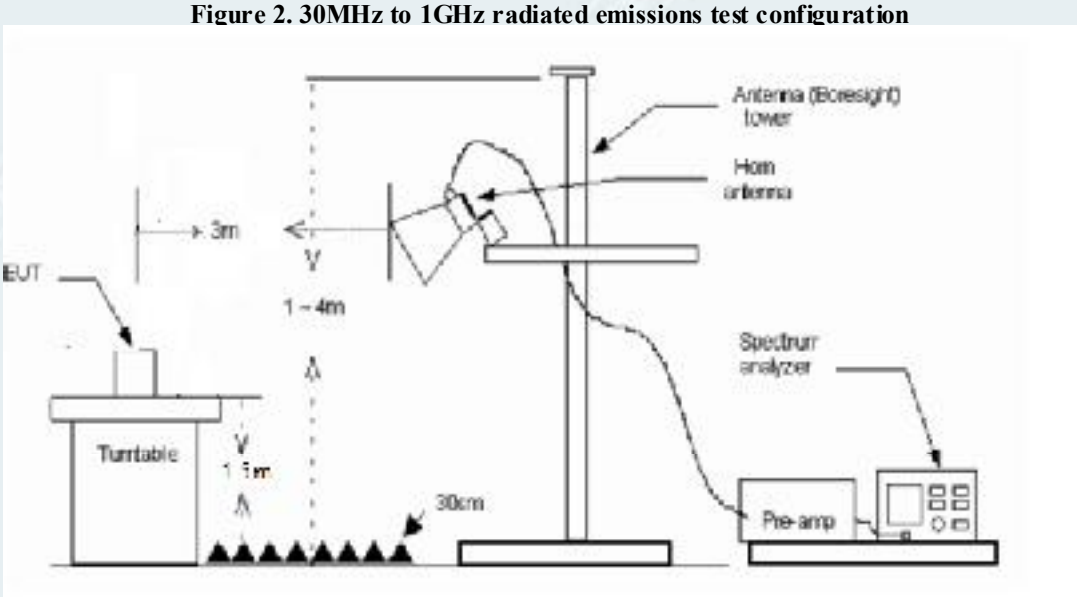

Figure 3. Above 1GHz radiated emissions test configuration

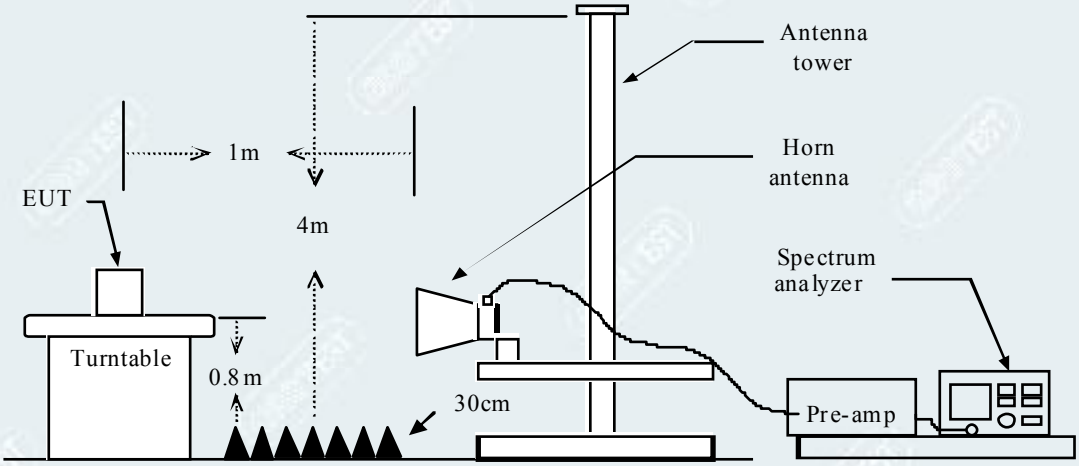

Figure 4. Above 18GHz radiated emissions test configuration

6.4. DATA SAMPLE

30MHz to 1GHz

No.	Frequency (MHz)	Reading (dBuV/m)	Correct Factor(dB/m)	Result (dBuV/m)	Limit (dBuV/m)	Margin (dB)	Remark	Pole
xxx	xxx	37.06	-15.48	21.58	40.00	-18.42	QP	Vertical

Above 1 GHz

No.	Frequency (MHz)	Reading (dBuV/m)	Level (dBuV/m)	Factor (dB)	Limit (dBuV/m)	Margin (dB)	Remark	Pole
xxx	xxx	49.66	53.43	3.77	74.00	20.57	peak	Vertical
xxx	xxx	34.98	38.75	3.77	54.00	15.25	AVG	Vertical

Above 18 GHz

No.	Frequency (MHz)	Reading (dBuV/m)	Level (dBuV/m)	Factor (dB)	Limit (dBuV/m)	Margin (dB)	Remark	Pole
xxx	xxx	59.22	58.58	-0.64	83.54	24.96	peak	Vertical
xxx	xxx	53.01	52.37	-0.64	63.54	11.17	AVG	Vertical

Frequency (MHz) = Emission frequency in MHz

Ant.Pol. (H/V) = Antenna polarization

Reading (dBuV) = Uncorrected Analyzer / Receiver reading

Correction Factor (dB/m) = Antenna factor + Cable loss – Amplifier gain

Result (dBuV/m) = Reading (dBuV) + Correction Factor (dB/m)

Limit (dBuV/m) = Limit stated in standard

Margin (dB) = Remark Result (dBuV/m) – Limit (dBuV/m)

Peak = Peak Reading

QP = Quasi-peak Reading

AVG = Average Reading

6.5. TEST RESULTS

30MHz to 1GHz

Recorded the worst case results in this report (IEEE 802.11a)

Mode: TX/ IEEE 802.11a Channel :5180MHz

Temp. /Hum.: 25℃/50%RH Power supply:AC120V/60Hz

Polarity: Vertical Date: 2021-03-24

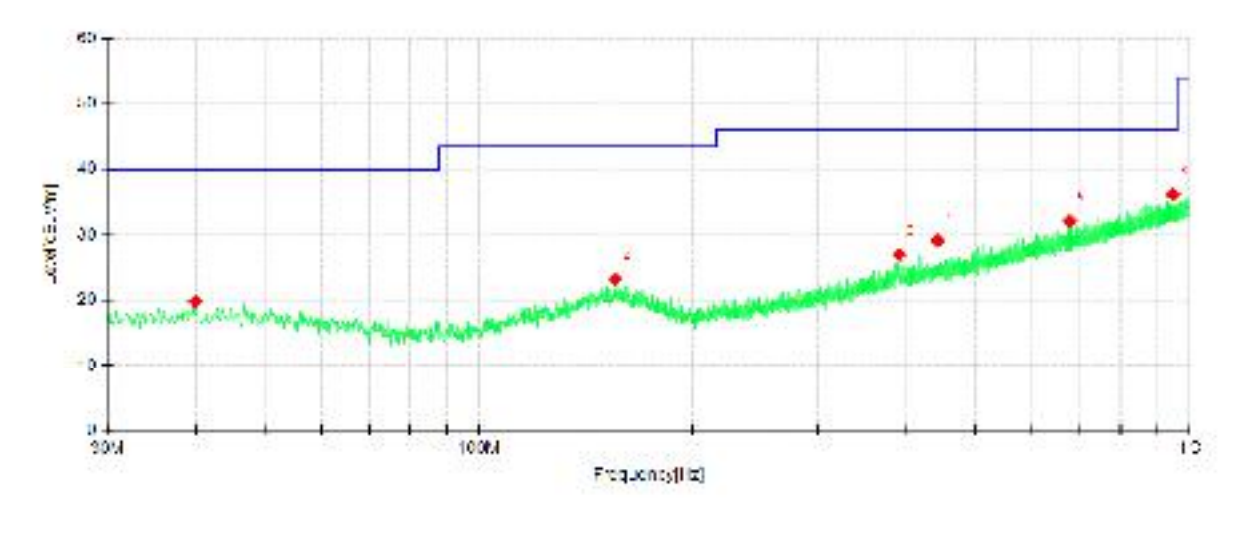

Suspected Data List									
NO.	Freq. [MHz]	Reading [dBμV/m]	Level [dBμV/m]	Factor [dB]	Limit [dBμV/m]	Margin [dB]	Height [cm]	Angle [°]	Polarity
1	39.9425	48.45	19.85	-28.60	40.00	20.15	100	29	Vertical
2	155.4938	49.19	23.30	-25.89	43.50	20.20	100	209	Vertical
3	389.9913	50.38	27.01	-23.37	46.00	18.99	200	281	Vertical
4	442.0075	51.19	29.12	-22.07	46.00	16.88	100	149	Vertical
5	678.3238	49.36	32.09	-17.27	46.00	13.91	100	321	Vertical
6	946.6500	49.15	36.22	-12.93	46.00	9.78	100	149	Vertical

Mode: TX/ IEEE 802.11a
Temp. /Hum.: 25℃/50%RH
Polarity: Horizontal

Channel :5180MHz
Power supply:AC120V/60Hz
Date: 2021-03-24

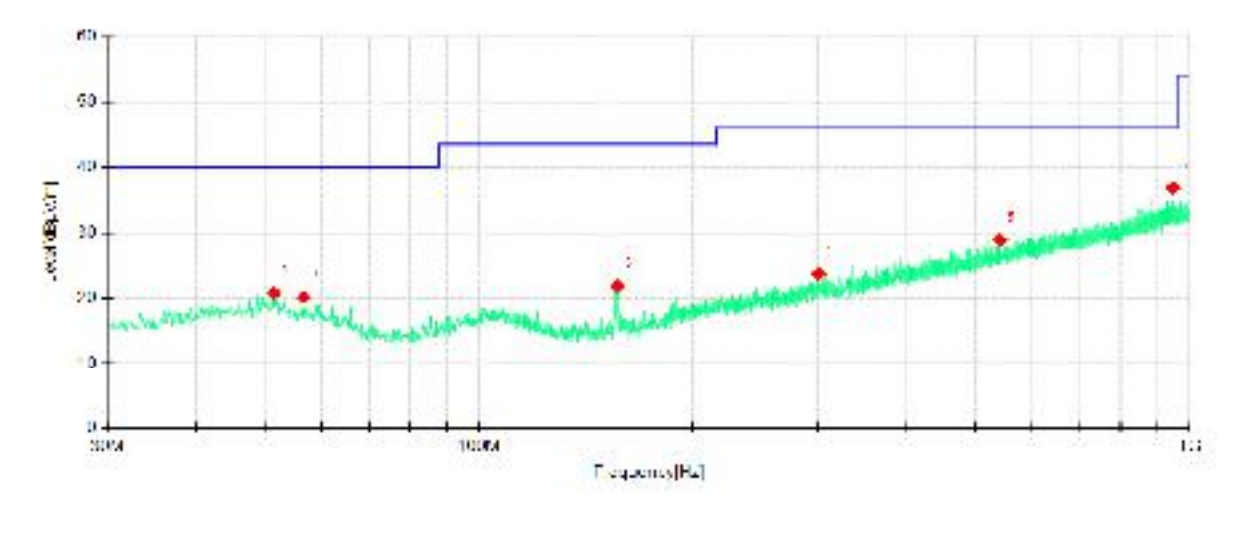

Suspected Data List									
NO.	Freq. [MHz]	Reading [dBμV/m]	Level [dBμV/m]	Factor [dB]	Limit [dBμV/m]	Margin [dB]	Height [cm]	Angle [°]	Polarity
1	51.4613	48.48	20.83	-27.65	40.00	19.17	100	359	Horizontal
2	56.6750	48.48	20.16	-28.32	40.00	19.84	100	6	Horizontal
3	156.8275	53.08	21.86	-31.22	43.50	21.64	200	257	Horizontal
4	300.3875	48.92	23.75	-25.17	46.00	22.25	100	160	Horizontal
5	540.8263	48.61	28.88	-19.73	46.00	17.12	200	304	Horizontal
6	946.5288	50.47	36.84	-13.63	46.00	9.16	100	326	Horizontal

Mode: TX/ IEEE 802.11a
Temp. /Hum.: 25℃/50%RH
Polarity: Vertical

Channel :5320MHz
Power supply:AC120V/60Hz
Date: 2021-03-24

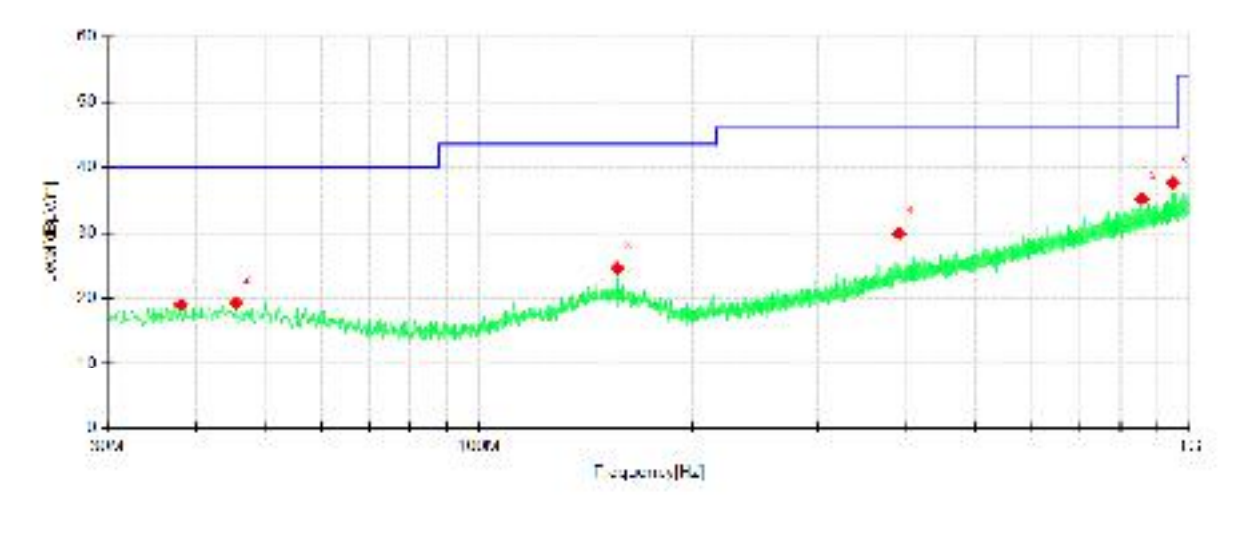

Suspected Data List									
NO.	Freq. [MHz]	Reading [dBμV/m]	Level [dBμV/m]	Factor [dB]	Limit [dBμV/m]	Margin [dB]	Height [cm]	Angle [°]	Polarity
1	38.1238	47.76	19.04	-28.72	40.00	20.96	200	198	Vertical
2	45.5200	48.06	19.32	-28.74	40.00	20.68	200	64	Vertical
3	156.7063	50.53	24.60	-25.93	43.50	18.90	100	172	Vertical
4	389.9913	53.22	29.85	-23.37	46.00	16.15	100	198	Vertical
5	856.6825	49.49	35.19	-14.30	46.00	10.81	100	299	Vertical
6	946.7713	50.58	37.65	-12.93	46.00	8.35	200	284	Vertical

Mode: TX/ IEEE 802.11a
Temp. /Hum.: 25℃/50%RH
Polarity: Horizontal

Channel :5320MHz
Power supply:AC120V/60Hz
Date: 2021-03-24

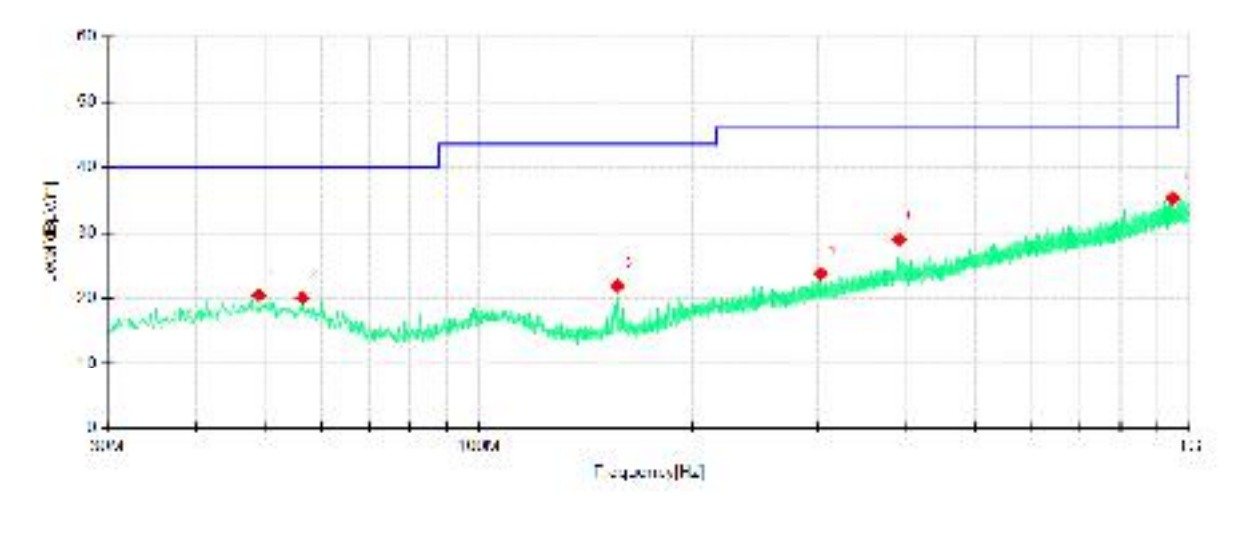

Suspected Data List									
NO.	Freq. [MHz]	Reading [dBμV/m]	Level [dBμV/m]	Factor [dB]	Limit [dBμV/m]	Margin [dB]	Height [cm]	Angle [°]	Polarity
1	49.0363	48.06	20.48	-27.58	40.00	19.52	100	334	Horizontal
2	56.4325	48.38	20.09	-28.29	40.00	19.91	200	118	Horizontal
3	156.7063	53.10	21.87	-31.23	43.50	21.63	200	265	Horizontal
4	302.5700	48.91	23.77	-25.14	46.00	22.23	100	162	Horizontal
5	389.9913	52.19	28.98	-23.21	46.00	17.02	100	289	Horizontal
6	946.6500	48.91	35.28	-13.63	46.00	10.72	200	278	Horizontal

Above 1 GHz

Mode: TX/ IEEE 802.11a
Temp. /Hum.: 24.5℃/50%RH

Channel :5180MHz
Power supply:AC120V/60Hz
Date: 2021-03-18

Suspected Data List

NO.	Freq. [MHz]	Reading [dBμV/m]	Level [dBμV/m]	Factor [dB]	Limit [dBμV/m]	Margin [dB]	Height [cm]	Angle [°]	Polarity
1	1300.0000	61.82	37.75	-24.07	74.00	36.25	100	43	Horizontal
2	2007.2500	57.42	35.87	-21.55	74.00	38.13	200	86	Horizontal
3	3067.7500	56.13	37.49	-18.64	74.00	36.51	200	35	Horizontal
4	4096.0000	57.99	44.24	-13.75	74.00	29.76	200	35	Horizontal
5	8287.5500	52.03	48.65	-3.38	74.00	25.35	200	296	Horizontal
6	10361.0500	46.43	48.19	1.76	74.00	25.81	100	243	Horizontal

PK Final Data List

NO.	Freq. [MHz]	Factor [dB]	Height [cm]	Angle [°]	Polarity
1	8288.0058	-3.38	197	66	Horizontal
2	10361.8789	1.76	110	241	Horizontal

AV Final Data List

NO.	Freq. [MHz]	Factor [dB]	AV Reading [dBμV/m]	AV Value [dBμV/m]	AV Limit [dBμV/m]	AV Margin [dB]	Height [cm]	Angle [°]	Polarity
1	8288.0058	-3.38	48.98	45.60	54.00	8.40	197	66	Horizontal
2	10361.8789	1.76	36.69	38.45	54.00	15.55	110	241	Horizontal

Suspected Data List

NO.	Freq. [MHz]	Reading [dBμV/m]	Level [dBμV/m]	Factor [dB]	Limit [dBμV/m]	Margin [dB]	Height [cm]	Angle [°]	Polarity
1	1300.0000	61.48	37.41	-24.07	74.00	36.59	100	3	Vertical
2	2145.2500	59.35	37.65	-21.70	74.00	36.35	100	79	Vertical
3	4095.2500	56.35	42.58	-13.77	74.00	31.42	200	255	Vertical
4	7092.4000	51.79	45.37	-6.42	74.00	28.63	200	279	Vertical
5	8288.1000	51.89	48.51	-3.38	74.00	25.49	100	324	Vertical
6	10351.7000	47.73	49.57	1.84	74.00	24.43	200	359	Vertical

PK Final Data List

NO.	Freq. [MHz]	Factor [dB]	Height [cm]	Angle [°]	Polarity
1	8288.0586	-3.38	123	320	Vertical
2	10359.7743	1.83	171	356	Vertical

AV Final Data List

NO.	Freq. [MHz]	Factor [dB]	AV Reading [dBμV/m]	AV Value [dBμV/m]	AV Limit [dBμV/m]	AV Margin [dB]	Height [cm]	Angle [°]	Polarity
1	8288.0586	-3.38	47.46	44.08	54.00	9.92	123	320	Vertical
2	10359.7743	1.83	36.60	38.43	54.00	15.57	171	356	Vertical

Mode: TX/ IEEE 802.11a
Temp. /Hum.: 24.5℃/50%RH

Channel :5200MHz
Power supply:AC120V/60Hz
Date: 2021-03-18

Suspected Data List

NO.	Freq. [MHz]	Reading [dBμV/m]	Level [dBμV/m]	Factor [dB]	Limit [dBμV/m]	Margin [dB]	Height [cm]	Angle [°]	Polarity
1	1167.2500	59.54	34.90	-24.64	74.00	39.10	100	255	Horizontal
2	2923.0000	55.93	37.28	-18.65	74.00	36.72	200	211	Horizontal
3	4096.0000	58.16	44.41	-13.75	74.00	29.59	200	21	Horizontal
4	6967.7500	50.41	44.39	-6.02	74.00	29.61	200	255	Horizontal
5	8320.0000	51.71	48.53	-3.18	74.00	25.47	200	290	Horizontal
6	10402.3000	48.32	49.78	1.46	74.00	24.22	100	233	Horizontal

PK Final Data List

NO.	Freq. [MHz]	Factor [dB]	Height [cm]	Angle [°]	Polarity
1	10400.9477	1.46	103	238	Horizontal

AV Final Data List

NO.	Freq. [MHz]	Factor [dB]	AV Reading [dBμV/m]	AV Value [dBμV/m]	AV Limit [dBμV/m]	AV Margin [dB]	Height [cm]	Angle [°]	Polarity
1	10400.9477	1.46	37.02	38.48	54.00	15.52	103	238	Horizontal

Suspected Data List

NO.	Freq. [MHz]	Reading [dBμV/m]	Level [dBμV/m]	Factor [dB]	Limit [dBμV/m]	Margin [dB]	Height [cm]	Angle [°]	Polarity
1	1300.0000	60.23	36.16	-24.07	74.00	37.84	100	255	Vertical
2	2145.2500	58.94	37.24	-21.70	74.00	36.76	100	95	Vertical
3	4094.5000	56.97	43.19	-13.78	74.00	30.81	200	0	Vertical
4	6519.2500	51.96	44.68	-7.28	74.00	29.32	100	189	Vertical
5	8320.0000	51.79	48.61	-3.18	74.00	25.39	200	353	Vertical
6	10400.1000	49.59	51.04	1.45	74.00	22.96	100	290	Vertical

PK Final Data List

NO.	Freq. [MHz]	Factor [dB]	Height [cm]	Angle [°]	Polarity
1	10399.6840	1.45	105	287	Vertical

AV Final Data List

NO.	Freq. [MHz]	Factor [dB]	AV Reading [dBμV/m]	AV Value [dBμV/m]	AV Limit [dBμV/m]	AV Margin [dB]	Height [cm]	Angle [°]	Polarity
1	10399.6840	1.45	35.71	37.16	54.00	16.84	105	287	Vertical

Mode: TX/ IEEE 802.11a
Temp. /Hum.: 24.5℃/50%RH

Channel :5240MHz
Power supply:AC120V/60Hz
Date: 2021-03-18

Suspected Data List									
NO.	Freq. [MHz]	Reading [dBμV/m]	Level [dBμV/m]	Factor [dB]	Limit [dBμV/m]	Margin [dB]	Height [cm]	Angle [°]	Polarity
1	1299.2500	60.80	36.73	-24.07	68.30	31.57	100	35	Horizontal
2	2534.5000	57.94	38.13	-19.81	68.30	30.17	100	28	Horizontal
3	4094.5000	57.33	43.55	-13.78	74.00	30.45	200	21	Horizontal
4	8742.9500	50.56	48.85	-1.71	68.30	19.45	200	251	Horizontal
5	10484.2500	48.64	50.84	2.20	68.30	17.46	100	346	Horizontal
6	13960.8000	45.15	52.38	7.23	68.30	15.92	200	267	Horizontal

Suspected Data List									
NO.	Freq. [MHz]	Reading [dBμV/m]	Level [dBμV/m]	Factor [dB]	Limit [dBμV/m]	Margin [dB]	Height [cm]	Angle [°]	Polarity
1	1300.0000	60.83	36.76	-24.07	68.30	31.54	100	274	Vertical
2	2145.2500	59.38	37.68	-21.70	68.30	30.62	200	55	Vertical
3	4096.0000	55.92	42.17	-13.75	74.00	31.83	200	274	Vertical
4	8746.8000	50.35	48.67	-1.68	68.30	19.63	200	165	Vertical
5	9300.6500	49.61	48.84	-0.77	74.00	25.16	200	86	Vertical
6	10479.8500	48.96	51.09	2.13	68.30	17.21	200	359	Vertical

Mode: TX / IEEE 802.11a
channel (5260MHz)

Date: 2021-03-18

Suspected Data List									
NO.	Freq. [MHz]	Reading [dBμV/m]	Level [dBμV/m]	Factor [dB]	Limit [dBμV/m]	Margin [dB]	Height [cm]	Angle [°]	Polarity
1	1300.3333	60.07	36.00	-24.07	74.00	38.00	100	86	Horizontal
2	3941.0000	53.92	40.08	-13.84	74.00	33.92	100	86	Horizontal
3	7331.0833	51.92	46.13	-5.79	74.00	27.87	200	77	Horizontal
4	10199.8333	48.03	49.26	1.23	68.30	19.04	200	274	Horizontal
5	11269.4167	46.67	50.09	3.42	74.00	23.91	200	12	Horizontal
6	13999.3333	44.18	52.34	8.16	68.30	15.96	200	55	Horizontal

Suspected Data List									
NO.	Freq. [MHz]	Reading [dBμV/m]	Level [dBμV/m]	Factor [dB]	Limit [dBμV/m]	Margin [dB]	Height [cm]	Angle [°]	Polarity
1	1300.3333	59.64	35.57	-24.07	74.00	38.43	100	86	Vertical
2	1882.5833	59.58	37.66	-21.92	68.30	30.64	100	299	Vertical
3	4094.0000	55.34	41.55	-13.79	74.00	32.45	200	0	Vertical
4	10297.5833	48.14	49.25	1.11	68.30	19.05	100	144	Vertical
5	11268.0000	46.39	49.84	3.45	74.00	24.16	100	174	Vertical
6	14439.9167	44.95	52.67	7.72	68.30	15.63	200	77	Vertical

Mode: TX/ IEEE 802.11a
Temp. /Hum.: 24.5℃/50%RH

Channel :5300MHz
Power supply:AC120V/60Hz
Date: 2021-03-18

Suspected Data List

NO.	Freq. [MHz]	Reading [dBμV/m]	Level [dBμV/m]	Factor [dB]	Limit [dBμV/m]	Margin [dB]	Height [cm]	Angle [°]	Polarity
1	1279.0833	59.00	34.85	-24.15	68.30	33.45	200	143	Horizontal
2	3941.0000	54.61	40.77	-13.84	74.00	33.23	100	232	Horizontal
3	4095.4167	57.02	43.26	-13.76	74.00	30.74	200	26	Horizontal
4	8744.9167	50.15	48.20	-1.95	68.30	20.10	100	290	Horizontal
5	11201.4167	46.91	49.88	2.97	74.00	24.12	200	274	Horizontal
6	13798.1667	45.06	52.24	7.18	68.30	16.06	100	202	Horizontal

PK Final Data List

NO.	Freq. [MHz]	Factor [dB]	Height [cm]	Polarity
1	11189.4872	2.97	200	Horizontal

AV Final Data List

NO.	Freq. [MHz]	Factor [dB]	AV Reading [dBμV/m]	AV Value [dBμV/m]	AV Limit [dBμV/m]	AV Margin [dB]	Height [cm]	Polarity
1	11189.4872	2.97	33.99	36.96	54.00	17.04	200	Horizontal

Suspected Data List

NO.	Freq. [MHz]	Reading [dBμV/m]	Level [dBμV/m]	Factor [dB]	Limit [dBμV/m]	Margin [dB]	Height [cm]	Angle [°]	Polarity
1	1300.3333	60.82	36.75	-24.07	74.00	37.25	100	86	Vertical
2	1882.5833	59.94	38.02	-21.92	68.30	30.28	100	86	Vertical
3	3371.5000	56.06	38.44	-17.62	68.30	29.86	100	86	Vertical
4	6559.0000	51.37	44.71	-6.66	68.30	23.59	200	274	Vertical
5	10090.7500	48.57	49.57	1.00	68.30	18.73	200	274	Vertical
6	13788.2500	45.12	52.20	7.08	68.30	16.10	100	86	Vertical

Mode: TX/ IEEE 802.11a
Temp. /Hum.: 24.5℃/50%RH

Channel :5320MHz
Power supply:AC120V/60Hz
Date: 2021-03-18

Suspected Data List

NO.	Freq. [MHz]	Reading [dBμV/m]	Level [dBμV/m]	Factor [dB]	Limit [dBμV/m]	Margin [dB]	Height [cm]	Angle [°]	Polarity
1	1300.3333	60.07	36.00	-24.07	74.00	38.00	100	86	Horizontal
2	2473.3333	57.47	37.11	-20.36	68.30	31.19	200	274	Horizontal
3	3929.6667	54.65	40.74	-13.91	74.00	33.26	200	90	Horizontal
4	7613.0000	50.61	46.75	-3.86	74.00	27.25	100	86	Horizontal
5	11286.4167	47.46	50.63	3.17	74.00	23.37	100	122	Horizontal
6	14288.3333	44.72	52.19	7.47	68.30	16.11	100	86	Horizontal

PK Final Data List

NO.	Freq. [MHz]	Factor [dB]	Height [cm]	Polarity
1	11273.8888	3.16	100	Horizontal

AV Final Data List

NO.	Freq. [MHz]	Factor [dB]	AV Reading [dBμV/m]	AV Value [dBμV/m]	AV Limit [dBμV/m]	AV Margin [dB]	Height [cm]	Polarity
1	11273.8888	3.16	34.29	37.45	54.00	16.55	100	Horizontal

Suspected Data List

NO.	Freq. [MHz]	Reading [dBμV/m]	Level [dBμV/m]	Factor [dB]	Limit [dBμV/m]	Margin [dB]	Height [cm]	Angle [°]	Polarity
1	1300.3333	60.54	36.47	-24.07	74.00	37.53	100	86	Vertical
2	1882.5833	60.29	38.37	-21.92	68.30	29.93	100	86	Vertical
3	4180.4167	53.58	40.02	-13.56	74.00	33.98	200	121	Vertical
4	10537.0000	48.04	50.01	1.97	68.30	18.29	100	86	Vertical
5	14445.5833	44.90	52.68	7.78	68.30	15.62	100	360	Vertical
6	17015.4167	42.96	52.17	9.21	68.30	16.13	200	274	Vertical

Mode: TX/ IEEE 802.11a
Temp. /Hum.: 24.5℃/50%RH

Channel :5500MHz
Power supply:AC120V/60Hz
Date: 2021-03-19

Suspected Data List

NO.	Freq. [MHz]	Reading [dBμV/m]	Level [dBμV/m]	Factor [dB]	Limit [dBμV/m]	Margin [dB]	Height [cm]	Angle [°]	Polarity
1	1300.3333	60.33	36.26	-24.07	74.00	37.74	100	86	Horizontal
2	3921.1667	54.08	40.12	-13.96	74.00	33.88	100	298	Horizontal
3	5499.3333	57.39	47.18	-10.21	68.30	21.12	200	33	Horizontal
4	6931.5833	52.52	46.18	-6.34	68.30	22.12	100	188	Horizontal
5	10538.4167	47.69	49.65	1.96	68.30	18.65	100	269	Horizontal
6	13861.9167	46.39	52.45	6.06	68.30	15.85	200	274	Horizontal

Suspected Data List

NO.	Freq. [MHz]	Reading [dBμV/m]	Level [dBμV/m]	Factor [dB]	Limit [dBμV/m]	Margin [dB]	Height [cm]	Angle [°]	Polarity
1	1300.3333	59.18	35.11	-24.07	74.00	38.89	100	86	Vertical
2	1882.5833	60.46	38.54	-21.92	68.30	29.76	100	86	Vertical
3	2824.6667	57.62	38.43	-19.19	74.00	35.57	100	86	Vertical
4	5500.7500	54.89	44.69	-10.20	68.30	23.61	200	274	Vertical
5	10323.0833	47.67	49.00	1.33	68.30	19.30	100	319	Vertical
6	13920.0000	45.07	52.10	7.03	68.30	16.20	200	274	Vertical

Mode: TX/ IEEE 802.11a
Temp. /Hum.: 24.5℃/50%RH

Channel :5580MHz
Power supply:AC120V/60Hz
Date: 2021-03-19

Suspected Data List

NO.	Freq. [MHz]	Reading [dBμV/m]	Level [dBμV/m]	Factor [dB]	Limit [dBμV/m]	Margin [dB]	Height [cm]	Angle [°]	Polarity
1	1300.3333	60.17	36.10	-24.07	74.00	37.90	100	86	Horizontal
2	2435.0833	57.18	36.77	-20.41	68.30	31.53	100	86	Horizontal
3	3929.6667	54.16	40.25	-13.91	74.00	33.75	100	283	Horizontal
4	6356.4167	51.81	44.59	-7.22	68.30	23.71	200	274	Horizontal
5	10827.4167	46.90	49.38	2.48	74.00	24.62	200	252	Horizontal
6	17820.0833	43.54	52.72	9.18	74.00	21.28	200	33	Horizontal

PK Final Data List

NO.	Freq. [MHz]	Factor [dB]	Height [cm]	Angle [°]	Polarity
1	10827.4167	2.48	200	252	Horizontal
2	17827.9241	9.18	198	1	Horizontal

AV Final Data List

NO.	Freq. [MHz]	Factor [dB]	AV Reading [dBμV/m]	AV Value [dBμV/m]	AV Limit [dBμV/m]	AV Margin [dB]	Height [cm]	Angle [°]	Polarity
1	10827.4167	2.48	35.31	37.79	54.00	16.21	200	252	Horizontal
2	17827.9241	9.18	31.31	40.49	54.00	13.51	198	1	Horizontal

Suspected Data List

NO.	Freq. [MHz]	Reading [dBμV/m]	Level [dBμV/m]	Factor [dB]	Limit [dBμV/m]	Margin [dB]	Height [cm]	Angle [°]	Polarity
1	1298.9167	59.67	35.60	-24.07	68.30	32.70	100	86	Vertical
2	1882.5833	60.49	38.57	-21.92	68.30	29.73	100	86	Vertical
3	3929.6667	53.86	39.95	-13.91	74.00	34.05	100	181	Vertical
4	9488.6667	49.58	48.68	-0.90	74.00	25.32	100	86	Vertical
5	10755.1667	47.57	49.70	2.13	74.00	24.30	100	93	Vertical
6	13801.0000	44.47	51.64	7.17	68.30	16.66	200	113	Vertical

PK Final Data List

NO.	Freq. [MHz]	Factor [dB]	Height [cm]	Angle [°]	Polarity
1	10745.3795	2.13	100	2	Vertical

AV Final Data List

NO.	Freq. [MHz]	Factor [dB]	AV Reading [dBμV/m]	AV Value [dBμV/m]	AV Limit [dBμV/m]	AV Margin [dB]	Height [cm]	Angle [°]	Polarity
1	10745.3795	2.13	34.70	36.83	54.00	17.17	100	2	Vertical

Mode: TX/ IEEE 802.11a
Temp. /Hum.: 24.5℃/50%RH

Channel :5700MHz
Power supply:AC120V/60Hz
Date: 2021-03-19

Suspected Data List

NO.	Freq. [MHz]	Reading [dBμV/m]	Level [dBμV/m]	Factor [dB]	Limit [dBμV/m]	Margin [dB]	Height [cm]	Angle [°]	Polarity
1	1483.0833	58.12	34.95	-23.17	74.00	39.05	100	261	Horizontal
2	3926.8333	54.13	40.20	-13.93	74.00	33.80	200	114	Horizontal
3	9276.1667	49.85	48.24	-1.61	68.30	20.06	100	232	Horizontal
4	11321.8333	47.02	50.23	3.21	74.00	23.77	100	144	Horizontal
5	13802.4167	44.77	51.90	7.13	68.30	16.40	100	86	Horizontal
6	17028.1667	43.24	52.40	9.16	68.30	15.90	200	252	Horizontal

PK Final Data List

NO.	Freq. [MHz]	Factor [dB]	Height [cm]	Angle [°]	Polarity
1	11321.8333	3.21	100	160	Horizontal

AV Final Data List

NO.	Freq. [MHz]	Factor [dB]	AV Reading [dBμV/m]	AV Value [dBμV/m]	AV Limit [dBμV/m]	AV Margin [dB]	Height [cm]	Angle [°]	Polarity
1	11321.8333	3.21	34.87	38.08	54.00	15.92	100	160	Horizontal

Suspected Data List

NO.	Freq. [MHz]	Reading [dBμV/m]	Level [dBμV/m]	Factor [dB]	Limit [dBμV/m]	Margin [dB]	Height [cm]	Angle [°]	Polarity
1	1300.3333	60.61	36.54	-24.07	74.00	37.46	100	86	Vertical
2	1882.5833	60.06	38.14	-21.92	68.30	30.16	100	86	Vertical
3	2824.6667	57.10	37.91	-19.19	74.00	36.09	100	86	Vertical
4	3931.0833	54.05	40.15	-13.90	74.00	33.85	200	99	Vertical
5	9997.2500	48.96	48.96	0.00	68.30	19.34	100	210	Vertical
6	13809.5000	45.13	52.07	6.94	68.30	16.23	200	150	Vertical

Mode: TX/ IEEE 802.11a
Temp. /Hum.: 24.5℃/50%RH

Channel :5745MHz
Power supply:AC120V/60Hz
Date: 2021-03-19

Suspected Data List

NO.	Freq. [MHz]	Reading [dBμV/m]	Level [dBμV/m]	Factor [dB]	Limit [dBμV/m]	Margin [dB]	Height [cm]	Angle [°]	Polarity
1	1300.3333	59.97	35.90	-24.07	74.00	38.10	100	86	Horizontal
2	3915.5000	54.20	40.20	-14.00	74.00	33.80	100	329	Horizontal
3	8713.7500	49.92	47.57	-2.35	68.30	20.73	200	274	Horizontal
4	10909.5833	46.95	49.60	2.65	74.00	24.40	100	304	Horizontal
5	11313.3333	46.99	50.10	3.11	74.00	23.90	200	128	Horizontal
6	13966.7500	44.53	52.23	7.70	68.30	16.07	200	260	Horizontal

PK Final Data List

NO.	Freq. [MHz]	Factor [dB]	Height [cm]	Angle [°]	Polarity
1	10909.5833	2.65	100	325	Horizontal
2	11313.3333	3.11	200	174	Horizontal

AV Final Data List

NO.	Freq. [MHz]	Factor [dB]	AV Reading [dBμV/m]	AV Value [dBμV/m]	AV Limit [dBμV/m]	AV Margin [dB]	Height [cm]	Angle [°]	Polarity
1	10909.5833	2.65	35.12	37.77	54.00	16.23	100	325	Horizontal
2	11313.3333	3.11	34.97	38.08	54.00	15.92	200	174	Horizontal

Suspected Data List

NO.	Freq. [MHz]	Reading [dBμV/m]	Level [dBμV/m]	Factor [dB]	Limit [dBμV/m]	Margin [dB]	Height [cm]	Angle [°]	Polarity
1	1300.3333	59.15	35.08	-24.07	74.00	38.92	100	86	Vertical
2	1882.5833	60.17	38.25	-21.92	68.30	30.05	100	210	Vertical
3	3928.2500	53.53	39.61	-13.92	74.00	34.39	200	105	Vertical
4	9192.5833	49.47	48.38	-1.09	74.00	25.62	100	86	Vertical
5	11258.0833	47.44	51.04	3.60	74.00	22.96	100	188	Vertical
6	14014.9167	44.17	52.08	7.91	68.30	16.22	100	320	Vertical

PK Final Data List

NO.	Freq. [MHz]	Factor [dB]	Height [cm]	Angle [°]	Polarity
1	9175.8068	-1.08	100	2	Vertical
2	11273.3943	3.60	102	3	Vertical

AV Final Data List

NO.	Freq. [MHz]	Factor [dB]	AV Reading [dBμV/m]	AV Value [dBμV/m]	AV Limit [dBμV/m]	AV Margin [dB]	Height [cm]	Angle [°]	Polarity
1	9175.8068	-1.08	35.81	34.73	54.00	19.27	100	2	Vertical
2	11273.3943	3.60	34.03	37.63	54.00	16.37	102	3	Vertical

Mode: TX/ IEEE 802.11a
Temp. /Hum.: 24.5℃/50%RH

Channel :5785MHz
Power supply:AC120V/60Hz
Date: 2021-03-19

Suspected Data List

NO.	Freq. [MHz]	Reading [dBμV/m]	Level [dBμV/m]	Factor [dB]	Limit [dBμV/m]	Margin [dB]	Height [cm]	Angle [°]	Polarity
1	1300.3333	60.15	36.08	-24.07	74.00	37.92	100	86	Horizontal
2	3929.6667	53.90	39.99	-13.91	74.00	34.01	200	150	Horizontal
3	4446.7500	53.69	41.60	-12.09	68.30	26.70	100	232	Horizontal
4	8342.5833	49.91	46.72	-3.19	74.00	27.28	200	274	Horizontal
5	11283.5833	46.30	49.51	3.21	74.00	24.49	200	33	Horizontal
6	13995.0833	44.38	52.48	8.10	68.30	15.82	100	86	Horizontal

PK Final Data List

NO.	Freq. [MHz]	Factor [dB]	Height [cm]	Angle [°]	Polarity
1	11283.5833	3.21	200	33	Horizontal

AV Final Data List

NO.	Freq. [MHz]	Factor [dB]	AV Reading [dBμV/m]	AV Value [dBμV/m]	AV Limit [dBμV/m]	AV Margin [dB]	Height [cm]	Angle [°]	Polarity
1	11283.5833	3.21	34.11	37.32	54.00	16.68	200	33	Horizontal

Suspected Data List

NO.	Freq. [MHz]	Reading [dBμV/m]	Level [dBμV/m]	Factor [dB]	Limit [dBμV/m]	Margin [dB]	Height [cm]	Angle [°]	Polarity
1	1300.3333	59.69	35.62	-24.07	74.00	38.38	100	86	Vertical
2	1882.5833	59.94	38.02	-21.92	68.30	30.28	200	85	Vertical
3	2824.6667	57.53	38.34	-19.19	74.00	35.66	100	276	Vertical
4	3948.0833	53.41	39.62	-13.79	74.00	34.38	200	85	Vertical
5	10741.0000	47.31	49.48	2.17	74.00	24.52	200	99	Vertical
6	13924.2500	44.77	51.86	7.09	68.30	16.44	200	274	Vertical

PK Final Data List

NO.	Freq. [MHz]	Factor [dB]	Height [cm]	Angle [°]	Polarity
1	10741.0000	2.17	200	92	Vertical

AV Final Data List

NO.	Freq. [MHz]	Factor [dB]	AV Reading [dBμV/m]	AV Value [dBμV/m]	AV Limit [dBμV/m]	AV Margin [dB]	Height [cm]	Angle [°]	Polarity
1	10741.0000	2.17	34.39	36.56	54.00	17.44	200	92	Vertical

Mode: TX/ IEEE 802.11a
Temp. /Hum.: 24.5℃/50%RH

Channel :5825MHz
Power supply:AC120V/60Hz
Date: 2021-03-19

Suspected Data List

NO.	Freq. [MHz]	Reading [dBμV/m]	Level [dBμV/m]	Factor [dB]	Limit [dBμV/m]	Margin [dB]	Height [cm]	Angle [°]	Polarity
1	1300.3333	61.40	37.33	-24.07	74.00	36.67	100	86	Horizontal
2	3959.4167	54.61	40.57	-14.04	74.00	33.43	200	274	Horizontal
3	5927.1667	58.55	48.98	-9.57	68.30	19.32	200	26	Horizontal
4	8274.5833	51.26	47.75	-3.51	74.00	26.25	200	18	Horizontal
5	10952.0833	46.83	49.56	2.73	74.00	24.44	100	173	Horizontal
6	13793.9167	44.74	51.88	7.14	68.30	16.42	200	33	Horizontal

PK Final Data List

NO.	Freq. [MHz]	Factor [dB]	Height [cm]	Angle [°]	Polarity
1	10952.0833	2.73	100	183	Horizontal

AV Final Data List

NO.	Freq. [MHz]	Factor [dB]	AV Reading [dBμV/m]	AV Value [dBμV/m]	AV Limit [dBμV/m]	AV Margin [dB]	Height [cm]	Angle [°]	Polarity
1	10952.0833	2.73	34.56	37.29	54.00	16.71	100	183	Horizontal

Suspected Data List

NO.	Freq. [MHz]	Reading [dBμV/m]	Level [dBμV/m]	Factor [dB]	Limit [dBμV/m]	Margin [dB]	Height [cm]	Angle [°]	Polarity
1	1300.3333	59.51	35.44	-24.07	74.00	38.56	100	86	Vertical
2	1882.5833	60.07	38.15	-21.92	68.30	30.15	100	86	Vertical
3	2824.6667	57.29	38.10	-19.19	74.00	35.90	200	98	Vertical
4	3949.5000	54.09	40.31	-13.78	74.00	33.69	200	260	Vertical
5	10103.5000	48.28	49.53	1.25	68.30	18.77	100	166	Vertical
6	11286.4167	47.00	50.17	3.17	74.00	23.83	200	274	Vertical

PK Final Data List

NO.	Freq. [MHz]	Factor [dB]	Height [cm]	Angle [°]	Polarity
1	11286.4167	3.17	200	274	Vertical

AV Final Data List

NO.	Freq. [MHz]	Factor [dB]	AV Reading [dBμV/m]	AV Value [dBμV/m]	AV Limit [dBμV/m]	AV Margin [dB]	Height [cm]	Angle [°]	Polarity
1	11286.4167	3.17	33.98	37.15	54.00	16.85	200	274	Vertical

Mode: TX/ IEEE 802.11n HT20
Temp. /Hum.: 24.5℃/50%RH

Channel :5180MHz
Power supply:AC120V/60Hz
Date: 2021-03-20

Suspected Data List

NO.	Freq. [MHz]	Reading [dBμV/m]	Level [dBμV/m]	Factor [dB]	Limit [dBμV/m]	Margin [dB]	Height [cm]	Angle [°]	Polarity
1	1300.5000	60.86	36.79	-24.07	74.00	37.21	100	210	Horizontal
2	4285.5000	55.43	41.74	-13.69	74.00	32.26	200	312	Horizontal
3	8287.9167	54.07	50.69	-3.38	74.00	23.31	200	245	Horizontal
4	10361.4167	49.47	51.23	1.76	68.30	17.07	100	52	Horizontal
5	11238.6667	47.45	51.26	3.81	74.00	22.74	100	170	Horizontal
6	13894.2500	45.73	52.48	6.75	68.30	15.82	200	171	Horizontal

PK Final Data List

NO.	Freq. [MHz]	Factor [dB]	Height [cm]	Angle [°]	Polarity
1	11236.3066	3.81	102	358	Horizontal
2	8287.9581	-3.38	198	223	Horizontal

AV Final Data List

NO.	Freq. [MHz]	Factor [dB]	AV Reading [dBμV/m]	AV Value [dBμV/m]	AV Limit [dBμV/m]	AV Margin [dB]	Height [cm]	Angle [°]	Polarity
1	11236.3066	3.81	34.61	38.42	54.00	15.58	102	358	Horizontal
2	8287.9581	-3.38	44.56	41.18	54.00	12.82	198	223	Horizontal

Suspected Data List

NO.	Freq. [MHz]	Reading [dBμV/m]	Level [dBμV/m]	Factor [dB]	Limit [dBμV/m]	Margin [dB]	Height [cm]	Angle [°]	Polarity
1	1300.0000	62.17	38.10	-24.07	68.30	30.20	100	188	Vertical
2	5054.0000	53.25	42.64	-10.61	74.00	31.36	200	159	Vertical
3	8287.9167	52.77	49.39	-3.38	74.00	24.61	100	135	Vertical
4	9415.4167	50.39	49.47	-0.92	74.00	24.53	200	62	Vertical
5	11201.0833	47.54	50.98	3.44	74.00	23.02	200	106	Vertical
6	14319.5833	45.45	52.85	7.40	68.30	15.45	100	274	Vertical

PK Final Data List

NO.	Freq. [MHz]	Factor [dB]	Height [cm]	Angle [°]	Polarity
1	8287.9167	-3.38	103	178	Vertical
2	11201.0833	3.44	197	106	Vertical

AV Final Data List

NO.	Freq. [MHz]	Factor [dB]	AV Reading [dBμV/m]	AV Value [dBμV/m]	AV Limit [dBμV/m]	AV Margin [dB]	Height [cm]	Angle [°]	Polarity
1	8287.9167	-3.38	47.1	43.72	54.00	10.28	103	178	Vertical
2	11201.0833	3.44	41.61	45.05	54.00	8.95	197	106	Vertical

Mode: TX/ IEEE 802.11n HT20
Temp. /Hum.: 24.5℃/50%RH

Channel :5200MHz
Power supply:AC120V/60Hz
Date: 2021-03-20

Suspected Data List

NO.	Freq. [MHz]	Reading [dBμV/m]	Level [dBμV/m]	Factor [dB]	Limit [dBμV/m]	Margin [dB]	Height [cm]	Angle [°]	Polarity
1	1300.0000	60.50	36.43	-24.07	68.30	31.87	100	218	Horizontal
2	5081.0000	53.31	43.09	-10.22	74.00	30.91	200	159	Horizontal
3	8320.0000	53.44	50.26	-3.18	74.00	23.74	200	113	Horizontal
4	10399.9167	49.02	50.47	1.45	68.30	17.83	100	157	Horizontal
5	10800.5000	48.85	51.50	2.65	74.00	22.50	200	2	Horizontal
6	14278.3333	45.23	52.81	7.58	68.30	15.49	100	5	Horizontal

PK Final Data List

NO.	Freq. [MHz]	Factor [dB]	Height [cm]	Angle [°]	Polarity
1	8311.7216	-3.19	200	281	Horizontal
2	10805.4682	2.65	198	358	Horizontal

AV Final Data List

NO.	Freq. [MHz]	Factor [dB]	AV Reading [dBμV/m]	AV Value [dBμV/m]	AV Limit [dBμV/m]	AV Margin [dB]	Height [cm]	Angle [°]	Polarity
1	8311.7216	-3.19	37.68	34.49	54.00	19.51	200	281	Horizontal
2	10805.4682	2.65	34.72	37.37	54.00	16.63	198	358	Horizontal

Suspected Data List

NO.	Freq. [MHz]	Reading [dBμV/m]	Level [dBμV/m]	Factor [dB]	Limit [dBμV/m]	Margin [dB]	Height [cm]	Angle [°]	Polarity
1	1300.0000	60.52	36.45	-24.07	68.30	31.85	100	172	Vertical
2	5085.0000	53.28	43.11	-10.17	74.00	30.89	100	194	Vertical
3	6042.0000	53.42	45.07	-8.35	68.30	23.23	200	194	Vertical
4	7900.1667	51.74	47.54	-4.20	68.30	20.76	100	254	Vertical
5	8320.0000	53.12	49.94	-3.18	74.00	24.06	200	108	Vertical
6	10723.5000	48.63	51.06	2.43	74.00	22.94	100	166	Vertical

PK Final Data List

NO.	Freq. [MHz]	Factor [dB]	Height [cm]	Angle [°]	Polarity
1	8316.5888	-3.19	199	174	Vertical
2	10708.2726	2.43	99	2	Vertical

AV Final Data List

NO.	Freq. [MHz]	Factor [dB]	AV Reading [dBμV/m]	AV Value [dBμV/m]	AV Limit [dBμV/m]	AV Margin [dB]	Height [cm]	Angle [°]	Polarity
1	8316.5888	-3.19	37.76	34.57	54.00	19.43	199	174	Vertical
2	10708.2726	2.43	35.26	37.69	54.00	16.31	99	2	Vertical

Mode: TX/ IEEE 802.11n HT20
Temp. /Hum.: 24.5℃/50%RH

Channel :5240MHz
Power supply:AC120V/60Hz
Date: 2021-03-20

Suspected Data List

NO.	Freq. [MHz]	Reading [dBμV/m]	Level [dBμV/m]	Factor [dB]	Limit [dBμV/m]	Margin [dB]	Height [cm]	Angle [°]	Polarity
1	1893.5000	62.81	40.89	-21.92	68.30	27.41	200	274	Horizontal
2	7637.0833	51.80	47.90	-3.90	74.00	26.10	200	232	Horizontal
3	8384.1667	53.02	48.95	-4.07	74.00	25.05	100	123	Horizontal
4	10471.4167	49.07	51.07	2.00	68.30	17.23	200	108	Horizontal
5	11262.5000	46.75	50.51	3.76	74.00	23.49	100	261	Horizontal
6	14974.0833	45.87	52.61	6.74	68.30	15.69	200	298	Horizontal

PK Final Data List

NO.	Freq. [MHz]	Factor [dB]	Height [cm]	Angle [°]	Polarity
1	11262.5000	3.76	101	261	Horizontal

AV Final Data List

NO.	Freq. [MHz]	Factor [dB]	AV Reading [dBμV/m]	AV Value [dBμV/m]	AV Limit [dBμV/m]	AV Margin [dB]	Height [cm]	Angle [°]	Polarity
1	11262.5000	3.76	35.12	38.88	54.00	15.12	101	261	Horizontal

Suspected Data List

NO.	Freq. [MHz]	Reading [dBμV/m]	Level [dBμV/m]	Factor [dB]	Limit [dBμV/m]	Margin [dB]	Height [cm]	Angle [°]	Polarity
1	3922.5000	55.20	41.24	-13.96	74.00	32.76	200	274	Vertical
2	5082.0000	53.53	43.32	-10.21	74.00	30.68	100	274	Vertical
3	8384.1667	52.61	48.54	-4.07	74.00	25.46	200	175	Vertical
4	10485.1667	50.24	52.45	2.21	68.30	15.85	200	175	Vertical
5	11353.2500	46.65	50.55	3.90	74.00	23.45	200	344	Vertical
6	13763.1667	46.07	52.57	6.50	68.30	15.73	200	212	Vertical

PK Final Data List

NO.	Freq. [MHz]	Factor [dB]	Height [cm]	Angle [°]	Polarity
1	11353.2500	3.90	198	344	Vertical

AV Final Data List

NO.	Freq. [MHz]	Factor [dB]	AV Reading [dBμV/m]	AV Value [dBμV/m]	AV Limit [dBμV/m]	AV Margin [dB]	Height [cm]	Angle [°]	Polarity
1	11353.2500	3.90	35.42	39.32	54.00	14.68	198	344	Vertical

Mode: TX/ IEEE 802.11n HT20
Temp. /Hum.: 24.5℃/50%RH

Channel :5260MHz
Power supply:AC120V/60Hz
Date: 2021-03-20

Suspected Data List

NO.	Freq. [MHz]	Reading [dBμV/m]	Level [dBμV/m]	Factor [dB]	Limit [dBμV/m]	Margin [dB]	Height [cm]	Angle [°]	Polarity
1	1893.5000	61.38	39.46	-21.92	68.30	28.84	200	135	Horizontal
2	8415.3333	52.89	48.43	-4.46	74.00	25.57	200	108	Horizontal
3	10520.0000	50.75	53.10	2.35	68.30	15.20	200	115	Horizontal
4	11240.5000	47.17	51.00	3.83	74.00	23.00	100	108	Horizontal
5	14194.0000	45.88	53.12	7.24	68.30	15.18	100	86	Horizontal
6	17060.4167	45.38	54.39	9.01	68.30	13.91	200	93	Horizontal

PK Final Data List

NO.	Freq. [MHz]	Factor [dB]	Height [cm]	Angle [°]	Polarity
1	11248.1997	3.82	102	358	Horizontal

AV Final Data List

NO.	Freq. [MHz]	Factor [dB]	AV Reading [dBμV/m]	AV Value [dBμV/m]	AV Limit [dBμV/m]	AV Margin [dB]	Height [cm]	Angle [°]	Polarity
1	11248.1997	3.82	34.49	38.31	54.00	15.69	102	358	Horizontal

Suspected Data List

NO.	Freq. [MHz]	Reading [dBμV/m]	Level [dBμV/m]	Factor [dB]	Limit [dBμV/m]	Margin [dB]	Height [cm]	Angle [°]	Polarity
1	1900.5000	58.57	36.65	-21.92	68.30	31.65	200	91	Vertical
2	3930.5000	55.45	41.55	-13.90	74.00	32.45	200	223	Vertical
3	10519.0833	50.43	52.78	2.35	68.30	15.52	200	137	Vertical
4	11265.2500	47.14	50.87	3.73	74.00	23.13	100	349	Vertical
5	13315.8333	46.24	52.18	5.94	74.00	21.82	100	196	Vertical
6	13924.5000	45.92	52.87	6.95	68.30	15.43	200	93	Vertical

PK Final Data List

NO.	Freq. [MHz]	Factor [dB]	Height [cm]	Angle [°]	Polarity
1	11265.2500	3.73	100	349	Vertical
2	13315.8333	5.94	100	196	Vertical

AV Final Data List

NO.	Freq. [MHz]	Factor [dB]	AV Reading [dBμV/m]	AV Value [dBμV/m]	AV Limit [dBμV/m]	AV Margin [dB]	Height [cm]	Angle [°]	Polarity
1	11265.2500	3.73	38.14	41.87	54.00	12.13	100	349	Vertical
2	13315.8333	5.94	36.21	42.15	54.00	11.85	100	196	Vertical

Mode: TX/ IEEE 802.11n HT20
Temp. /Hum.: 24.5℃/50%RH

Channel :5300MHz
Power supply:AC120V/60Hz
Date: 2021-03-20

Suspected Data List

NO.	Freq. [MHz]	Reading [dBμV/m]	Level [dBμV/m]	Factor [dB]	Limit [dBμV/m]	Margin [dB]	Height [cm]	Angle [°]	Polarity
1	1299.5000	60.09	36.02	-24.07	68.30	32.28	100	200	Horizontal
2	4094.5000	57.26	43.48	-13.78	74.00	30.52	200	215	Horizontal
3	9354.0000	50.41	49.50	-0.91	74.00	24.50	100	152	Horizontal
4	10597.0000	52.07	53.84	1.77	68.30	14.46	200	116	Horizontal
5	11248.7500	47.30	51.21	3.91	74.00	22.79	100	166	Horizontal
6	13799.8333	46.05	53.04	6.99	68.30	15.26	100	86	Horizontal

PK Final Data List

NO.	Freq. [MHz]	Factor [dB]	Height [cm]	Angle [°]	Polarity
1	10600.8149	1.77	197	76	Horizontal
2	11248.7500	3.91	100	166	Horizontal

AV Final Data List

NO.	Freq. [MHz]	Factor [dB]	AV Reading [dBμV/m]	AV Value [dBμV/m]	AV Limit [dBμV/m]	AV Margin [dB]	Height [cm]	Angle [°]	Polarity
1	10600.8149	1.77	36.46	38.23	54.00	15.77	197	76	Horizontal
2	11248.7500	3.91	35.42	39.33	54.00	14.67	100	166	Horizontal

Suspected Data List

NO.	Freq. [MHz]	Reading [dBμV/m]	Level [dBμV/m]	Factor [dB]	Limit [dBμV/m]	Margin [dB]	Height [cm]	Angle [°]	Polarity
1	1908.0000	57.97	36.04	-21.93	68.30	32.26	200	165	Vertical
2	4094.5000	56.06	42.28	-13.78	74.00	31.72	200	180	Vertical
3	10211.0833	48.97	50.30	1.33	68.30	18.00	200	123	Vertical
4	10599.7500	50.14	51.88	1.74	68.30	16.42	200	138	Vertical
5	12670.5000	46.00	50.95	4.95	74.00	23.05	100	360	Vertical
6	17329.9167	44.91	53.73	8.82	68.30	14.57	100	298	Vertical

PK Final Data List

NO.	Freq. [MHz]	Factor [dB]	Height [cm]	Angle [°]	Polarity
1	10599.7500	1.74	200	138	Vertical
2	12670.5000	4.95	100	360	Vertical

AV Final Data List

NO.	Freq. [MHz]	Factor [dB]	AV Reading [dBμV/m]	AV Value [dBμV/m]	AV Limit [dBμV/m]	AV Margin [dB]	Height [cm]	Angle [°]	Polarity
1	10599.7500	1.74	36.21	37.95	54.00	16.05	200	138	Vertical
2	12670.5000	4.95	35.17	40.12	54.00	13.88	100	360	Vertical

Mode: TX/ IEEE 802.11n HT20
Temp. /Hum.: 24.5℃/50%RH

Channel :5320MHz
Power supply:AC120V/60Hz
Date: 2021-03-20

Suspected Data List

NO.	Freq. [MHz]	Reading [dBμV/m]	Level [dBμV/m]	Factor [dB]	Limit [dBμV/m]	Margin [dB]	Height [cm]	Angle [°]	Polarity
1	1893.5000	59.52	37.60	-21.92	68.30	30.70	100	86	Horizontal
2	8511.5833	51.76	48.84	-2.92	68.30	19.46	100	121	Horizontal
3	10642.8333	53.81	55.37	1.56	74.00	18.63	200	106	Horizontal
4	12667.7500	45.71	50.70	4.99	74.00	23.30	200	274	Horizontal
5	13807.1667	46.65	53.52	6.87	68.30	14.78	100	259	Horizontal
6	14299.4167	45.12	52.86	7.74	68.30	15.44	100	208	Horizontal

PK Final Data List

NO.	Freq. [MHz]	Factor [dB]	Height [cm]	Angle [°]	Polarity
1	12667.7500	4.99	200	274	Horizontal
2	10640.7579	1.56	106	131	Horizontal

AV Final Data List

NO.	Freq. [MHz]	Factor [dB]	AV Reading [dBμV/m]	AV Value [dBμV/m]	AV Limit [dBμV/m]	AV Margin [dB]	Height [cm]	Angle [°]	Polarity
1	12667.7500	4.99	35.12	40.11	54.00	13.89	200	274	Horizontal
2	10640.7579	1.56	37.52	39.08	54.00	14.92	106	131	Horizontal

Suspected Data List

NO.	Freq. [MHz]	Reading [dBμV/m]	Level [dBμV/m]	Factor [dB]	Limit [dBμV/m]	Margin [dB]	Height [cm]	Angle [°]	Polarity
1	1909.0000	60.08	38.15	-21.93	68.30	30.15	100	123	Vertical
2	5526.5000	53.11	42.99	-10.12	68.30	25.31	200	86	Vertical
3	8908.5000	50.02	48.31	-1.71	68.30	19.99	200	2	Vertical
4	9559.3333	49.82	49.50	-0.32	68.30	18.80	200	208	Vertical
5	11241.4167	47.00	50.84	3.84	74.00	23.16	200	274	Vertical
6	17189.6667	44.35	52.81	8.46	68.30	15.49	100	274	Vertical

PK Final Data List

NO.	Freq. [MHz]	Factor [dB]	Height [cm]	Angle [°]	Polarity
1	11241.4167	3.84	200	274	Vertical

AV Final Data List

NO.	Freq. [MHz]	Factor [dB]	AV Reading [dBμV/m]	AV Value [dBμV/m]	AV Limit [dBμV/m]	AV Margin [dB]	Height [cm]	Angle [°]	Polarity
1	11241.4167	3.84	36.58	40.42	54.00	13.58	200	274	Vertical

Mode: TX/ IEEE 802.11n HT20
Temp. /Hum.: 24.5℃/50%RH

Channel :5500MHz
Power supply:AC120V/60Hz
Date: 2021-03-20

Suspected Data List

NO.	Freq. [MHz]	Reading [dBμV/m]	Level [dBμV/m]	Factor [dB]	Limit [dBμV/m]	Margin [dB]	Height [cm]	Angle [°]	Polarity
1	3377.0000	56.76	39.13	-17.63	68.30	29.17	100	108	Horizontal
2	3929.0000	55.19	41.28	-13.91	74.00	32.72	100	247	Horizontal
3	5502.5000	58.44	48.25	-10.19	68.30	20.05	200	239	Horizontal
4	9490.5833	49.92	49.30	-0.62	74.00	24.70	100	11	Horizontal
5	10716.1667	48.21	50.68	2.47	74.00	23.32	100	274	Horizontal
6	14477.2500	45.17	52.74	7.57	74.00	21.26	100	274	Horizontal

PK Final Data List

NO.	Freq. [MHz]	Factor [dB]	Height [cm]	Angle [°]	Polarity
1	10716.1667	2.47	100	274	Horizontal

AV Final Data List

NO.	Freq. [MHz]	Factor [dB]	AV Reading [dBμV/m]	AV Value [dBμV/m]	AV Limit [dBμV/m]	AV Margin [dB]	Height [cm]	Angle [°]	Polarity
1	10716.1667	2.47	35.64	38.11	54.00	15.89	100	274	Horizontal

Suspected Data List

NO.	Freq. [MHz]	Reading [dBμV/m]	Level [dBμV/m]	Factor [dB]	Limit [dBμV/m]	Margin [dB]	Height [cm]	Angle [°]	Polarity
1	1908.0000	58.16	36.23	-21.93	68.30	32.07	200	342	Vertical
2	2731.0000	57.64	38.30	-19.34	74.00	35.70	200	123	Vertical
3	5501.0000	56.58	46.38	-10.20	68.30	21.92	200	86	Vertical
4	7238.3333	51.27	45.60	-5.67	68.30	22.70	100	32	Vertical
5	11257.9167	48.24	52.06	3.82	74.00	21.94	200	0	Vertical
6	14459.8333	44.90	52.62	7.72	68.30	15.68	200	112	Vertical

PK Final Data List

NO.	Freq. [MHz]	Factor [dB]	Height [cm]	Angle [°]	Polarity
1	11257.9167	3.82	200	0	Vertical

AV Final Data List

NO.	Freq. [MHz]	Factor [dB]	AV Reading [dBμV/m]	AV Value [dBμV/m]	AV Limit [dBμV/m]	AV Margin [dB]	Height [cm]	Angle [°]	Polarity
1	11257.9167	3.82	35.78	39.60	54.00	14.40	200	0	Vertical

Mode: TX/ IEEE 802.11n HT20
Temp. /Hum.: 24.5℃/50%RH

Channel :5580MHz
Power supply:AC120V/60Hz
Date: 2021-03-20

Suspected Data List

NO.	Freq. [MHz]	Reading [dBμV/m]	Level [dBμV/m]	Factor [dB]	Limit [dBμV/m]	Margin [dB]	Height [cm]	Angle [°]	Polarity
1	1891.0000	58.12	36.20	-21.92	68.30	32.10	200	86	Horizontal
2	4096.0000	55.20	41.45	-13.75	74.00	32.55	100	210	Horizontal
3	5081.0000	53.88	43.66	-10.22	74.00	30.34	200	284	Horizontal
4	9057.9167	50.57	49.16	-1.41	74.00	24.84	200	5	Horizontal
5	11235.9167	47.39	51.17	3.78	74.00	22.83	200	259	Horizontal
6	14459.8333	46.04	53.76	7.72	68.30	14.54	200	274	Horizontal

PK Final Data List

NO.	Freq. [MHz]	Factor [dB]	Height [cm]	Angle [°]	Polarity
1	9057.9167	-1.41	200	5	Horizontal
2	11235.9167	3.78	197	221	Horizontal
3	14459.8333	7.72	200	274	Horizontal

AV Final Data List

NO.	Freq. [MHz]	Factor [dB]	AV Reading [dBμV/m]	AV Value [dBμV/m]	AV Limit [dBμV/m]	AV Margin [dB]	Height [cm]	Angle [°]	Polarity
1	9057.9167	-1.41	38.21	36.80	54.00	17.20	200	5	Horizontal
2	11235.9167	3.78	37.83	41.61	54.00	12.39	197	221	Horizontal
3	14459.8333	7.72	34.29	42.01	54.00	11.99	200	274	Horizontal

Suspected Data List

NO.	Freq. [MHz]	Reading [dBμV/m]	Level [dBμV/m]	Factor [dB]	Limit [dBμV/m]	Margin [dB]	Height [cm]	Angle [°]	Polarity
1	1300.0000	61.53	37.46	-24.07	68.30	30.84	100	182	Vertical
2	1897.0000	60.67	38.75	-21.92	68.30	29.55	100	137	Vertical
3	7263.0833	51.84	45.98	-5.86	74.00	28.02	200	157	Vertical
4	11270.7500	46.89	50.55	3.66	74.00	23.45	100	76	Vertical
5	13920.8333	45.75	52.68	6.93	68.30	15.62	200	222	Vertical
6	14493.7500	46.06	53.48	7.42	74.00	20.52	100	25	Vertical

PK Final Data List

NO.	Freq. [MHz]	Factor [dB]	Height [cm]	Angle [°]	Polarity
1	11270.7500	3.66	103	71	Vertical

AV Final Data List

NO.	Freq. [MHz]	Factor [dB]	AV Reading [dBμV/m]	AV Value [dBμV/m]	AV Limit [dBμV/m]	AV Margin [dB]	Height [cm]	Angle [°]	Polarity
1	11270.7500	3.66	36.27	39.93	54.00	14.07	103	71	Vertical

Mode: TX/ IEEE 802.11n HT20
Temp. /Hum.: 24.5℃/50%RH

Channel :5700MHz
Power supply:AC120V/60Hz
Date: 2021-03-20

Suspected Data List

NO.	Freq. [MHz]	Reading [dBμV/m]	Level [dBμV/m]	Factor [dB]	Limit [dBμV/m]	Margin [dB]	Height [cm]	Angle [°]	Polarity
1	1300.0000	60.26	36.19	-24.07	68.30	32.11	100	86	Horizontal
2	6211.0000	52.41	44.23	-8.18	68.30	24.07	200	189	Horizontal
3	9120.2500	49.87	48.70	-1.17	74.00	25.30	200	245	Horizontal
4	11244.1667	47.02	50.88	3.86	74.00	23.12	100	142	Horizontal
5	13995.0833	45.50	53.25	7.75	68.30	15.05	100	18	Horizontal
6	14488.2500	45.59	53.06	7.47	74.00	20.94	100	11	Horizontal

PK Final Data List

NO.	Freq. [MHz]	Factor [dB]	Height [cm]	Angle [°]	Polarity
1	9120.2500	-1.17	198	165	Horizontal
2	11244.1667	3.86	99	247	Horizontal
3	14488.2500	7.47	101	46	Horizontal

AV Final Data List

NO.	Freq. [MHz]	Factor [dB]	AV Reading [dBμV/m]	AV Value [dBμV/m]	AV Limit [dBμV/m]	AV Margin [dB]	Height [cm]	Angle [°]	Polarity
1	9120.2500	-1.17	39.21	38.04	54.00	15.96	198	165	Horizontal
2	11244.1667	3.86	38.54	42.40	54.00	11.60	99	247	Horizontal
3	14488.2500	7.47	35.41	42.88	54.00	11.12	101	46	Horizontal

Suspected Data List

NO.	Freq. [MHz]	Reading [dBμV/m]	Level [dBμV/m]	Factor [dB]	Limit [dBμV/m]	Margin [dB]	Height [cm]	Angle [°]	Polarity
1	1896.5000	59.02	37.10	-21.92	68.30	31.20	100	130	Vertical
2	2144.5000	59.84	38.14	-21.70	68.30	30.16	200	255	Vertical
3	4095.0000	55.64	41.87	-13.77	74.00	32.13	200	160	Vertical
4	7927.6667	51.17	47.51	-3.66	68.30	20.79	200	274	Vertical
5	11249.6667	47.14	51.06	3.92	74.00	22.94	200	237	Vertical
6	13932.7500	45.71	52.70	6.99	68.30	15.60	200	150	Vertical

PK Final Data List

NO.	Freq. [MHz]	Factor [dB]	Height [cm]	Angle [°]	Polarity
1	11249.6667	3.92	197	42	Vertical

AV Final Data List

NO.	Freq. [MHz]	Factor [dB]	AV Reading [dBμV/m]	AV Value [dBμV/m]	AV Limit [dBμV/m]	AV Margin [dB]	Height [cm]	Angle [°]	Polarity
1	11249.6667	3.92	34.8	38.72	54.00	15.28	197	42	Vertical

Mode: TX/ IEEE 802.11n HT20
Temp. /Hum.: 24.5℃/50%RH

Channel :5745MHz
Power supply:AC120V/60Hz
Date: 2021-03-20

Suspected Data List

NO.	Freq. [MHz]	Reading [dBμV/m]	Level [dBμV/m]	Factor [dB]	Limit [dBμV/m]	Margin [dB]	Height [cm]	Angle [°]	Polarity
1	1300.0000	59.76	35.69	-24.07	68.30	32.61	100	86	Horizontal
2	5952.0000	53.73	44.44	-9.29	68.30	23.86	200	210	Horizontal
3	8199.0000	51.43	48.39	-3.04	74.00	25.61	100	274	Horizontal
4	9376.0000	50.66	49.72	-0.94	74.00	24.28	200	135	Horizontal
5	13787.9167	45.89	52.72	6.83	68.30	15.58	200	274	Horizontal
6	17233.6667	46.62	55.48	8.86	68.30	12.82	200	172	Horizontal

Suspected Data List

NO.	Freq. [MHz]	Reading [dBμV/m]	Level [dBμV/m]	Factor [dB]	Limit [dBμV/m]	Margin [dB]	Height [cm]	Angle [°]	Polarity
1	1300.0000	63.26	39.19	-24.07	68.30	29.11	100	174	Vertical
2	1893.0000	64.48	42.56	-21.92	68.30	25.74	200	115	Vertical
3	8273.2500	50.98	47.49	-3.49	74.00	26.51	200	274	Vertical
4	9555.6667	50.00	49.67	-0.33	68.30	18.63	200	164	Vertical
5	11240.5000	47.29	51.12	3.83	74.00	22.88	200	223	Vertical
6	13792.5000	46.82	53.71	6.89	68.30	14.59	200	6	Vertical

PK Final Data List

NO.	Freq. [MHz]	Factor [dB]	Height [cm]	Angle [°]	Polarity
1	11240.5000	3.83	200	223	Vertical

AV Final Data List

NO.	Freq. [MHz]	Factor [dB]	AV Reading [dBμV/m]	AV Value [dBμV/m]	AV Limit [dBμV/m]	AV Margin [dB]	Height [cm]	Angle [°]	Polarity
1	11240.5000	3.83	35.87	39.70	54.00	14.30	200	223	Vertical

Mode: TX/ IEEE 802.11n HT20
Temp. /Hum.: 24.5℃/50%RH

Channel :5785MHz
Power supply:AC120V/60Hz
Date: 2021-03-20

Suspected Data List

NO.	Freq. [MHz]	Reading [dBμV/m]	Level [dBμV/m]	Factor [dB]	Limit [dBμV/m]	Margin [dB]	Height [cm]	Angle [°]	Polarity
1	1300.0000	60.57	36.50	-24.07	68.30	31.80	100	86	Horizontal
2	1892.5000	59.78	37.86	-21.92	68.30	30.44	200	360	Horizontal
3	5783.5000	59.15	49.27	-9.88	68.30	19.03	200	210	Horizontal
4	9155.0833	50.11	49.22	-0.89	74.00	24.78	200	11	Horizontal
5	11257.9167	47.01	50.83	3.82	74.00	23.17	200	274	Horizontal
6	17355.5833	49.32	58.14	8.82	68.30	10.16	200	172	Horizontal

PK Final Data List

NO.	Freq. [MHz]	Factor [dB]	Height [cm]	Angle [°]	Polarity
1	9155.0833	-0.89	198	46	Horizontal
2	11257.9167	3.82	201	247	Horizontal

AV Final Data List

NO.	Freq. [MHz]	Factor [dB]	AV Reading [dBμV/m]	AV Value [dBμV/m]	AV Limit [dBμV/m]	AV Margin [dB]	Height [cm]	Angle [°]	Polarity
1	9155.0833	-0.89	37.21	36.32	54.00	17.68	198	46	Horizontal
2	11257.9167	3.82	38.34	42.16	54.00	11.84	201	247	Horizontal

Suspected Data List

NO.	Freq. [MHz]	Reading [dBμV/m]	Level [dBμV/m]	Factor [dB]	Limit [dBμV/m]	Margin [dB]	Height [cm]	Angle [°]	Polarity
1	1300.0000	61.15	37.08	-24.07	68.30	31.22	100	174	Vertical
2	5077.0000	53.56	43.28	-10.28	74.00	30.72	100	360	Vertical
3	5786.5000	57.77	47.86	-9.91	68.30	20.44	200	86	Vertical
4	10710.6667	48.48	50.98	2.50	74.00	23.02	200	194	Vertical
5	13941.0000	45.87	52.90	7.03	68.30	15.40	200	0	Vertical
6	17365.6667	44.45	53.17	8.72	68.30	15.13	200	164	Vertical

PK Final Data List

NO.	Freq. [MHz]	Factor [dB]	Height [cm]	Angle [°]	Polarity
1	10710.6667	2.50	199	124	Vertical

AV Final Data List

NO.	Freq. [MHz]	Factor [dB]	AV Reading [dBμV/m]	AV Value [dBμV/m]	AV Limit [dBμV/m]	AV Margin [dB]	Height [cm]	Angle [°]	Polarity
1	10710.6667	2.50	36.48	38.98	54.00	15.02	199	124	Vertical

Mode: TX/ IEEE 802.11n HT20
Temp. /Hum.: 24.5℃/50%RH

Channel :5825MHz
Power supply:AC120V/60Hz
Date: 2021-03-20

Suspected Data List

NO.	Freq. [MHz]	Reading [dBμV/m]	Level [dBμV/m]	Factor [dB]	Limit [dBμV/m]	Margin [dB]	Height [cm]	Angle [°]	Polarity
1	1900.0000	59.47	37.55	-21.92	68.30	30.75	200	232	Horizontal
2	5954.0000	55.91	46.64	-9.27	68.30	21.66	200	174	Horizontal
3	9549.2500	49.81	49.47	-0.34	68.30	18.83	200	12	Horizontal
4	11275.3333	47.46	51.06	3.60	74.00	22.94	200	274	Horizontal
5	13985.0000	45.46	53.05	7.59	68.30	15.25	100	274	Horizontal
6	17468.3333	46.63	55.57	8.94	68.30	12.73	200	165	Horizontal

PK Final Data List

NO.	Freq. [MHz]	Factor [dB]	Height [cm]	Angle [°]	Polarity
1	11275.3333	3.60	199	213	Horizontal

AV Final Data List

NO.	Freq. [MHz]	Factor [dB]	AV Reading [dBμV/m]	AV Value [dBμV/m]	AV Limit [dBμV/m]	AV Margin [dB]	Height [cm]	Angle [°]	Polarity
1	11275.3333	3.60	35.28	38.88	54.00	15.12	199	213	Horizontal

Suspected Data List

NO.	Freq. [MHz]	Reading [dBμV/m]	Level [dBμV/m]	Factor [dB]	Limit [dBμV/m]	Margin [dB]	Height [cm]	Angle [°]	Polarity
1	1300.0000	61.01	36.94	-24.07	68.30	31.36	100	174	Vertical
2	1912.0000	61.37	39.44	-21.93	68.30	28.86	100	108	Vertical
3	4095.5000	55.92	42.16	-13.76	74.00	31.84	200	160	Vertical
4	10197.3333	48.20	49.67	1.47	68.30	18.63	200	230	Vertical
5	11246.9167	47.05	50.94	3.89	74.00	23.06	200	83	Vertical
6	17341.8333	45.15	54.01	8.86	68.30	14.29	100	215	Vertical

PK Final Data List

NO.	Freq. [MHz]	Factor [dB]	Height [cm]	Angle [°]	Polarity
1	11246.9167	3.89	198	145	Vertical

AV Final Data List

NO.	Freq. [MHz]	Factor [dB]	AV Reading [dBμV/m]	AV Value [dBμV/m]	AV Limit [dBμV/m]	AV Margin [dB]	Height [cm]	Angle [°]	Polarity
1	11246.9167	3.89	36.7	40.59	54.00	13.41	198	145	Vertical

Mode: TX/ IEEE 802.11n HT40
Temp. /Hum.: 24.5℃/50%RH

Channel :5190MHz
Power supply:AC120V/60Hz
Date: 2021-03-21

Suspected Data List

NO.	Freq. [MHz]	Reading [dBμV/m]	Level [dBμV/m]	Factor [dB]	Limit [dBμV/m]	Margin [dB]	Height [cm]	Angle [°]	Polarity
1	1300.5000	60.23	36.16	-24.07	74.00	37.84	100	246	Horizontal
2	2585.5000	56.98	37.02	-19.96	68.30	31.28	100	86	Horizontal
3	3961.5000	55.04	40.94	-14.10	74.00	33.06	200	130	Horizontal
4	6752.5000	52.35	45.55	-6.80	68.30	22.75	200	358	Horizontal
5	8304.4167	53.36	50.09	-3.27	74.00	23.91	200	113	Horizontal
6	17718.5833	43.60	55.31	11.71	74.00	18.69	200	274	Horizontal

PK Final Data List

NO.	Freq. [MHz]	Factor [dB]	Height [cm]	Angle [°]	Polarity
1	8304.0015	-3.26	198	116	Horizontal

AV Final Data List

NO.	Freq. [MHz]	Factor [dB]	AV Reading [dBμV/m]	AV Value [dBμV/m]	AV Limit [dBμV/m]	AV Margin [dB]	Height [cm]	Angle [°]	Polarity
1	8304.0015	-3.26	49.60	46.34	54.00	7.66	198	116	Horizontal

Suspected Data List

NO.	Freq. [MHz]	Reading [dBμV/m]	Level [dBμV/m]	Factor [dB]	Limit [dBμV/m]	Margin [dB]	Height [cm]	Angle [°]	Polarity
1	1408.0000	59.42	35.82	-23.60	74.00	38.18	100	224	Vertical
2	2428.0000	57.86	37.42	-20.44	68.30	30.88	100	86	Vertical
3	3924.5000	55.15	41.21	-13.94	74.00	32.79	200	101	Vertical
4	6550.5000	52.82	46.24	-6.58	68.30	22.06	100	305	Vertical
5	8304.4167	52.91	49.64	-3.27	74.00	24.36	200	105	Vertical
6	10196.4167	49.53	50.99	1.46	68.30	17.31	200	18	Vertical

PK Final Data List

NO.	Freq. [MHz]	Factor [dB]	Height [cm]	Angle [°]	Polarity
1	8303.9600	-3.26	176	106	Vertical

AV Final Data List

NO.	Freq. [MHz]	Factor [dB]	AV Reading [dBμV/m]	AV Value [dBμV/m]	AV Limit [dBμV/m]	AV Margin [dB]	Height [cm]	Angle [°]	Polarity
1	8303.9600	-3.26	50.18	46.92	54.00	7.08	176	106	Vertical

Mode: TX/ IEEE 802.11n HT40
Temp. /Hum.: 24.5℃/50%RH

Channel :5230MHz
Power supply:AC120V/60Hz
Date: 2021-03-21

Suspected Data List

NO.	Freq. [MHz]	Reading [dBμV/m]	Level [dBμV/m]	Factor [dB]	Limit [dBμV/m]	Margin [dB]	Height [cm]	Angle [°]	Polarity
1	1300.0000	61.38	37.31	-24.07	68.30	30.99	100	203	Horizontal
2	2451.0000	57.44	37.09	-20.35	68.30	31.21	100	320	Horizontal
3	4095.0000	55.61	41.84	-13.77	74.00	32.16	100	211	Horizontal
4	6553.0000	52.37	45.76	-6.61	68.30	22.54	100	269	Horizontal
5	8367.6667	52.15	48.59	-3.56	74.00	25.41	200	105	Horizontal
6	10459.5000	48.64	50.46	1.82	68.30	17.84	100	54	Horizontal

PK Final Data List

NO.	Freq. [MHz]	Factor [dB]	Height [cm]	Angle [°]	Polarity
1	8368.0014	-3.56	130	113	Horizontal

AV Final Data List

NO.	Freq. [MHz]	Factor [dB]	AV Reading [dBμV/m]	AV Value [dBμV/m]	AV Limit [dBμV/m]	AV Margin [dB]	Height [cm]	Angle [°]	Polarity
1	8368.0014	-3.56	50.01	46.45	54.00	7.55	130	113	Horizontal

Suspected Data List

NO.	Freq. [MHz]	Reading [dBμV/m]	Level [dBμV/m]	Factor [dB]	Limit [dBμV/m]	Margin [dB]	Height [cm]	Angle [°]	Polarity
1	1300.5000	60.84	36.77	-24.07	74.00	37.23	100	174	Vertical
2	2416.0000	57.33	36.84	-20.49	68.30	31.46	200	291	Vertical
3	3932.5000	55.36	41.47	-13.89	74.00	32.53	200	262	Vertical
4	6418.0000	52.89	45.01	-7.88	68.30	23.29	200	358	Vertical
5	8367.6667	52.99	49.43	-3.56	74.00	24.57	200	95	Vertical
6	17692.9167	44.30	56.20	11.90	68.30	12.10	200	274	Vertical

PK Final Data List

NO.	Freq. [MHz]	Factor [dB]	Height [cm]	Angle [°]	Polarity
1	8368.0851	-3.56	157	169	Vertical

AV Final Data List

NO.	Freq. [MHz]	Factor [dB]	AV Reading [dBμV/m]	AV Value [dBμV/m]	AV Limit [dBμV/m]	AV Margin [dB]	Height [cm]	Angle [°]	Polarity
1	8368.0851	-3.56	50.26	46.70	54.00	7.30	157	169	Vertical

Mode: TX/ IEEE 802.11n HT40
Temp. /Hum.: 24.5℃/50%RH

Channel :5270MHz
Power supply:AC120V/60Hz
Date: 2021-03-21

Suspected Data List									
NO.	Freq. [MHz]	Reading [dBμV/m]	Level [dBμV/m]	Factor [dB]	Limit [dBμV/m]	Margin [dB]	Height [cm]	Angle [°]	Polarity
1	1274.0000	60.85	36.68	-24.17	68.30	31.62	100	210	Horizontal
2	2547.5000	56.46	36.86	-19.60	68.30	31.44	200	86	Horizontal
3	3942.0000	55.09	41.26	-13.83	74.00	32.74	100	86	Horizontal
4	6556.0000	51.71	45.08	-6.63	68.30	23.22	100	312	Horizontal
5	10533.7500	49.96	52.24	2.28	68.30	16.06	200	105	Horizontal
6	17704.8333	42.96	54.95	11.99	74.00	19.05	100	215	Horizontal

Suspected Data List									
NO.	Freq. [MHz]	Reading [dBμV/m]	Level [dBμV/m]	Factor [dB]	Limit [dBμV/m]	Margin [dB]	Height [cm]	Angle [°]	Polarity
1	1300.0000	60.17	36.10	-24.07	68.30	32.20	100	183	Vertical
2	2551.5000	56.50	36.92	-19.58	68.30	31.38	100	146	Vertical
3	3939.5000	54.42	40.57	-13.85	74.00	33.43	100	86	Vertical
4	6032.5000	53.99	45.50	-8.49	68.30	22.80	100	139	Vertical
5	10562.1667	49.55	51.65	2.10	68.30	16.65	200	128	Vertical
6	17695.6667	42.92	54.89	11.97	68.30	13.41	200	55	Vertical

Mode: TX/ IEEE 802.11n HT40
Temp. /Hum.: 24.5℃/50%RH

Channel :5310MHz
Power supply:AC120V/60Hz
Date: 2021-03-21

Suspected Data List

NO.	Freq. [MHz]	Reading [dBμV/m]	Level [dBμV/m]	Factor [dB]	Limit [dBμV/m]	Margin [dB]	Height [cm]	Angle [°]	Polarity
1	1300.5000	60.33	36.26	-24.07	74.00	37.74	100	217	Horizontal
2	2541.0000	56.48	36.77	-19.71	68.30	31.53	200	358	Horizontal
3	3941.5000	54.75	40.92	-13.83	74.00	33.08	200	210	Horizontal
4	6569.5000	52.14	45.39	-6.75	68.30	22.91	200	232	Horizontal
5	10613.5000	50.53	52.21	1.68	74.00	21.79	200	105	Horizontal
6	17683.7500	43.44	55.08	11.64	68.30	13.22	100	40	Horizontal

PK Final Data List

NO.	Freq. [MHz]	Factor [dB]	Height [cm]	Angle [°]	Polarity
1	10619.6558	1.68	200	104	Horizontal

AV Final Data List

NO.	Freq. [MHz]	Factor [dB]	AV Reading [dBμV/m]	AV Value [dBμV/m]	AV Limit [dBμV/m]	AV Margin [dB]	Height [cm]	Angle [°]	Polarity
1	10619.6558	1.68	40.56	42.24	54.00	11.76	200	104	Horizontal

Suspected Data List

NO.	Freq. [MHz]	Reading [dBμV/m]	Level [dBμV/m]	Factor [dB]	Limit [dBμV/m]	Margin [dB]	Height [cm]	Angle [°]	Polarity
1	1299.5000	60.66	36.59	-24.07	68.30	31.71	100	166	Vertical
2	2538.5000	56.65	36.90	-19.75	68.30	31.40	100	232	Vertical
3	3916.5000	54.46	40.47	-13.99	74.00	33.53	200	305	Vertical
4	6550.5000	51.81	45.23	-6.58	68.30	23.07	200	239	Vertical
5	10710.6667	49.07	51.57	2.50	74.00	22.43	100	274	Vertical
6	17751.5833	43.65	54.68	11.03	74.00	19.32	200	25	Vertical

PK Final Data List

NO.	Freq. [MHz]	Factor [dB]	Height [cm]	Angle [°]	Polarity
1	10711.0416	2.50	117	324	Vertical

AV Final Data List

NO.	Freq. [MHz]	Factor [dB]	AV Reading [dBμV/m]	AV Value [dBμV/m]	AV Limit [dBμV/m]	AV Margin [dB]	Height [cm]	Angle [°]	Polarity
1	10711.0416	2.50	34.99	37.49	54.00	16.51	117	324	Vertical

Mode: TX/ IEEE 802.11n HT40
Temp. /Hum.: 24.5℃/50%RH

Channel :5510MHz
Power supply:AC120V/60Hz
Date: 2021-03-21

Suspected Data List									
NO.	Freq. [MHz]	Reading [dBμV/m]	Level [dBμV/m]	Factor [dB]	Limit [dBμV/m]	Margin [dB]	Height [cm]	Angle [°]	Polarity
1	1299.5000	59.82	35.75	-24.07	68.30	32.55	100	196	Horizontal
2	2531.0000	57.52	37.65	-19.87	68.30	30.65	200	173	Horizontal
3	3936.5000	54.82	40.95	-13.87	74.00	33.05	100	342	Horizontal
4	6756.5000	52.22	45.40	-6.82	68.30	22.90	100	342	Horizontal
5	10205.5833	48.96	50.38	1.42	68.30	17.92	100	252	Horizontal
6	17725.0000	44.09	55.67	11.58	74.00	18.33	200	223	Horizontal

Suspected Data List									
NO.	Freq. [MHz]	Reading [dBμV/m]	Level [dBμV/m]	Factor [dB]	Limit [dBμV/m]	Margin [dB]	Height [cm]	Angle [°]	Polarity
1	1300.0000	60.94	36.87	-24.07	68.30	31.43	100	181	Vertical
2	2547.0000	56.24	36.63	-19.61	68.30	31.67	100	86	Vertical
3	3936.5000	54.63	40.76	-13.87	74.00	33.24	200	358	Vertical
4	5508.0000	55.83	45.65	-10.18	68.30	22.65	200	94	Vertical
5	10619.0000	48.89	50.55	1.66	74.00	23.45	200	274	Vertical
6	17706.6667	43.04	54.99	11.95	74.00	19.01	200	274	Vertical

Mode: TX/ IEEE 802.11n HT40
Temp. /Hum.: 24.5℃/50%RH

Channel :5550MHz
Power supply:AC120V/60Hz
Date: 2021-03-21

Suspected Data List									
NO.	Freq. [MHz]	Reading [dBμV/m]	Level [dBμV/m]	Factor [dB]	Limit [dBμV/m]	Margin [dB]	Height [cm]	Angle [°]	Polarity
1	1546.5000	58.32	35.29	-23.03	74.00	38.71	150	239	Horizontal
2	2535.0000	56.44	36.63	-19.81	68.30	31.67	150	86	Horizontal
3	4096.5000	55.10	41.36	-13.74	74.00	32.64	150	224	Horizontal
4	6610.5000	52.72	45.64	-7.08	68.30	22.66	150	276	Horizontal
5	10691.4167	47.79	50.17	2.38	74.00	23.83	150	274	Horizontal
6	17700.2500	43.07	55.15	12.08	74.00	18.85	150	245	Horizontal

Suspected Data List									
NO.	Freq. [MHz]	Reading [dBμV/m]	Level [dBμV/m]	Factor [dB]	Limit [dBμV/m]	Margin [dB]	Height [cm]	Angle [°]	Polarity
1	1490.5000	58.20	35.06	-23.14	74.00	38.94	150	305	Vertical
2	2553.5000	56.30	36.70	-19.60	68.30	31.60	150	130	Vertical
3	4163.0000	54.76	41.02	-13.74	74.00	32.98	150	349	Vertical
4	6760.5000	51.71	44.88	-6.83	68.30	23.42	150	275	Vertical
5	10692.3333	47.85	50.25	2.40	74.00	23.75	150	172	Vertical
6	17697.5000	42.99	55.01	12.02	68.30	13.29	150	208	Vertical

Mode: TX/ IEEE 802.11n HT40
Temp. /Hum.: 24.5℃/50%RH

Channel :5670MHz
Power supply:AC120V/60Hz
Date: 2021-03-21

Suspected Data List									
NO.	Freq. [MHz]	Reading [dBμV/m]	Level [dBμV/m]	Factor [dB]	Limit [dBμV/m]	Margin [dB]	Height [cm]	Angle [°]	Polarity
1	1572.0000	57.89	34.84	-23.05	74.00	39.16	150	194	Horizontal
2	2542.0000	56.34	36.65	-19.69	68.30	31.65	150	215	Horizontal
3	3927.0000	55.11	41.18	-13.93	74.00	32.82	150	272	Horizontal
4	6610.5000	51.96	44.88	-7.08	68.30	23.42	150	86	Horizontal
5	11039.7500	46.82	50.27	3.45	74.00	23.73	150	124	Horizontal
6	17704.8333	42.56	54.55	11.99	74.00	19.45	150	146	Horizontal

Suspected Data List									
NO.	Freq. [MHz]	Reading [dBμV/m]	Level [dBμV/m]	Factor [dB]	Limit [dBμV/m]	Margin [dB]	Height [cm]	Angle [°]	Polarity
1	1273.5000	59.48	35.31	-24.17	68.30	32.99	150	160	Vertical
2	2532.5000	56.55	36.70	-19.85	68.30	31.60	150	218	Vertical
3	3938.5000	54.89	41.04	-13.85	74.00	32.96	150	152	Vertical
4	6335.0000	52.43	45.17	-7.26	68.30	23.13	150	300	Vertical
5	10823.4167	47.76	50.53	2.77	74.00	23.47	150	0	Vertical
6	17702.0833	42.77	54.82	12.05	74.00	19.18	150	68	Vertical

Mode: TX/ IEEE 802.11n HT40
Temp. /Hum.: 24.5℃/50%RH

Channel :5755MHz
Power supply:AC120V/60Hz
Date: 2021-03-21

Suspected Data List									
NO.	Freq. [MHz]	Reading [dBμV/m]	Level [dBμV/m]	Factor [dB]	Limit [dBμV/m]	Margin [dB]	Height [cm]	Angle [°]	Polarity
1	1300.5000	59.08	35.01	-24.07	74.00	38.99	150	94	Horizontal
2	2532.5000	56.58	36.73	-19.85	68.30	31.57	150	356	Horizontal
3	4096.5000	56.51	42.77	-13.74	74.00	31.23	150	206	Horizontal
4	6567.0000	51.65	44.92	-6.73	68.30	23.38	150	337	Horizontal
5	10476.9167	48.02	50.10	2.08	68.30	18.20	150	0	Horizontal
6	17702.0833	42.74	54.79	12.05	74.00	19.21	150	274	Horizontal

Suspected Data List									
NO.	Freq. [MHz]	Reading [dBμV/m]	Level [dBμV/m]	Factor [dB]	Limit [dBμV/m]	Margin [dB]	Height [cm]	Angle [°]	Polarity
1	1300.0000	60.27	36.20	-24.07	68.30	32.10	150	194	Vertical
2	2542.5000	56.67	36.99	-19.68	68.30	31.31	150	86	Vertical
3	3935.5000	54.23	40.36	-13.87	74.00	33.64	150	252	Vertical
4	6549.5000	51.31	44.72	-6.59	68.30	23.58	150	194	Vertical
5	10784.0000	47.72	50.25	2.53	74.00	23.75	150	128	Vertical
6	17261.1667	46.94	55.84	8.90	68.30	12.46	150	201	Vertical

Mode: TX/ IEEE 802.11n HT40
Temp. /Hum.: 24.5℃/50%RH

Channel :5795MHz
Power supply:AC120V/60Hz
Date: 2021-03-21

Suspected Data List									
NO.	Freq. [MHz]	Reading [dBμV/m]	Level [dBμV/m]	Factor [dB]	Limit [dBμV/m]	Margin [dB]	Height [cm]	Angle [°]	Polarity
1	1300.0000	59.01	34.94	-24.07	68.30	33.36	150	224	Horizontal
2	2582.5000	56.57	36.64	-19.93	68.30	31.66	150	202	Horizontal
3	4095.5000	56.41	42.65	-13.76	74.00	31.35	150	202	Horizontal
4	5789.0000	55.87	45.94	-9.93	68.30	22.36	150	239	Horizontal
5	10802.3333	47.27	49.93	2.66	74.00	24.07	150	55	Horizontal
6	17692.0000	42.33	54.20	11.87	68.30	14.10	150	128	Horizontal

Suspected Data List									
NO.	Freq. [MHz]	Reading [dBμV/m]	Level [dBμV/m]	Factor [dB]	Limit [dBμV/m]	Margin [dB]	Height [cm]	Angle [°]	Polarity
1	1541.5000	58.89	35.85	-23.04	74.00	38.15	150	155	Vertical
2	2539.5000	56.22	36.49	-19.73	68.30	31.81	150	119	Vertical
3	3924.5000	54.47	40.53	-13.94	74.00	33.47	150	141	Vertical
4	5792.0000	55.27	45.32	-9.95	68.30	22.98	150	141	Vertical
5	10201.9167	48.53	50.00	1.47	68.30	18.30	150	222	Vertical
6	17373.0000	45.95	54.60	8.65	68.30	13.70	150	200	Vertical

Mode: TX/ IEEE 802.11ac VHT80
Temp. /Hum.: 24.5℃/50%RH

Channel :5210MHz
Power supply:AC120V/60Hz
Date: 2021-03-21

Suspected Data List

NO.	Freq. [MHz]	Reading [dBμV/m]	Level [dBμV/m]	Factor [dB]	Limit [dBμV/m]	Margin [dB]	Height [cm]	Angle [°]	Polarity
1	1529.0000	58.17	35.11	-23.06	74.00	38.89	150	108	Horizontal
2	2535.0000	56.38	36.57	-19.81	68.30	31.73	150	86	Horizontal
3	3931.5000	54.14	40.24	-13.90	74.00	33.76	150	240	Horizontal
4	5064.5000	57.30	46.84	-10.46	74.00	27.16	150	203	Horizontal
5	8336.5000	54.00	50.91	-3.09	74.00	23.09	150	117	Horizontal
6	17675.5000	43.78	55.20	11.42	68.30	13.10	150	59	Horizontal

PK Final Data List

NO.	Freq. [MHz]	Factor [dB]	Height [cm]	Angle [°]	Polarity
1	8335.9998	-3.09	145	128	Horizontal

AV Final Data List

NO.	Freq. [MHz]	Factor [dB]	AV Reading [dBμV/m]	AV Value [dBμV/m]	AV Limit [dBμV/m]	AV Margin [dB]	Height [cm]	Angle [°]	Polarity
1	8335.9998	-3.09	51.79	48.70	54.00	5.30	145	128	Horizontal

Suspected Data List

NO.	Freq. [MHz]	Reading [dBμV/m]	Level [dBμV/m]	Factor [dB]	Limit [dBμV/m]	Margin [dB]	Height [cm]	Angle [°]	Polarity
1	1300.0000	59.32	35.25	-24.07	68.30	33.05	150	166	Vertical
2	1820.0000	58.60	36.54	-22.06	68.30	31.76	150	203	Vertical
3	3937.0000	54.58	40.72	-13.86	74.00	33.28	150	335	Vertical
4	5063.0000	57.72	47.24	-10.48	74.00	26.76	150	292	Vertical
5	8335.5833	53.37	50.27	-3.10	74.00	23.73	150	164	Vertical
6	17722.2500	43.70	55.34	11.64	74.00	18.66	150	274	Vertical

PK Final Data List

NO.	Freq. [MHz]	Factor [dB]	Height [cm]	Angle [°]	Polarity
1	8336.0001	-3.10	171	172	Vertical

AV Final Data List

NO.	Freq. [MHz]	Factor [dB]	AV Reading [dBμV/m]	AV Value [dBμV/m]	AV Limit [dBμV/m]	AV Margin [dB]	Height [cm]	Angle [°]	Polarity
1	8336.0001	-3.10	49.83	46.73	54.00	7.27	171	172	Vertical

Mode: TX/ IEEE 802.11ac VHT80
Temp. /Hum.: 24.5℃/50%RH

Channel :5290MHz
Power supply:AC120V/60Hz
Date: 2021-03-21

Suspected Data List									
NO.	Freq. [MHz]	Reading [dBμV/m]	Level [dBμV/m]	Factor [dB]	Limit [dBμV/m]	Margin [dB]	Height [cm]	Angle [°]	Polarity
1	1300.0000	58.91	34.84	-24.07	68.30	33.46	150	200	Horizontal
2	2535.5000	56.73	36.93	-19.80	68.30	31.37	150	172	Horizontal
3	4092.5000	55.97	42.15	-13.82	74.00	31.85	150	229	Horizontal
4	6743.0000	52.80	45.83	-6.97	68.30	22.47	150	93	Horizontal
5	10713.4167	48.17	50.66	2.49	74.00	23.34	150	274	Horizontal
6	17679.1667	43.29	54.81	11.52	68.30	13.49	150	106	Horizontal

Suspected Data List									
NO.	Freq. [MHz]	Reading [dBμV/m]	Level [dBμV/m]	Factor [dB]	Limit [dBμV/m]	Margin [dB]	Height [cm]	Angle [°]	Polarity
1	1300.0000	59.42	35.35	-24.07	68.30	32.95	150	190	Vertical
2	2570.5000	56.51	36.72	-19.79	68.30	31.58	150	86	Vertical
3	3939.5000	54.41	40.56	-13.85	74.00	33.44	150	329	Vertical
4	6702.0000	52.65	44.61	-8.04	68.30	23.69	150	166	Vertical
5	10694.1667	48.23	50.67	2.44	74.00	23.33	150	223	Vertical
6	17835.0000	44.18	54.47	10.29	74.00	19.53	150	157	Vertical

Mode: TX/ IEEE 802.11ac VHT80
Temp. /Hum.: 24.5℃/50%RH

Channel :5530MHz
Power supply:AC120V/60Hz
Date: 2021-03-21

Suspected Data List									
NO.	Freq. [MHz]	Reading [dBμV/m]	Level [dBμV/m]	Factor [dB]	Limit [dBμV/m]	Margin [dB]	Height [cm]	Angle [°]	Polarity
1	1300.0000	59.07	35.00	-24.07	68.30	33.30	150	117	Horizontal
2	2533.0000	56.36	36.52	-19.84	68.30	31.78	150	86	Horizontal
3	3936.0000	54.22	40.35	-13.87	74.00	33.65	150	320	Horizontal
4	6762.5000	51.58	44.74	-6.84	68.30	23.56	150	161	Horizontal
5	10102.0000	48.76	49.90	1.14	68.30	18.40	150	62	Horizontal
6	17703.9167	43.25	55.26	12.01	74.00	18.74	150	274	Horizontal

Suspected Data List									
NO.	Freq. [MHz]	Reading [dBμV/m]	Level [dBμV/m]	Factor [dB]	Limit [dBμV/m]	Margin [dB]	Height [cm]	Angle [°]	Polarity
1	1583.5000	57.76	34.70	-23.06	74.00	39.30	150	86	Vertical
2	2527.5000	56.32	36.39	-19.93	68.30	31.91	150	136	Vertical
3	3935.0000	54.18	40.30	-13.88	74.00	33.70	150	86	Vertical
4	6724.0000	52.74	45.27	-7.47	68.30	23.03	150	252	Vertical
5	10827.0833	47.41	50.20	2.79	74.00	23.80	150	90	Vertical
6	17681.0000	43.47	55.04	11.57	68.30	13.26	150	31	Vertical

Mode: TX/ IEEE 802.11ac VHT80
Temp. /Hum.: 24.5℃/50%RH

Channel :5610MHz
Power supply:AC120V/60Hz
Date: 2021-03-21

Suspected Data List

NO.	Freq. [MHz]	Reading [dBμV/m]	Level [dBμV/m]	Factor [dB]	Limit [dBμV/m]	Margin [dB]	Height [cm]	Angle [°]	Polarity
1	1483.0000	57.92	34.74	-23.18	74.00	39.26	150	195	Horizontal
2	2536.0000	56.78	36.99	-19.79	68.30	31.31	150	86	Horizontal
3	4096.0000	57.65	43.90	-13.75	74.00	30.10	150	209	Horizontal
4	6549.5000	51.13	44.54	-6.59	68.30	23.76	150	86	Horizontal
5	10318.3333	48.36	49.94	1.58	68.30	18.36	150	274	Horizontal
6	17736.0000	43.35	54.71	11.36	74.00	19.29	150	84	Horizontal

Suspected Data List

NO.	Freq. [MHz]	Reading [dBμV/m]	Level [dBμV/m]	Factor [dB]	Limit [dBμV/m]	Margin [dB]	Height [cm]	Angle [°]	Polarity
1	1507.5000	58.26	35.18	-23.08	74.00	38.82	150	101	Vertical
2	2302.0000	57.60	37.02	-20.58	68.30	31.28	150	267	Vertical
3	3939.5000	55.10	41.25	-13.85	74.00	32.75	150	86	Vertical
4	6752.0000	51.73	44.93	-6.80	68.30	23.37	150	86	Vertical
5	11259.7500	48.42	52.22	3.80	74.00	21.78	150	194	Vertical
6	17714.9167	42.67	54.46	11.79	74.00	19.54	150	69	Vertical

PK Final Data List

NO.	Freq. [MHz]	Factor [dB]	Height [cm]	Angle [°]	Polarity
1	11246.0131	3.80	102	211	Vertical

AV Final Data List

NO.	Freq. [MHz]	Factor [dB]	AV Reading [dBμV/m]	AV Value [dBμV/m]	AV Limit [dBμV/m]	AV Margin [dB]	Height [cm]	Angle [°]	Polarity
1	11246.0131	3.80	34.60	38.40	54.00	15.60	102	211	Vertical

Mode: TX/ IEEE 802.11ac VHT80
Temp. /Hum.: 24.5℃/50%RH

Channel :5775MHz
Power supply:AC120V/60Hz
Date: 2021-03-21

Suspected Data List									
NO.	Freq. [MHz]	Reading [dBμV/m]	Level [dBμV/m]	Factor [dB]	Limit [dBμV/m]	Margin [dB]	Height [cm]	Angle [°]	Polarity
1	1248.0000	59.88	35.61	-24.27	68.30	32.69	150	211	Horizontal
2	2425.0000	56.70	36.25	-20.45	68.30	32.05	150	233	Horizontal
3	4095.0000	57.60	43.83	-13.77	74.00	30.17	150	211	Horizontal
4	5924.0000	57.49	47.88	-9.61	68.30	20.42	150	225	Horizontal
5	10174.4167	48.89	50.11	1.22	68.30	18.19	150	222	Horizontal
6	17738.7500	43.17	54.47	11.30	74.00	19.53	150	62	Horizontal

Suspected Data List									
NO.	Freq. [MHz]	Reading [dBμV/m]	Level [dBμV/m]	Factor [dB]	Limit [dBμV/m]	Margin [dB]	Height [cm]	Angle [°]	Polarity
1	1556.5000	57.83	34.79	-23.04	74.00	39.21	150	328	Vertical
2	2538.0000	56.68	36.92	-19.76	68.30	31.38	150	116	Vertical
3	3931.5000	54.36	40.46	-13.90	74.00	33.54	150	254	Vertical
4	5884.5000	56.43	46.67	-9.76	68.30	21.63	150	225	Vertical
5	10502.5833	47.81	50.24	2.43	68.30	18.06	150	128	Vertical
6	17871.6667	44.13	54.43	10.30	74.00	19.57	150	69	Vertical

Above 18 GHz

Recorded the worst case results in this report (IEEE 802.11a)

Mode: TX/ IEEE 802.11a Channel :5180MHz

Temp. /Hum.: 25℃/60%RH Power supply:AC120V/60Hz

Date: 2021-03-17

Suspected Data List									
NO.	Freq. [MHz]	Reading [dBμV/m]	Level [dBμV/m]	Factor [dB]	Limit [dBμV/m]	Margin [dB]	Height [cm]	Angle [°]	Polarity
1	18240.9000	58.08	46.50	-11.58	83.50	37.00	100	237	Horizontal
2	20721.4000	60.58	50.22	-10.36	83.50	33.28	100	134	Horizontal
3	26685.6000	55.18	47.55	-7.63	83.50	35.95	100	312	Horizontal
4	28904.3000	57.45	49.36	-8.09	83.50	34.14	100	70	Horizontal
5	31182.4000	59.15	50.79	-8.36	83.50	32.71	100	7	Horizontal
6	38880.2000	55.60	53.32	-2.28	83.50	30.18	100	1	Horizontal

Suspected Data List									
NO.	Freq. [MHz]	Reading [dBμV/m]	Level [dBμV/m]	Factor [dB]	Limit [dBμV/m]	Margin [dB]	Height [cm]	Angle [°]	Polarity
1	19845.8000	56.99	46.13	-10.86	83.50	37.37	100	125	Vertical
2	20719.2000	58.25	47.89	-10.36	83.50	35.61	100	125	Vertical
3	26660.3000	55.36	47.74	-7.62	83.50	35.76	100	112	Vertical
4	29433.4000	57.93	50.03	-7.90	83.50	33.47	100	0	Vertical
5	32822.5000	60.67	51.51	-9.16	83.50	31.99	100	317	Vertical
6	39597.4000	55.25	53.88	-1.37	83.50	29.62	100	201	Vertical

Mode: TX/ IEEE 802.11a Channel :5320MHz

Temp. /Hum.: 25℃/60%RH Power supply:AC120V/60Hz

Date: 2021-03-17

Suspected Data List									
NO.	Freq. [MHz]	Reading [dBμV/m]	Level [dBμV/m]	Factor [dB]	Limit [dBμV/m]	Margin [dB]	Height [cm]	Angle [°]	Polarity
1	18334.4000	57.67	46.12	-11.55	83.50	37.38	100	301	Horizontal
2	21280.2000	55.74	45.53	-10.21	83.50	37.97	100	276	Horizontal
3	23298.7000	55.08	46.28	-8.80	83.50	37.22	100	213	Horizontal
4	26690.0000	55.69	48.05	-7.64	83.50	35.45	100	174	Horizontal
5	30054.9000	58.58	50.31	-8.27	83.50	33.19	100	49	Horizontal
6	34638.6000	60.28	51.11	-9.17	83.50	32.39	100	74	Horizontal
7	39596.3000	54.95	53.57	-1.38	83.50	29.93	100	174	Horizontal

Suspected Data List									
NO.	Freq. [MHz]	Reading [dBμV/m]	Level [dBμV/m]	Factor [dB]	Limit [dBμV/m]	Margin [dB]	Height [cm]	Angle [°]	Polarity
1	18873.4000	57.24	46.02	-11.22	83.50	37.48	100	97	Vertical
2	21286.8000	55.70	45.50	-10.20	83.50	38.00	100	160	Vertical
3	26693.3000	56.27	48.63	-7.64	83.50	34.87	100	70	Vertical
4	29964.7000	58.38	50.23	-8.15	83.50	33.27	100	326	Vertical
5	34193.1000	60.07	51.08	-8.99	83.50	32.42	100	263	Vertical
6	39576.5000	55.41	54.00	-1.41	83.50	29.50	100	32	Vertical

Mode: TX/ IEEE 802.11a
Temp. /Hum.: 25℃/60%RH

Channel :5500MHz
Power supply:AC120V/60Hz
Date: 2021-03-17

Suspected Data List									
NO.	Freq. [MHz]	Reading [dBμV/m]	Level [dBμV/m]	Factor [dB]	Limit [dBμV/m]	Margin [dB]	Height [cm]	Angle [°]	Polarity
1	19237.5000	58.65	47.59	-11.06	83.50	35.91	100	146	Horizontal
2	22000.7000	56.74	46.77	-9.97	83.50	36.73	100	247	Horizontal
3	26702.1000	55.75	48.11	-7.64	83.50	35.39	100	325	Horizontal
4	27501.8000	58.66	50.58	-8.08	83.50	32.92	100	210	Horizontal
5	29948.2000	58.83	50.69	-8.14	83.50	32.81	100	31	Horizontal
6	34995.0000	60.02	50.93	-9.09	83.50	32.57	100	260	Horizontal
7	39637.0000	54.99	53.66	-1.33	83.50	29.84	100	31	Horizontal

Suspected Data List									
NO.	Freq. [MHz]	Reading [dBμV/m]	Level [dBμV/m]	Factor [dB]	Limit [dBμV/m]	Margin [dB]	Height [cm]	Angle [°]	Polarity
1	18984.5000	57.25	46.14	-11.11	83.50	37.36	100	278	Vertical
2	22000.7000	56.14	46.17	-9.97	83.50	37.33	100	121	Vertical
3	25236.9000	55.31	47.66	-7.65	83.50	35.84	100	17	Vertical
4	27499.6000	57.12	49.05	-8.07	83.50	34.45	100	188	Vertical
5	31180.2000	59.39	51.03	-8.36	83.50	32.47	100	106	Vertical
6	39965.9000	54.80	53.80	-1.00	83.50	29.70	100	69	Vertical

Mode: TX/ IEEE 802.11a
Temp. /Hum.: 25℃/60%RH

Channel :5825MHz
Power supply:AC120V/60Hz
Date: 2021-03-17

Suspected Data List									
NO.	Freq. [MHz]	Reading [dBμV/m]	Level [dBμV/m]	Factor [dB]	Limit [dBμV/m]	Margin [dB]	Height [cm]	Angle [°]	Polarity
1	18918.5000	57.94	46.77	-11.17	83.50	36.73	100	122	Horizontal
2	23299.8000	58.86	50.06	-8.80	83.50	33.44	100	173	Horizontal
3	26686.7000	55.48	47.85	-7.63	83.50	35.65	100	160	Horizontal
4	29407.0000	58.72	50.80	-7.92	83.50	32.70	100	238	Horizontal
5	34552.8000	59.92	50.85	-9.07	83.50	32.65	100	60	Horizontal
6	39997.8000	54.98	54.01	-0.97	83.50	29.49	100	276	Horizontal

Suspected Data List									
NO.	Freq. [MHz]	Reading [dBμV/m]	Level [dBμV/m]	Factor [dB]	Limit [dBμV/m]	Margin [dB]	Height [cm]	Angle [°]	Polarity
1	19029.6000	58.10	47.01	-11.09	83.50	36.49	100	309	Vertical
2	23300.9000	57.59	48.79	-8.80	83.50	34.71	100	169	Vertical
3	26625.1000	56.37	48.77	-7.60	83.50	34.73	100	55	Vertical
4	29312.4000	57.31	49.33	-7.98	83.50	34.17	100	156	Vertical
5	32306.6000	59.44	50.77	-8.67	83.50	32.73	100	81	Vertical
6	39535.8000	55.62	54.14	-1.48	83.50	29.36	100	81	Vertical

Conducted undesirable emission

802.11a mode/5745MHz

Detector mode: Peak Polarity: Horizontal

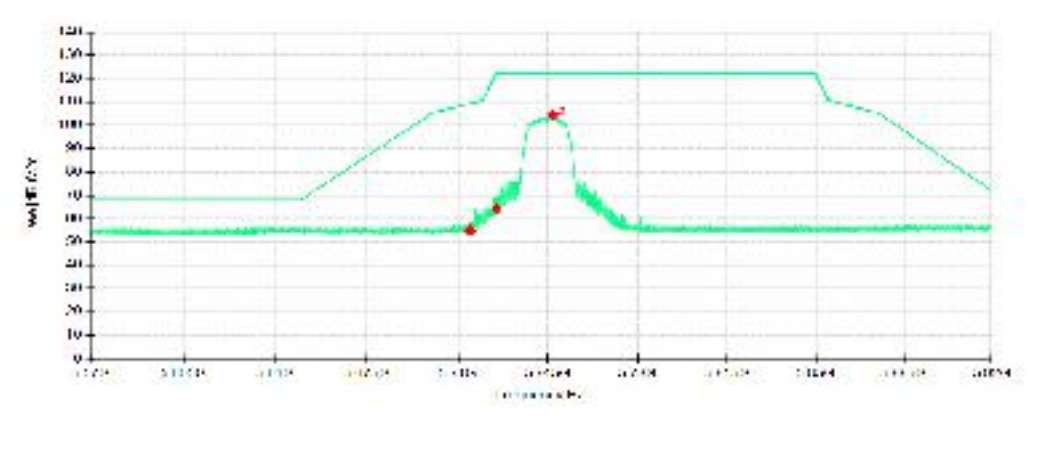

Detector mode: Peak Polarity: Vertical

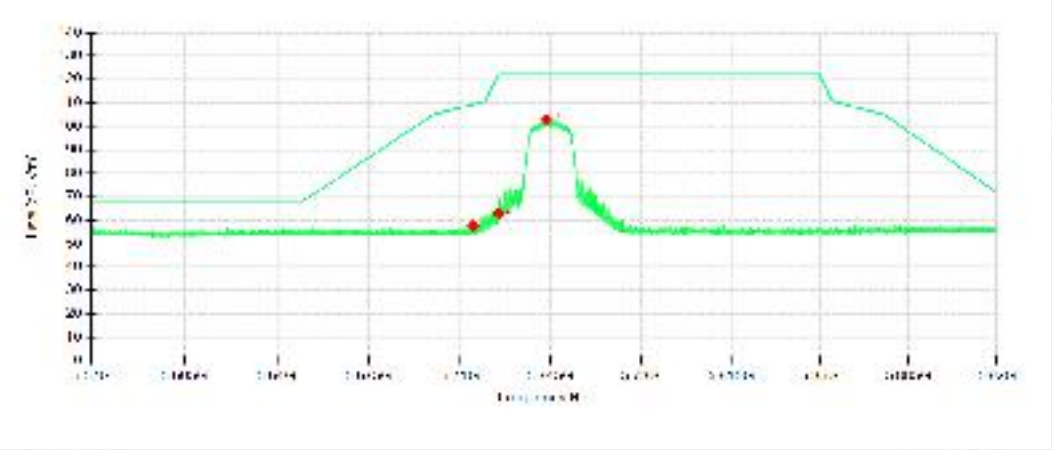

No.	Frequency MHz	Reading dBμV/m	Level dBμV/m	Factor dB	Limit dBuV/m	Margin dB	Height cm	Angle °	Pole
1	5715.0050	39.40	54.92	15.52	109.40	54.48	200	85	Horizontal
2	5725.0150	48.54	64.24	15.70	122.20	57.96	100	243	Horizontal
3	5746.9425	88.36	104.45	16.09	122.20	17.75	100	34	Horizontal
1	5715.0050	42.18	57.70	15.52	109.40	51.70	200	275	Vertical
2	5725.0150	47.25	62.95	15.70	122.20	59.25	100	28	Vertical
3	5743.3200	87.07	103.10	16.03	122.20	19.10	200	269	Vertical

802.11a mode/5785MHz

Detector mode: Peak Polarity: Horizontal

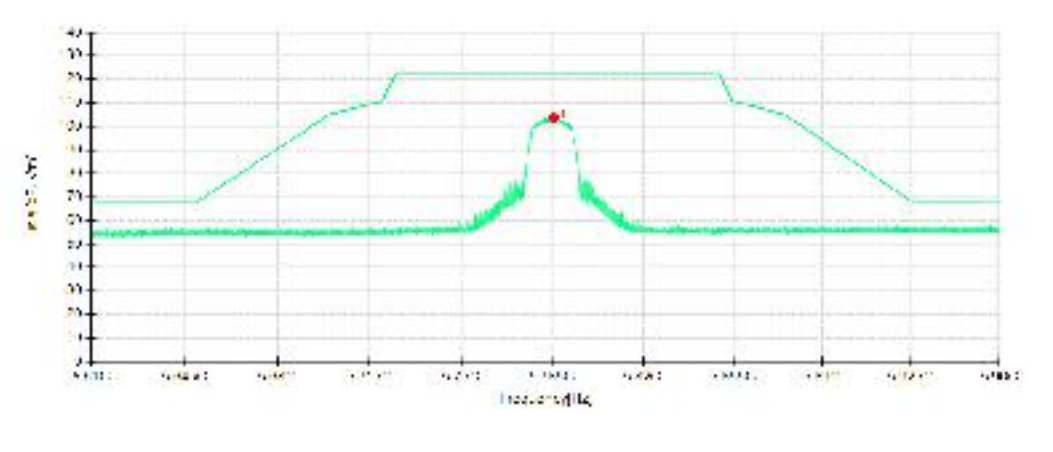

Detector mode: Peak Polarity: Vertical

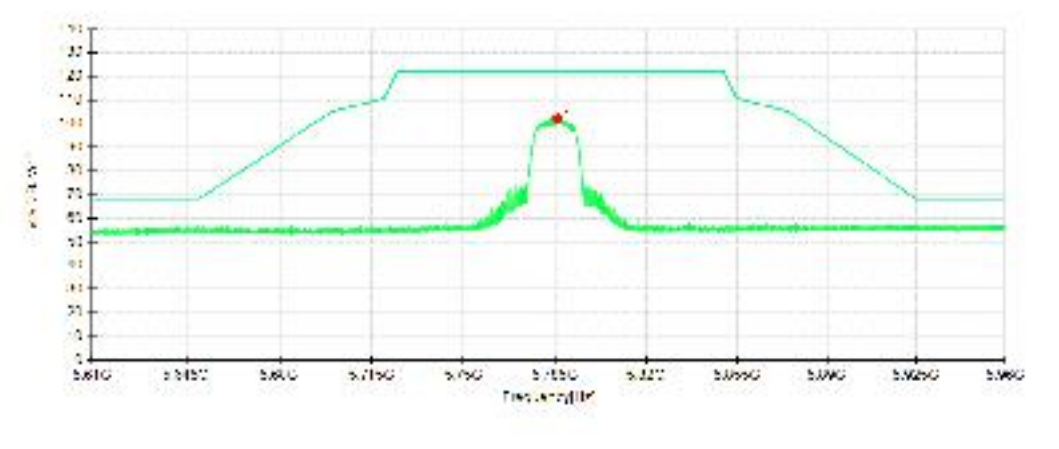

No.	Frequency MHz	Reading dBμV/m	Level dBμV/m	Factor dB	Limit dBuV/m	Margin dB	Height cm	Angle °	Pole
1	5785.5250	87.79	103.79	16.00	122.20	18.41	100	33	Horizontal
1	5785.9450	86.38	102.38	16.00	122.20	19.82	200	269	Vertical

802.11a mode/5825MHz

Detector mode: Peak Polarity: Horizontal

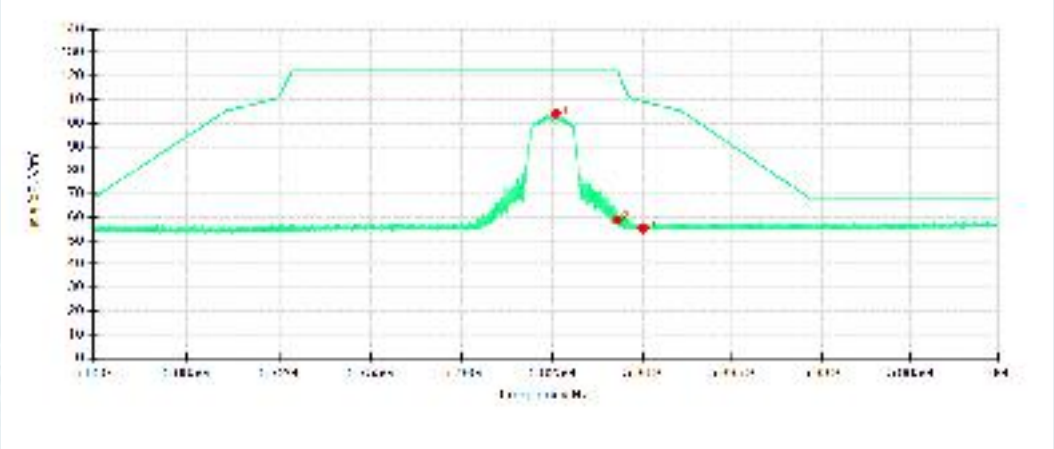

Detector mode: Peak Polarity: Vertical

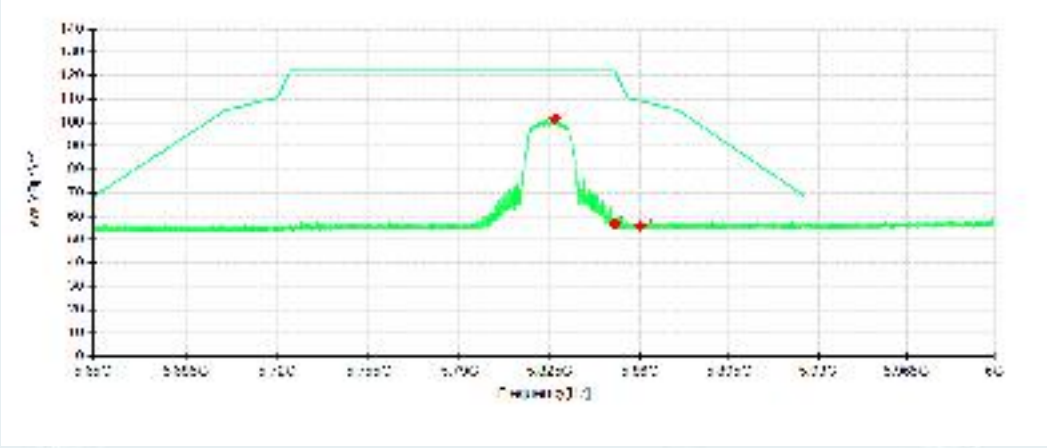

No.	Frequency MHz	Reading dBμV/m	Level dBμV/m	Factor dB	Limit dBuV/m	Margin dB	Height cm	Angle °	Pole
1	5826.2250	88.19	104.14	15.95	122.20	18.06	200	22	Horizontal
2	5850.0075	43.00	58.95	15.95	122.18	63.23	200	29	Horizontal
3	5860.0000	39.24	55.26	16.02	109.40	54.14	200	48	Horizontal
1	5826.7675	85.78	101.73	15.95	122.20	20.47	200	257	Vertical
2	5850.0075	40.79	56.74	15.95	122.18	65.44	200	359	Vertical
3	5860.0000	39.95	55.97	16.02	109.40	53.43	100	143	Vertical

802.11n HT20 mode/5745MHz

Detector mode: Peak Polarity: Horizontal

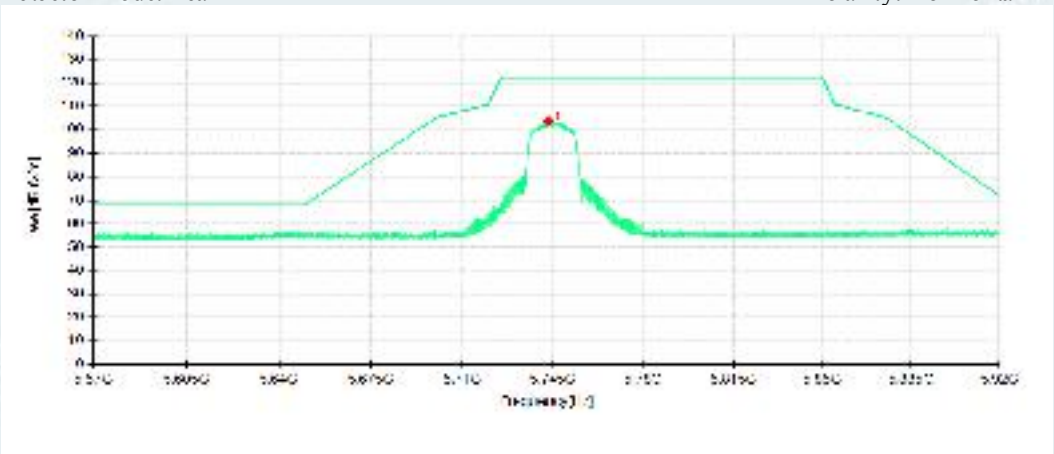

Detector mode: Peak Polarity: Vertical

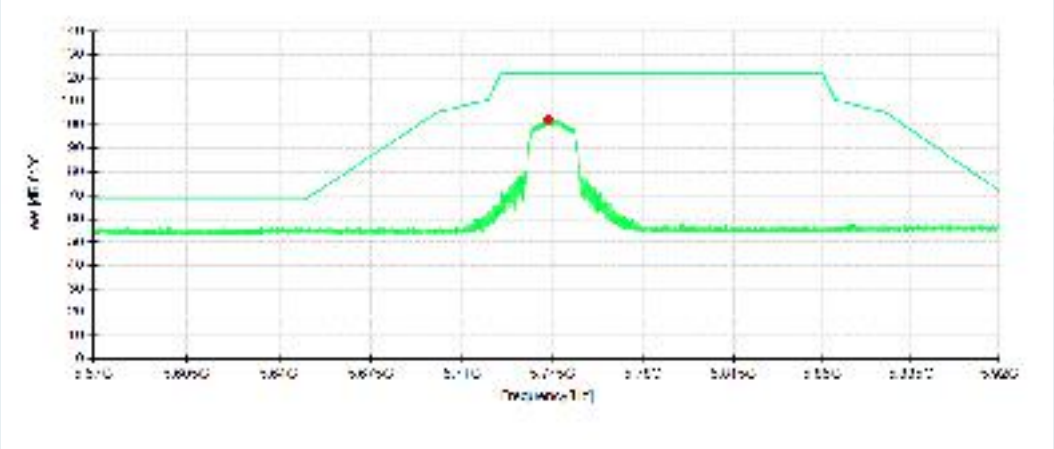

No.	Frequency MHz	Reading dBμV/m	Level dBμV/m	Factor dB	Limit dBuV/m	Margin dB	Height cm	Angle °	Pole
1	5743.0050	87.73	103.75	16.02	122.20	18.45	100	35	Horizontal
1	5742.9175	86.37	102.39	16.02	122.20	19.81	200	256	Vertical

802.11n HT20 mode/5785MHz

Detector mode: Peak Polarity: Horizontal

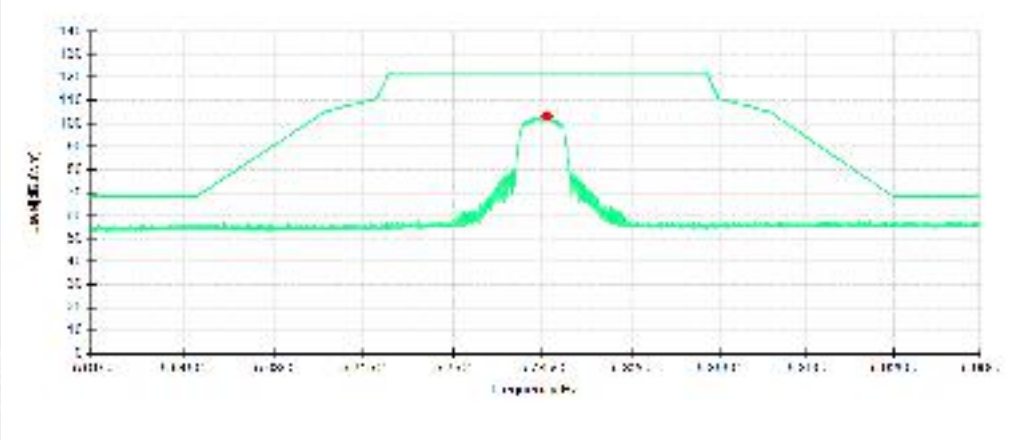

Detector mode: Peak Polarity: Vertical

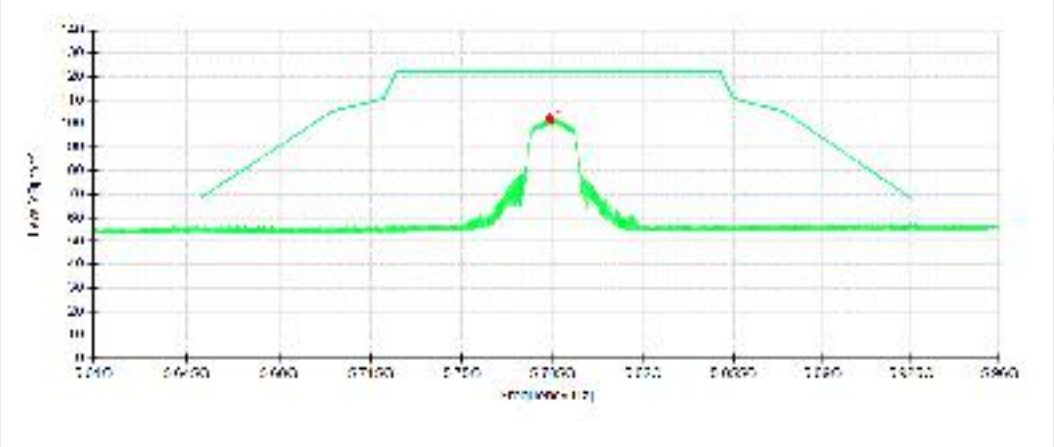

No.	Frequency MHz	Reading dBμV/m	Level dBμV/m	Factor dB	Limit dBuV/m	Margin dB	Height cm	Angle °	Pole
1	5786.7500	87.25	103.25	16.00	122.20	18.95	200	22	Horizontal
1	5783.7050	86.21	102.22	16.01	122.20	19.98	200	255	Vertical

802.11n HT20 mode/5825MHz

Detector mode: Peak Polarity: Horizontal

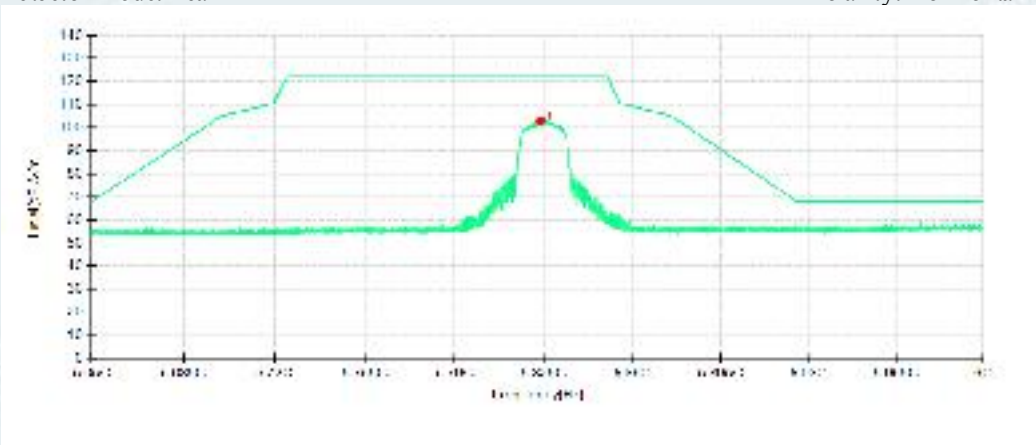

Detector mode: Peak Polarity: Vertical

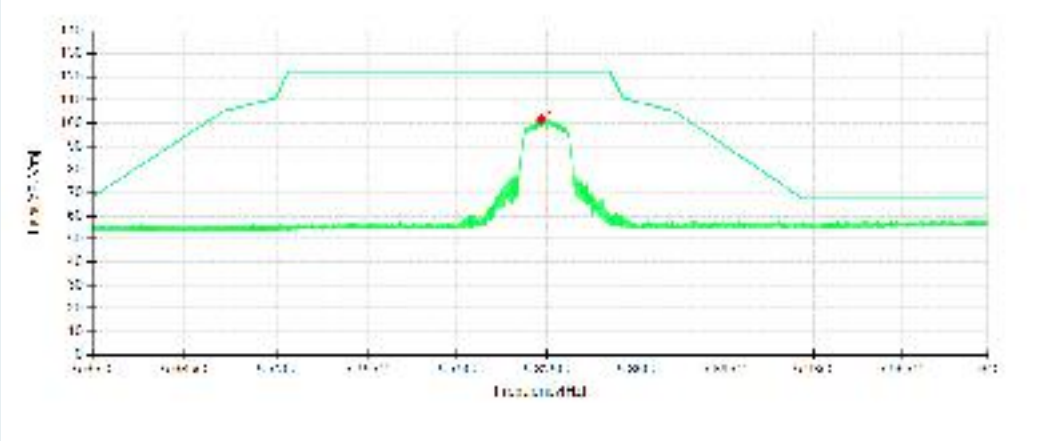

No.	Frequency MHz	Reading dBμV/m	Level dBμV/m	Factor dB	Limit dBuV/m	Margin dB	Height cm	Angle °	Pole
1	5823.6350	87.15	103.09	15.94	122.20	19.11	200	21	Horizontal
1	5822.7950	85.70	101.64	15.94	122.20	20.56	200	261	Vertical

802.11n HT40 mode/5755MHz

Detector mode: Peak Polarity: Horizontal

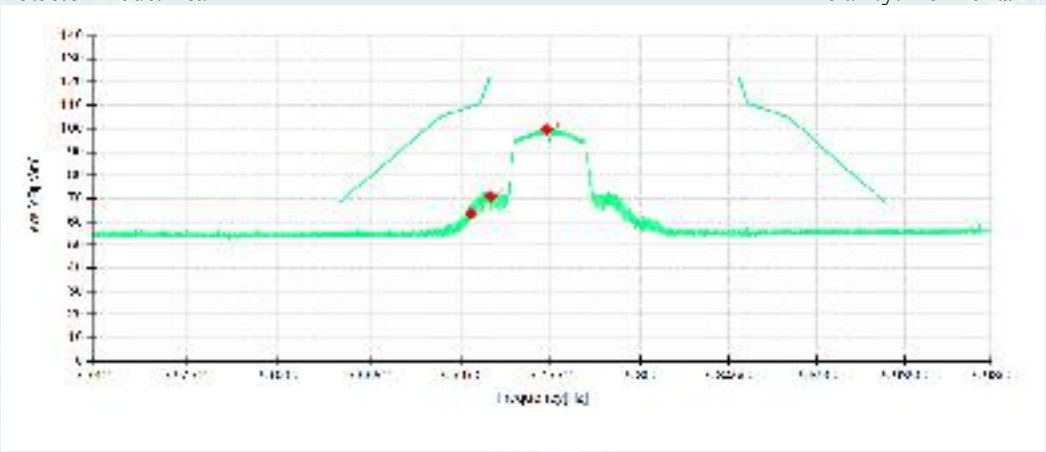

Detector mode: Peak Polarity: Vertical

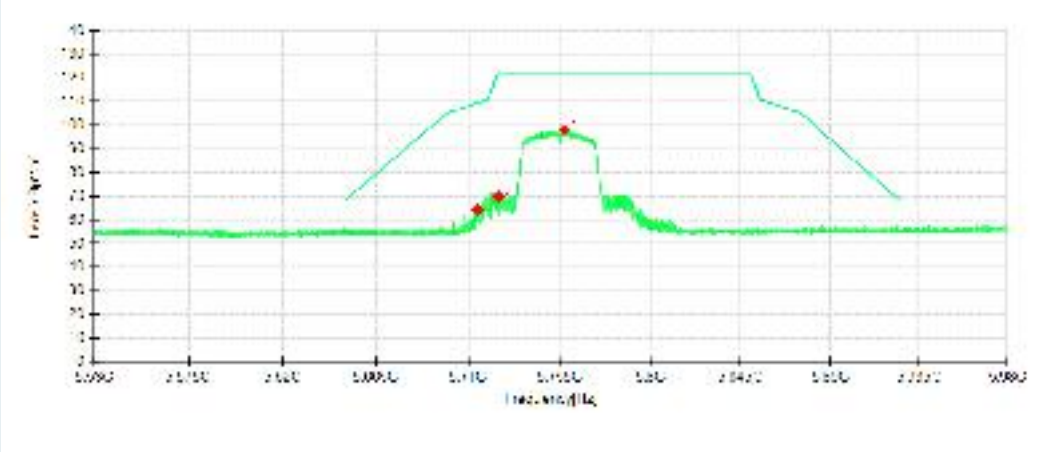

No.	Frequency MHz	Reading dBμV/m	Level dBμV/m	Factor dB	Limit dBuV/m	Margin dB	Height cm	Angle °	Pole
1	5715.0175	47.99	63.51	15.52	109.41	45.90	200	213	Horizontal
2	5725.0075	55.26	70.96	15.70	122.20	51.24	100	9	Horizontal
3	5753.1775	83.61	99.75	16.14	122.20	22.45	100	34	Horizontal
1	5715.0175	48.79	64.31	15.52	109.41	45.10	200	269	Vertical
2	5725.0075	54.08	69.78	15.70	122.20	52.42	200	269	Vertical
3	5757.4300	82.00	98.12	16.12	122.20	24.08	200	276	Vertical

802.11n HT40 mode/5795MHz

Detector mode: Peak Polarity: Horizontal

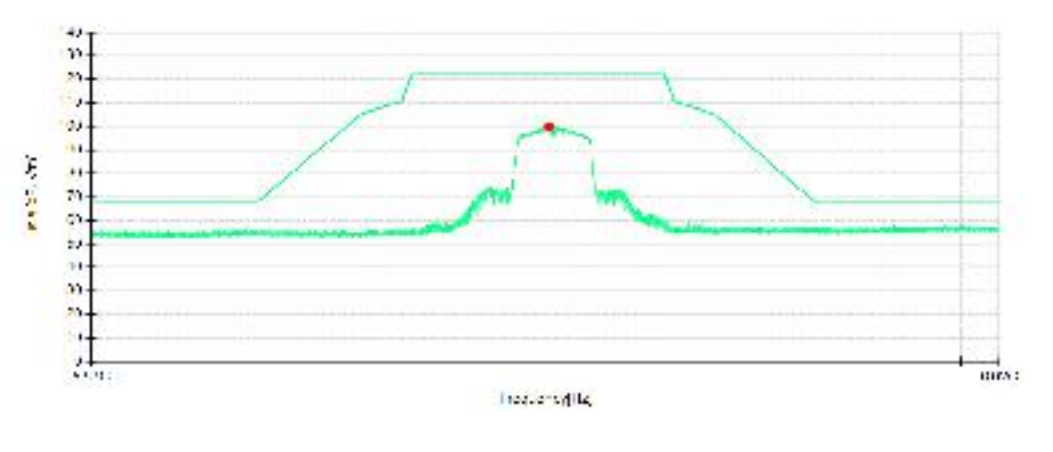

Detector mode: Peak Polarity: Vertical

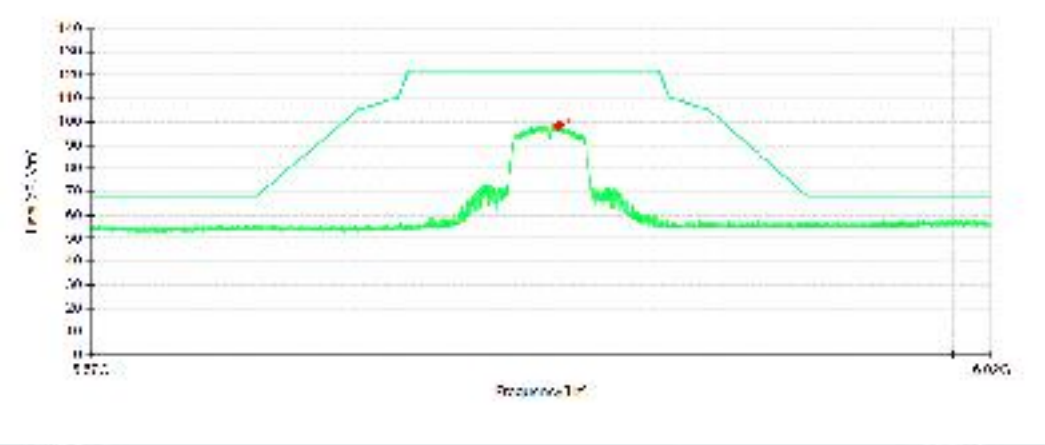

No.	Frequency MHz	Reading dBμV/m	Level dBμV/m	Factor dB	Limit dBuV/m	Margin dB	Height cm	Angle °	Pole
1	5792.4350	83.85	99.82	15.97	122.20	22.38	100	26	Horizontal
1	5799.5450	82.71	98.65	15.94	122.20	23.55	200	272	Vertical

802.11ac VHT80 mode/5775MHz

Detector mode: Peak Polarity: Horizontal

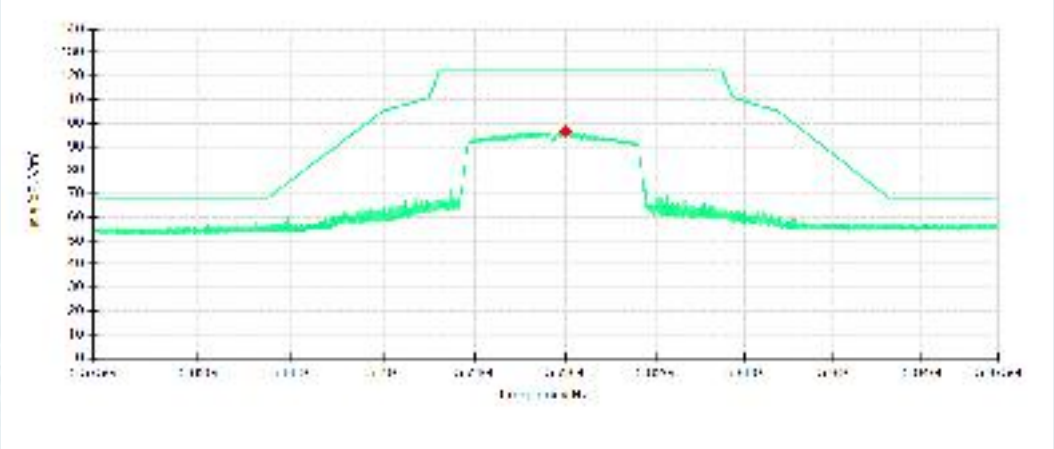

Detector mode: Peak Polarity: Vertical

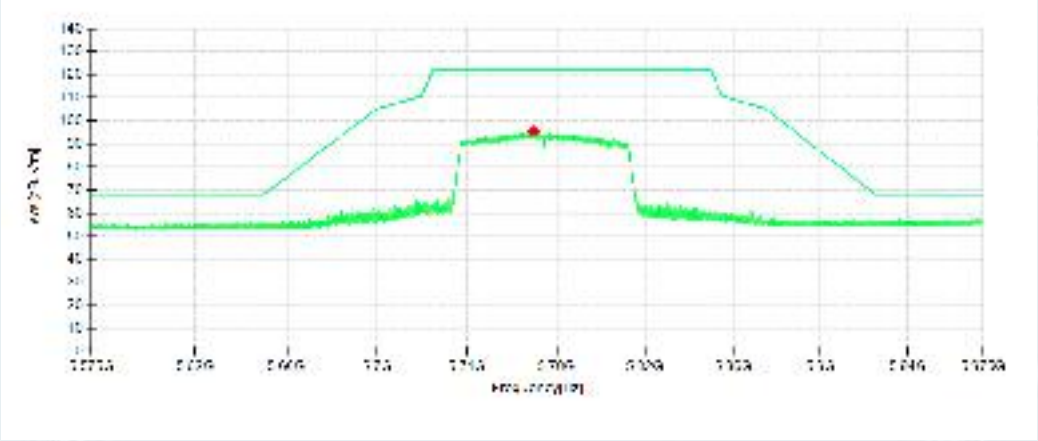

No.	Frequency MHz	Reading dBμV/m	Level dBμV/m	Factor dB	Limit dBuV/m	Margin dB	Height cm	Angle °	Pole
1	5780.0400	80.52	96.54	16.02	122.20	25.66	100	26	Horizontal
1	5769.9000	79.59	95.66	16.07	122.20	26.54	200	269	Vertical

7. RESTRICTED BANDS OF OPERATION

7.1. LIMITS

Section 15.407(b)(7) The provisions of §15.205 apply to intentional radiators operating under this section.
15.205(a) Except as shown in paragraph (d) of this section, only spurious emissions are permitted in any of the frequency bands listed below:

MHz	MHz	MHz	GHz
0.090 - 0.110	16.42 - 16.423	399.9 - 410	4.5 - 5.15
[1]0.495 - 0.505	16.69475 - 16.69525	608 - 614	5.35 - 5.46
2.1735 - 2.1905	16.80425 - 16.80475	960 - 1240	7.25 - 7.75
4.125 - 4.128	25.5 - 25.67	1300 - 1427	8.025 - 8.5
4.17725 - 4.17775	37.5 - 38.25	1435 - 1626.5	9.0 - 9.2
4.20725 - 4.20775	73 - 74.6	1645.5 - 1646.5	9.3 - 9.5
6.215 - 6.218	74.8 - 75.2	1660 - 1710	10.6 - 12.7
6.26775 - 6.26825	108 - 121.94	1718.8 - 1722.2	13.25 - 13.4
6.31175 - 6.31225	123 - 138	2200 - 2300	14.47 - 14.5
8.291 - 8.294	149.9 - 150.05	2310 - 2390	15.35 - 16.2
8.362 - 8.366	156.52475 - 156.52525	2483.5 - 2500	17.7 - 21.4
8.37625 - 8.38675	156.7 - 156.9	2655 - 2900	22.01 - 23.12
8.41425 - 8.41475	162.0125 - 167.17	3260 - 3267	23.6 - 24.0
12.29 - 12.293	167.72 - 173.2	3332 - 3339	31.2 - 31.8
12.51975 - 12.52025	240 - 285	3345.8 - 3358	36.43 - 36.5
12.57675 - 12.57725	322 - 335.4	3600 - 4400	([2])

7.2. TEST PROCEDURES

1) The EUT is placed on a turntable, which is 1.5m above the ground plane.
2) The turntable shall be rotated for 360 degrees to determine the position of maximum emission level.
3) EUT is set 3m away from the receiving antenna, which is varied from 1m to 4m to find out the highest emission.
4) Set the spectrum analyzer in the following setting in order to capture the lower and upper band-edges of the emission:
   a) PEAK: RBW=1MHz / VBW=1MHz / Sweep=AUTO
   b) AVERAGE: RBW=1MHz / VBW=1/T / Sweep=AUTO
5) Repeat the procedures until all the PEAK and AVERAGE versus POLARIZATION are measured.

7.3. TEST SETUP

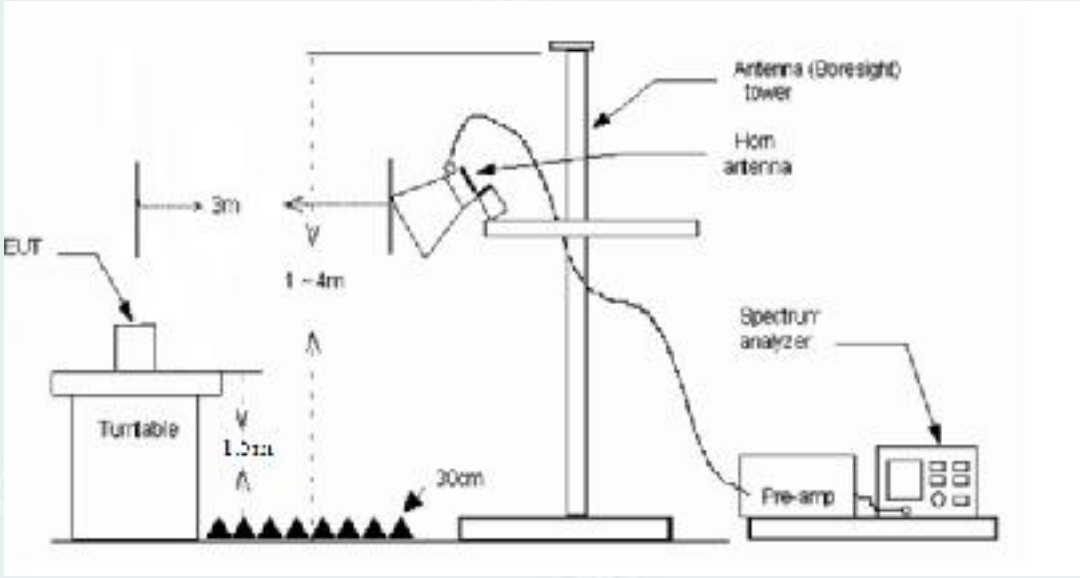

7.4. TEST RESULTS

802.11a mode/5180MHz

Detector mode: Peak Polarity: Horizontal

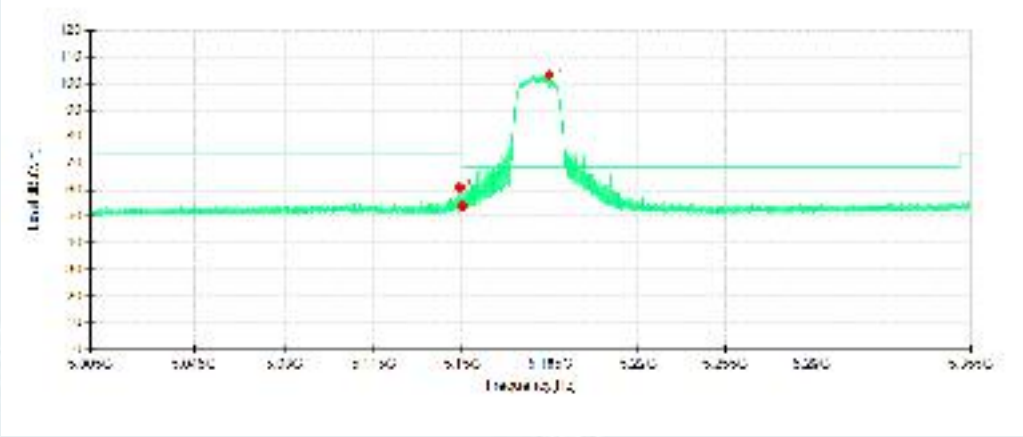

Detector mode: Peak Polarity: Vertical

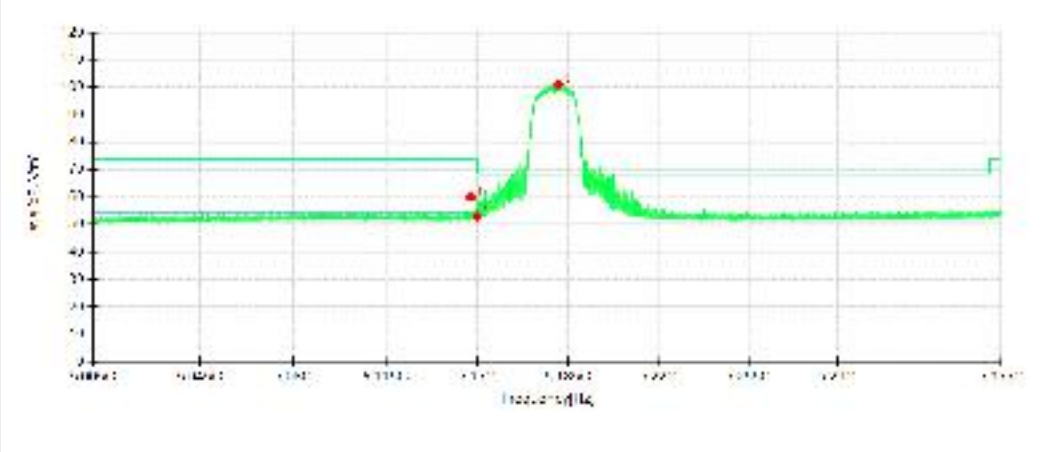

No.	Frequency MHz	Reading dBμV/m	Level dBμV/m	Factor dB	Limit dBuV/m	Margin dB	Height cm	Angle °	Pole	Comment
1	5148.8325	48.13	61.00	12.87	74.00	13.00	200	66	Horizontal	/
2	5150.0050	41.07	53.91	12.84	68.30	14.39	100	142	Horizontal	/
3	5184.2525	89.47	103.14	13.67	68.30	-34.84	200	59	Horizontal	No limit
1	5147.4325	47.22	60.12	12.90	74.00	13.88	200	218	Vertical	/
2	5150.0050	40.15	52.99	12.84	68.30	15.31	200	20	Vertical	/
3	5181.2425	87.40	101.00	13.60	68.30	-32.70	200	218	Vertical	No limit

802.11a mode/5180MHz

Detector mode: Average Polarity: Horizontal

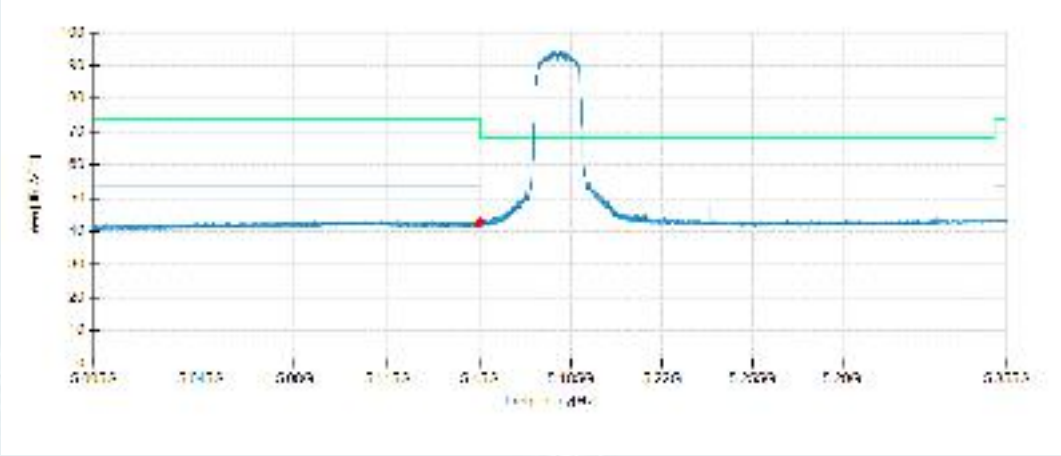

Detector mode: Average Polarity: Vertical

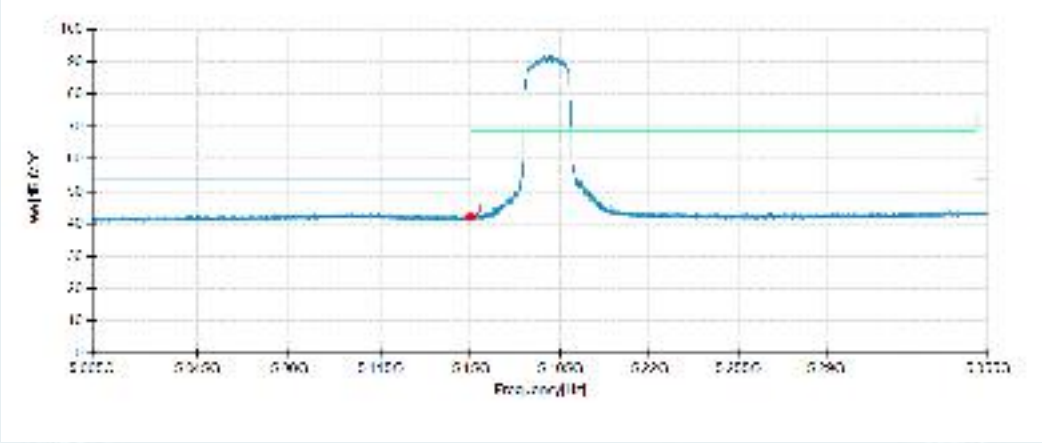

No.	Frequency MHz	Reading dBμV/m	Level dBμV/m	Factor dB	Limit dBuV/m	Margin dB	Height cm	Angle °	Pole	Comment
1	5150.0050	29.79	42.63	12.84	54.00	11.37	200	61	Horizontal	/
1	5150.0050	29.36	42.20	12.84	54.00	11.80	200	0	Vertical	/

802.11a mode/5200MHz

Detector mode: Peak Polarity: Horizontal

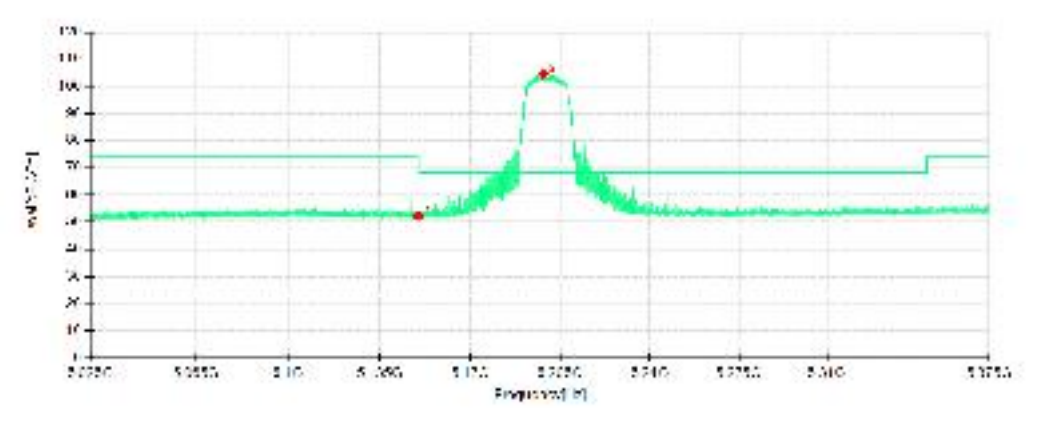

Detector mode: Peak Polarity: Vertical

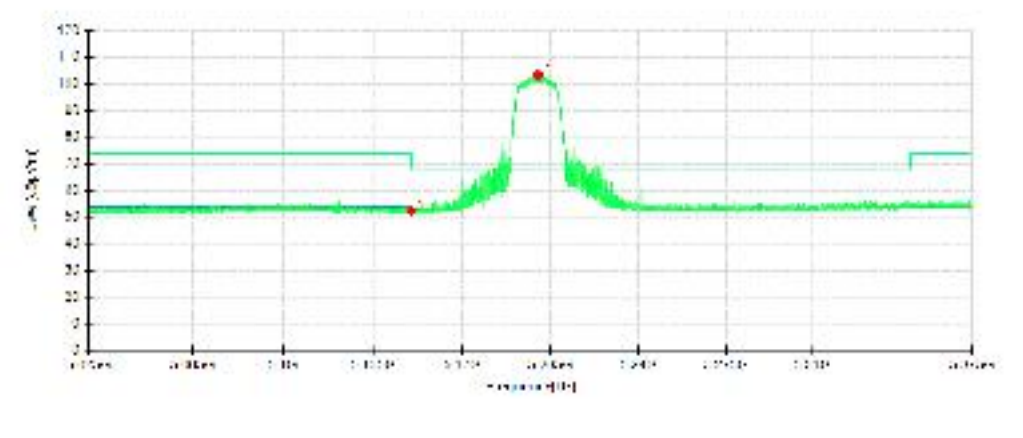

No.	Frequency MHz	Reading dBμV/m	Level dBμV/m	Factor dB	Limit dBuV/m	Margin dB	Height cm	Angle °	Pole	Comment
1	5150.0025	39.50	52.34	12.84	68.30	15.96	200	218	Horizontal	/
2	5198.4775	90.50	104.51	14.01	68.30	-36.21	200	60	Horizontal	No limit
1	5150.0025	39.66	52.50	12.84	68.30	15.80	200	27	Vertical	/
2	5199.9825	89.39	103.44	14.05	68.30	-35.14	200	218	Vertical	No limit

802.11a mode/5200MHz

Detector mode: Average Polarity: Horizontal

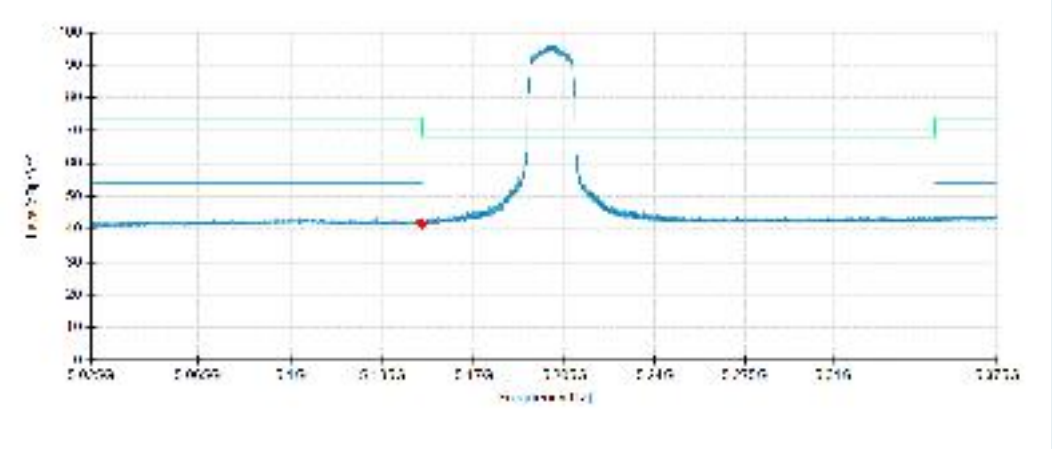

Detector mode: Average Polarity: Vertical

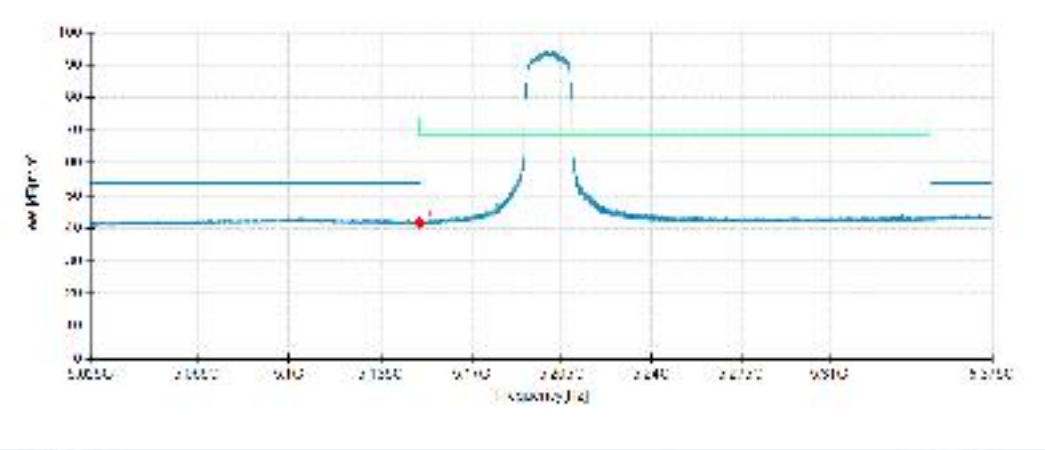

No.	Frequency MHz	Reading dBμV/m	Level dBμV/m	Factor dB	Limit dBuV/m	Margin dB	Height cm	Angle °	Pole	Comment
1	5150.0025	28.88	41.72	12.84	54.00	12.28	200	55	Horizontal	/
1	5150.0025	28.92	41.76	12.84	54.00	12.24	100	338	Vertical	/

802.11a mode/5240MHz

Detector mode: Peak Polarity: Horizontal

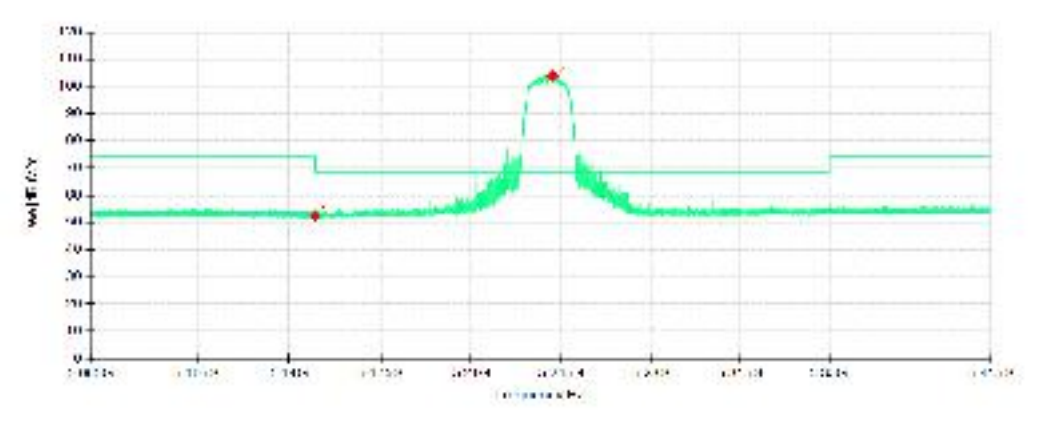

Detector mode: Peak Polarity: Vertical

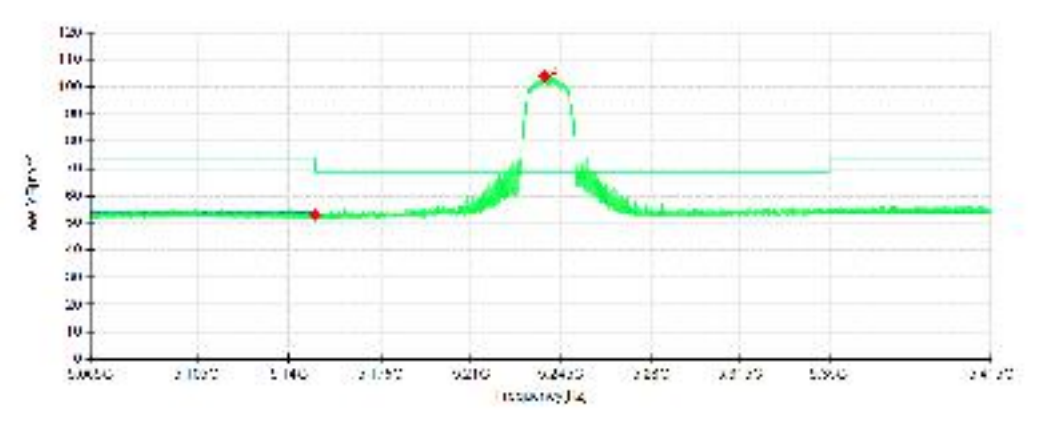

No.	Frequency MHz	Reading dBμV/m	Level dBμV/m	Factor dB	Limit dBuV/m	Margin dB	Height cm	Angle °	Pole	Comment
1	5150.0150	39.65	52.49	12.84	68.30	15.81	200	218	Horizontal	/
2	5241.5050	90.55	103.92	13.37	68.30	-35.62	200	50	Horizontal	No limit
1	5150.0150	40.19	53.03	12.84	68.30	15.27	200	99	Vertical	/
2	5238.4950	90.58	104.00	13.42	68.30	-35.70	200	218	Vertical	No limit

802.11a mode/5240MHz

Detector mode: Average Polarity: Horizontal

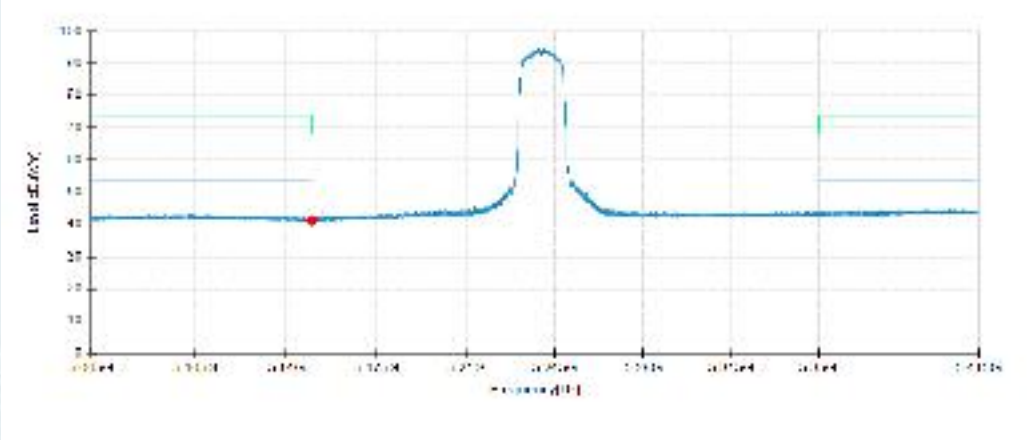

Detector mode: Average Polarity: Vertical

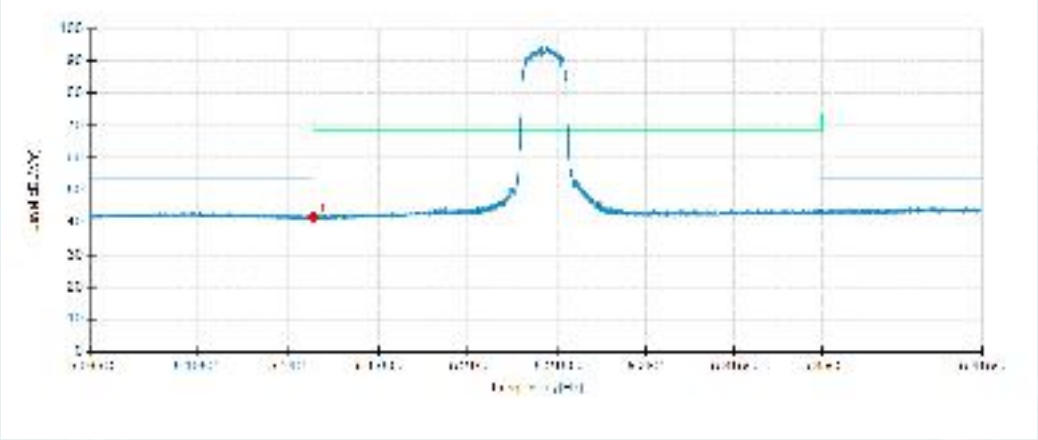

No.	Frequency MHz	Reading dBμV/m	Level dBμV/m	Factor dB	Limit dBuV/m	Margin dB	Height cm	Angle °	Pole	Comment
1	5150.0150	28.39	41.23	12.84	54.00	12.77	100	197	Horizontal	/
1	5150.0150	29.02	41.86	12.84	54.00	12.14	200	244	Vertical	/

802.11a mode/5260MHz

Detector mode: Peak Polarity: Horizontal

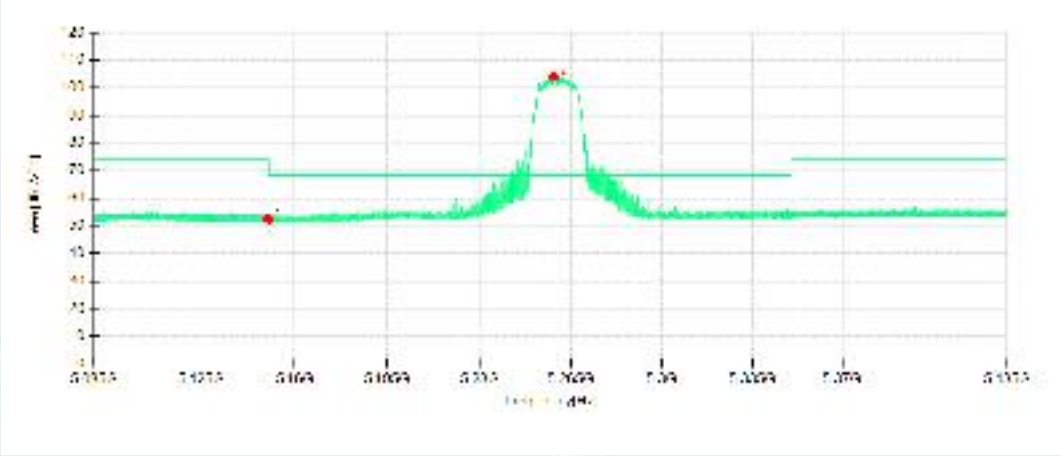

Detector mode: Peak Polarity: Vertical

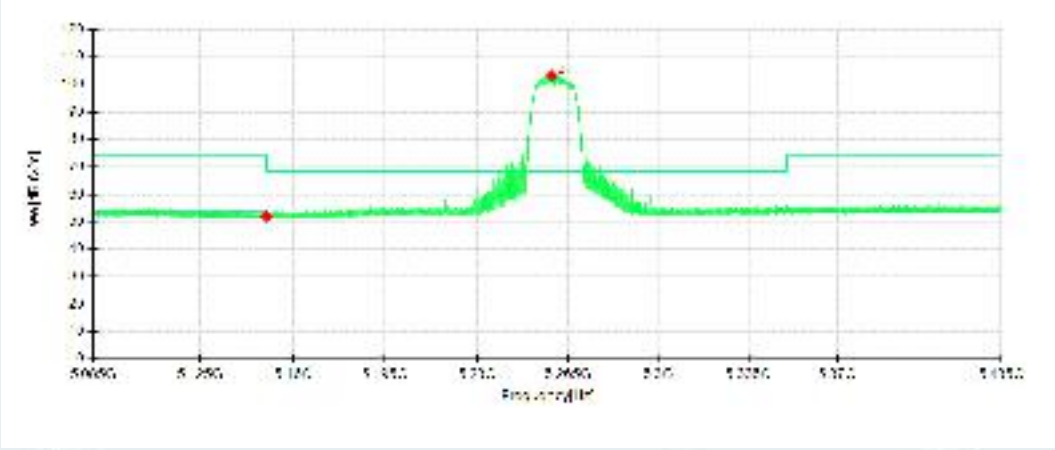

No.	Frequency MHz	Reading dBμV/m	Level dBμV/m	Factor dB	Limit dBuV/m	Margin dB	Height cm	Angle °	Pole	Comment
1	5150.0125	39.62	52.46	12.84	68.30	15.84	100	142	Horizontal	/
2	5258.4075	90.78	104.03	13.25	68.30	-35.73	200	66	Horizontal	No limit
1	5150.0125	39.09	51.93	12.84	68.30	16.37	100	142	Vertical	/
2	5258.8275	89.98	103.23	13.25	68.30	-34.93	200	218	Vertical	No limit

802.11a mode/5260MHz

Detector mode: Average Polarity: Horizontal

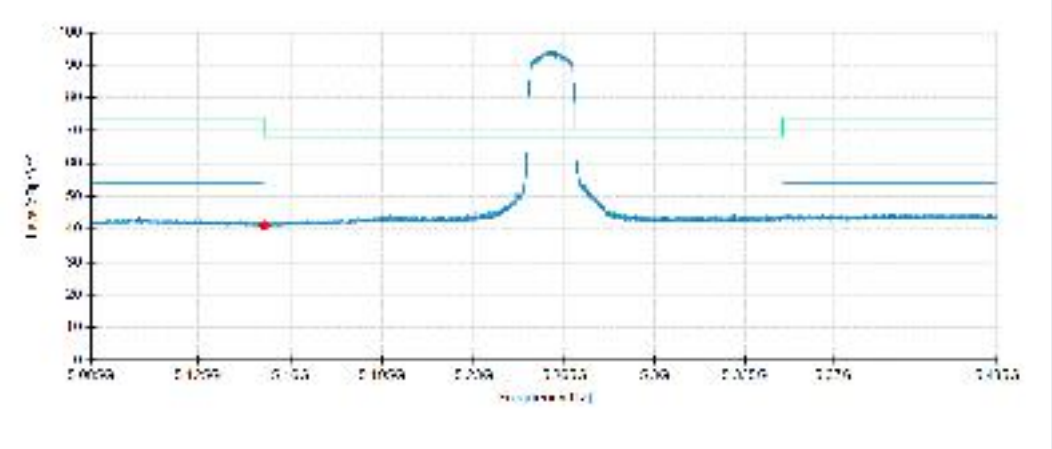

Detector mode: Average Polarity: Vertical

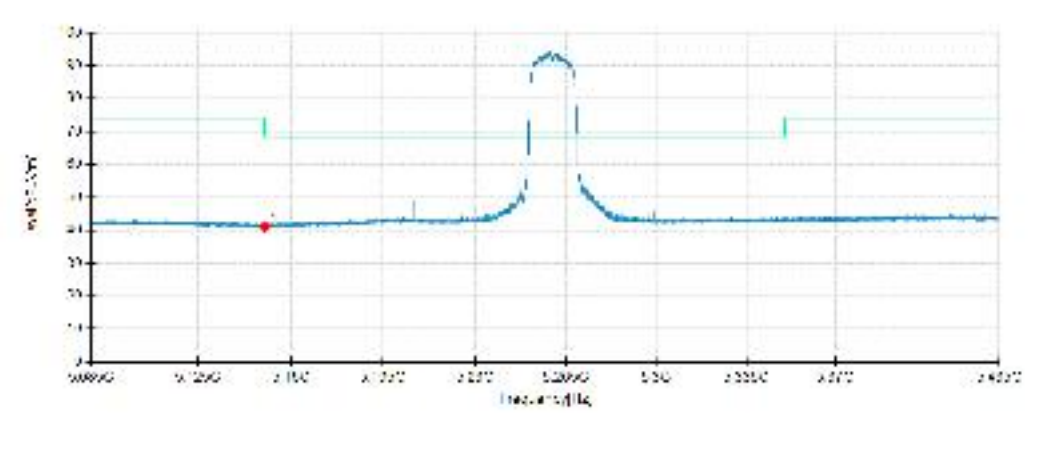

No.	Frequency MHz	Reading dBμV/m	Level dBμV/m	Factor dB	Limit dBuV/m	Margin dB	Height cm	Angle °	Pole	Comment
1	5150.0300	28.33	41.17	12.84	54.00	12.83	100	116	Horizontal	/
1	5150.0300	28.18	41.02	12.84	54.00	12.98	200	244	Vertical	/

802.11a mode/5300MHz

Detector mode: Peak Polarity: Horizontal

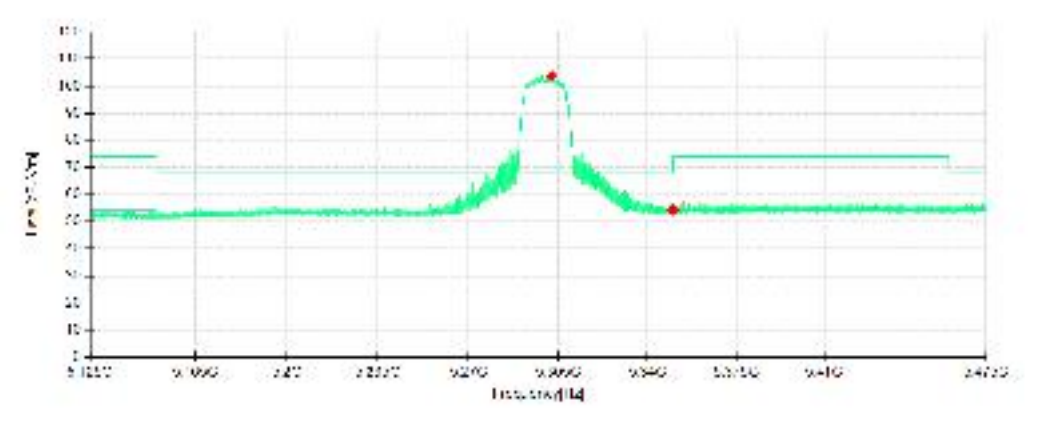

Detector mode: Peak Polarity: Vertical

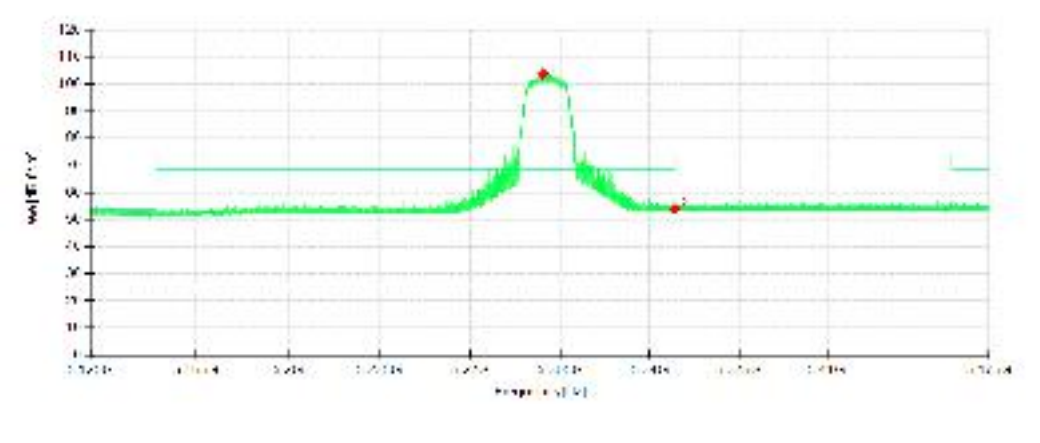

No.	Frequency MHz	Reading dBμV/m	Level dBμV/m	Factor dB	Limit dBuV/m	Margin dB	Height cm	Angle °	Pole	Comment
1	5302.4850	90.46	103.86	13.40	68.30	-35.56	200	57	Horizontal	No limit
2	5350.0150	40.25	54.30	14.05	74.00	19.70	200	4	Horizontal	/
1	5298.3550	90.44	103.81	13.37	68.30	-35.51	200	218	Vertical	No limit
2	5350.0150	39.91	53.96	14.05	74.00	20.04	100	265	Vertical	/

802.11a mode/5300MHz

Detector mode: Average Polarity: Horizontal

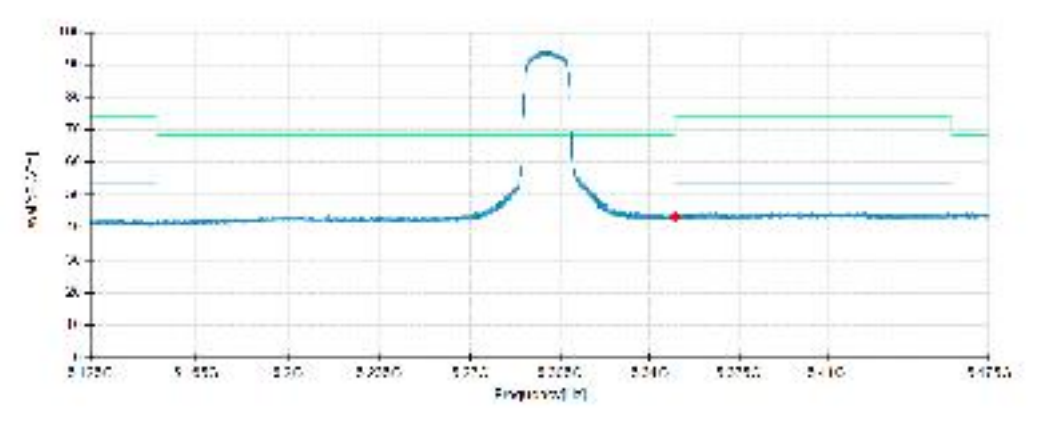

Detector mode: Average Polarity: Vertical

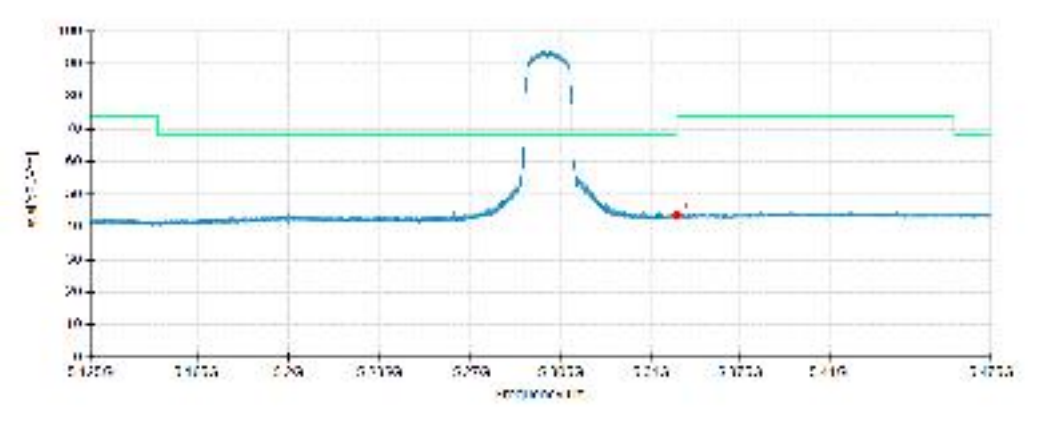

No.	Frequency MHz	Reading dBμV/m	Level dBμV/m	Factor dB	Limit dBuV/m	Margin dB	Height cm	Angle °	Pole	Comment
1	5350.0150	29.20	43.25	14.05	54.00	10.75	200	41	Horizontal	/
1	5350.0150	29.61	43.66	14.05	54.00	10.34	200	244	Vertical	/

802.11a mode/5320MHz

Detector mode: Peak Polarity: Horizontal

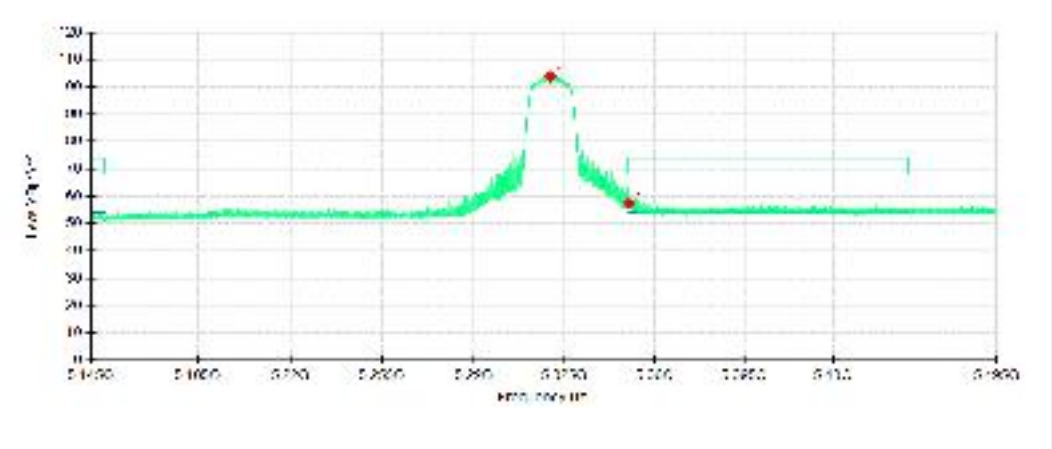

Detector mode: Peak Polarity: Vertical

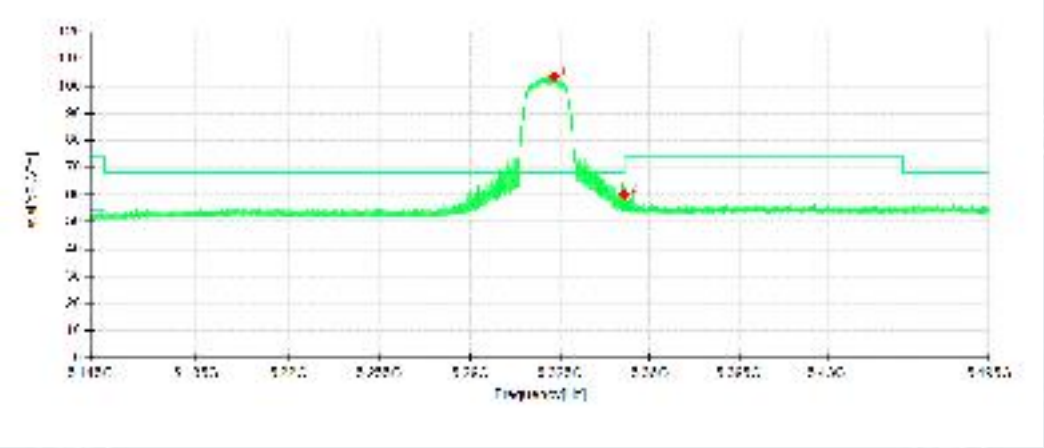

No.	Frequency MHz	Reading dBμV/m	Level dBμV/m	Factor dB	Limit dBuV/m	Margin dB	Height cm	Angle °	Pole	Comment
1	5319.6850	90.14	103.78	13.64	68.30	-35.48	200	43	Horizontal	No limit
2	5350.0125	43.35	57.40	14.05	74.00	16.60	200	43	Horizontal	
1	5322.7825	89.94	103.62	13.68	68.30	-35.32	200	218	Vertical	No limit
2	5350.0125	46.23	60.28	14.05	74.00	13.72	200	218	Vertical	

802.11a mode/5320MHz

Detector mode: Average Polarity: Horizontal

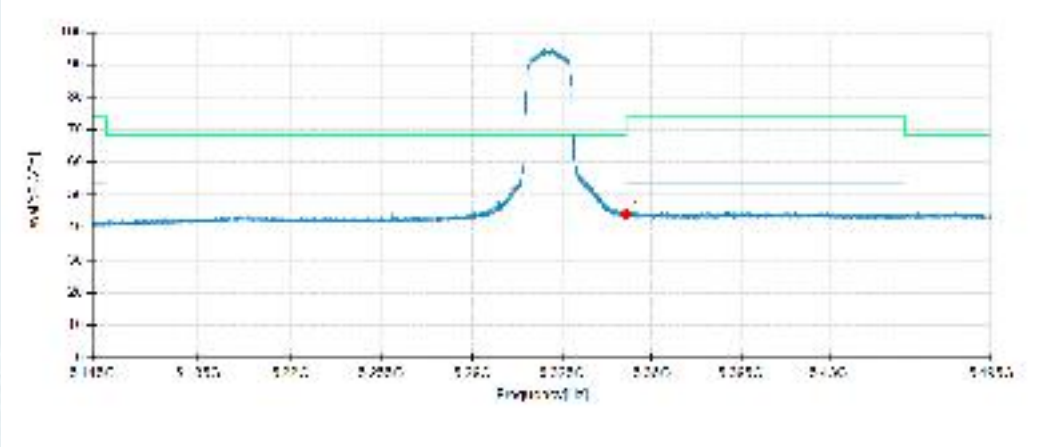

Detector mode: Average Polarity: Vertical

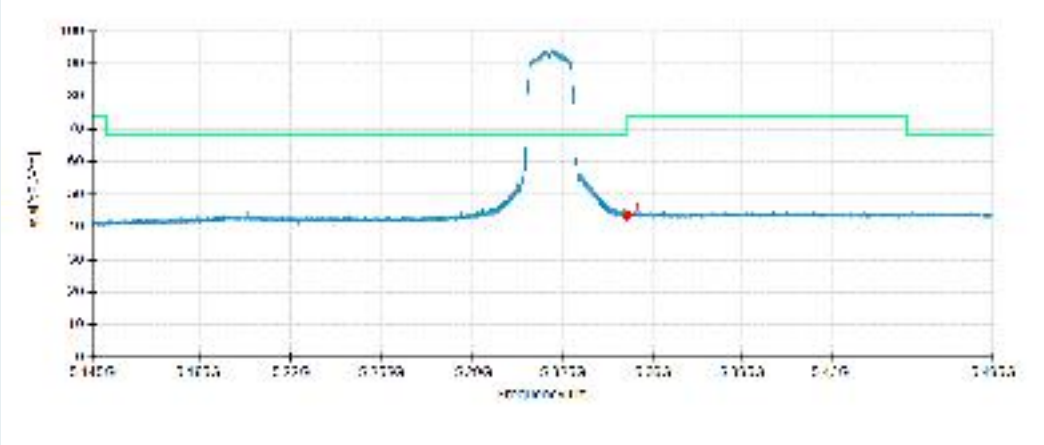

No.	Frequency MHz	Reading dBμV/m	Level dBμV/m	Factor dB	Limit dBuV/m	Margin dB	Height cm	Angle °	Pole	Comment
1	5350.0125	30.14	44.19	14.05	54.00	9.81	200	63	Horizontal	/
1	5350.0125	29.47	43.52	14.05	54.00	10.48	200	244	Vertical	/

802.11a mode/5500MHz

Detector mode: Peak Polarity: Horizontal

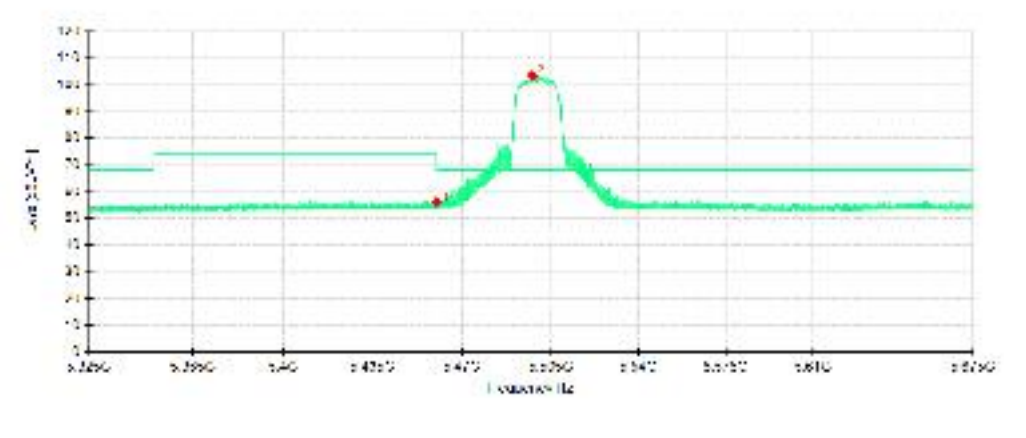

Detector mode: Peak Polarity: Vertical

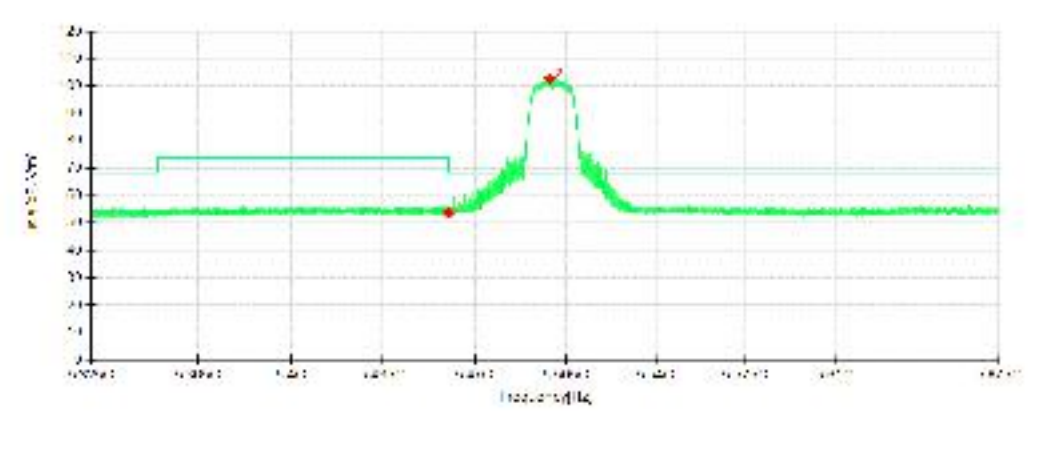

No.	Frequency MHz	Reading dBμV/m	Level dBμV/m	Factor dB	Limit dBuV/m	Margin dB	Height cm	Angle °	Pole	Comment
1	5460.0125	41.43	56.26	14.83	68.30	12.04	200	60	Horizontal	/
2	5497.6725	88.57	103.53	14.96	68.30	-35.23	200	2	Horizontal	No limit
1	5460.0125	38.99	53.82	14.83	68.30	14.48	100	316	Vertical	/
2	5498.9675	87.73	102.70	14.97	68.30	-34.40	200	218	Vertical	No limit

802.11a mode/5500MHz

Detector mode: Average Polarity: Horizontal

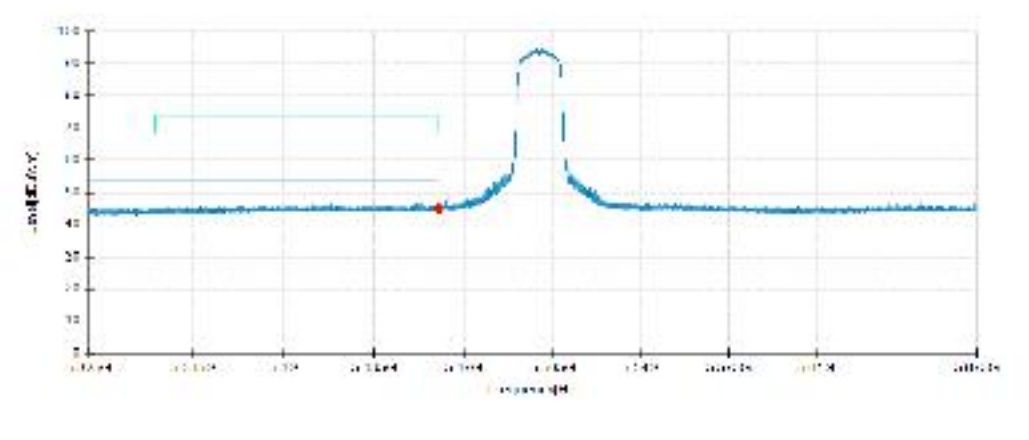

Detector mode: Average Polarity: Vertical

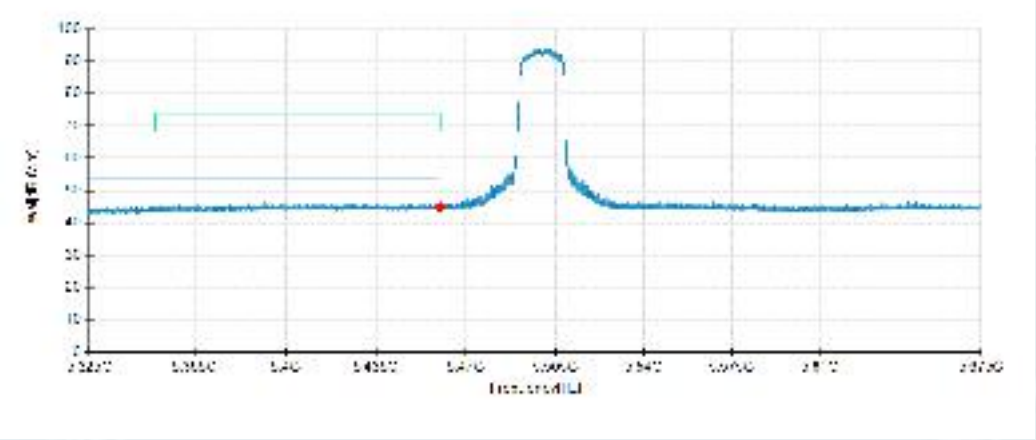

No.	Frequency MHz	Reading dBμV/m	Level dBμV/m	Factor dB	Limit dBuV/m	Margin dB	Height cm	Angle °	Pole	Comment
1	5460.0125	30.11	44.94	14.83	54.00	9.06	100	252	Horizontal	/
1	5460.0125	29.89	44.72	14.83	54.00	9.28	200	244	Vertical	/

802.11a mode/5580MHz

Detector mode: Peak Polarity: Horizontal

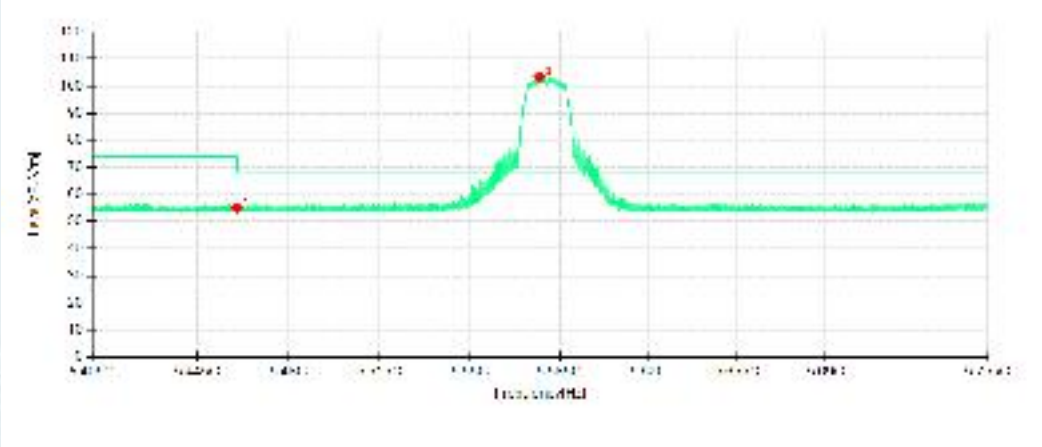

Detector mode: Peak Polarity: Vertical

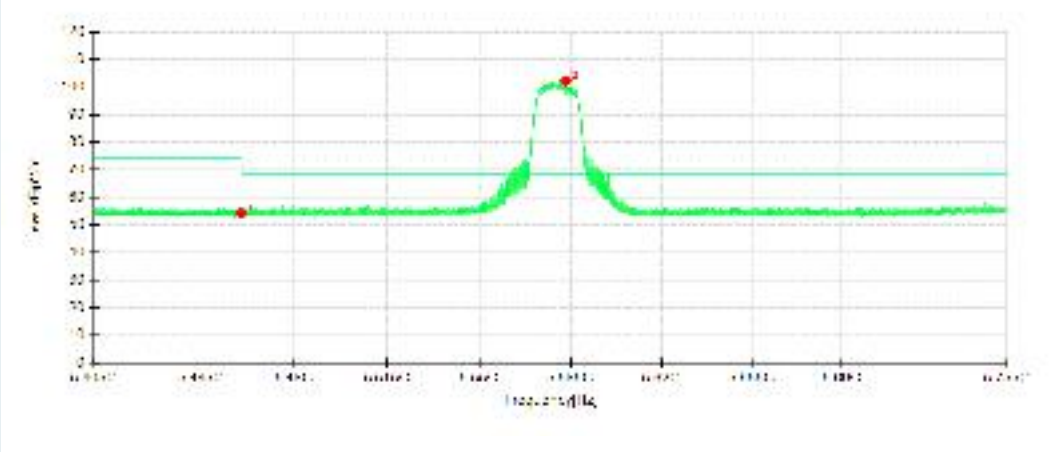

No.	Frequency MHz	Reading dBμV/m	Level dBμV/m	Factor dB	Limit dBuV/m	Margin dB	Height cm	Angle °	Pole	Comment
1	5460.0000	40.18	55.01	14.83	74.00	18.99	100	35	Horizontal	/
2	5577.0250	88.30	103.46	15.16	68.30	-35.16	100	28	Horizontal	No limit
1	5460.0000	39.30	54.13	14.83	74.00	19.87	100	199	Vertical	/
2	5583.2550	87.15	102.24	15.09	68.30	-33.94	200	255	Vertical	No limit

802.11a mode/5580MHz

Detector mode: Average Polarity: Horizontal

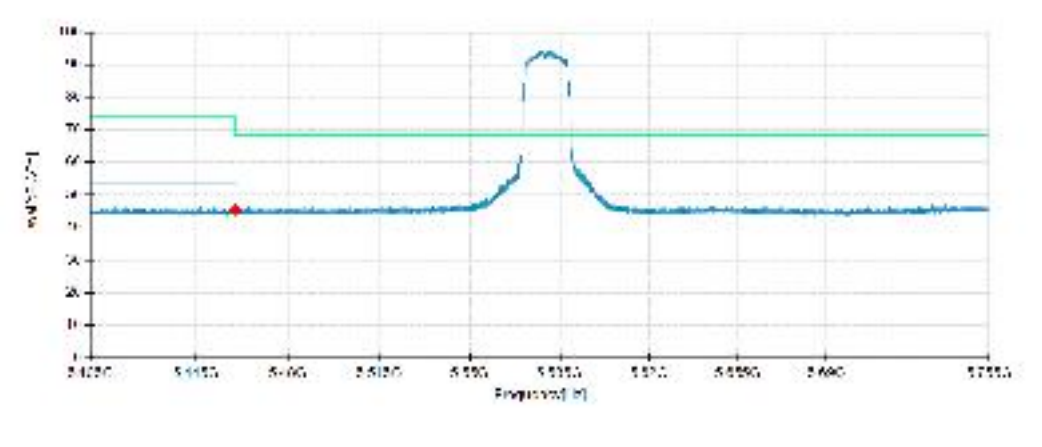

Detector mode: Average Polarity: Vertical

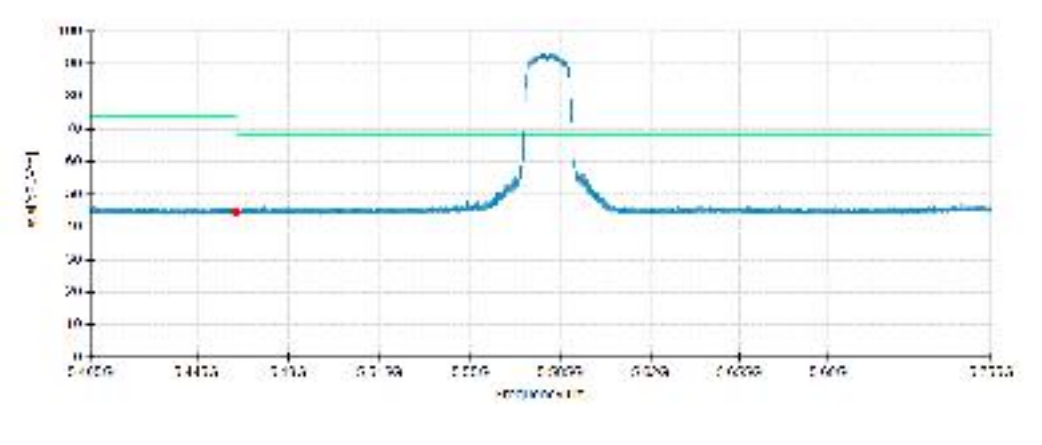

No.	Frequency MHz	Reading dBμV/m	Level dBμV/m	Factor dB	Limit dBuV/m	Margin dB	Height cm	Angle °	Pole	Comment
1	5460.0000	30.61	45.44	14.83	54.00	8.56	200	287	Horizontal	/
1	5460.0000	29.71	44.54	14.83	54.00	9.46	100	28	Vertical	/

802.11a mode/5700MHz

Detector mode: Peak Polarity: Horizontal

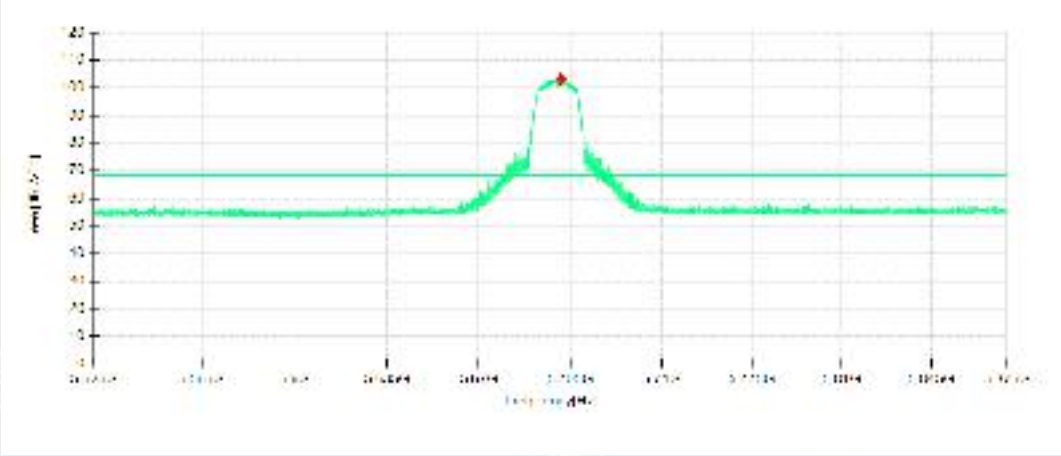

Detector mode: Peak Polarity: Vertical

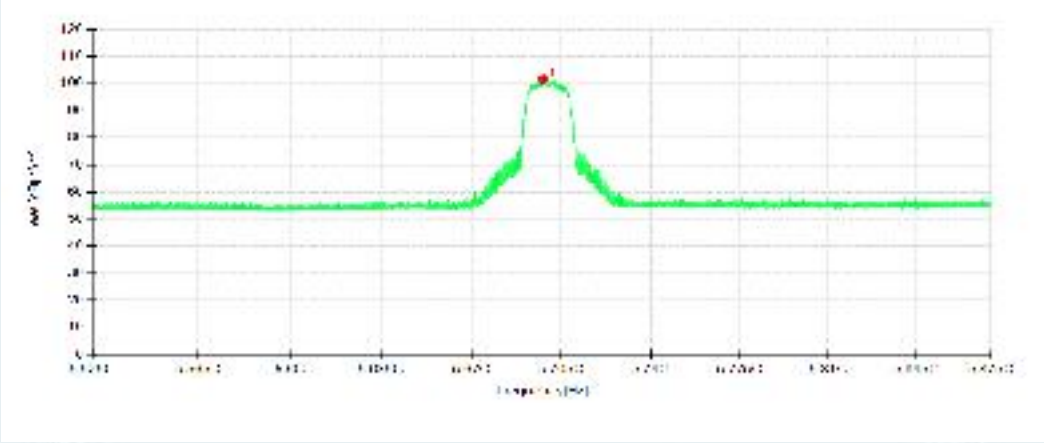

No.	Frequency MHz	Reading dBμV/m	Level dBμV/m	Factor dB	Limit dBuV/m	Margin dB	Height cm	Angle °	Pole	Comment
1	5701.2075	87.78	103.05	15.27	68.30	-34.75	100	28	Horizontal	No limit
1	5697.8475	86.43	101.70	15.27	68.30	-33.40	200	261	Vertical	No limit

802.11a mode/5700MHz

Detector mode: Average Polarity: Horizontal

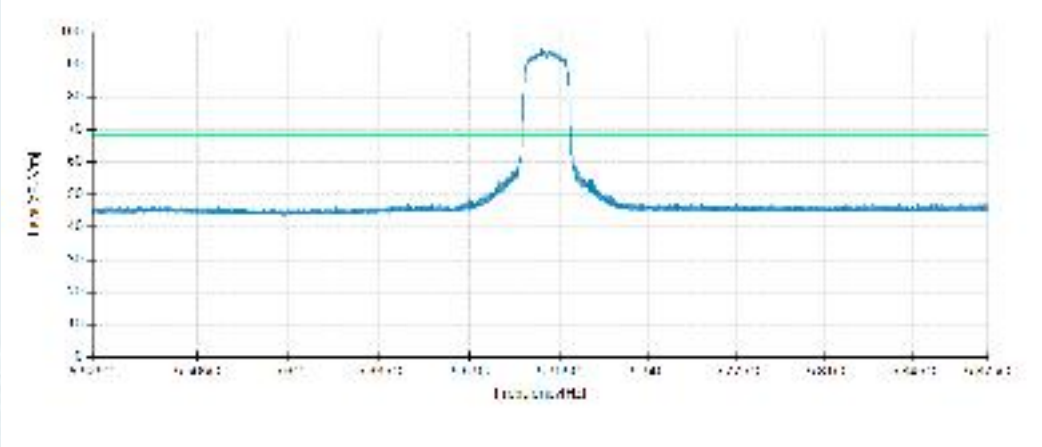

Detector mode: Average Polarity: Vertical

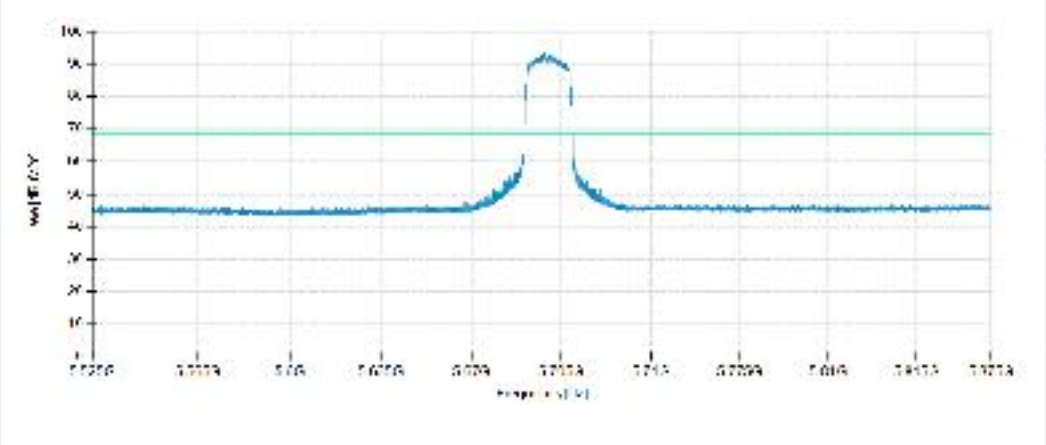

Remark: There is no limit to the main frequency signal

802.11n HT20 mode/5180MHz

Detector mode: Peak Polarity: Horizontal

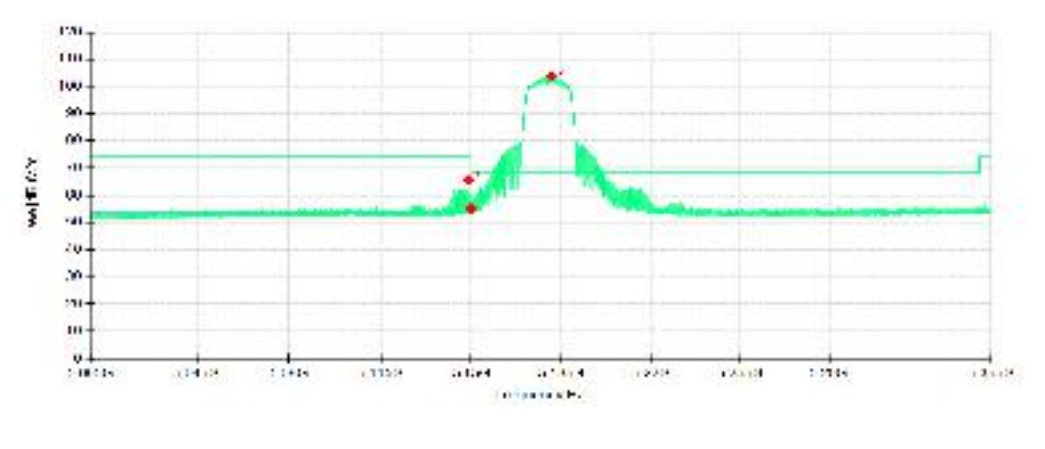

Detector mode: Peak Polarity: Vertical

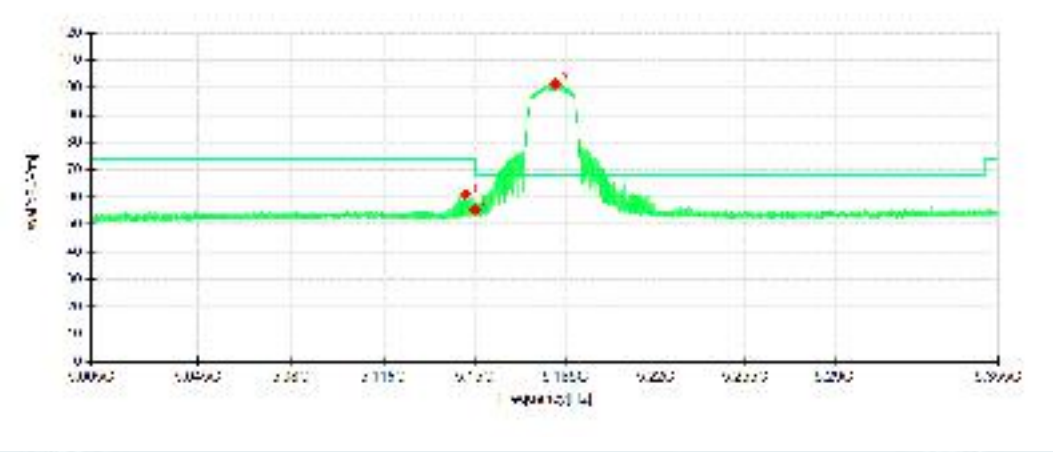

No.	Frequency MHz	Reading dBμV/m	Level dBμV/m	Factor dB	Limit dBuV/m	Margin dB	Height cm	Angle °	Pole	Comment
1	5149.0600	52.67	65.53	12.86	74.00	8.47	100	231	Horizontal	/
2	5150.0000	42.19	55.03	12.84	74.00	18.97	200	295	Horizontal	/
3	5181.0850	90.17	103.76	13.59	68.30	-35.46	200	116	Horizontal	No limit
1	5146.5575	48.24	61.16	12.92	74.00	12.84	200	280	Vertical	/
2	5150.0000	42.60	55.44	12.84	74.00	18.56	200	318	Vertical	/
3	5181.2425	87.87	101.47	13.60	68.30	-33.17	200	273	Vertical	No limit

802.11n HT20 mode/5180MHz

Detector mode: Average Polarity: Horizontal

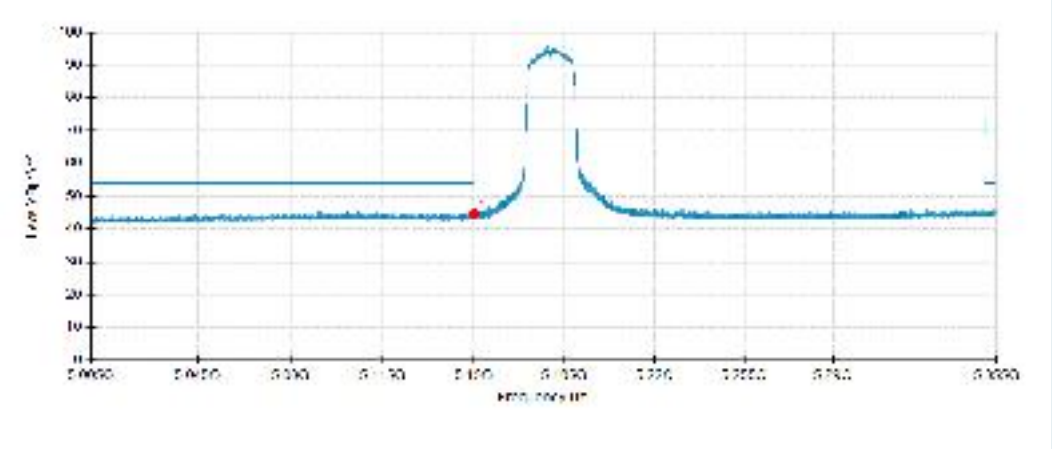

Detector mode: Average Polarity: Vertical

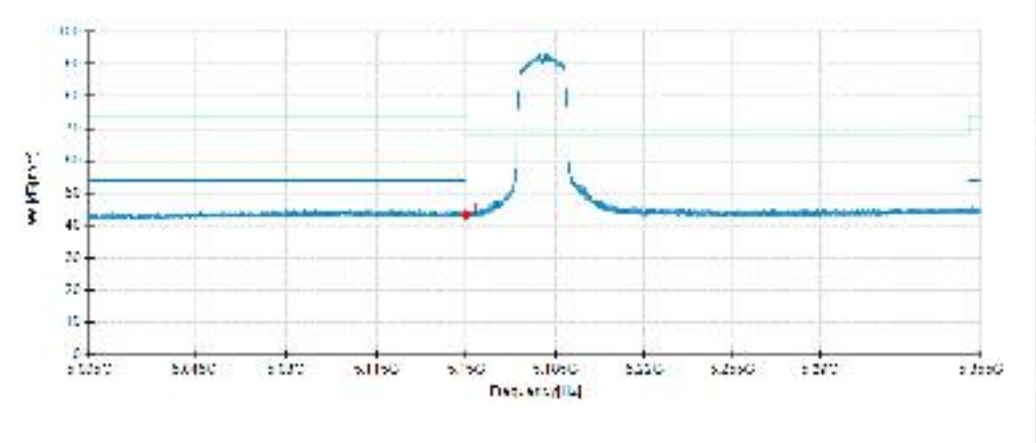

No.	Frequency MHz	Reading dBμV/m	Level dBμV/m	Factor dB	Limit dBuV/m	Margin dB	Height cm	Angle °	Pole	Comment
1	5150.0000	31.84	44.68	12.84	54.00	9.32	200	116	Horizontal	/
1	5150.0000	30.28	43.12	12.84	54.00	10.88	200	295	Vertical	/

802.11n HT20 mode/5200MHz

Detector mode: Peak Polarity: Horizontal

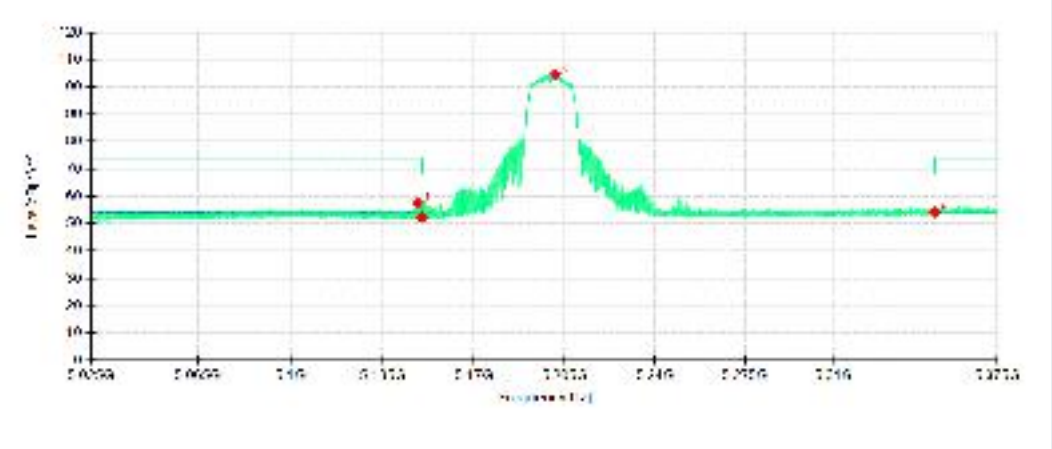

Detector mode: Peak Polarity: Vertical

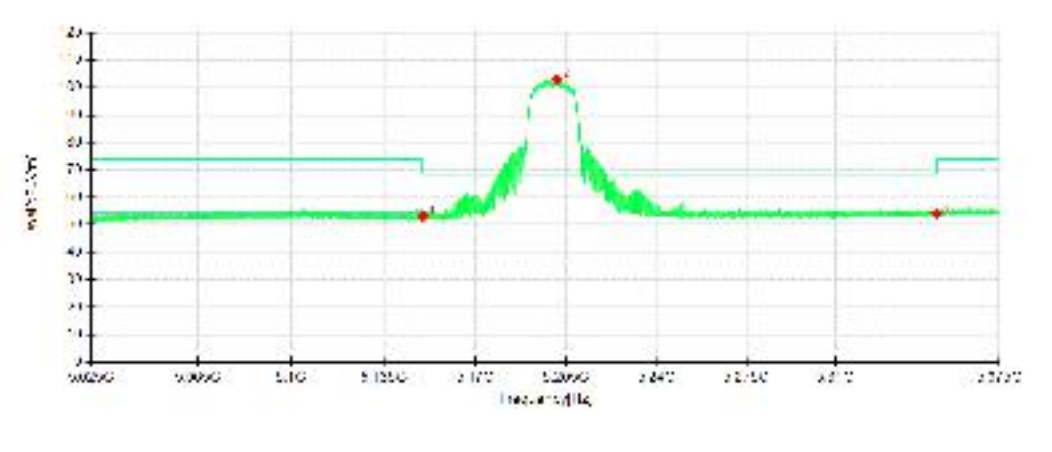

No.	Frequency MHz	Reading dBμV/m	Level dBμV/m	Factor dB	Limit dBuV/m	Margin dB	Height cm	Angle °	Pole	Comment
1	5148.4275	44.75	57.62	12.87	74.00	16.38	200	116	Horizontal	/
2	5150.0000	39.50	52.34	12.84	74.00	21.66	200	311	Horizontal	/
3	5201.3650	90.54	104.57	14.03	68.30	-36.27	200	116	Horizontal	No limit
4	5350.0000	40.20	54.25	14.05	74.00	19.75	200	266	Horizontal	/
1	5150.0000	40.30	53.14	12.84	74.00	20.86	200	155	Vertical	/
2	5201.4525	88.93	102.96	14.03	68.30	-34.66	200	276	Vertical	No limit
3	5350.0000	40.10	54.15	14.05	74.00	19.85	200	257	Vertical	/

802.11n HT20 mode/5200MHz

Detector mode: Average Polarity: Horizontal

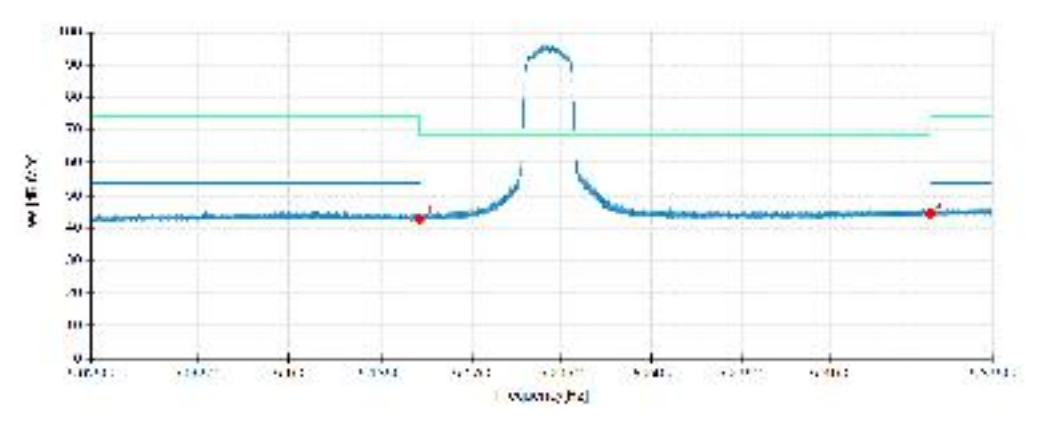

Detector mode: Average Polarity: Vertical

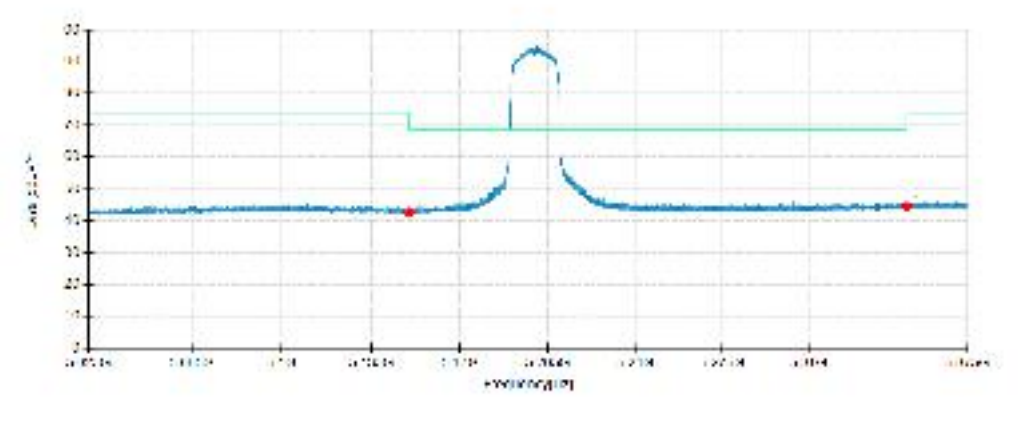

No.	Frequency MHz	Reading dBμV/m	Level dBμV/m	Factor dB	Limit dBuV/m	Margin dB	Height cm	Angle °	Pole	Comment
1	5150.0000	29.94	42.78	12.84	54.00	11.22	100	244	Horizontal	/
2	5350.0000	30.57	44.62	14.05	54.00	9.38	100	167	Horizontal	/
1	5150.0000	29.75	42.59	12.84	54.00	11.41	200	268	Vertical	/
2	5350.0000	30.45	44.50	14.05	54.00	9.50	100	244	Vertical	/

802.11n HT20 mode/5240MHz

Detector mode: Peak Polarity: Horizontal

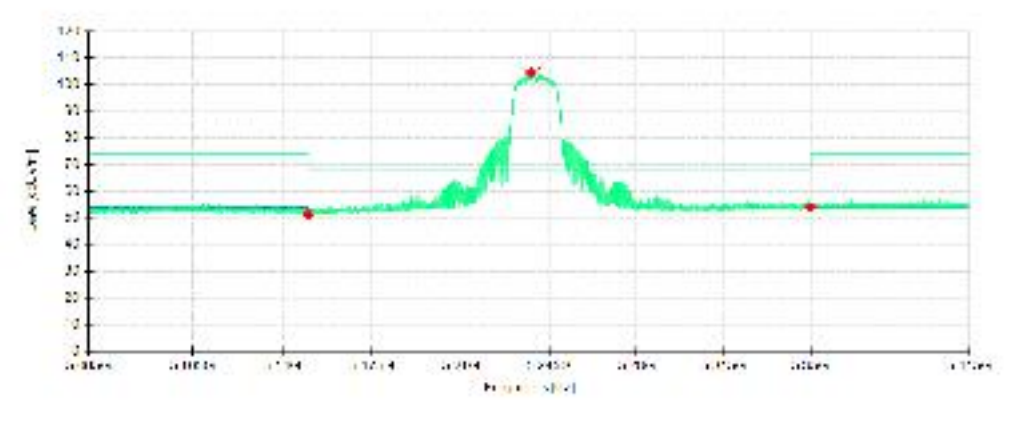

Detector mode: Peak Polarity: Vertical

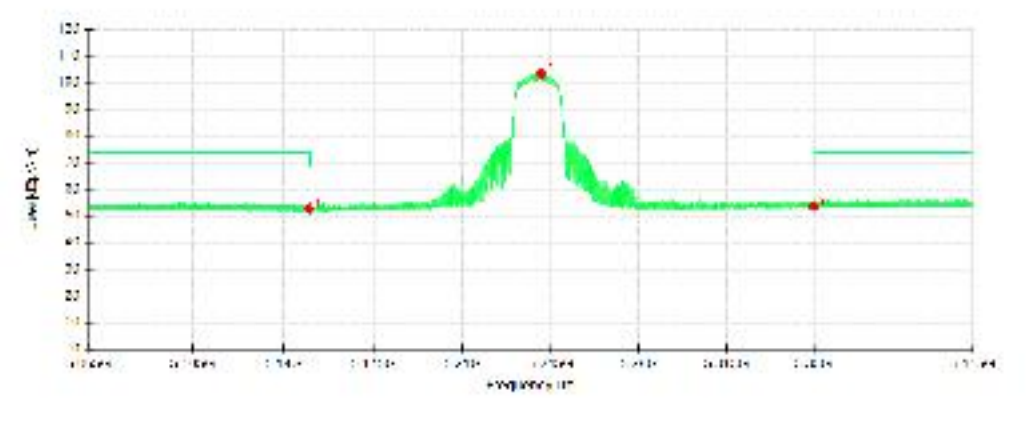

No.	Frequency MHz	Reading dBμV/m	Level dBμV/m	Factor dB	Limit dBuV/m	Margin dB	Height cm	Angle °	Pole	Comment
1	5150.0000	38.32	51.16	12.84	74.00	22.84	200	357	Horizontal	/
2	5237.8125	91.22	104.65	13.43	68.30	-36.35	200	116	Horizontal	No limit
3	5350.0000	39.99	54.04	14.05	74.00	19.96	200	116	Horizontal	/
1	5150.0000	39.82	52.66	12.84	74.00	21.34	100	7	Vertical	/
2	5241.1375	89.98	103.36	13.38	68.30	-35.06	200	270	Vertical	No limit
3	5350.0000	39.44	53.49	14.05	74.00	20.51	200	180	Vertical	/

802.11n HT20 mode/5240MHz

Detector mode: Average Polarity: Horizontal

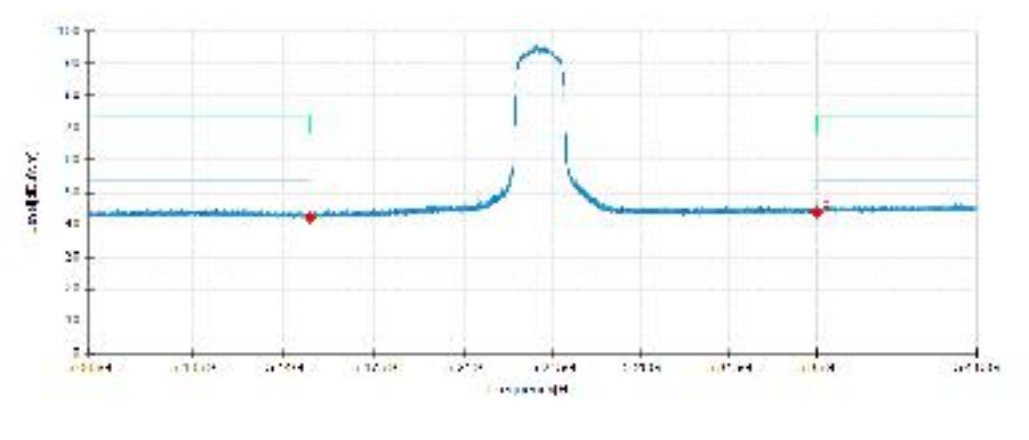

Detector mode: Average Polarity: Vertical

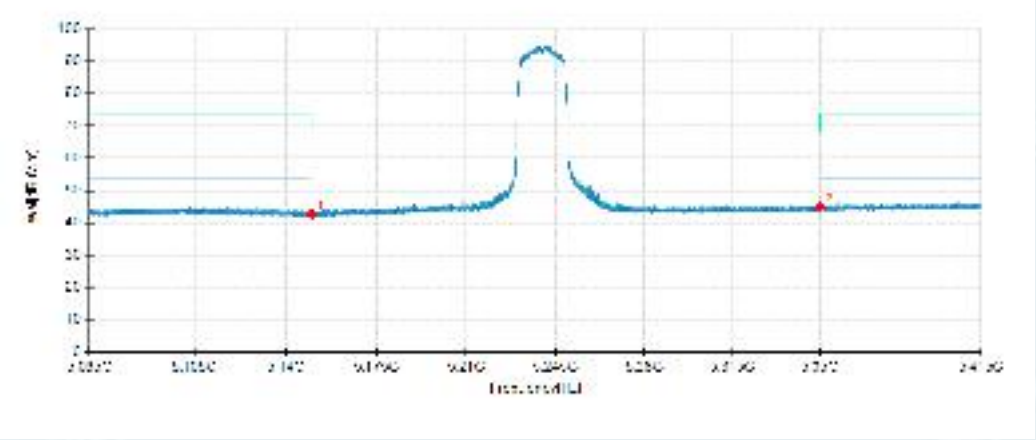

No.	Frequency MHz	Reading dBμV/m	Level dBμV/m	Factor dB	Limit dBuV/m	Margin dB	Height cm	Angle °	Pole	Comment
1	5150.0000	29.35	42.19	12.84	54.00	11.81	200	116	Horizontal	/
2	5350.0000	29.68	43.73	14.05	54.00	10.27	100	45	Horizontal	/
1	5150.0000	29.80	42.64	12.84	54.00	11.36	100	244	Vertical	/
2	5350.0000	30.87	44.92	14.05	54.00	9.08	100	85	Vertical	/

802.11n HT20 mode/5260MHz

Detector mode: Peak Polarity: Horizontal

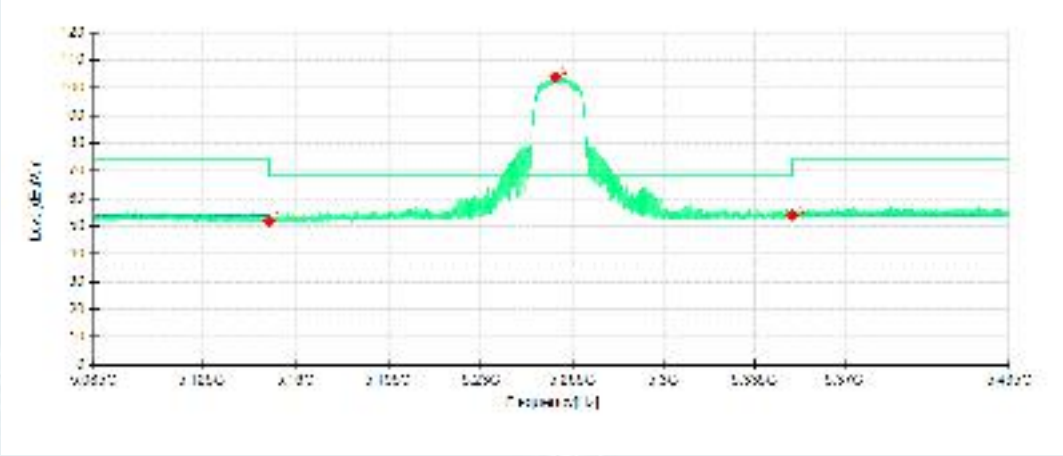

Detector mode: Peak Polarity: Vertical

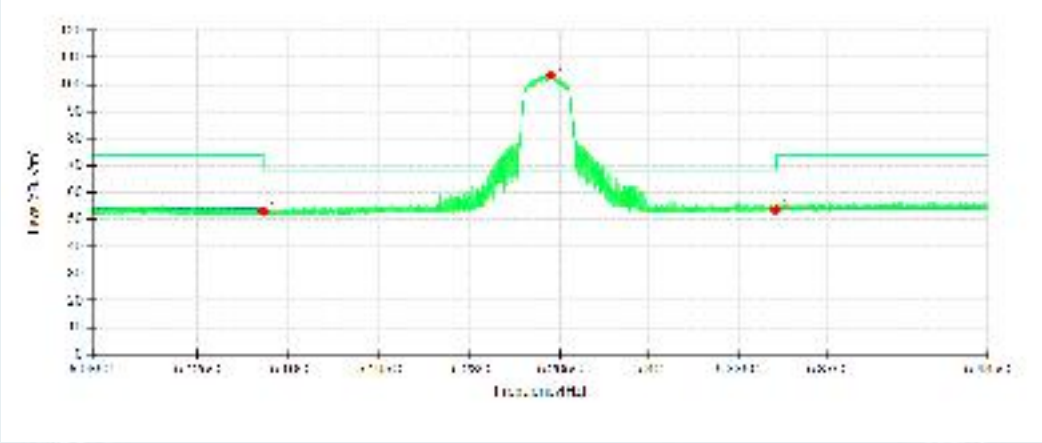

No.	Frequency MHz	Reading dBμV/m	Level dBμV/m	Factor dB	Limit dBuV/m	Margin dB	Height cm	Angle °	Pole	Comment
1	5150.0000	38.98	51.82	12.84	74.00	22.18	200	116	Horizontal	/
2	5258.4425	90.66	103.91	13.25	68.30	-35.61	200	116	Horizontal	No limit
3	5350.0000	39.88	53.93	14.05	74.00	20.07	200	116	Horizontal	/
1	5150.0000	40.18	53.02	12.84	74.00	20.98	100	123	Vertical	/
2	5261.2425	90.29	103.55	13.26	68.30	-35.25	200	268	Vertical	No limit
3	5350.0000	39.54	53.59	14.05	74.00	20.41	100	244	Vertical	/

802.11n HT20 mode/5260MHz

Detector mode: Average Polarity: Horizontal

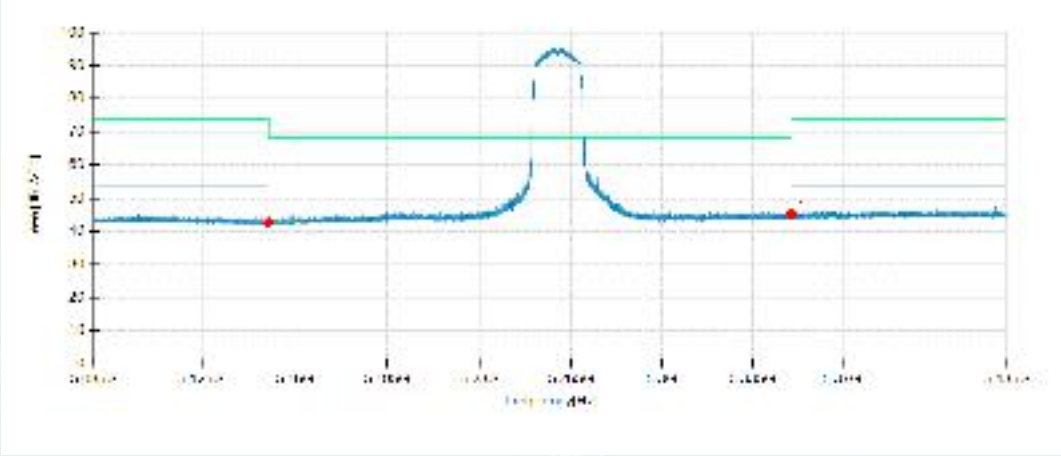

Detector mode: Average Polarity: Vertical

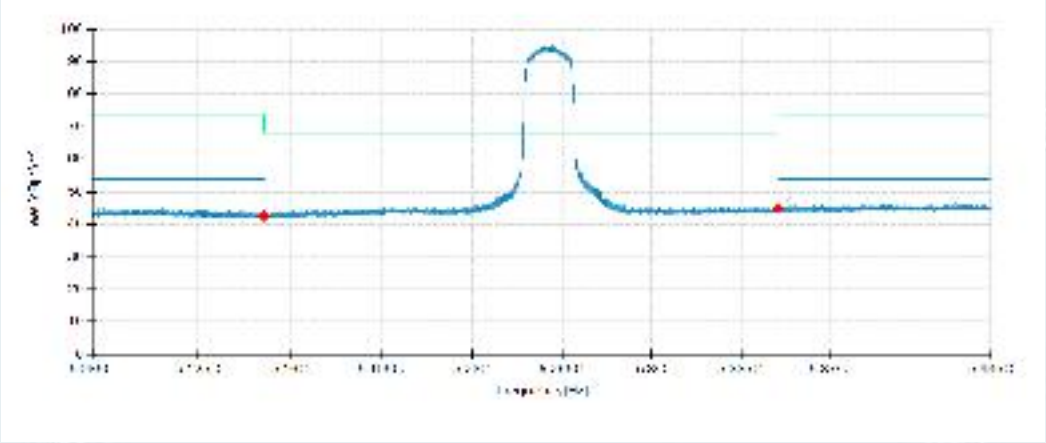

No.	Frequency MHz	Reading dBμV/m	Level dBμV/m	Factor dB	Limit dBuV/m	Margin dB	Height cm	Angle °	Pole	Comment
1	5150.0000	29.79	42.63	12.84	54.00	11.37	200	262	Horizontal	/
2	5350.0000	31.19	45.24	14.05	54.00	8.76	200	116	Horizontal	/
1	5150.0000	29.74	42.58	12.84	54.00	11.42	100	244	Vertical	/
2	5350.0000	30.84	44.89	14.05	54.00	9.11	200	116	Vertical	/

802.11n HT20 mode/5300MHz

Detector mode: Peak Polarity: Horizontal

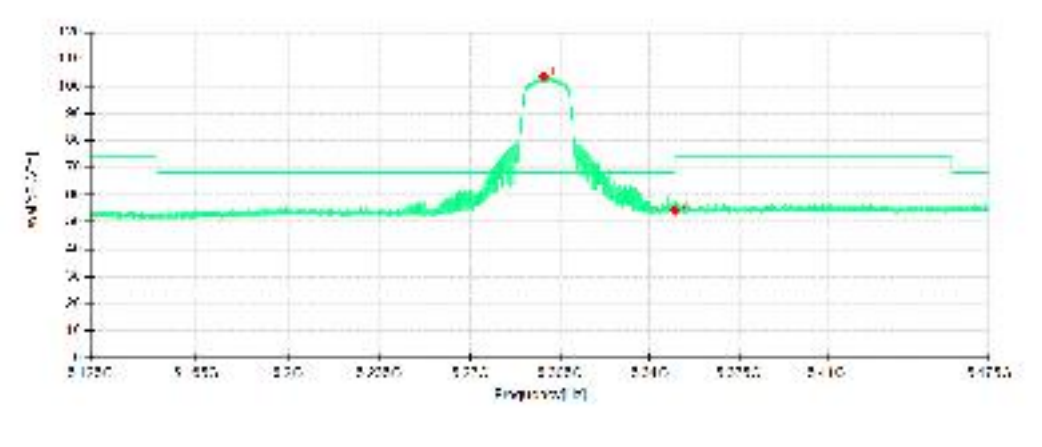

Detector mode: Peak Polarity: Vertical

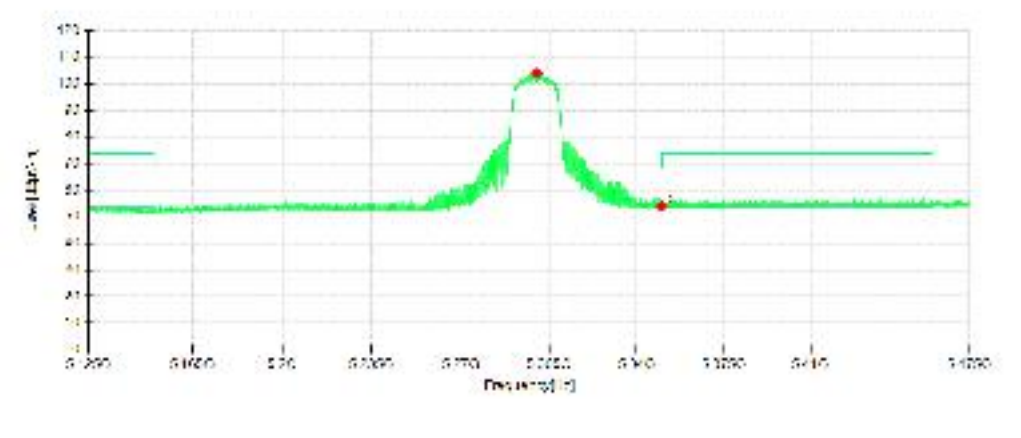

No.	Frequency MHz	Reading dBμV/m	Level dBμV/m	Factor dB	Limit dBuV/m	Margin dB	Height cm	Angle °	Pole	Comment
1	5298.6525	90.25	103.62	13.37	68.30	-35.32	200	116	Horizontal	No limit
2	5350.0000	40.27	54.32	14.05	74.00	19.68	200	360	Horizontal	/
1	5300.1575	90.64	104.01	13.37	68.30	-35.71	200	268	Vertical	No limit
2	5350.0000	40.02	54.07	14.05	74.00	19.93	100	48	Vertical	/

802.11n HT20 mode/5300MHz

Detector mode: Average Polarity: Horizontal

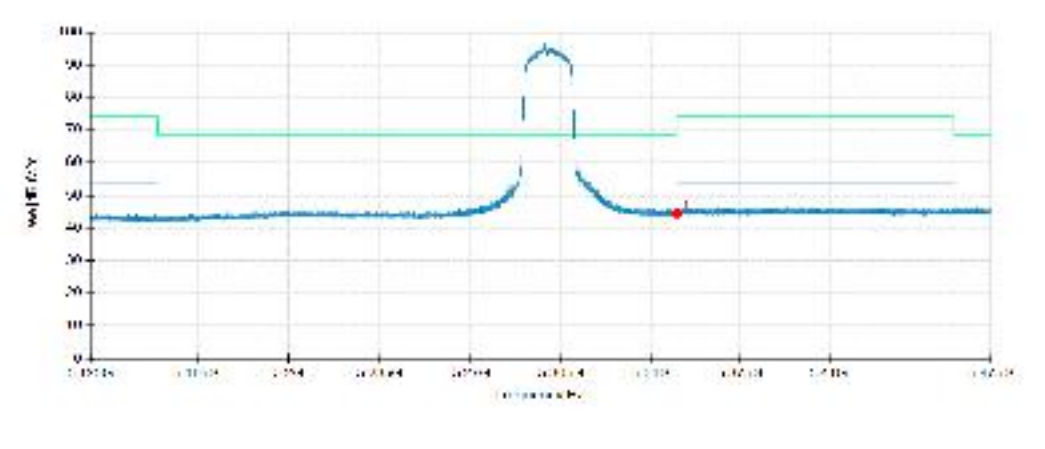

Detector mode: Average Polarity: Vertical

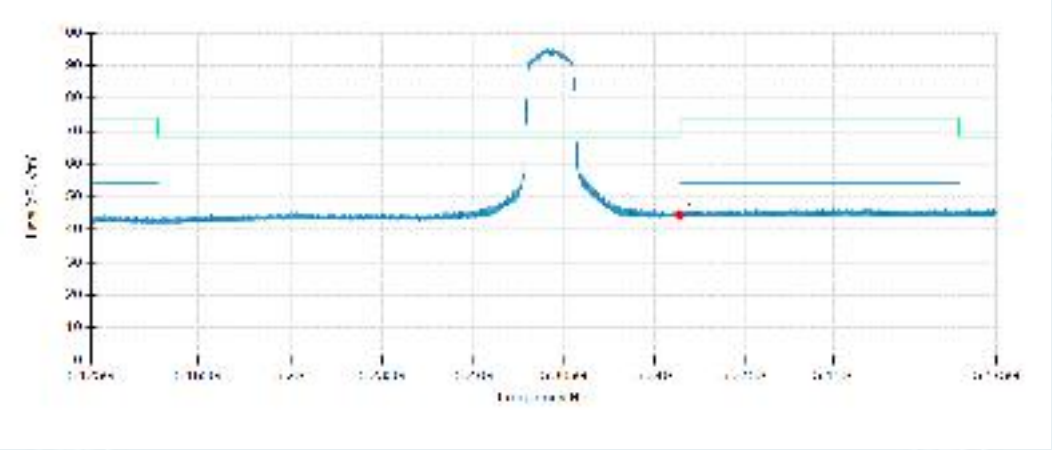

No.	Frequency MHz	Reading dBμV/m	Level dBμV/m	Factor dB	Limit dBuV/m	Margin dB	Height cm	Angle °	Pole	Comment
1	5350.0000	30.36	44.41	14.05	54.00	9.59	200	116	Horizontal	/
1	5350.0000	30.28	44.33	14.05	54.00	9.67	200	178	Vertical	/

802.11n HT20 mode/5320MHz

Detector mode: Peak Polarity: Horizontal

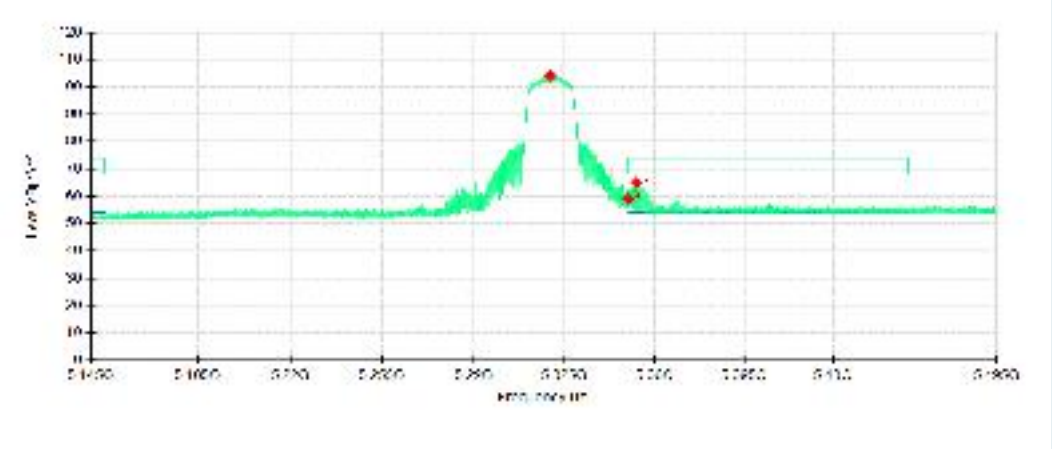

Detector mode: Peak Polarity: Vertical

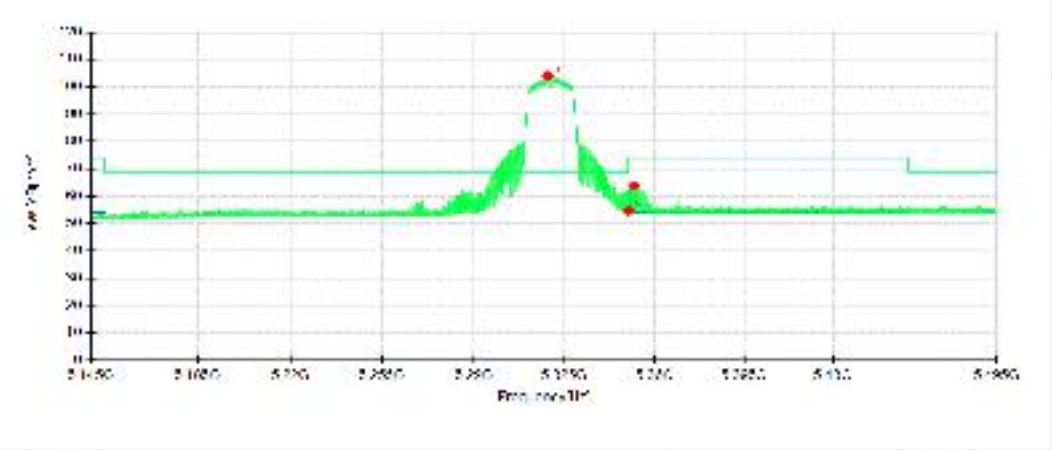

No.	Frequency MHz	Reading dBμV/m	Level dBμV/m	Factor dB	Limit dBuV/m	Margin dB	Height cm	Angle °	Pole	Comment
1	5319.5800	90.56	104.20	13.64	68.30	-35.90	200	116	Horizontal	No limit
2	5350.0000	44.93	58.98	14.05	74.00	15.02	200	354	Horizontal	/
3	5353.1275	50.82	64.91	14.09	74.00	9.09	200	116	Horizontal	/
1	5318.8275	90.32	103.95	13.63	68.30	-35.65	200	273	Vertical	No limit
2	5350.0000	40.71	54.76	14.05	74.00	19.24	100	211	Vertical	/
3	5352.2350	49.72	63.80	14.08	74.00	10.20	200	273	Vertical	/

802.11n HT20 mode/5320MHz

Detector mode: Average Polarity: Horizontal

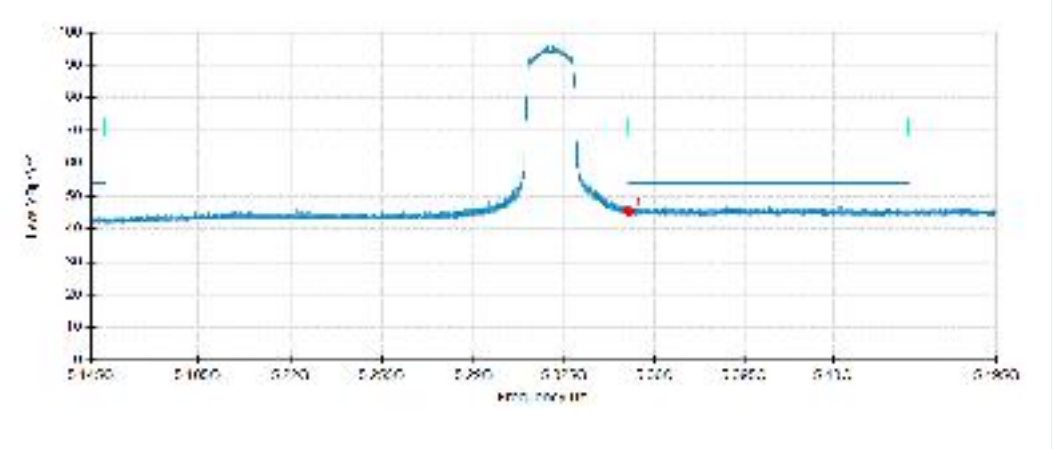

Detector mode: Average Polarity: Vertical

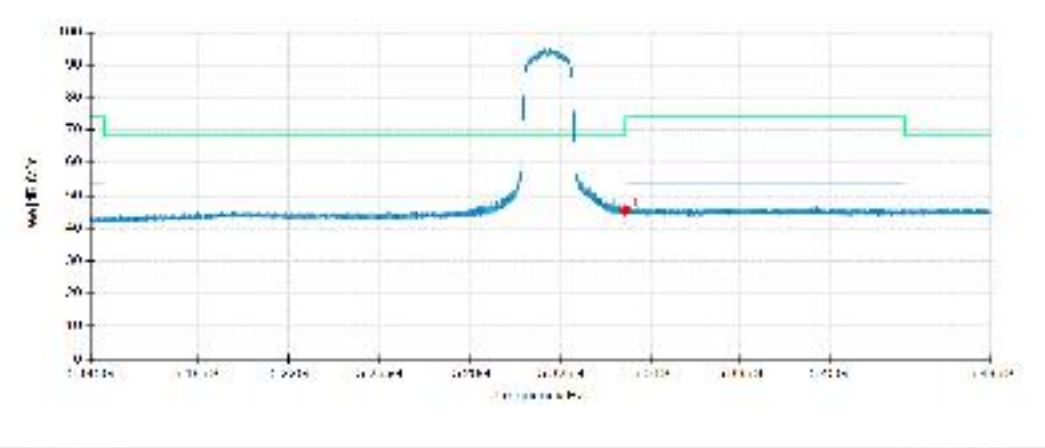

No.	Frequency MHz	Reading dBμV/m	Level dBμV/m	Factor dB	Limit dBuV/m	Margin dB	Height cm	Angle °	Pole	Comment
1	5350.0000	31.33	45.38	14.05	54.00	8.62	100	149	Horizontal	/
1	5350.0000	31.51	45.56	14.05	54.00	8.44	200	273	Vertical	/

802.11n HT20 mode/5500MHz

Detector mode: Peak Polarity: Horizontal

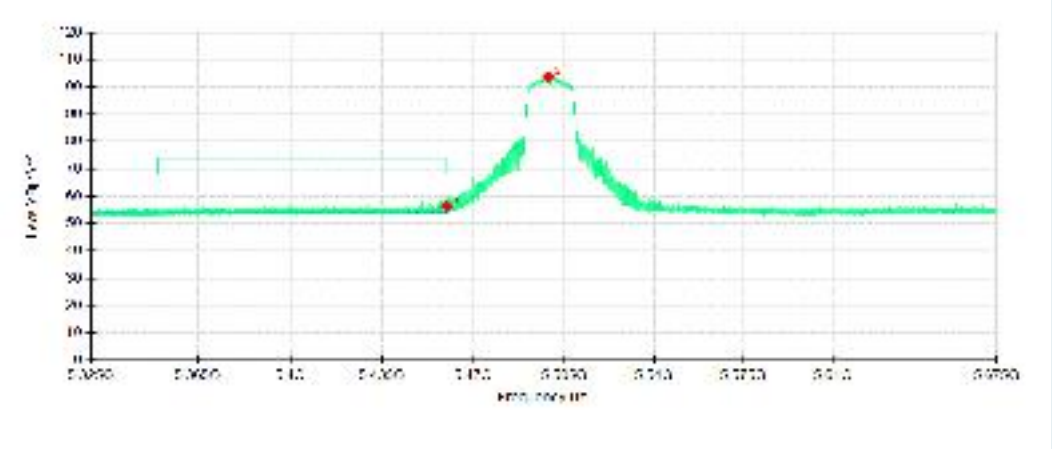

Detector mode: Peak Polarity: Vertical

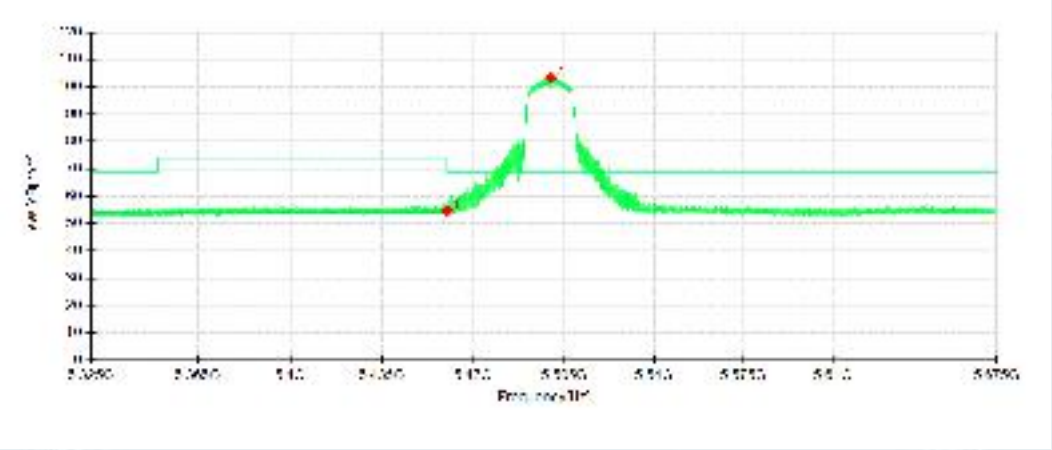

No.	Frequency MHz	Reading dBμV/m	Level dBμV/m	Factor dB	Limit dBuV/m	Margin dB	Height cm	Angle °	Pole	Comment
1	5460.0000	41.36	56.19	14.83	74.00	17.81	200	337	Horizontal	/
2	5499.0200	88.75	103.72	14.97	68.30	-35.42	200	360	Horizontal	No limit
1	5460.0000	39.89	54.72	14.83	74.00	19.28	200	236	Vertical	/
2	5499.8775	88.27	103.24	14.97	68.30	-34.94	200	273	Vertical	No limit

802.11n HT20 mode/5500MHz

Detector mode: Average Polarity: Horizontal

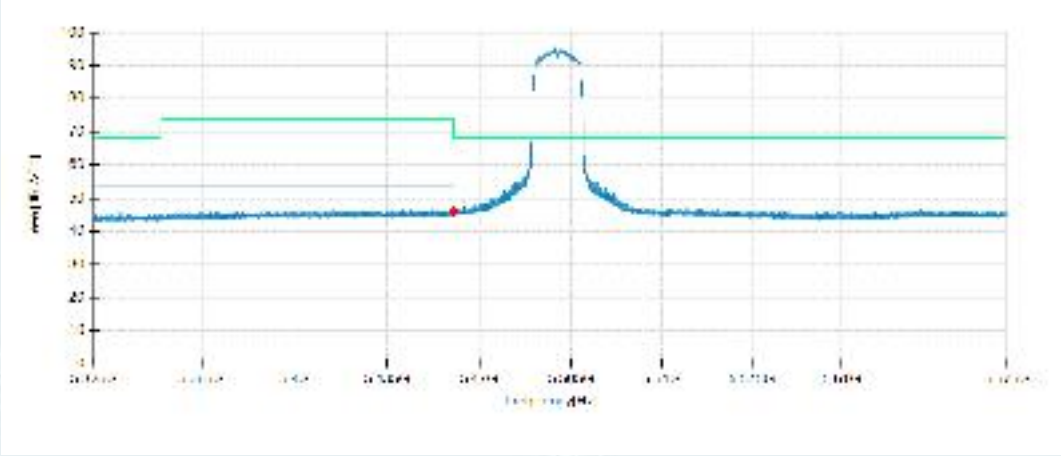

Detector mode: Average Polarity: Vertical

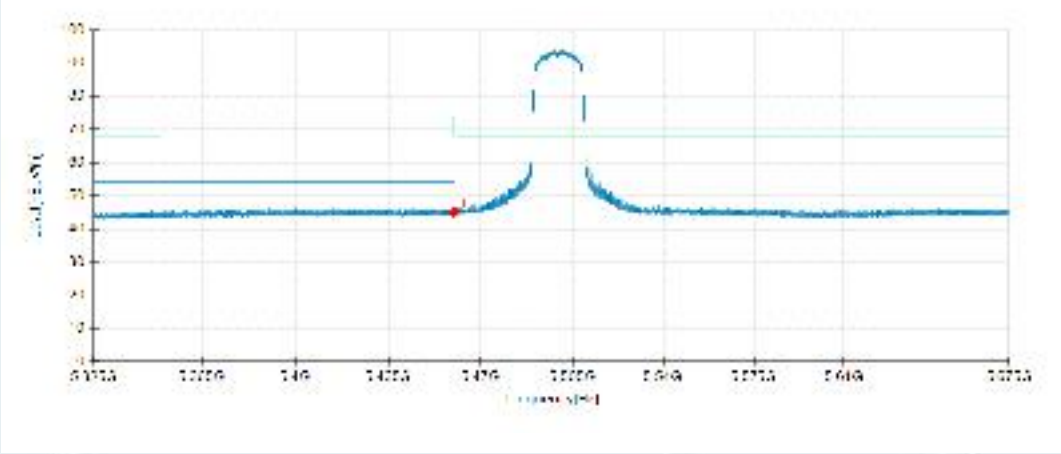

No.	Frequency MHz	Reading dBμV/m	Level dBμV/m	Factor dB	Limit dBuV/m	Margin dB	Height cm	Angle °	Pole	Comment
1	5460.0000	31.17	46.00	14.83	54.00	8.00	200	359	Horizontal	/
1	5460.0000	30.38	45.21	14.83	54.00	8.79	200	266	Vertical	/

802.11n HT20 mode/5580MHz

Detector mode: Peak Polarity: Horizontal

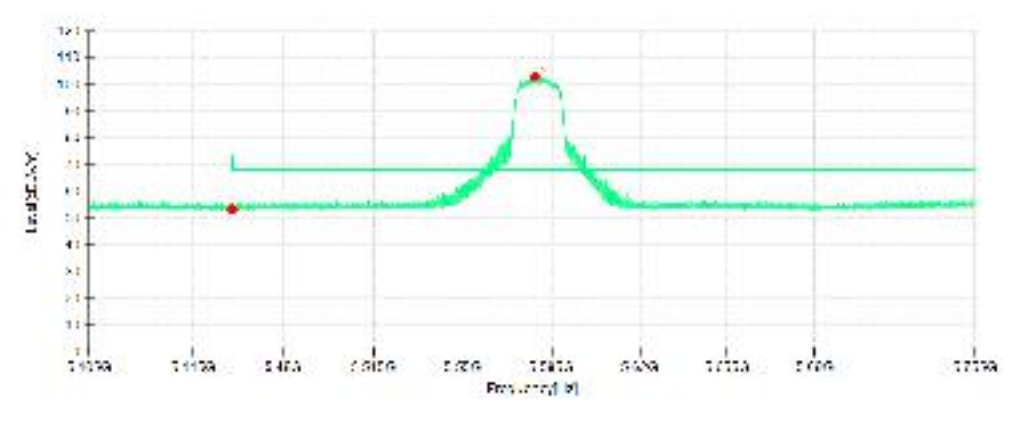

Detector mode: Peak Polarity: Vertical

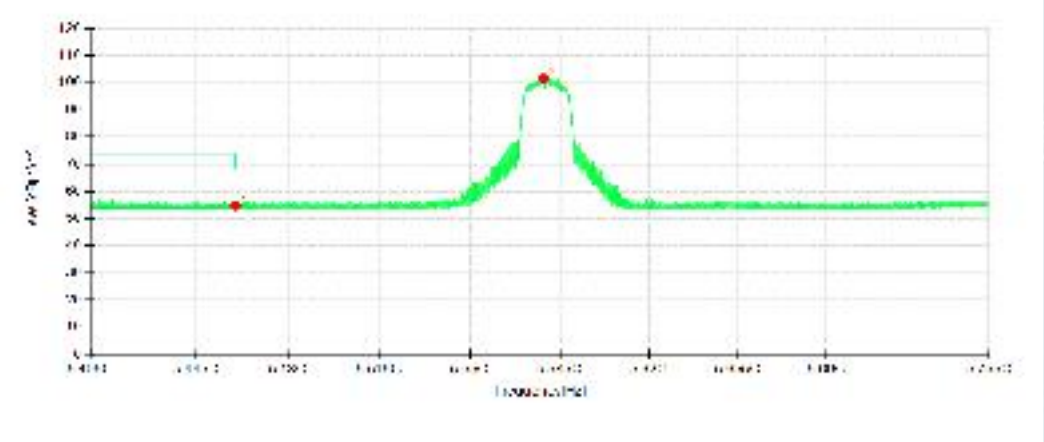

No.	Frequency MHz	Reading dBμV/m	Level dBμV/m	Factor dB	Limit dBuV/m	Margin dB	Height cm	Angle °	Pole	Comment
1	5460.0000	38.76	53.59	14.83	74.00	20.41	200	193	Horizontal	/
2	5578.4425	87.98	103.12	15.14	68.30	-34.82	100	116	Horizontal	No limit
1	5460.0000	39.91	54.74	14.83	74.00	19.26	100	116	Vertical	/
2	5578.7225	86.61	101.75	15.14	68.30	-33.45	200	244	Vertical	No limit

802.11n HT20 mode/5580MHz

Detector mode: Average Polarity: Horizontal

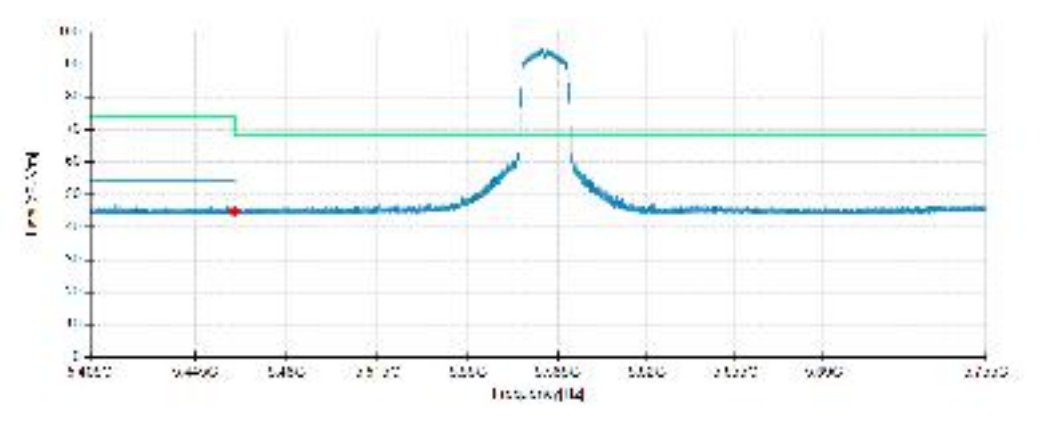

Detector mode: Average Polarity: Vertical

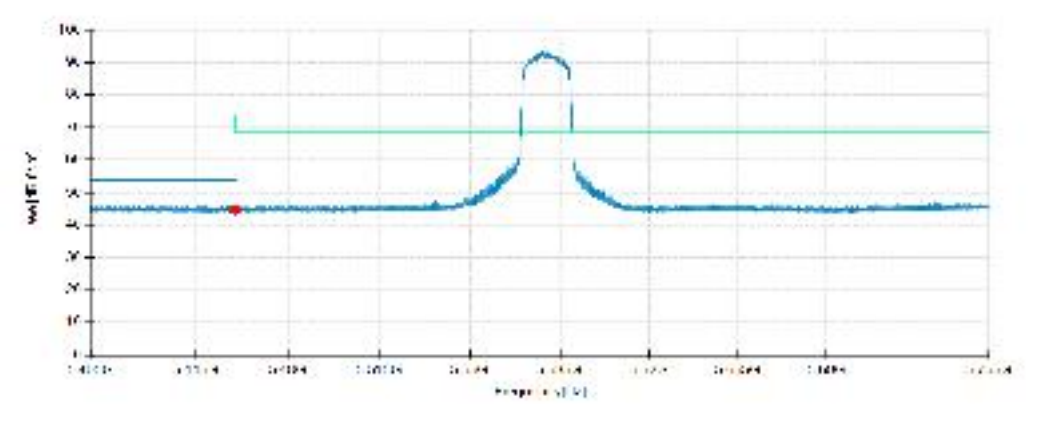

No.	Frequency MHz	Reading dBμV/m	Level dBμV/m	Factor dB	Limit dBuV/m	Margin dB	Height cm	Angle °	Pole	Comment
1	5460.0000	29.90	44.73	14.83	54.00	9.27	100	116	Horizontal	/
1	5460.0000	29.82	44.65	14.83	54.00	9.35	200	244	Vertical	/

802.11n HT20 mode/5700MHz

Detector mode: Peak Polarity: Horizontal

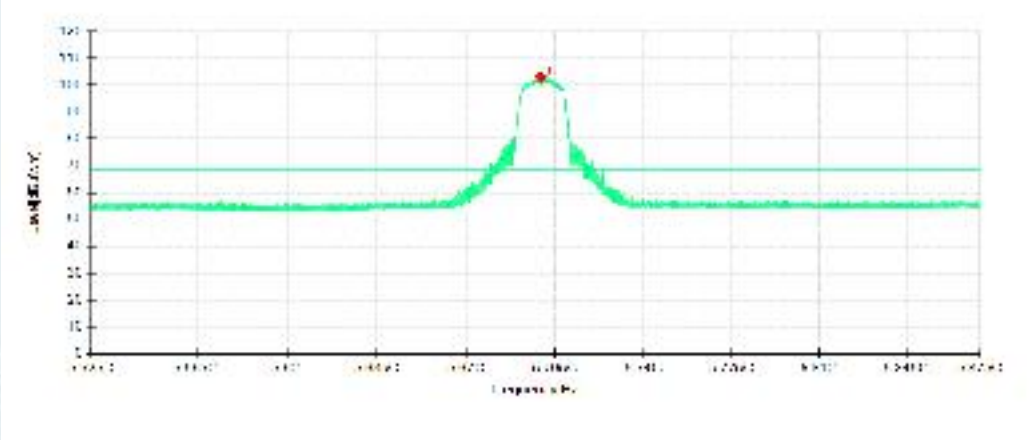

Detector mode: Peak Polarity: Vertical

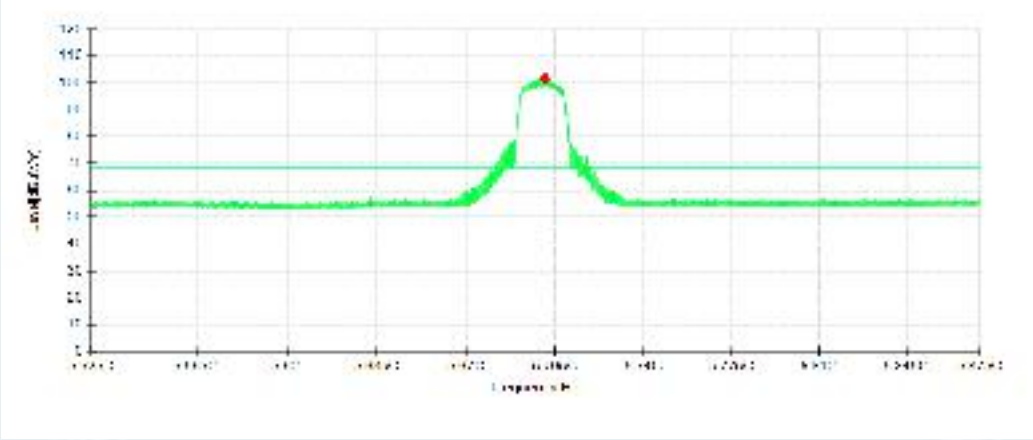

No.	Frequency MHz	Reading dBμV/m	Level dBμV/m	Factor dB	Limit dBuV/m	Margin dB	Height cm	Angle °	Pole	Comment
1	5699.1075	87.89	103.15	15.26	68.30	-34.85	100	116	Horizontal	No limit
1	5700.9625	86.41	101.68	15.27	68.30	-33.38	200	244	Vertical	No limit

802.11n HT20 mode/5700MHz

Detector mode: Average Polarity: Horizontal

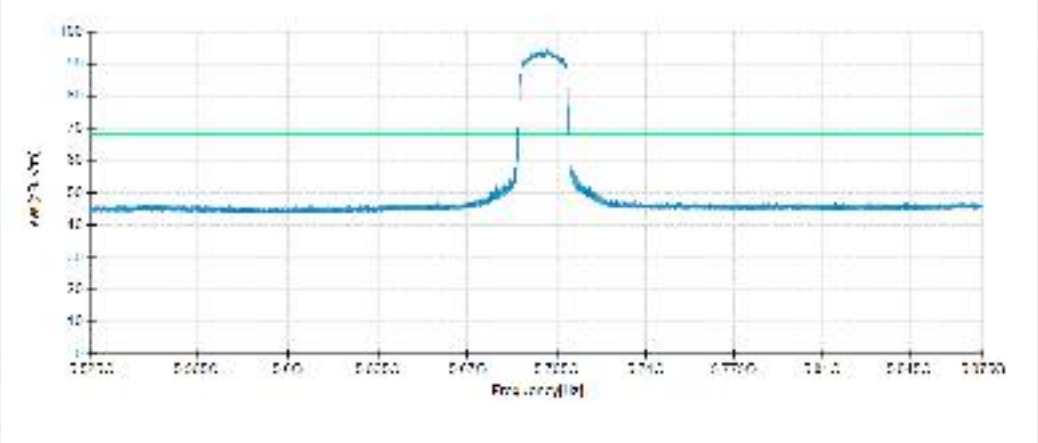

Detector mode: Average Polarity: Vertical

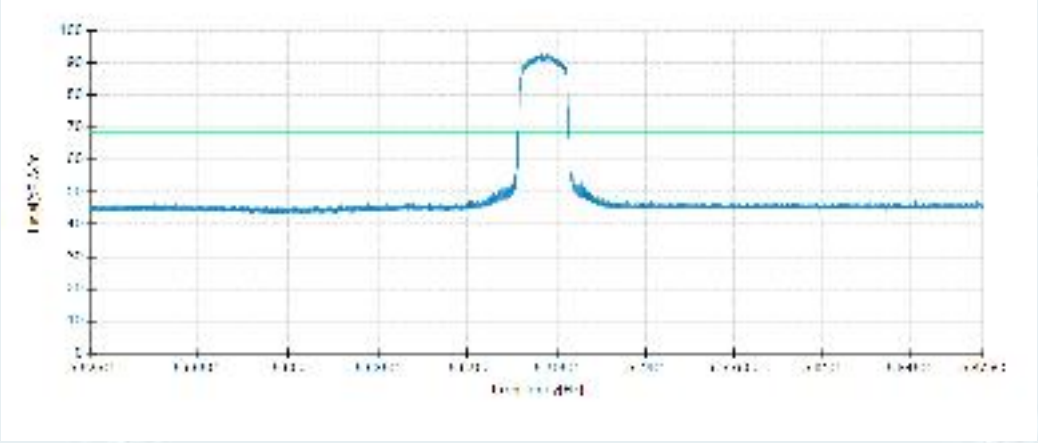

Remark: There is no limit to the main frequency signal

802.11n HT40 mode/5190MHz

Detector mode: Peak Polarity: Horizontal

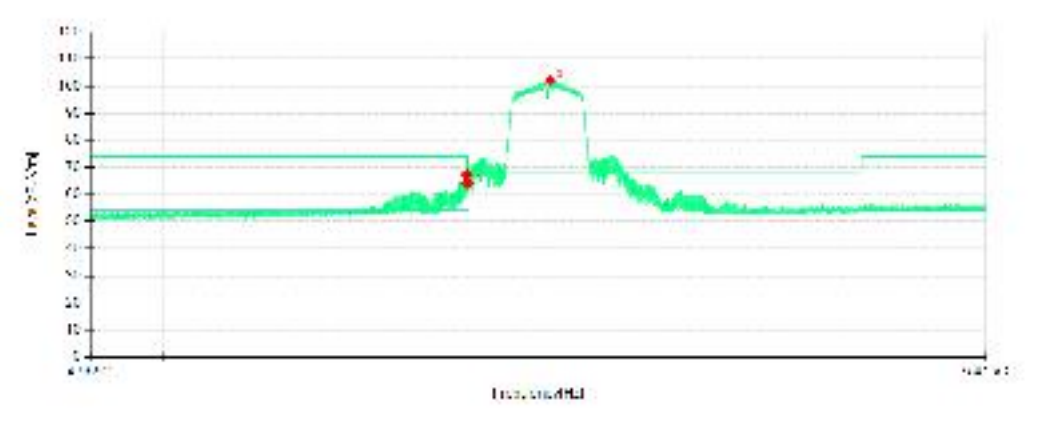

Detector mode: Peak Polarity: Vertical

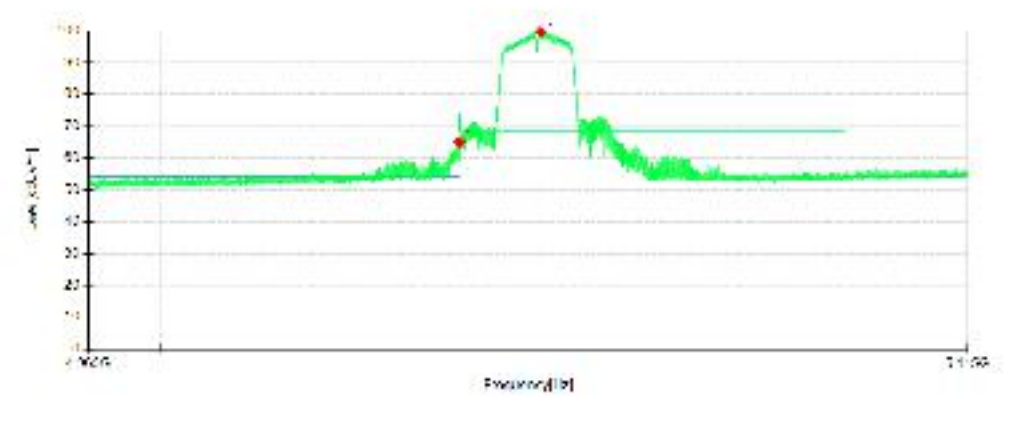

No.	Frequency MHz	Reading dBμV/m	Level dBμV/m	Factor dB	Limit dBuV/m	Margin dB	Height cm	Angle °	Pole	Comment
1	5149.5675	54.53	67.38	12.85	74.00	6.62	200	62	Horizontal	/
2	5150.0000	51.24	64.08	12.84	74.00	9.92	100	116	Horizontal	/
3	5191.2150	88.25	102.09	13.84	68.30	-33.79	200	49	Horizontal	No limit
1	5150.0000	52.22	65.06	12.84	74.00	8.94	200	244	Vertical	/
2	5191.6650	85.90	99.75	13.85	68.30	-31.45	200	244	Vertical	No limit

802.11n HT40 mode/5190MHz

Detector mode: Average Polarity: Horizontal

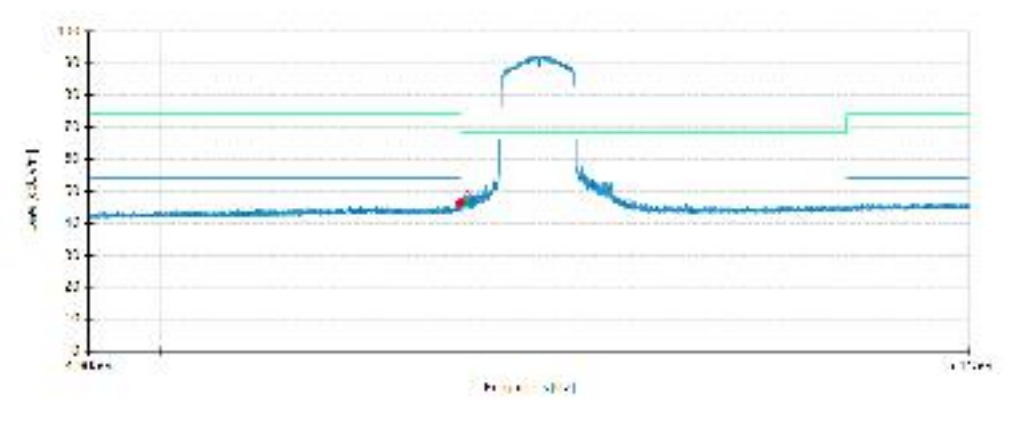

Detector mode: Average Polarity: Vertical

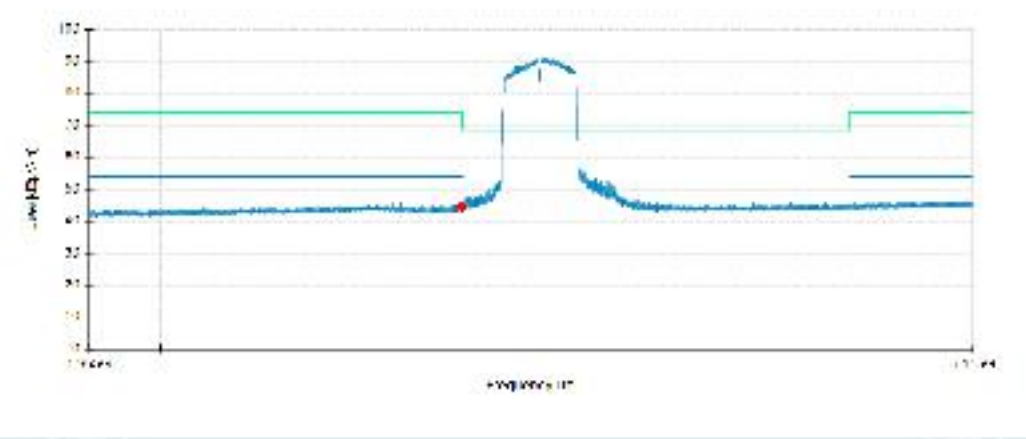

No.	Frequency MHz	Reading dBμV/m	Level dBμV/m	Factor dB	Limit dBuV/m	Margin dB	Height cm	Angle °	Pole	Comment
1	5150.0000	33.61	46.45	12.84	54.00	7.55	200	52	Horizontal	/
1	5150.0000	31.57	44.41	12.84	54.00	9.59	100	261	Vertical	/

802.11n HT40 mode/5230MHz

Detector mode: Peak Polarity: Horizontal

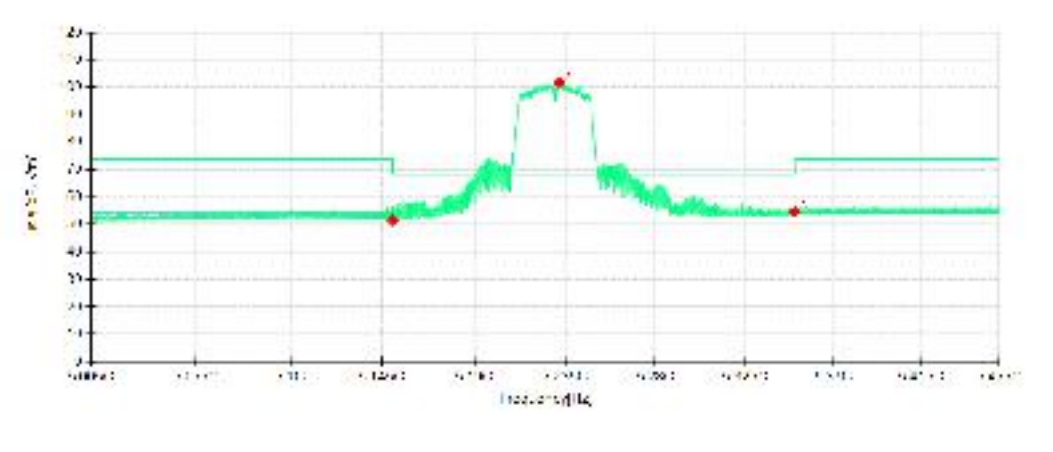

Detector mode: Peak Polarity: Vertical

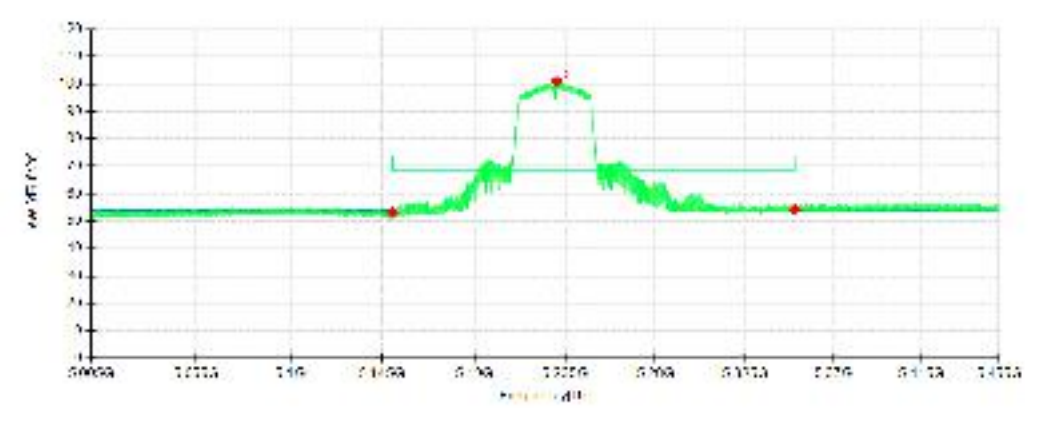

No.	Frequency MHz	Reading dBμV/m	Level dBμV/m	Factor dB	Limit dBuV/m	Margin dB	Height cm	Angle °	Pole	Comment
1	5150.0000	38.79	51.63	12.84	74.00	22.37	200	155	Horizontal	/
2	5232.0475	88.19	101.71	13.52	68.30	-33.41	200	52	Horizontal	No limit
3	5350.0000	40.58	54.63	14.05	74.00	19.37	100	129	Horizontal	/
1	5150.0000	40.38	53.22	12.84	74.00	20.78	200	21	Vertical	/
2	5230.7650	87.34	100.89	13.55	68.30	-32.59	200	244	Vertical	
3	5350.0000	40.05	54.10	14.05	74.00	19.90	100	179	Vertical	No limit

802.11n HT40 mode/5230MHz

Detector mode: Average Polarity: Horizontal

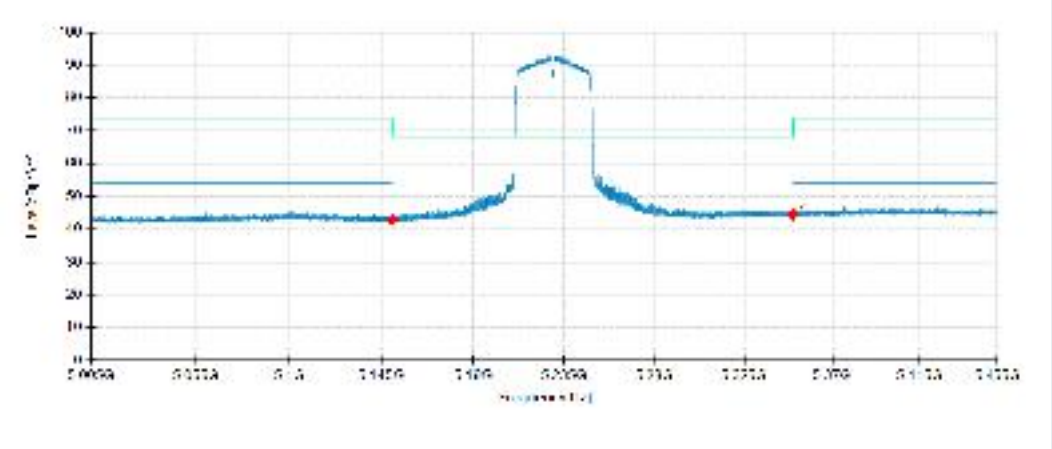

Detector mode: Average Polarity: Vertical

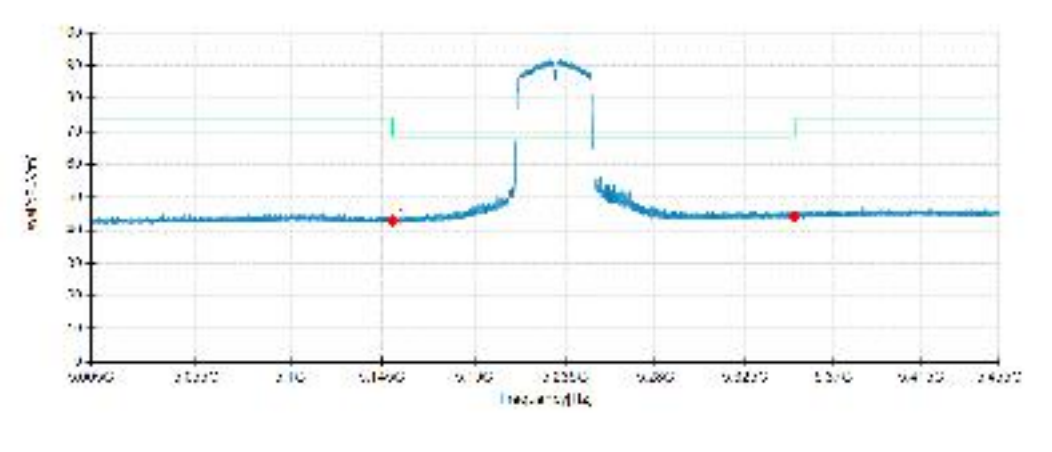

No.	Frequency MHz	Reading dBμV/m	Level dBμV/m	Factor dB	Limit dBuV/m	Margin dB	Height cm	Angle °	Pole	Comment
1	5150.0000	29.95	42.79	12.84	54.00	11.21	200	244	Horizontal	/
2	5350.0000	30.39	44.44	14.05	54.00	9.56	200	231	Horizontal	/
1	5150.0000	29.97	42.81	12.84	54.00	11.19	100	279	Vertical	/
2	5350.0000	30.17	44.22	14.05	54.00	9.78	100	116	Vertical	/

802.11n HT40 mode/5270MHz

Detector mode: Peak Polarity: Horizontal

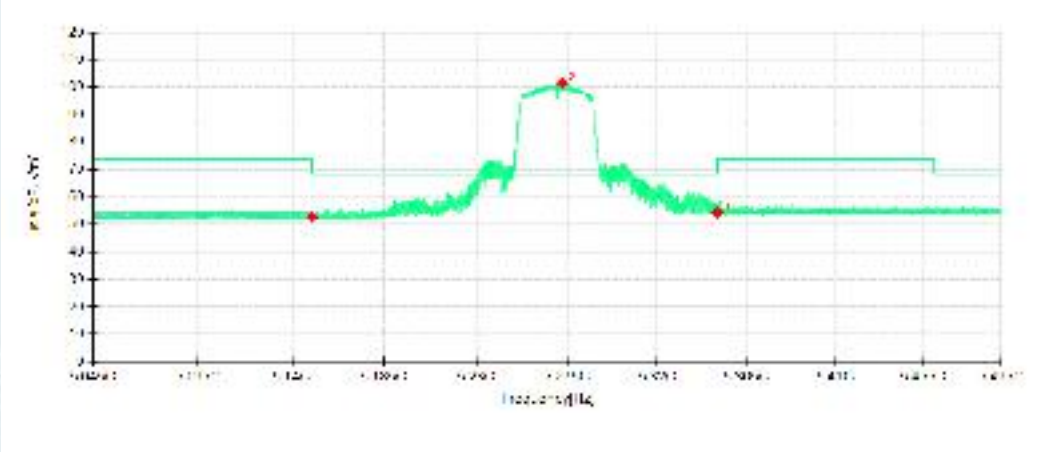

Detector mode: Peak Polarity: Vertical

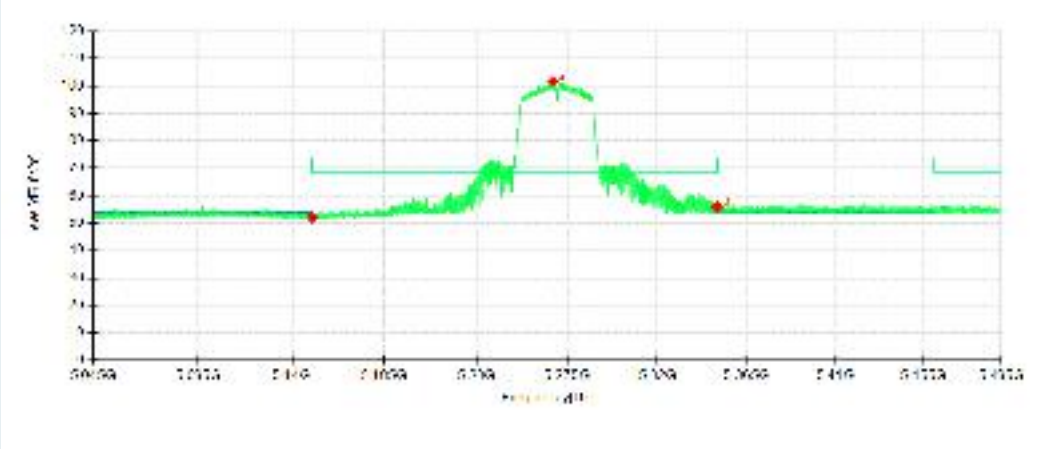

No.	Frequency MHz	Reading dBμV/m	Level dBμV/m	Factor dB	Limit dBuV/m	Margin dB	Height cm	Angle °	Pole	Comment
1	5150.0000	39.89	52.73	12.84	74.00	21.27	200	174	Horizontal	/
2	5272.6325	88.25	101.54	13.29	68.30	-33.24	200	54	Horizontal	No limit
3	5350.0000	40.37	54.42	14.05	74.00	19.58	200	67	Horizontal	/
1	5150.0000	39.36	52.20	12.84	74.00	21.80	200	72	Vertical	/
2	5268.0200	88.37	101.65	13.28	68.30	-33.35	200	244	Vertical	No limit
3	5350.0000	41.96	56.01	14.05	74.00	17.99	100	269	Vertical	/

802.11n HT40 mode/5270MHz

Detector mode: Average Polarity: Horizontal

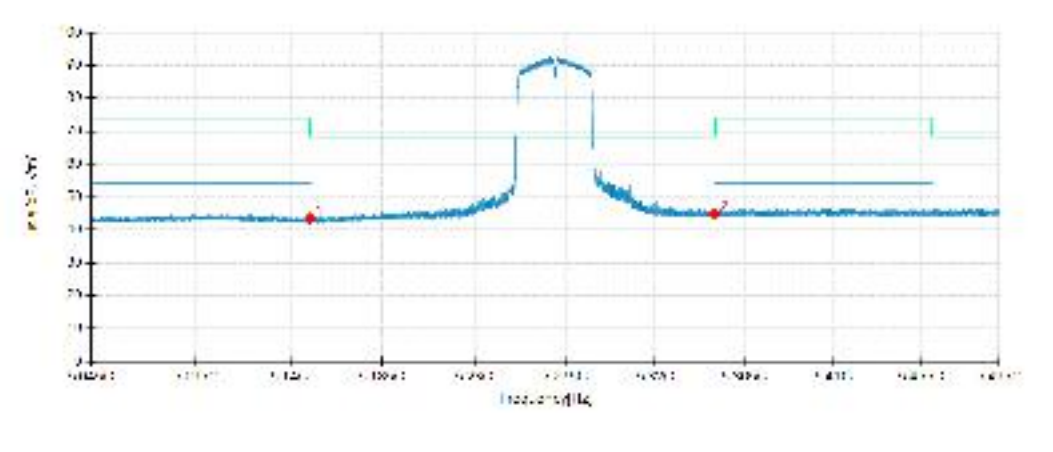

Detector mode: Average Polarity: Vertical

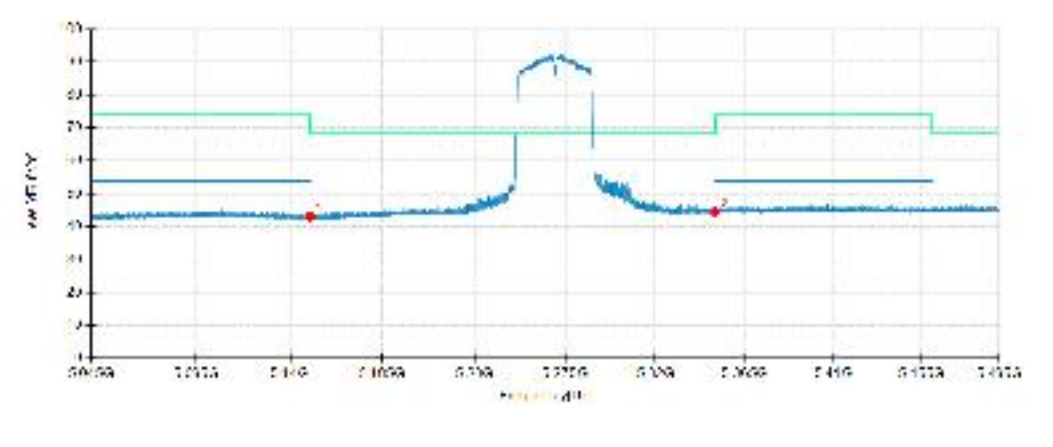

No.	Frequency MHz	Reading dBμV/m	Level dBμV/m	Factor dB	Limit dBuV/m	Margin dB	Height cm	Angle °	Pole	Comment
1	5150.0000	30.69	43.53	12.84	54.00	10.47	200	67	Horizontal	/
2	5350.0000	30.85	44.90	14.05	54.00	9.10	200	244	Horizontal	/
1	5150.0000	30.21	43.05	12.84	54.00	10.95	100	306	Vertical	/
2	5350.0000	30.39	44.44	14.05	54.00	9.56	100	161	Vertical	/

802.11n HT40 mode/5310MHz

Detector mode: Peak Polarity: Horizontal

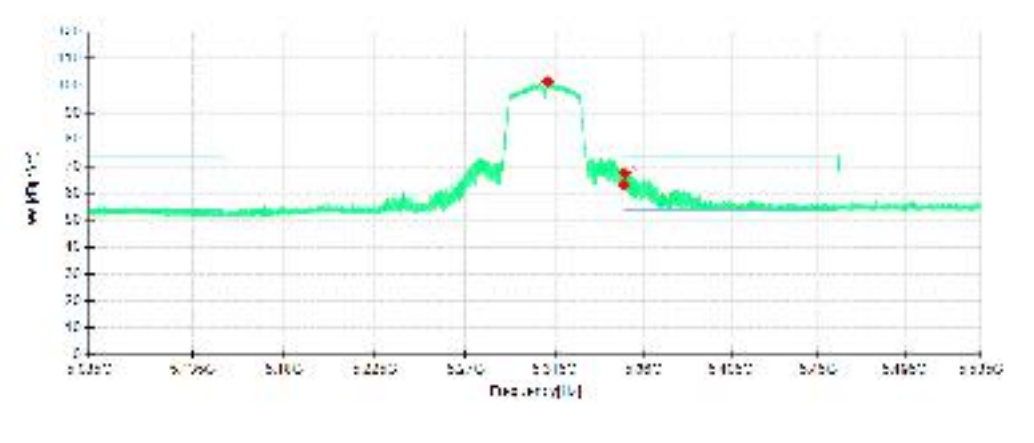

Detector mode: Peak Polarity: Vertical

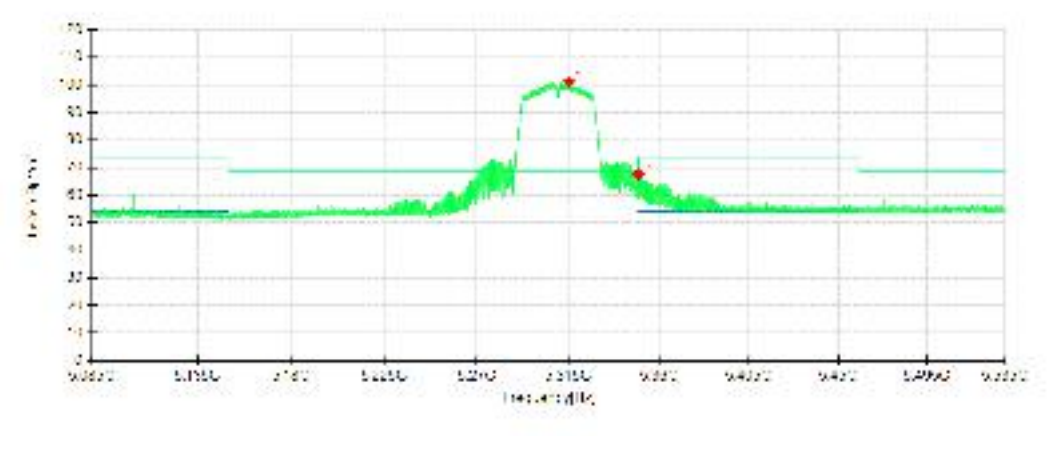

No.	Frequency MHz	Reading dBμV/m	Level dBμV/m	Factor dB	Limit dBuV/m	Margin dB	Height cm	Angle °	Pole	Comment
1	5311.3500	87.95	101.47	13.52	68.30	-33.17	200	67	Horizontal	No limit
2	5350.0000	49.00	63.05	14.05	74.00	10.95	200	244	Horizontal	/
3	5350.4775	53.53	67.59	14.06	74.00	6.41	200	41	Horizontal	/
1	5315.4000	87.59	101.17	13.58	68.30	-32.87	200	244	Vertical	No limit
2	5350.0000	53.61	67.66	14.05	74.00	6.34	200	244	Vertical	/

802.11n HT40 mode/5310MHz

Detector mode: Average Polarity: Horizontal

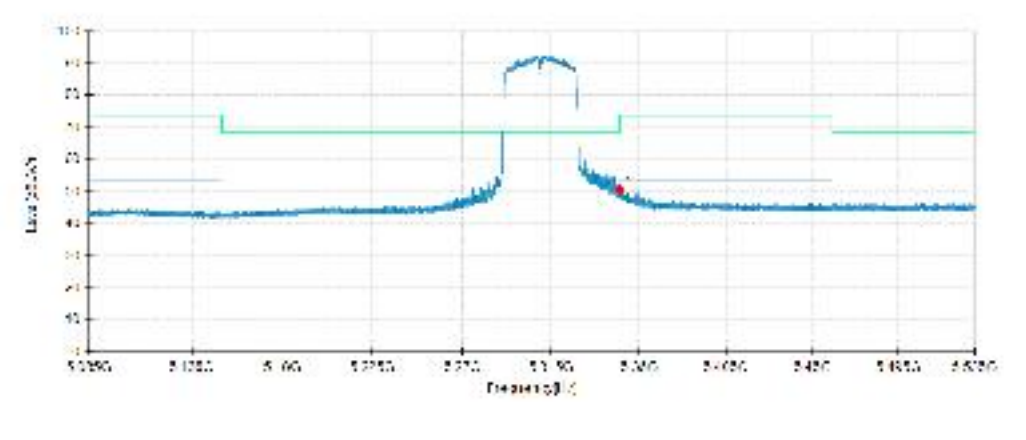

Detector mode: Average Polarity: Vertical

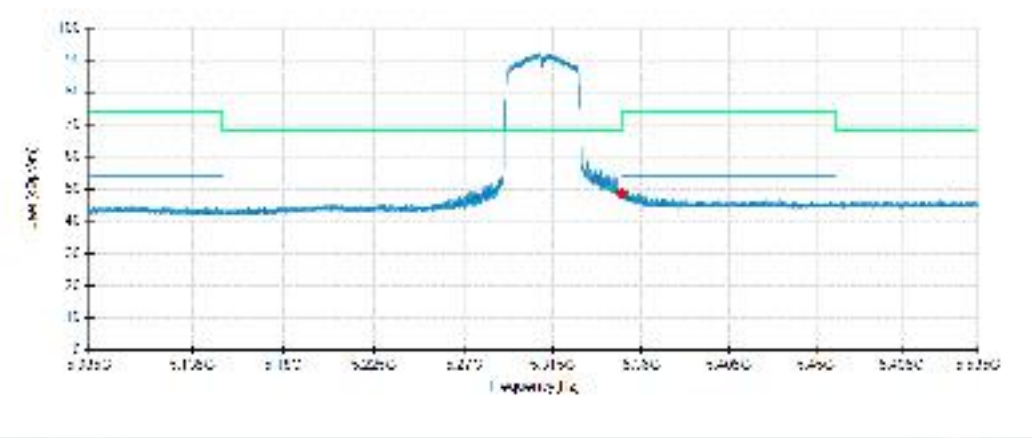

No.	Frequency MHz	Reading dBμV/m	Level dBμV/m	Factor dB	Limit dBuV/m	Margin dB	Height cm	Angle °	Pole	Comment
1	5350.0000	36.80	50.85	14.05	54.00	3.15	200	55	Horizontal	/
1	5350.0000	34.64	48.69	14.05	54.00	5.31	200	244	Vertical	/

802.11n HT40 mode/5510MHz

Detector mode: Peak Polarity: Horizontal

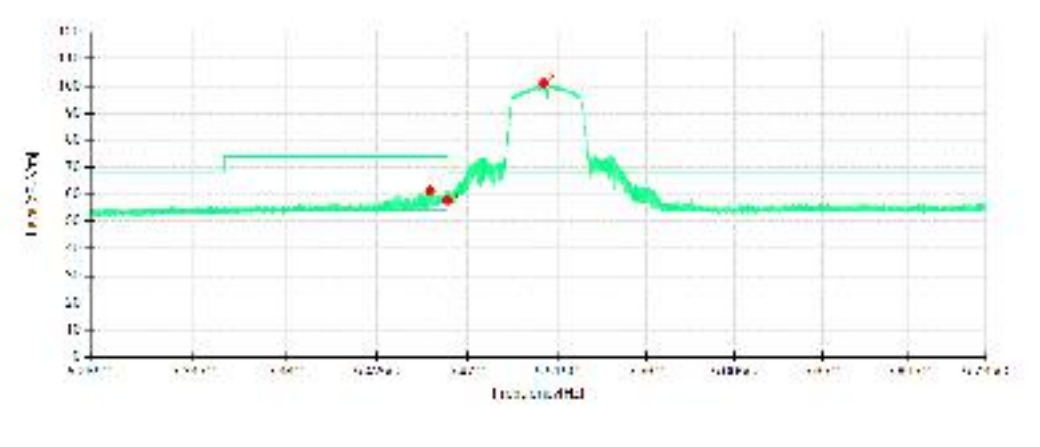

Detector mode: Peak Polarity: Vertical

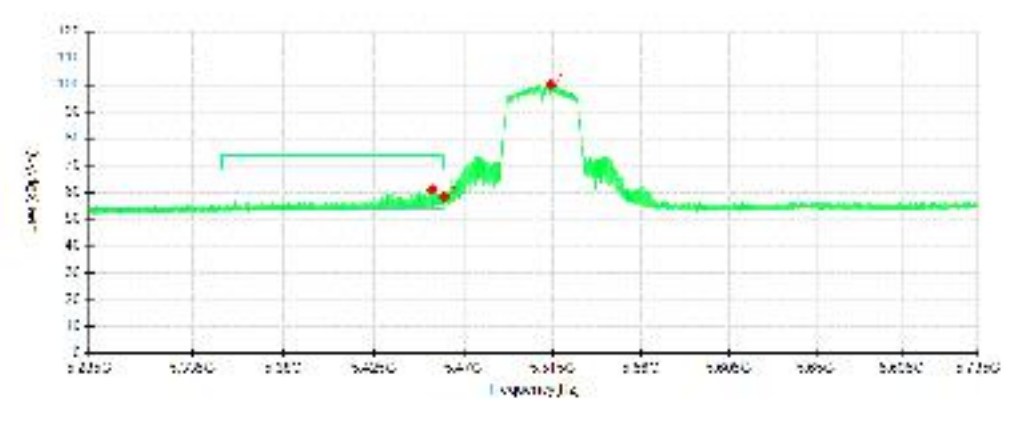

No.	Frequency MHz	Reading dBμV/m	Level dBμV/m	Factor dB	Limit dBuV/m	Margin dB	Height cm	Angle °	Pole	Comment
1	5451.4325	46.63	61.43	14.80	74.00	12.57	200	1	Horizontal	/
2	5460.0000	43.00	57.83	14.83	74.00	16.17	200	58	Horizontal	/
3	5508.2225	86.10	101.15	15.05	68.30	-32.85	200	58	Horizontal	No limit
1	5454.1775	46.24	61.05	14.81	74.00	12.95	200	244	Vertical	/
2	5460.0000	43.61	58.44	14.83	74.00	15.56	200	244	Vertical	/
3	5514.0500	84.91	100.02	15.11	68.30	-31.72	200	244	Vertical	No limit

802.11n HT40 mode/5510MHz

Detector mode: Average Polarity: Horizontal

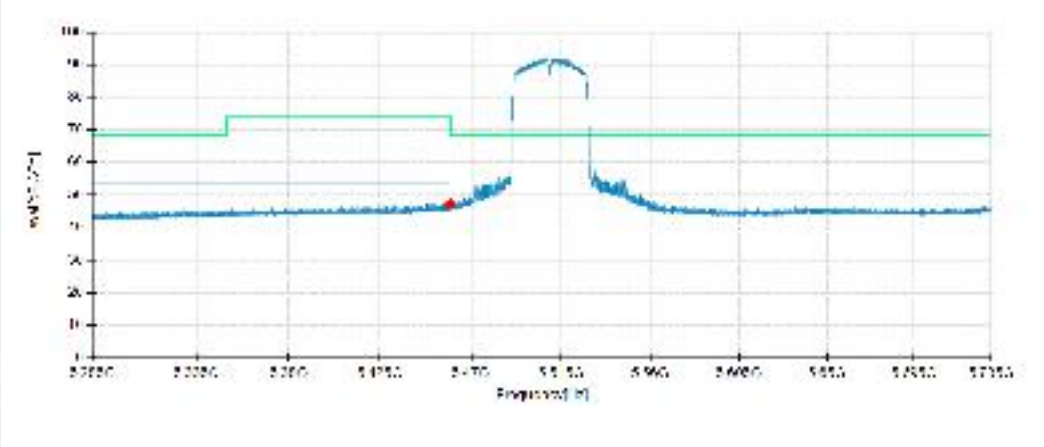

Detector mode: Average Polarity: Vertical

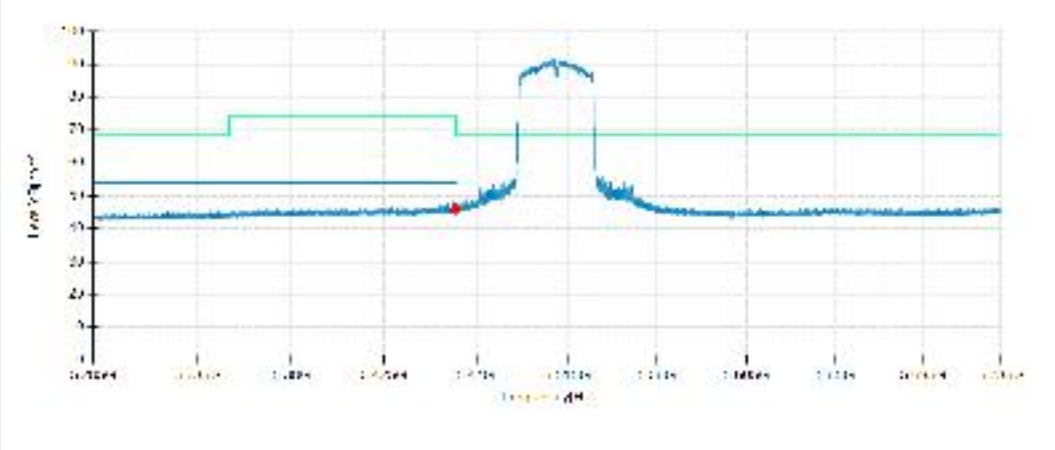

No.	Frequency MHz	Reading dBμV/m	Level dBμV/m	Factor dB	Limit dBuV/m	Margin dB	Height cm	Angle °	Pole	Comment
1	5460.0000	32.43	47.26	14.83	54.00	6.74	200	3	Horizontal	/
1	5460.0000	31.13	45.96	14.83	54.00	8.04	200	244	Vertical	/

802.11n HT40 mode/5550MHz

Detector mode: Peak Polarity: Horizontal

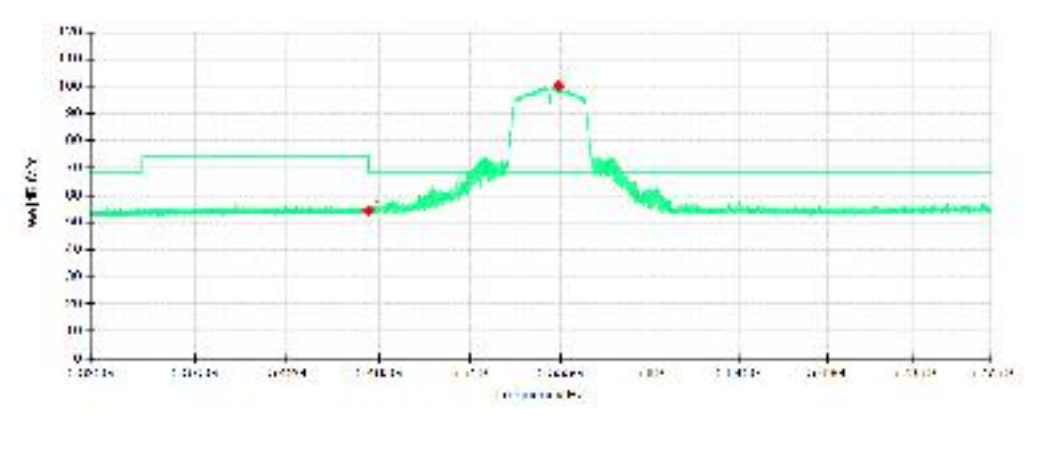

Detector mode: Peak Polarity: Vertical

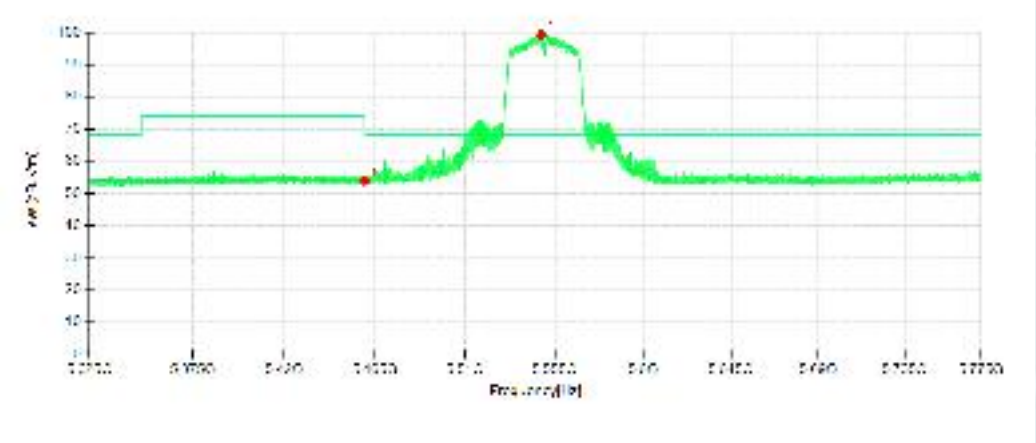

No.	Frequency MHz	Reading dBμV/m	Level dBμV/m	Factor dB	Limit dBuV/m	Margin dB	Height cm	Angle °	Pole	Comment
1	5460.0000	39.55	54.38	14.83	68.30	13.92	200	221	Horizontal	/
2	5554.1175	84.79	100.20	15.41	68.30	-31.90	200	142	Horizontal	No limit
1	5460.0000	39.08	53.91	14.83	68.30	14.39	100	218	Vertical	/
2	5548.3350	83.67	99.11	15.44	68.30	-30.81	200	276	Vertical	No limit

802.11n HT40 mode/5550MHz

Detector mode: Average Polarity: Horizontal

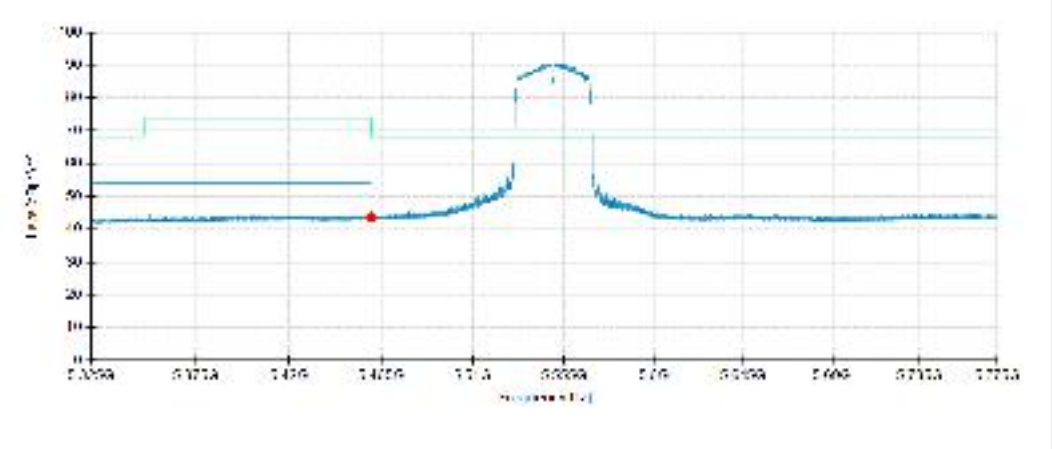

Detector mode: Average Polarity: Vertical

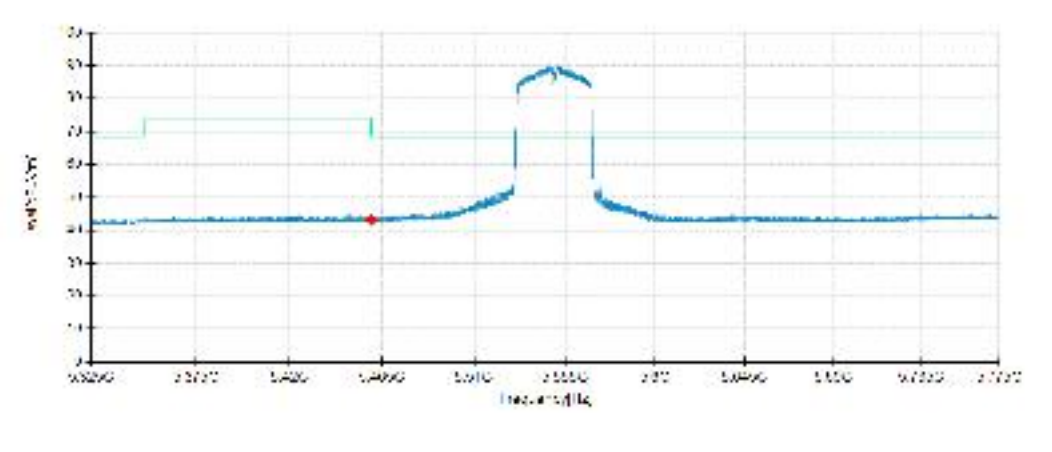

No.	Frequency MHz	Reading dBμV/m	Level dBμV/m	Factor dB	Limit dBuV/m	Margin dB	Height cm	Angle °	Pole	Comment
1	5460.0000	28.73	43.56	14.83	54.00	10.44	100	244	Horizontal	/
1	5460.0000	28.29	43.12	14.83	54.00	10.88	200	325	Vertical	/

802.11n HT40 mode/5670MHz

Detector mode: Peak Polarity: Horizontal

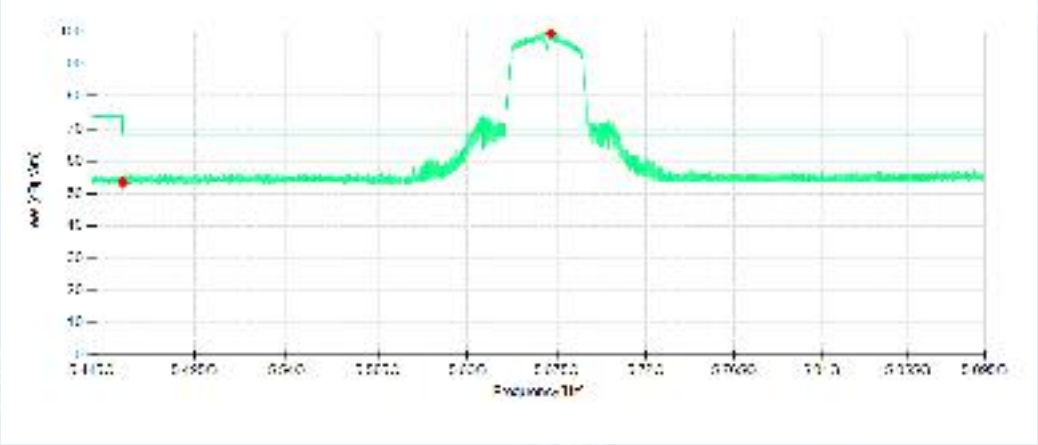

Detector mode: Peak Polarity: Vertical

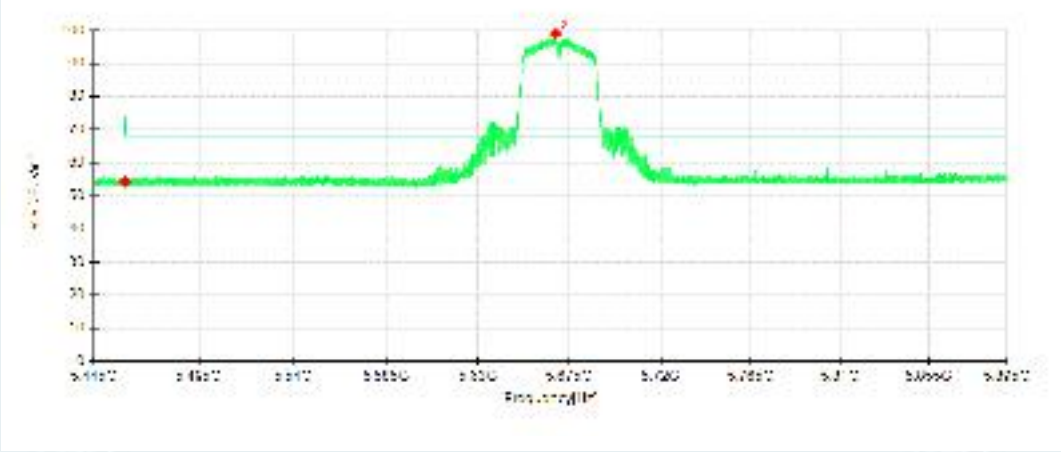

No.	Frequency MHz	Reading dBμV/m	Level dBμV/m	Factor dB	Limit dBuV/m	Margin dB	Height cm	Angle °	Pole	Comment
1	5460.0075	38.65	53.48	14.83	68.30	14.82	100	8	Horizontal	/
2	5671.9575	84.00	99.54	15.54	68.30	-31.24	100	30	Horizontal	No limit
1	5460.0075	39.60	54.43	14.83	68.30	13.87	200	215	Vertical	/
2	5668.0425	83.41	98.99	15.58	68.30	-30.69	200	278	Vertical	No limit

802.11n HT40 mode/5670MHz

Detector mode: Average Polarity: Horizontal

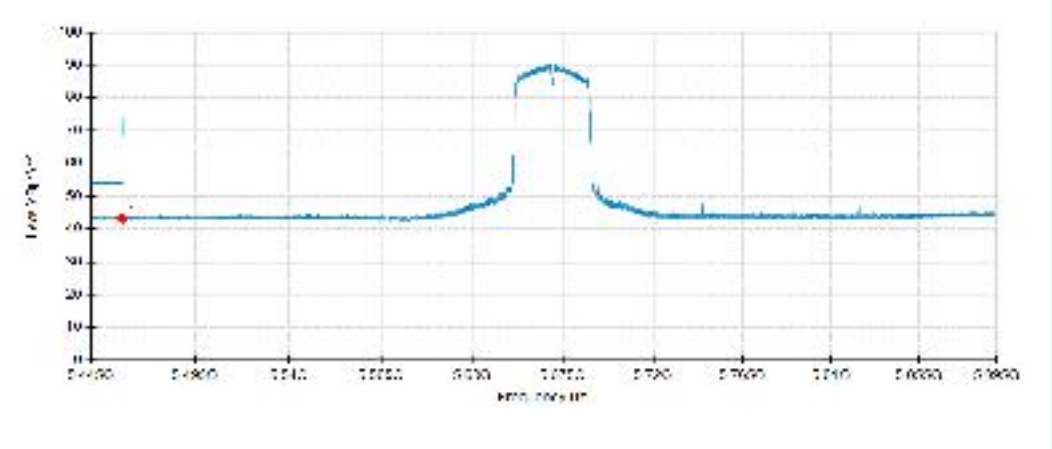

Detector mode: Average Polarity: Vertical

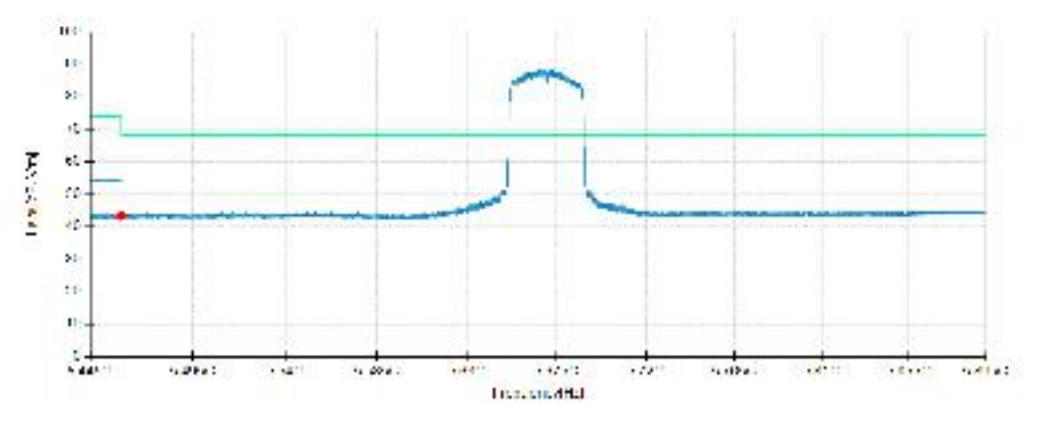

No.	Frequency MHz	Reading dBμV/m	Level dBμV/m	Factor dB	Limit dBuV/m	Margin dB	Height cm	Angle °	Pole	Comment
1	5460.0075	28.43	43.26	14.83	54.00	10.74	100	225	Horizontal	/
1	5460.0075	28.57	43.40	14.83	54.00	10.60	100	238	Vertical	/

802.11ac VHT80 mode/5210MHz

Detector mode: Peak Polarity: Horizontal

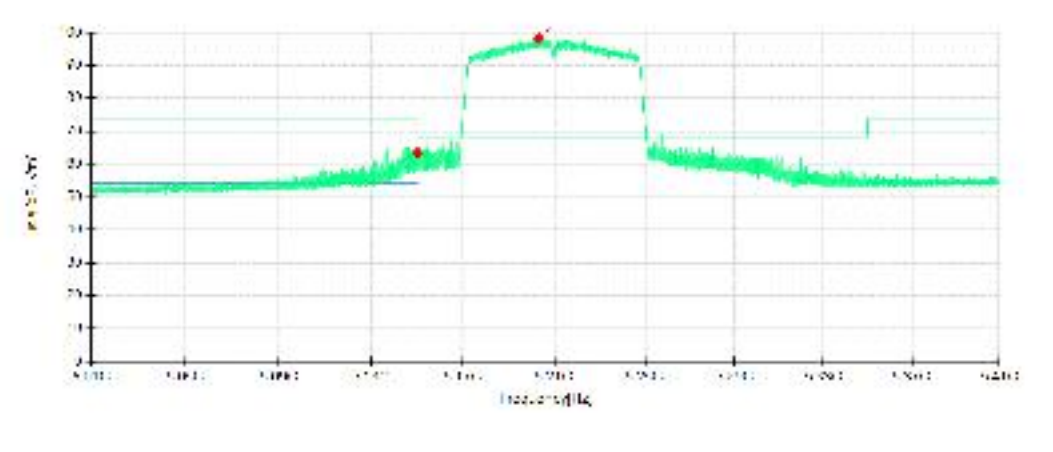

Detector mode: Peak Polarity: Vertical

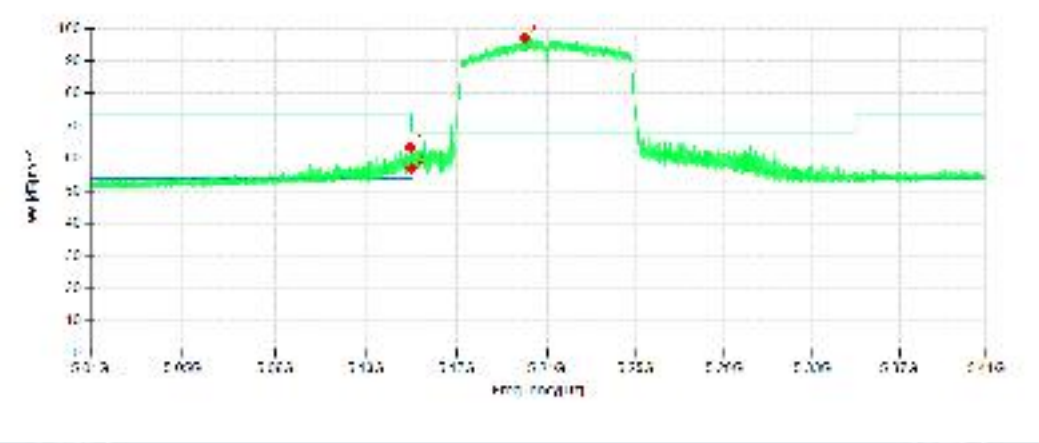

No.	Frequency MHz	Reading dBμV/m	Level dBμV/m	Factor dB	Limit dBuV/m	Margin dB	Height cm	Angle °	Pole	Comment
1	5150.0200	50.57	63.41	12.84	68.30	4.89	200	53	Horizontal	/
2	5203.2800	84.15	98.15	14.00	68.30	-29.85	200	61	Horizontal	No limit
1	5149.5600	50.64	63.49	12.85	74.00	10.51	200	218	Vertical	/
2	5150.0200	44.21	57.05	12.84	68.30	11.25	200	2	Vertical	/
3	5200.1400	83.15	97.20	14.05	68.30	-28.90	200	218	Vertical	No limit

802.11ac VHT80 mode/5210MHz

Detector mode: Average Polarity: Horizontal

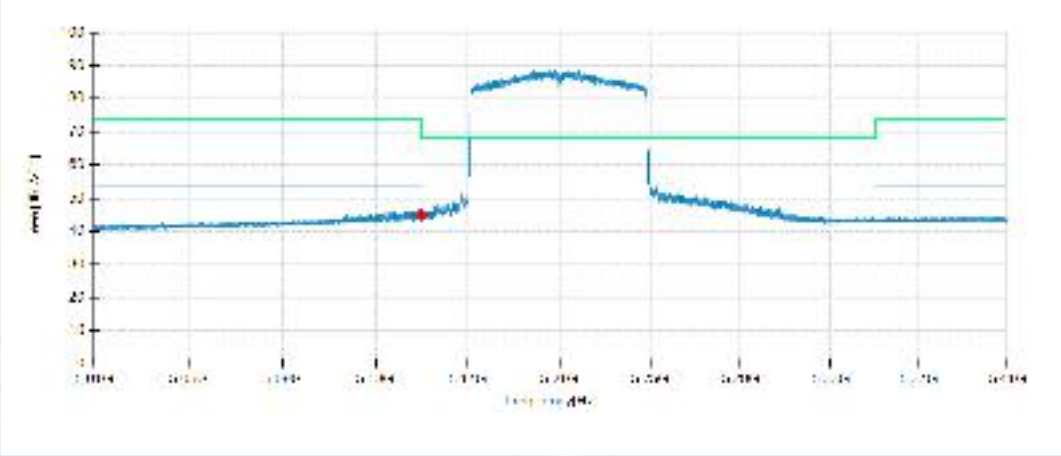

Detector mode: Average Polarity: Vertical

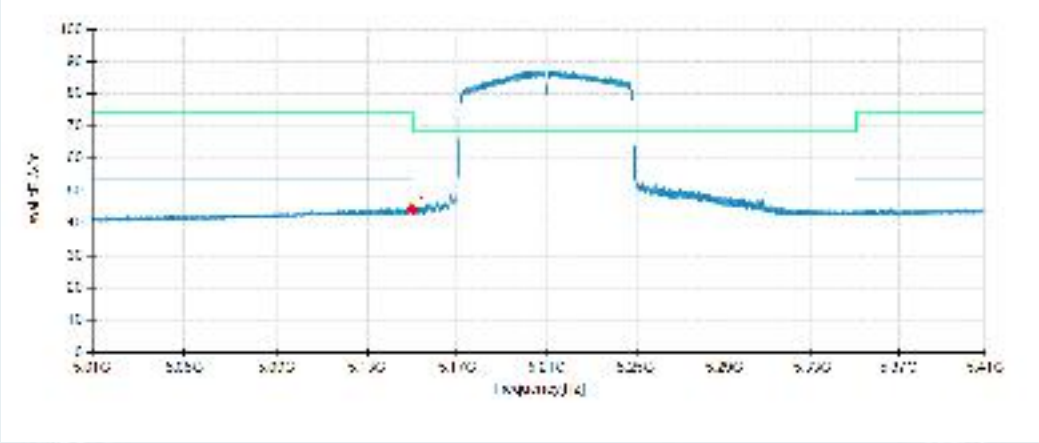

No.	Frequency MHz	Reading dBμV/m	Level dBμV/m	Factor dB	Limit dBuV/m	Margin dB	Height cm	Angle °	Pole	Comment
1	5150.0200	32.10	44.94	12.84	54.00	9.06	200	67	Horizontal	/
1	5150.0200	31.53	44.37	12.84	54.00	9.63	200	244	Vertical	/

802.11ac VHT80 mode/5290MHz

Detector mode: Peak Polarity: Horizontal

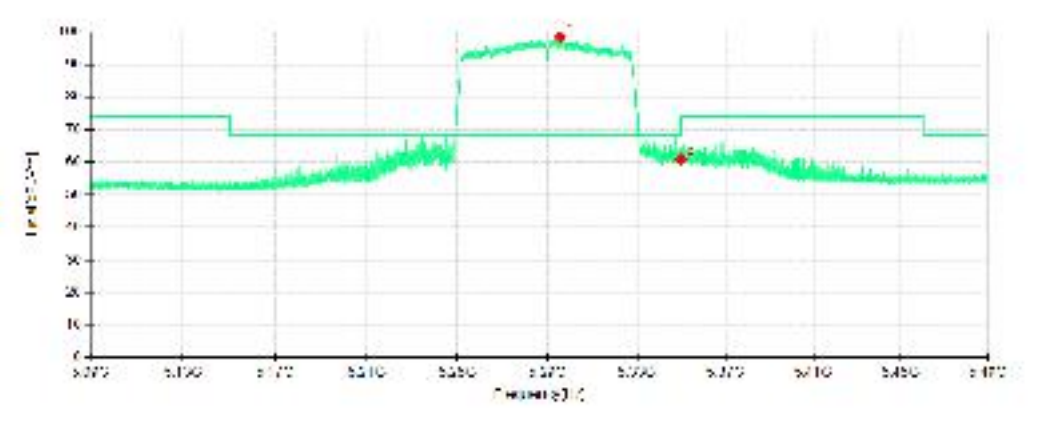

Detector mode: Peak Polarity: Vertical

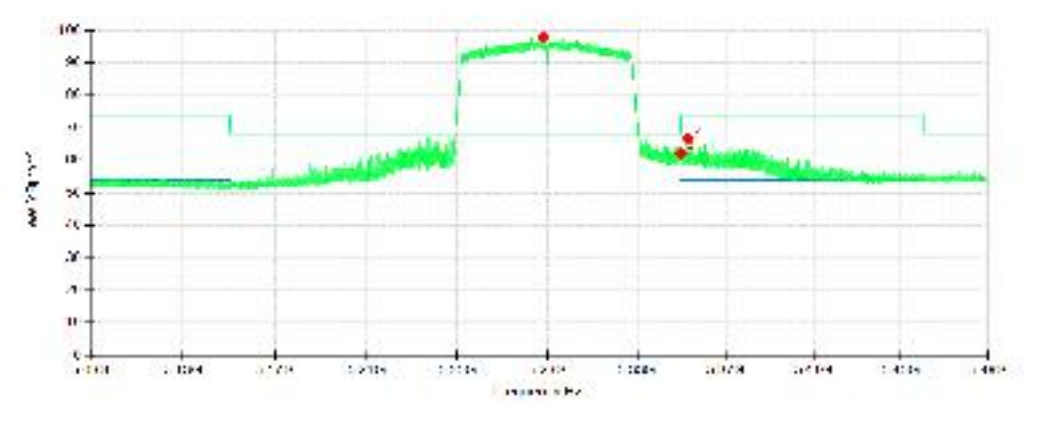

No.	Frequency MHz	Reading dBμV/m	Level dBμV/m	Factor dB	Limit dBuV/m	Margin dB	Height cm	Angle °	Pole	Comment
1	5295.8200	85.01	98.37	13.36	68.30	-30.07	200	53	Horizontal	No limit
2	5350.0000	46.82	60.87	14.05	74.00	13.13	200	38	Horizontal	/
1	5287.9200	84.62	97.96	13.34	68.30	-29.66	200	218	Vertical	No limit
2	5350.0000	48.07	62.12	14.05	74.00	11.88	200	218	Vertical	/
3	5353.0000	52.78	66.87	14.09	74.00	7.13	200	218	Vertical	/

802.11ac VHT80 mode/5290MHz

Detector mode: Average Polarity: Horizontal

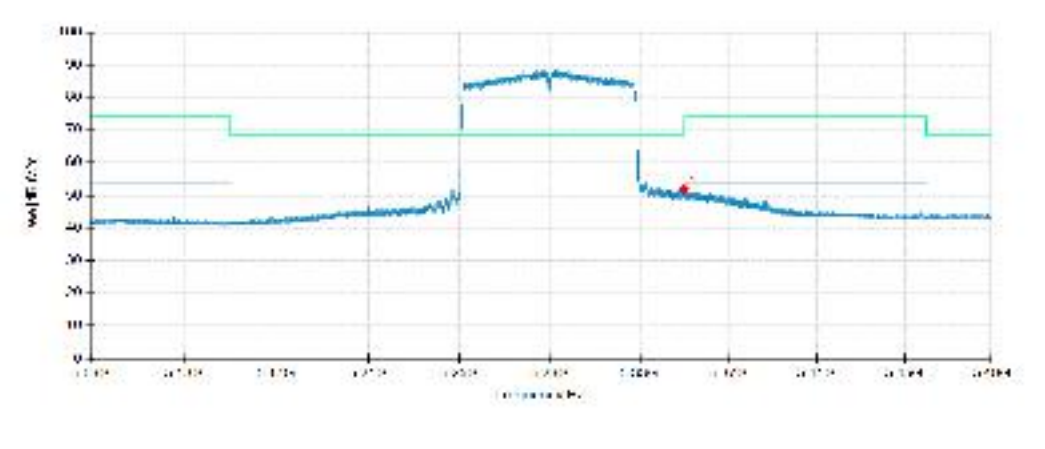

Detector mode: Average Polarity: Vertical

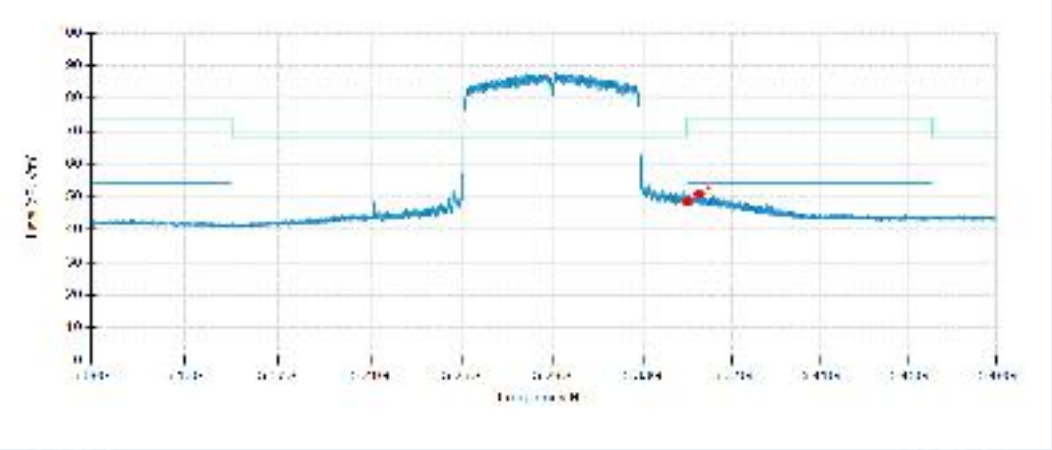

No.	Frequency MHz	Reading dBμV/m	Level dBμV/m	Factor dB	Limit dBuV/m	Margin dB	Height cm	Angle °	Pole	Comment
1	5350.0000	37.77	51.82	14.05	54.00	2.18	200	34	Horizontal	/
1	5350.0000	34.44	48.49	14.05	54.00	5.51	200	218	Vertical	/
2	5355.0000	36.80	50.91	14.11	54.00	3.09	200	218	Vertical	/

802.11ac VHT80 mode/5530MHz

Detector mode: Peak Polarity: Horizontal

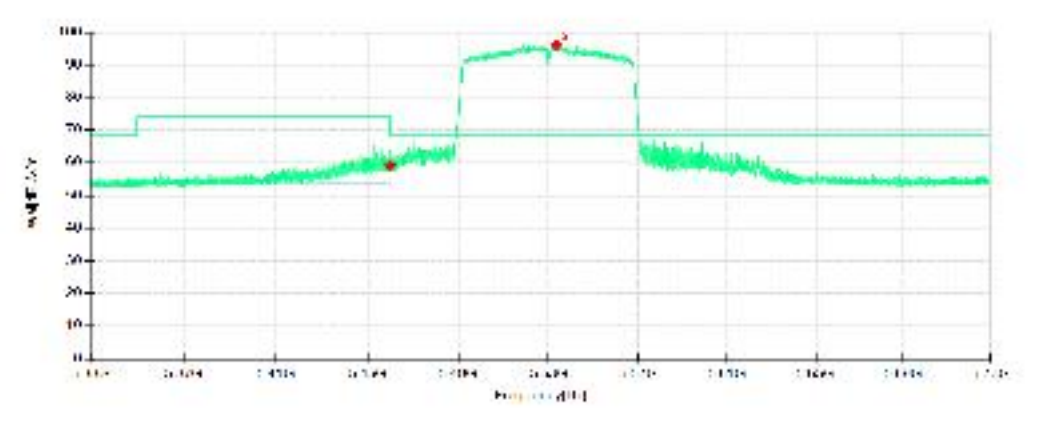

Detector mode: Peak Polarity: Vertical

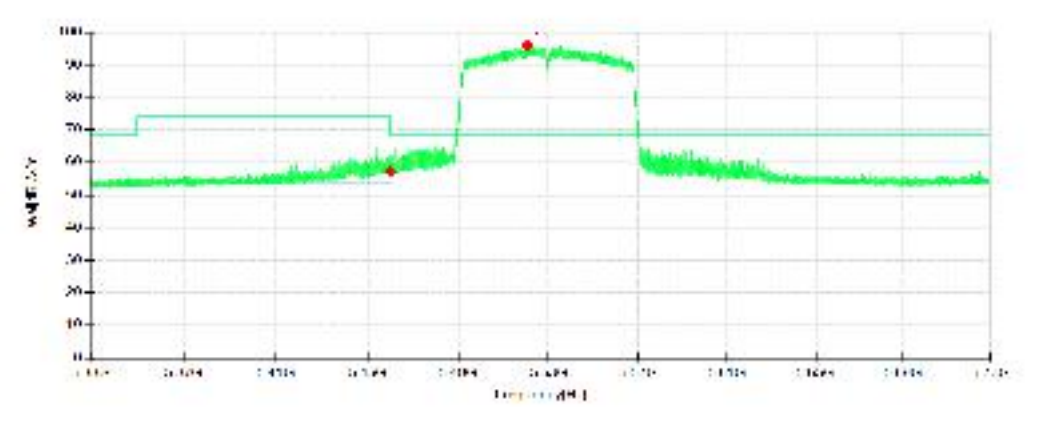

No.	Frequency MHz	Reading dBμV/m	Level dBμV/m	Factor dB	Limit dBuV/m	Margin dB	Height cm	Angle °	Pole	Comment
1	5460.0000	44.31	59.14	14.83	68.30	9.16	200	0	Horizontal	/
2	5533.5600	80.84	96.14	15.30	68.30	-27.84	200	0	Horizontal	No limit
1	5460.0000	42.38	57.21	14.83	68.30	11.09	200	218	Vertical	/
2	5520.6400	80.73	95.90	15.17	68.30	-27.60	200	218	Vertical	No limit

802.11ac VHT80 mode/5530MHz

Detector mode: Average Polarity: Horizontal

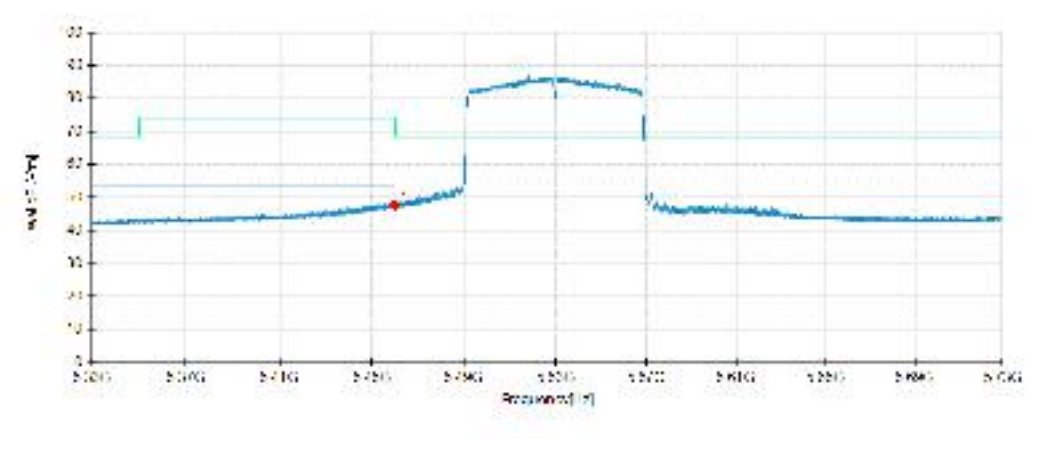

Detector mode: Average Polarity: Vertical

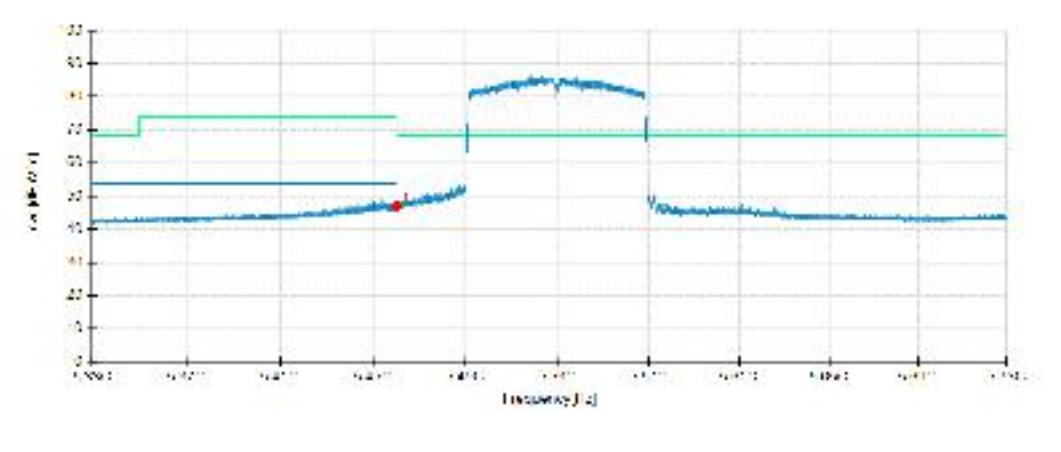

No.	Frequency MHz	Reading dBμV/m	Level dBμV/m	Factor dB	Limit dBuV/m	Margin dB	Height cm	Angle °	Pole	Comment
1	5460.0000	32.82	47.65	14.83	54.00	6.35	200	74	Horizontal	/
1	5460.0000	32.19	47.02	14.83	54.00	6.98	200	244	Vertical	/

802.11ac VHT80 mode/5610MHz

Detector mode: Peak Polarity: Horizontal

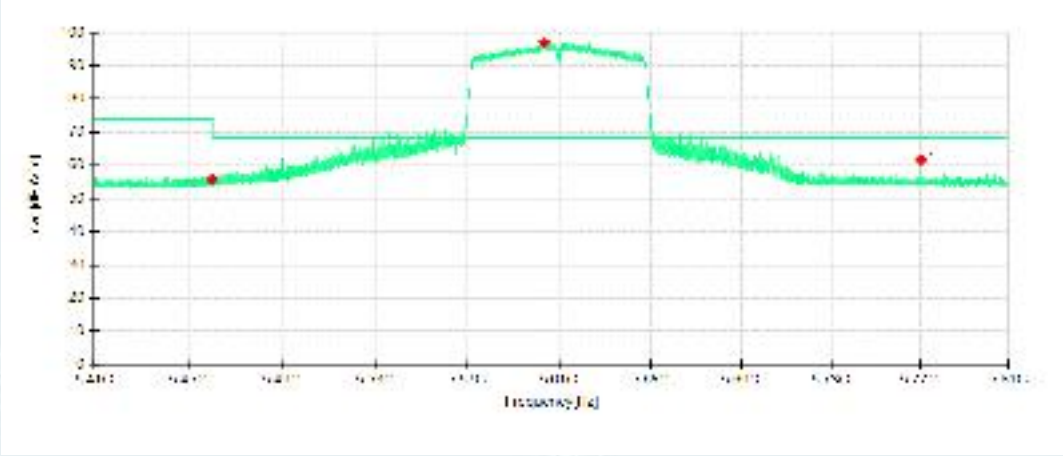

Detector mode: Peak Polarity: Vertical

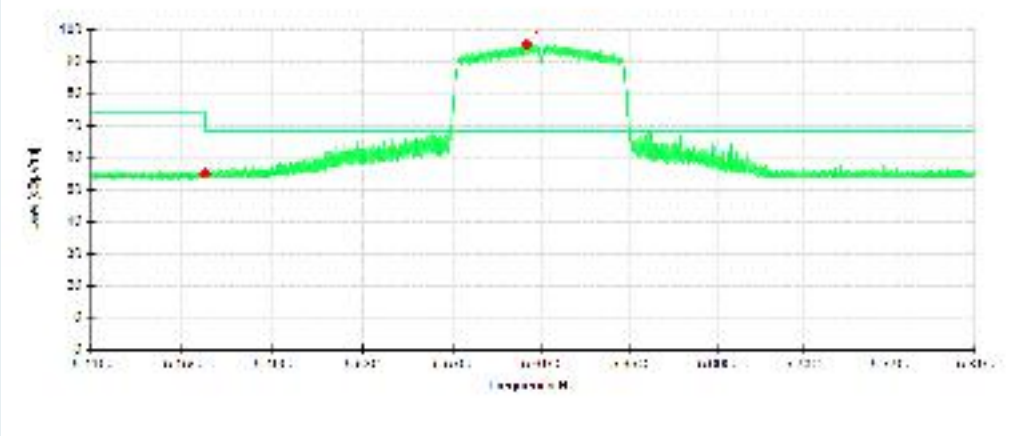

No.	Frequency MHz	Reading dBμV/m	Level dBμV/m	Factor dB	Limit dBuV/m	Margin dB	Height cm	Angle °	Pole	Comment
1	5460.0000	40.75	55.58	14.83	74.00	18.42	100	142	Horizontal	/
2	5603.1600	81.97	96.92	14.95	68.30	-28.62	100	142	Horizontal	No limit
3	5770.6400	45.71	61.77	16.06	68.30	6.53	100	142	Horizontal	/
1	5460.0000	40.33	55.16	14.83	74.00	18.84	200	210	Vertical	/
2	5603.4400	80.45	95.41	14.96	68.30	-27.11	200	218	Vertical	No limit

802.11ac VHT80 mode/5610MHz

Detector mode: Average Polarity: Horizontal

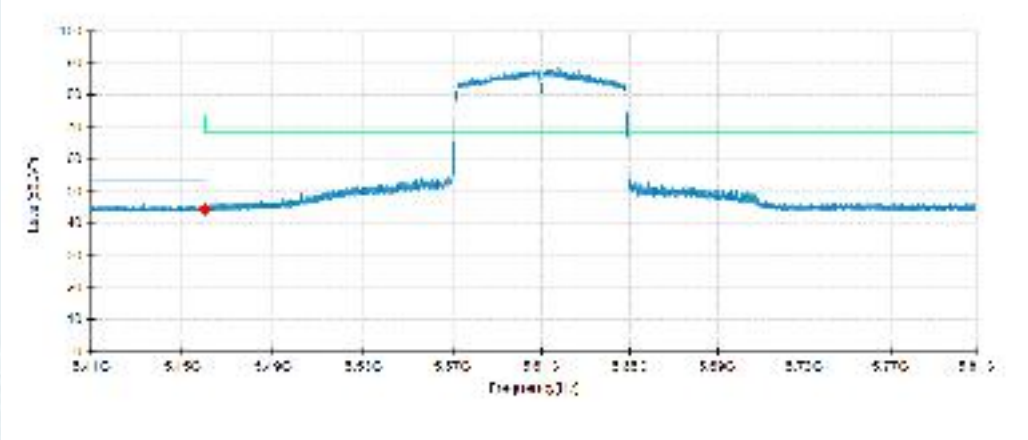

Detector mode: Average Polarity: Vertical

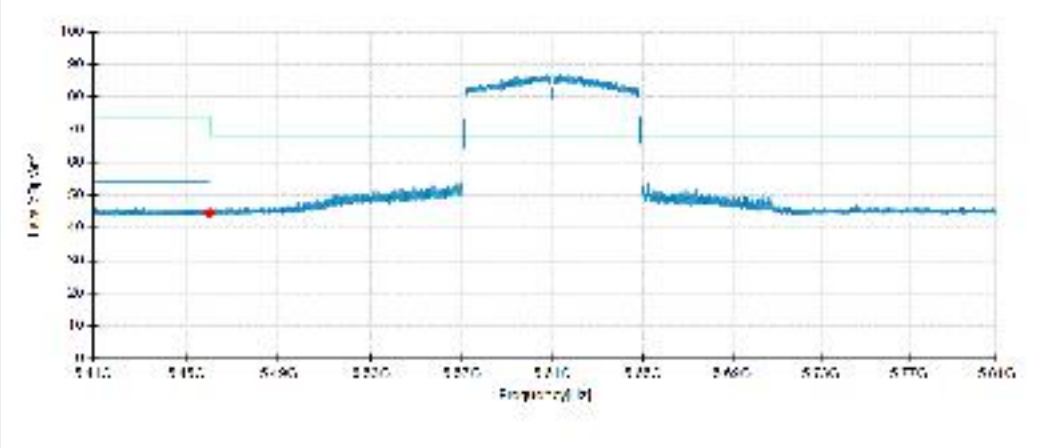

No.	Frequency MHz	Reading dBμV/m	Level dBμV/m	Factor dB	Limit dBuV/m	Margin dB	Height cm	Angle °	Pole	Comment
1	5460.0000	29.65	44.48	14.83	54.00	9.52	100	254	Horizontal	/
1	5460.0000	29.68	44.51	14.83	54.00	9.49	100	218	Vertical	/

Remark: Max field strength in 3m distance. No any other emission which falls in restricted bands can be detected and be reported.

8. 6DB BANDWIDTH &26DB BANDWIDTH & 99% OCCUPIED BANDWIDTH

8.1. LIMITS

Band	Frequency (MHz)	Test Item	Limit
U-NII-1	5150-5250	26dB Bandwidth&99% Occupied Bandwidth	N/A
U-NII-2A	5250-5350	26dB Bandwidth&99% Occupied Bandwidth	N/A
U-NII-2C	5470-5725	26dB Bandwidth&99% Occupied Bandwidth	N/A
U-NII-3	5725-5850	6dB Bandwidth&99% Occupied Bandwidth	6dB Bandwidth ≥500KHz

8.2. TEST PROCEDURES

For 26dB Bandwidth Measurement :

a. Connect EUT antenna terminal to the spectrum analyzer with RF cable.
b. Spectrum analyzer setting parameters in accordance with table 1.
c. Set the EUT transmit continuously with maximum output power.
d. Allow trace to stabilize, measure the maximum width of the emission that is 26 dB down from the peak of the emission.Compare this with the RBW setting of the instrument. Readjust RBW and repeat measurement as needed until the RBW/EBW ratio is approximately 1%.
e. Repeat above procedures until all modes and channels were measured.
f. Record the results in the test report.

For 6dB Bandwidth Measurement :

a. Connect EUT antenna terminal to the spectrum analyzer with RF cable.
b. Spectrum analyzer setting parameters in accordance with table 2.
c. Set the EUT transmit continuously with maximum output power.
d. Allow trace to stabilize, measure the maximum width of the emission that is constrained by the frequencies associated with the two outermost amplitude points (upper and lower frequencies) that are attenuated by 6 dB relative to the maximum level measured in the fundamental emission.
e. Repeat above procedures until all modes and channels were measured.
f. Record the results in the test report.

For 99% Occupied Bandwidth Measurement :

a. Connect EUT antenna terminal to the spectrum analyzer with RF cable.
b. Spectrum analyzer setting parameters in accordance with table 3.
c. Set the EUT transmit continuously with maximum output power.
d. Allow trace to stabilize, use the 99% power bandwidth function to measure bandwidth.
e. Repeat above procedures until all modes and channels were measured.

Record the results in the test report.

Table 1:

26dB Bandwidth	
Spectrum Parameters	Setting
RBW	approximately 1% of the emission bandwidth
VBW	≥RBW
Span	40MHz(20MHz Bandwidth mode) 60MHz(40MHz Bandwidth mode) 120MHz(80MHz Bandwidth mode)
Sweep Time	Auto
Detector	Peak
Trace Mode	Max Hold

Table 2:

6dB Bandwidth	
Spectrum Parameters	Setting
RBW	100KHz
VBW	300KHz
Span	40MHz(20MHz Bandwidth mode) 60MHz(40MHz Bandwidth mode) 120MHz(80MHz Bandwidth mode)
Sweep Time	Auto
Detector	Peak
Trace Mode	Max Hold

Table 3:

99% Occupied Bandwidth	
Spectrum Parameters	Setting
RBW	1% to 5% of the OBW
VBW	approximately three times the RBW
Span	between 1.5 times and 5.0 times the OBW
Sweep Time	Auto
Detector	Peak
Trace Mode	Max Hold

8.3. TEST SETUP

8.4. TEST RESULTS

Test Mode	Band	Test Frequency (MHz)	26dB Bandwidth (MHz)	99% Occupied Bandwidth (MHz)
802.11a	U-NII-1	5180	21.02	16.651
		5200	22.89	16.753
		5240	21.11	16.599
	U-NII-2A	5260	20.20	16.631
		5300	20.17	16.679
		5320	19.87	16.530
	U-NII-2C	5500	26.02	16.865
		5580	20.91	16.620
		5700	21.46	16.660
	U-NII-3	5745	20.75	16.566
		5785	20.34	16.582
		5825	20.31	16.551

Test Mode	Band	Test Frequency (MHz)	26dB Bandwidth (MHz)	99% Occupied Bandwidth (MHz)
802.11n HT20	U-NII-1	5180	23.14	17.667
		5200	22.82	17.705
		5240	21.58	17.687
	U-NII-2A	5260	22.61	17.687
		5300	22.38	17.712
		5320	30.78	18.288
	U-NII-2C	5500	22.62	17.695
		5580	21.91	17.689
		5700	22.53	17.642
	U-NII-3	5745	24.51	17.656
		5785	24.83	17.666
		5825	21.92	17.682

Test Mode	Band	Test Frequency (MHz)	26dB Bandwidth (MHz)	99% Occupied Bandwidth (MHz)
802.11ac VHT20	U-NII-1	5180	21.68	17.657
		5200	21.31	17.657
		5240	20.34	17.671
	U-NII-2A	5260	20.36	17.680
		5300	20.56	17.642
		5320	20.41	17.643
	U-NII-2C	5500	23.26	17.737
		5580	21.89	17.643
		5700	22.26	17.668
	U-NII-3	5745	21.33	17.685
		5785	21.39	17.692
		5825	21.56	17.722

Test Mode	Band	Test Frequency (MHz)	26dB Bandwidth (MHz)	99% Occupied Bandwidth (MHz)
802.11n HT40	U-NII-1	5190	65.25	36.443
		5230	68.09	36.340
	U-NII-2A	5270	52.90	36.424
		5310	64.89	36.226
	U-NII-2C	5510	45.06	35.966
		5550	62.90	36.459
		5670	53.69	36.301
	U-NII-3	5755	57.49	36.403
		5795	64.35	36.540

Test Mode	Band	Test Frequency (MHz)	26dB Bandwidth (MHz)	99% Occupied Bandwidth (MHz)
802.11ac VHT40	U-NII-1	5190	39.58	35.887
		5230	41.42	36.291
	U-NII-2A	5270	41.13	36.225
		5310	40.93	36.221
	U-NII-2C	5510	40.53	35.928
		5550	39.73	35.844
		5670	39.68	35.934
	U-NII-3	5755	46.56	36.374
		5795	42.13	36.503

Test Mode	Band	Test Frequency (MHz)	26dB Bandwidth (MHz)	99% Occupied Bandwidth (MHz)
802.11ac VHT80	U-NII-1	5210	79.98	75.455
	U-NII-2A	5290	93.40	75.476
	U-NII-2C	5530	81.49	75.359
		5610	79.80	75.259
	U-NII-3	5775	80.41	75.451

Test Results (plots) of Bandwidth

802.11a mode

Channel 5180MHz

Channel 5200MHz

Channel 5240MHz

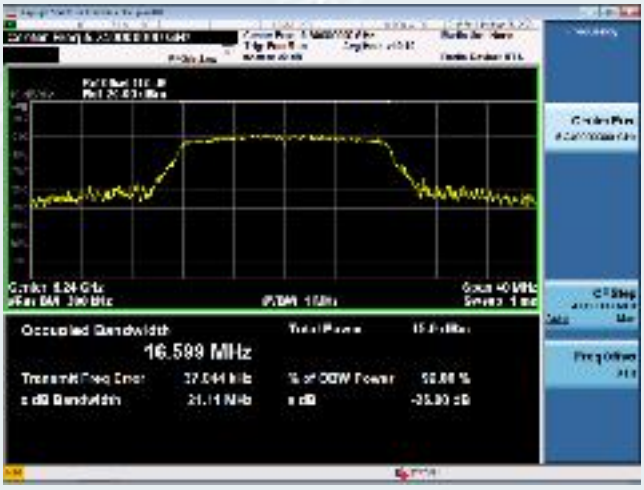

Channel 5260MHz

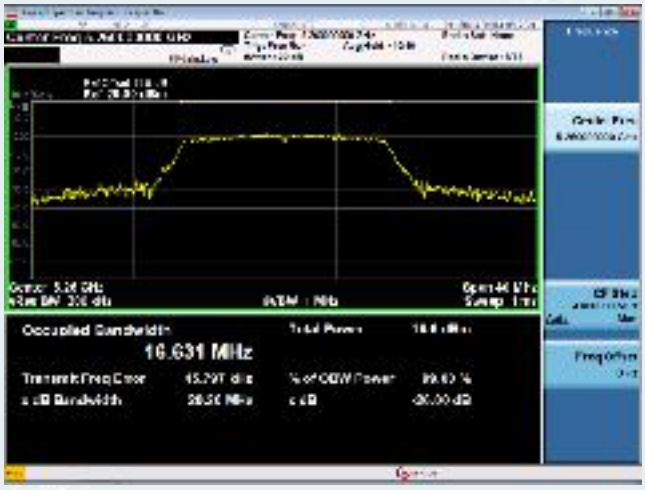

Channel 5300MHz

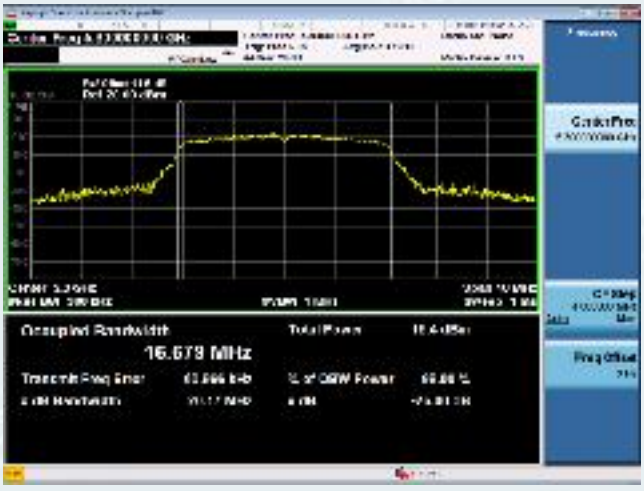

Channel 5320MHz

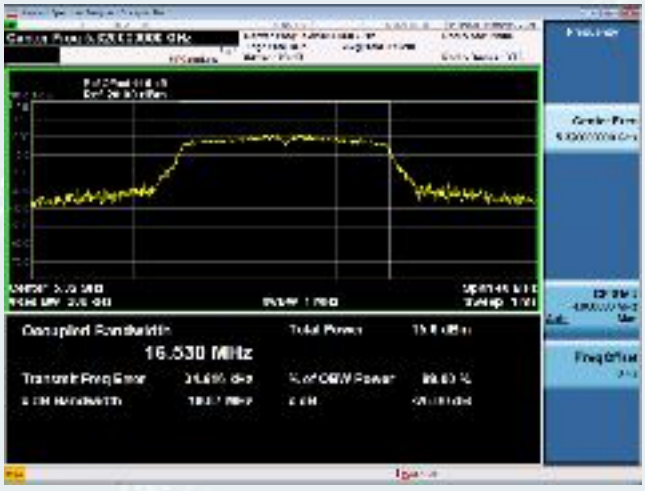

802.11a mode

Channel 5500MHz

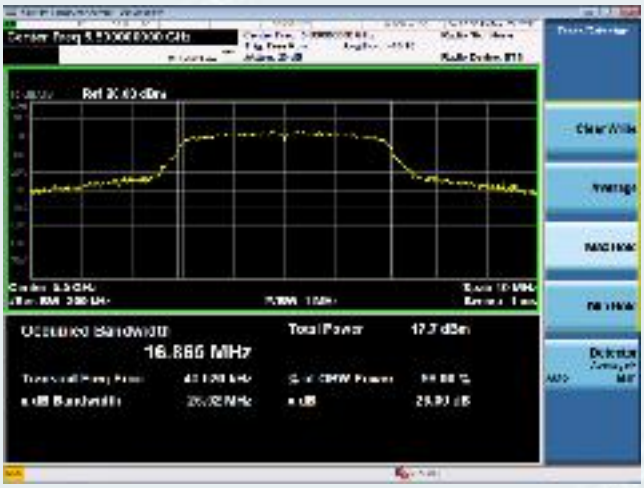

Channel 5580MHz

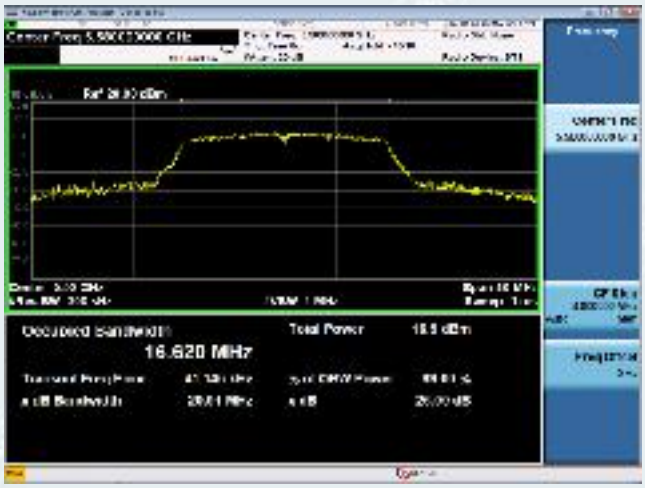

Channel 5700MHz

Channel 5745MHz

Channel 5785MHz

Channel 5825MHz

802.11n HT20 mode

Channel 5180MHz

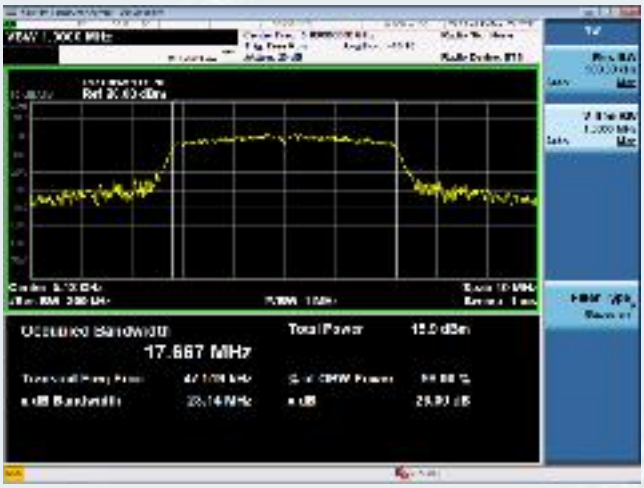

Channel 5200MHz

Channel 5240MHz

Channel 5260MHz

Channel 5300MHz

Channel 5320MHz

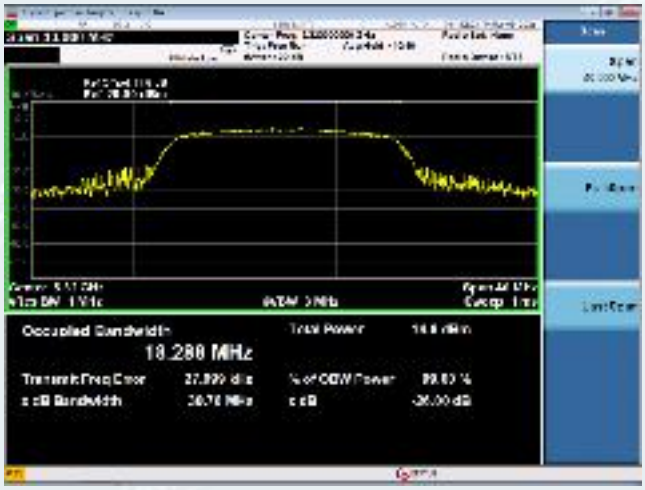

802.11n HT20 mode

Channel 5500MHz

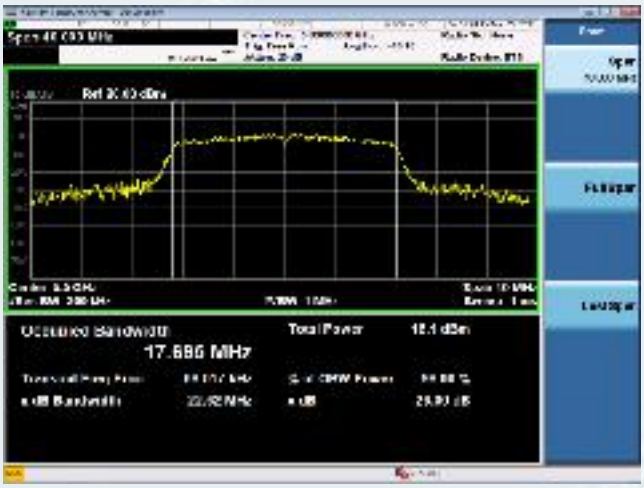

Channel 5580MHz

Channel 5700MHz

Channel 5745MHz

Channel 5785MHz

Channel 5825MHz

802.11ac VHT20 mode

Channel 5180MHz

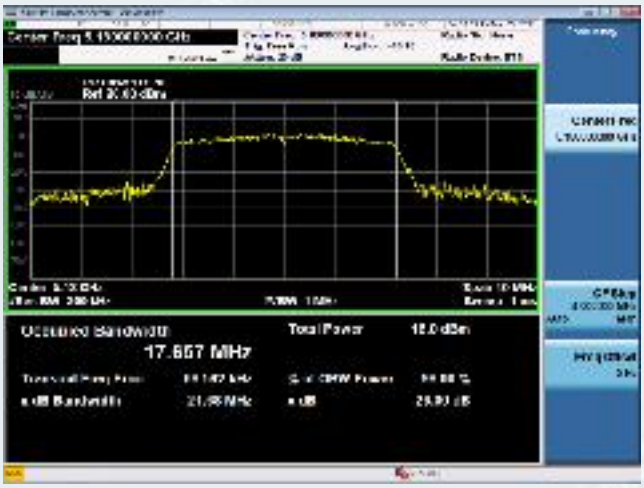

Channel 5200MHz

Channel 5240MHz

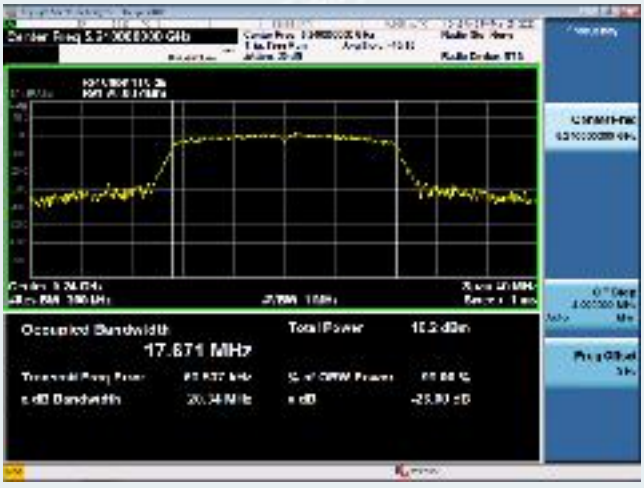

Channel 5260MHz

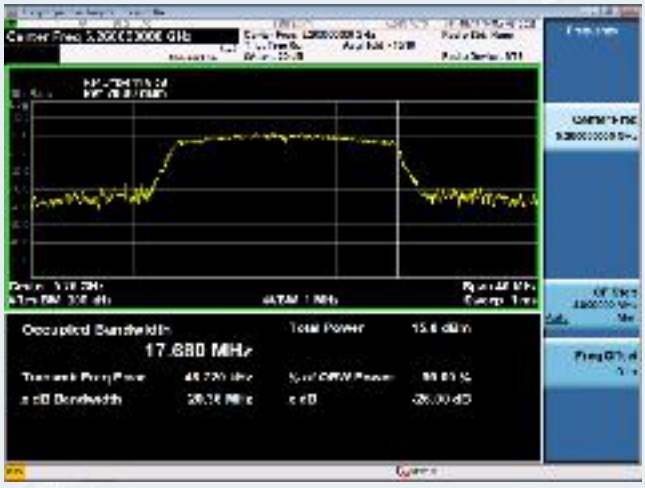

Channel 5300MHz

Channel 5320MHz

802.11ac VHT20 mode

Channel 5500MHz

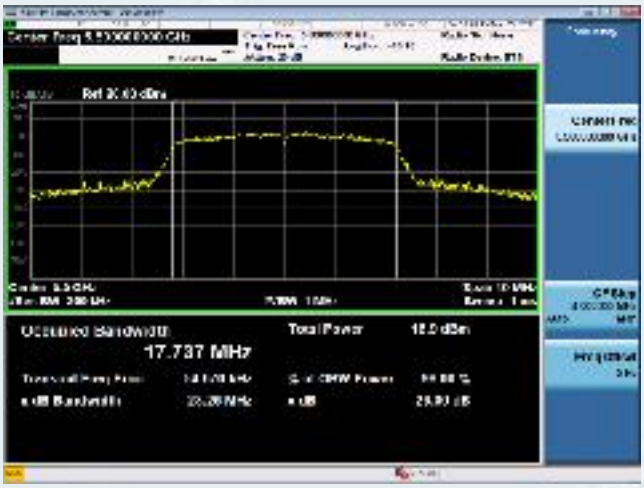

Channel 5580MHz

Channel 5700MHz

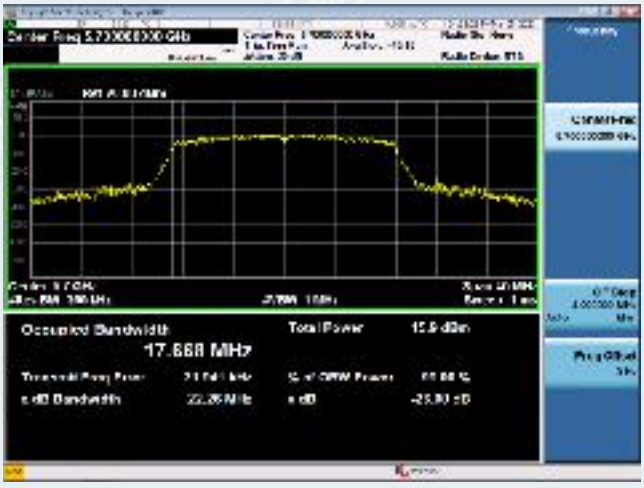

Channel 5745MHz

Channel 5785MHz

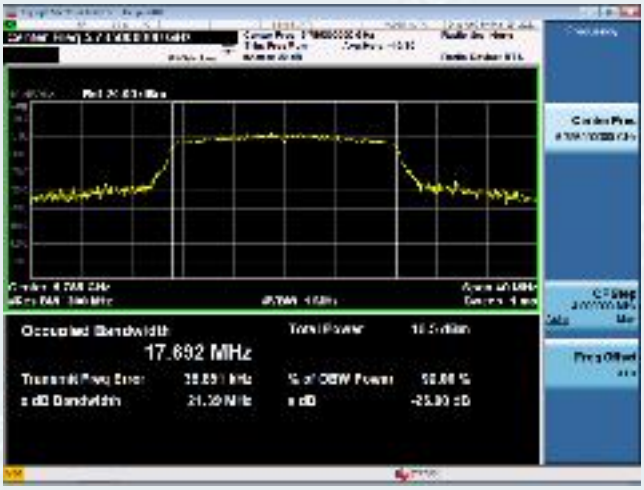

Channel 5825MHz

802.11n HT40 mode

Channel 5190MHz

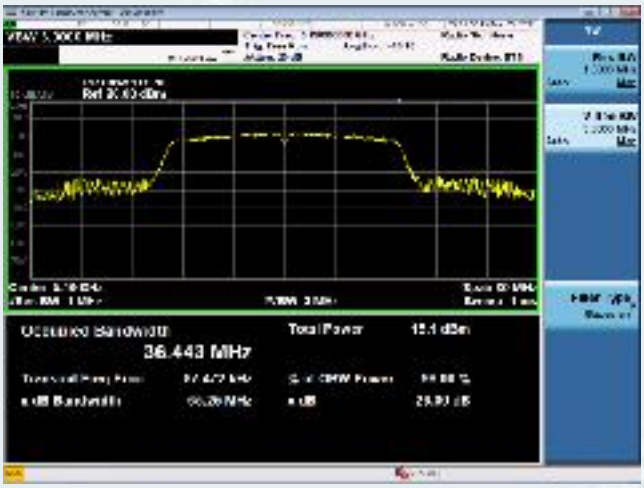

Channel 5230MHz

Channel 5270MHz

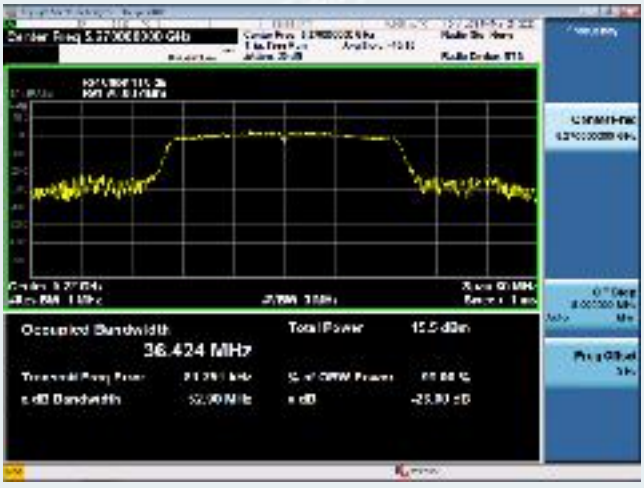

Channel 5310MHz

Channel 5510MHz

Channel 5550MHz

802.11n HT40 mode

Channel 5670MHz

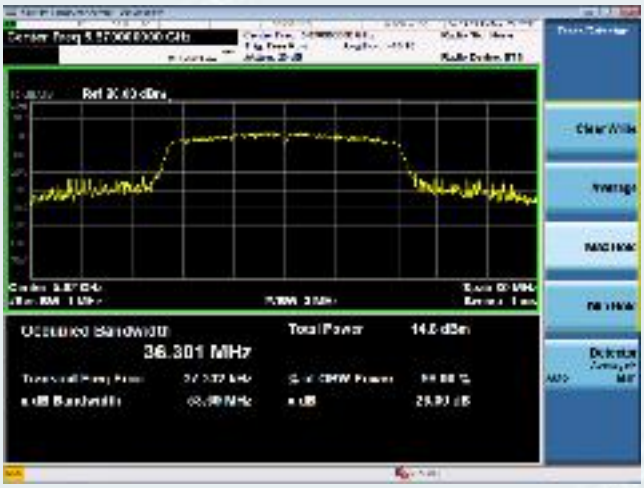

Channel 5755MHz

Channel 5795MHz

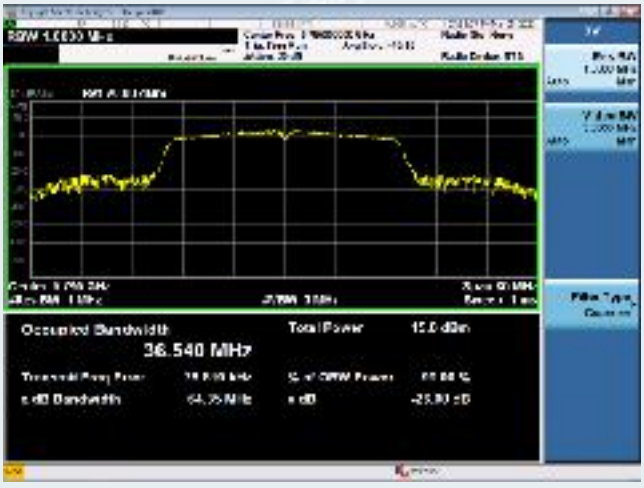

802.11ac VHT40 mode

Channel 5190MHz

Channel 5230MHz

Channel 5270MHz

Channel 5310MHz

Channel 5510MHz

Channel 5550MHz

802.11ac VHT40 mode

Channel 5670MHz

Channel 5755MHz

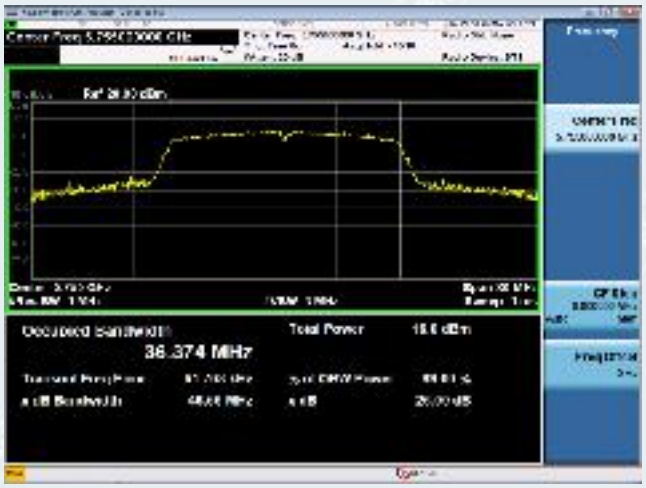

Channel 5795MHz

802.11ac VHT80 mode

Channel 5210MHz

Channel 5290MHz

Channel 5530MHz

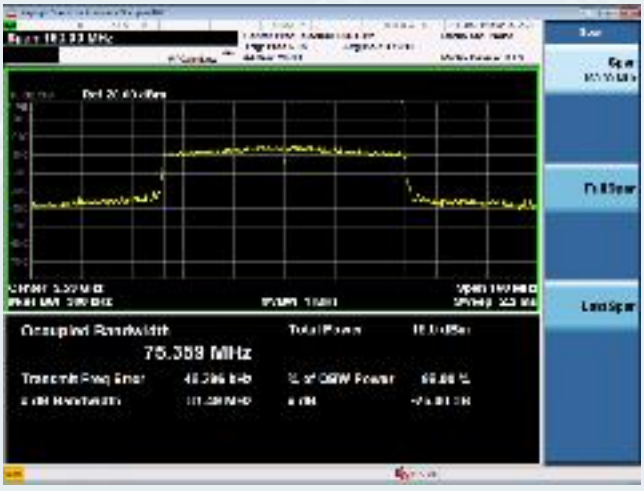

Channel 5610MHz

Channel 5775MHz

6dB Bandwidth

802.11a mode			
Frequency (MHz)	6dB Bandwidth (MHz)	Limit (kHz)	Result
5745	15.14	>500	PASS
5785	15.16		PASS
5825	15.06		PASS

802.11n HT20 mode			
Frequency (MHz)	6dB Bandwidth (MHz)	Limit (kHz)	Result
5745	15.07	>500	PASS
5785	15.12		PASS
5825	14.22		PASS

802.11ac VHT20 mode			
Frequency (MHz)	6dB Bandwidth (MHz)	Limit (kHz)	Result
5745	15.13	>500	PASS
5785	15.16		PASS
5825	15.09		PASS

802.11n HT40 mode			
Frequency (MHz)	6dB Bandwidth (MHz)	Limit (kHz)	Result
5755	35.16	>500	PASS
5795	33.91		PASS

802.11ac VHT40 mode			
Frequency (MHz)	6dB Bandwidth (MHz)	Limit (kHz)	Result
5755	35.14	>500	PASS
5795	32.68		PASS

802.11ac VHT80 mode			
Frequency (MHz)	6dB Bandwidth (MHz)	Limit (kHz)	Result
5755	73.83	>500	PASS

802.11a mode

Channel 5745MHz

Channel 5785MHz

Channel 5825MHz

802.11n HT20 mode

Channel 5745MHz

Channel 5785MHz

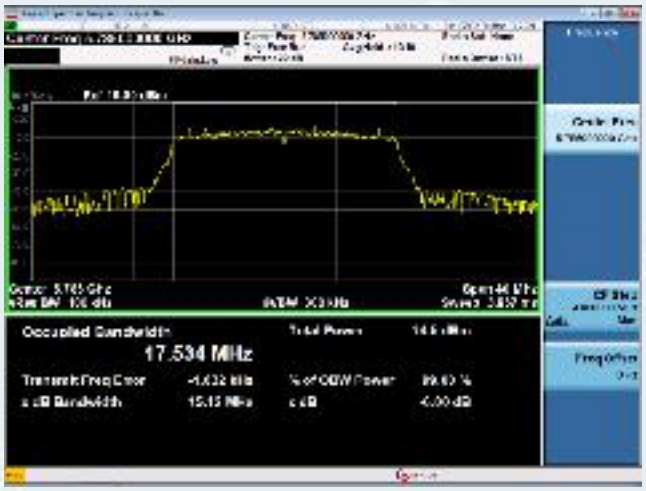

Channel 5825MHz

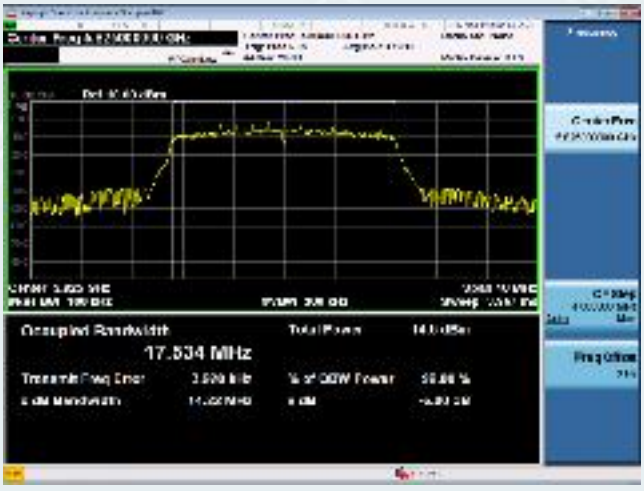

802.11ac VHT20 mode

Channel 5745MHz

Channel 5785MHz

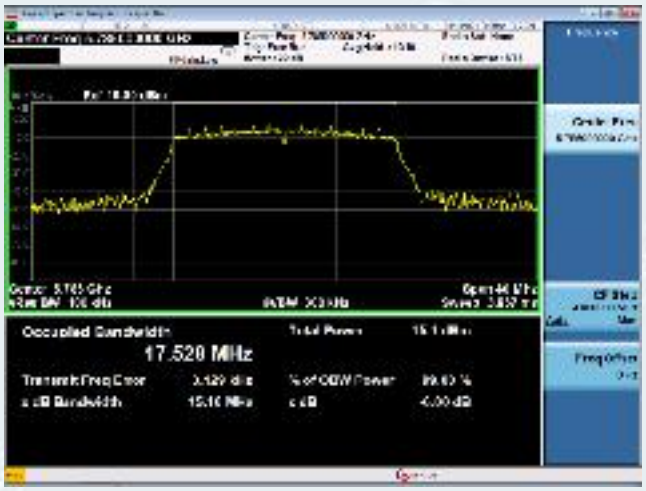

Channel 5825MHz

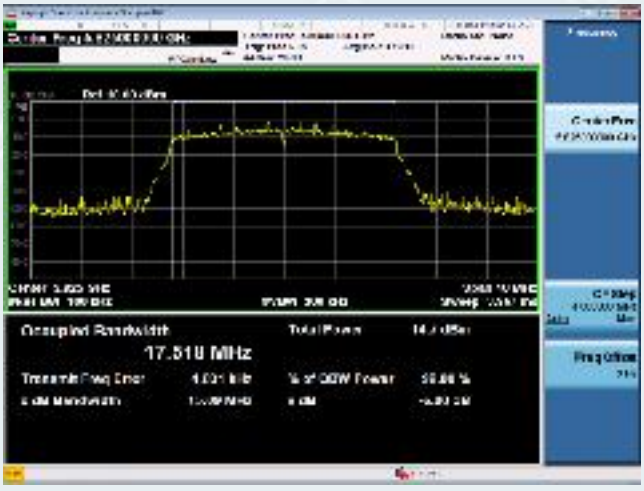

802.11n HT40 mode

Channel 5755MHz

Channel 5795MHz

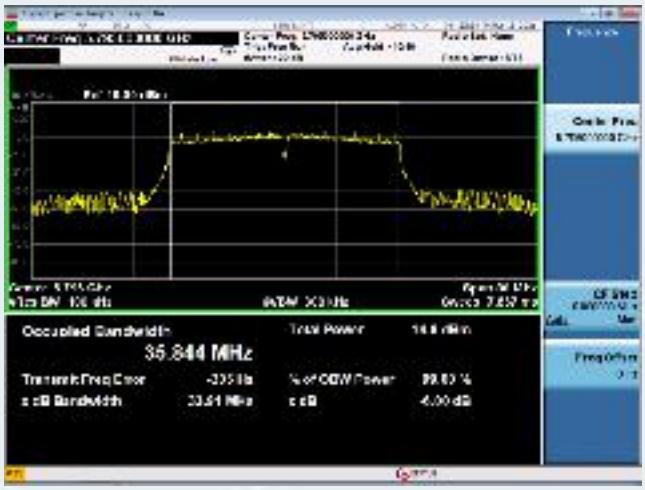

802.11ac VHT40 mode

Channel 5755MHz

Channel 5795MHz

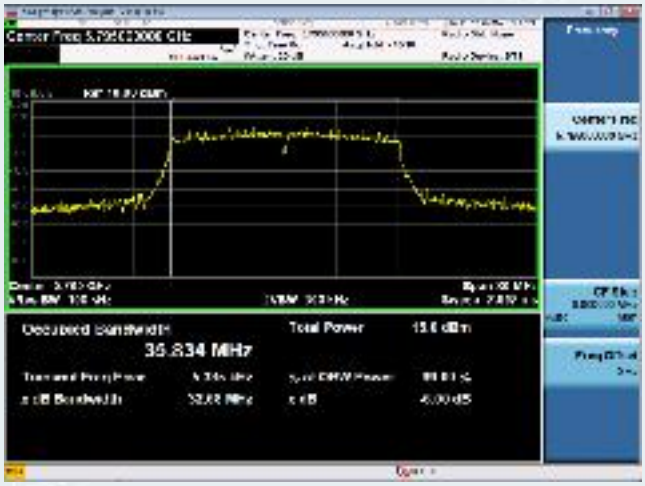

802.11ac VHT80 mode

Channel 5775MHz

9. OUTPUT POWER

9.1. LIMITS

The FCC 15.407(a),The maximum conducted output power should not exceed:

Band	EUT Type	Limit
U-NII-1	Outdoor Access Point	1W(30dBm) (Max. e.i.r.p ≦ 125mW at any elevation angle above 30 degrees as measured from the horizon)
	Indoor Access Point	1W(30dBm)
	Fixed point-to-point Access Point	1W(30dBm)
	Mobile and Portable Client Device	250mW(23.98dBm)
U-NII-2A	All Device	250mW(23.98dBm) or 11dBm+10 log B,Which is lesser. (B is 26dB Bandwidth in MHz)
U-NII-2C	All Device	250mW(23.98dBm) or 11dBm+10 log B,Which is lesser. (B is 26dB Bandwidth in MHz)
U-NII-3	All Device	1W(30dBm)

9.2. TEST PROCEDURES

1) The RF output of EUT was connected to the broadband average RF power meter by RF cable and attenuator. The path loss was compensated to the results for each measurement.
2) Set to the maximum power setting and enable the EUT transmit continuously.
3) Measure the conducted output power and record the results in the test report.

9.3. TEST SETUP

9.4. TEST RESULTS

Test Mode	Band	Frequency (MHz)	AVG Conducted Output Power + Duty Factor (dBm)	Limit (dBm)	Result
802.11a	U-NII-1	5180	9.98	24.00	Pass
		5200	9.87		Pass
		5240	9.85		Pass
	U-NII-2A	5260	9.81		Pass
		5300	9.55		Pass
		5320	9.63		Pass
	U-NII-2C	5500	10.28		Pass
		5580	10.63		Pass
		5700	10.25		Pass
	U-NII-3	5745	10.24	30	Pass
		5785	10.13		Pass
		5825	10.16		Pass

Test Mode	Band	Frequency (MHz)	AVG Conducted Output Power + Duty Factor (dBm)	Limit (dBm)	Result
802.11n HT20	U-NII-1	5180	9.86	24.00	Pass
		5200	9.75		Pass
		5240	9.58		Pass
	U-NII-2A	5260	9.59		Pass
		5300	9.69		Pass
		5320	9.55		Pass
	U-NII-2C	5500	10.18		Pass
		5580	10.53		Pass
		5700	10.12		Pass
	U-NII-3	5745	10.16	30	Pass
		5785	9.99		Pass
		5825	9.99		Pass

Test Mode	Band	Frequency (MHz)	AVG Conducted Output Power + Duty Factor (dBm)	Limit (dBm)	Result
802.11ac VHT20	U-NII-1	5180	9.72	24.00	Pass
		5200	9.76		Pass
		5240	9.75		Pass
	U-NII-2A	5260	9.61		Pass
		5300	9.64		Pass
		5320	9.44		Pass
	U-NII-2C	5500	10.24		Pass
		5580	10.36		Pass
		5700	10.03		Pass
	U-NII-3	5745	9.91	30	Pass
		5785	9.94		Pass
		5825	9.89		Pass

Test Mode	Band	Frequency (MHz)	AVG Conducted Output Power+ Duty Factor (dBm)	Limit (dBm)	Result
802.11n HT40 mode	U-NII-1	5190	9.74	24.00	Pass
		5230	9.68		Pass
	U-NII-2A	5270	9.58		Pass
		5310	9.50		Pass
	U-NII-2C	5510	10.13		Pass
		5550	10.33		Pass
		5670	10.06		Pass
	U-NII-3	5755	10.00	30	Pass
		5795	9.98		Pass

Test Mode	Band	Frequency (MHz)	AVG Conducted Output Power+ Duty Factor (dBm)	Limit (dBm)	Result
802.11ac VHT40 mode	U-NII-1	5190	9.77	24.00	Pass
		5230	9.63		Pass
	U-NII-2A	5270	9.57		Pass
		5310	9.47		Pass
	U-NII-2C	5510	10.17		Pass
		5550	10.37		Pass
		5670	10.24		Pass
	U-NII-3	5755	10.09	30	Pass
		5795	9.93		Pass

Test Mode	Band	Frequency (MHz)	AVG Conducted Output Power + Duty Factor (dBm)	Limit (dBm)	Result
802.11ac VHT80	U-NII-1	5210	9.54	24.00	Pass
	U-NII-2A	5290	9.49		Pass
	U-NII-2C	5530	10.14		Pass
		5610	10.45		Pass
	U-NII-3	5775	10.00	30	Pass

10. POWER SPECTRAL DENSITY

10.1. LIMITS

FCC 15.407(a)
The maximum power spectral density should not exceed:

Band	EUT Type	Limit
U-NII-1	Outdoor Access Point	17dBm/MHz
	Indoor Access Point	17dBm/MHz
	Fixed point-to-point Access Point	17dBm/MHz
	Mobile and Portable Client Device	11dBm/MHz
U-NII-2A	All Device	11dBm/MHz
U-NII-2C	All Device	11dBm/MHz
U-NII-3	All Device	30dBm/500KHz

If transmitting antennas of directional gain greater than 6dBi are used, both the peak transmits power and the peak power spectral density shall be reduced by the amount in dB that the directional gain of the antenna exceeds 6dBi.

10.2. TEST PROCEDURES

Spectrum Parameters	Setting
RBW	1MHz(For U-NII-1&U-NII-2A&U-NII-2C) 500KHz(For U-NII-3)
VBW	3MHz(For U-NII-1&U-NII-2A&U-NII-2C) 2MHz(For U-NII-3)
Span	encompass the entire 26 dB EBW or 99% OBW of the signal
Sweep Time	Auto
Number of Sweep Point	≥2 × SPAN/RBW
Detector	RMS(power averaging)
Trace Average	≥100 traces

10.3. TEST SETUP

10.4. TEST RESULTS

Duty Cycle Calculation					
	Mode	ON Time	Total Time	Duty Cycle	Duty Factor
duty cycle<98%	802.11a	1.394	1.436	97.075%	0.13
	802.11n HT20	1.302	1.346	96.731%	0.14
	802.11n HT40	0.649	0.692	93.786%	0.28
	802.11ac VHT20	1.314	1.358	96.760%	0.14
	802.11ac VHT40	0.654	0.696	93.966%	0.27
	802.11ac VHT80	0.326	0.369	88.347%	0.54

Power Spectral Density

Test Mode	Band	Frequency (MHz)	PSD + Duty Factor (dBm)	Limit	Result
802.11a	U-NII-1	5180	3.58	11dBm/MHz	Pass
		5200	4.00		Pass
		5240	3.69		Pass
	U-NII-2A	5260	3.71		Pass
		5300	3.38		Pass
		5320	2.80		Pass
	U-NII-2C	5500	3.82		Pass
		5580	4.50		Pass
		5700	3.86		Pass
	U-NII-3	5745	3.53	30dBm/500kHz	Pass
		5785	3.52		Pass
		5825	3.55		Pass

Test Mode	Band	Frequency (MHz)	PSD + Duty Factor (dBm)	Limit	Result
802.11n HT20	U-NII-1	5180	2.99	11dBm/MHz	Pass
		5200	2.96		Pass
		5240	2.85		Pass
	U-NII-2A	5260	3.70		Pass
		5300	3.15		Pass
		5320	3.09		Pass
	U-NII-2C	5500	3.80		Pass
		5580	4.20		Pass
		5700	3.00		Pass
	U-NII-3	5745	2.96	30dBm/500kHz	Pass
		5785	3.16		Pass
		5825	3.90		Pass

Test Mode	Band	Frequency (MHz)	PSD + Duty Factor (dBm)	Limit	Result
802.11ac VHT20	U-NII-1	5180	2.98	11dBm/MHz	Pass
		5200	3.02		Pass
		5240	2.78		Pass
	U-NII-2A	5260	3.77		Pass
		5300	3.27		Pass
		5320	2.90		Pass
	U-NII-2C	5500	3.55		Pass
		5580	4.25		Pass
		5700	3.51		Pass
	U-NII-3	5745	3.03	30dBm/500kHz	Pass
		5785	3.77		Pass
		5825	3.15		Pass

Test Mode	Band	Frequency (MHz)	PSD + Duty Factor (dBm)	Limit	Result
802.11n HT40	U-NII-1	5190	-0.09	11dBm/MHz	Pass
		5230	0.80		Pass
	U-NII-2A	5270	0.53		Pass
		5310	0.22		Pass
	U-NII-2C	5510	0.68		Pass
		5550	1.24		Pass
		5670	0.46		Pass
	U-NII-3	5755	0.62	30dBm/500kHz	Pass
		5795	0.66		Pass

Test Mode	Band	Frequency (MHz)	PSD + Duty Factor (dBm)	Limit	Result
802.11ac VHT40	U-NII-1	5190	0.35	11dBm/MHz	Pass
		5230	0.48		Pass
	U-NII-2A	5270	1.49		Pass
		5310	-0.03		Pass
	U-NII-2C	5510	0.70		Pass
		5550	1.81		Pass
		5670	0.61		Pass
	U-NII-3	5755	1.08	30dBm/500kHz	Pass
		5795	0.28		Pass

Test Mode	Band	Frequency (MHz)	PSD + Duty Factor (dBm)	Limit	Result
802.11ac VHT80	U-NII-1	5210	-0.78	11dBm/MHz	Pass
	U-NII-2A	5290	-2.65		Pass
	U-NII-2C	5530	-0.35		Pass
		5610	-1.46		Pass
	U-NII-3	5775	-1.84	30dBm/500kHz	Pass

Test Results (plots) of PPSD

802.11a mode

Channel 5180MHz

Channel 5200MHz

Channel 5240MHz

Channel 5260MHz

Channel 5300MHz

Channel 5320MHz

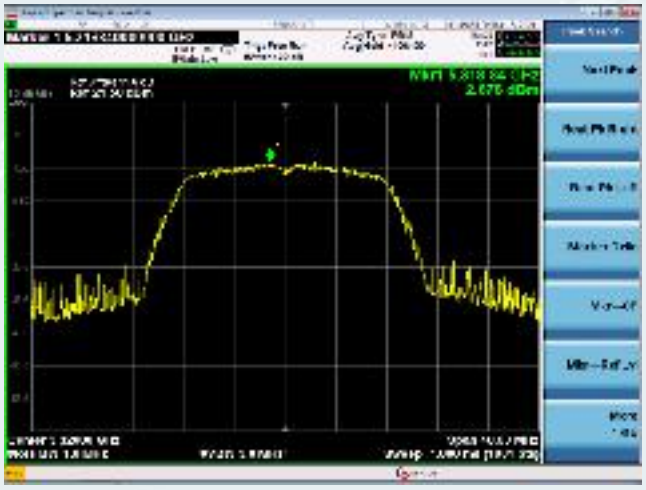

802.11a mode

Channel 5500MHz

Channel 5580MHz

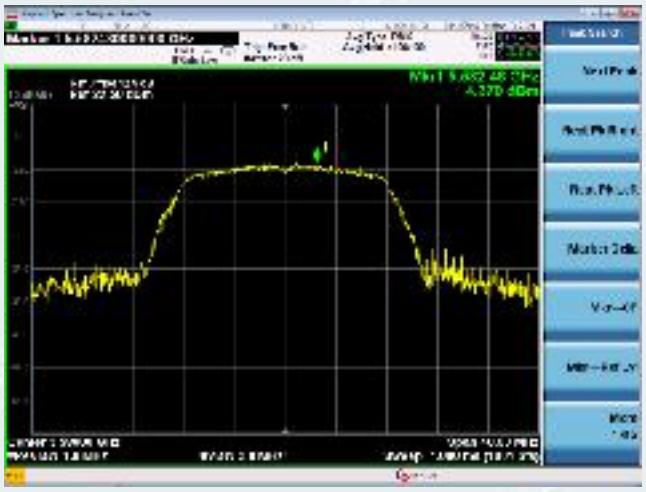

Channel 5700MHz

Channel 5745MHz

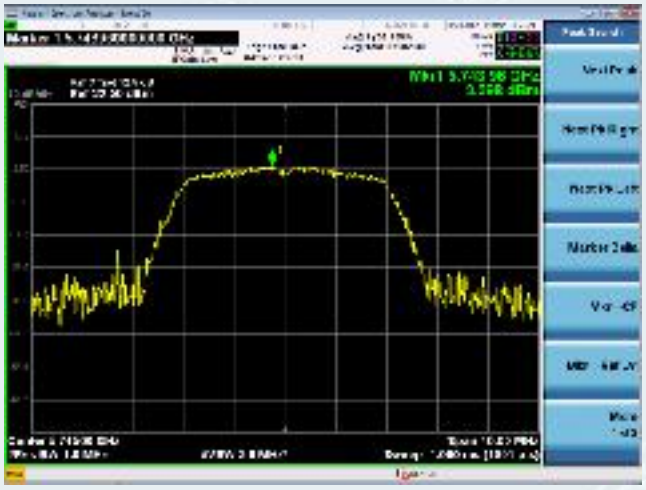

Channel 5785MHz

Channel 5825MHz

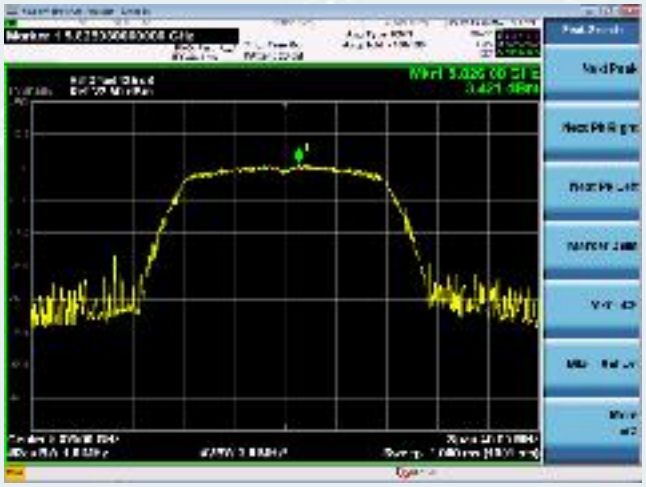

802.11n HT20 mode

Channel 5180MHz

Channel 5200MHz

Channel 5240MHz

Channel 5260MHz

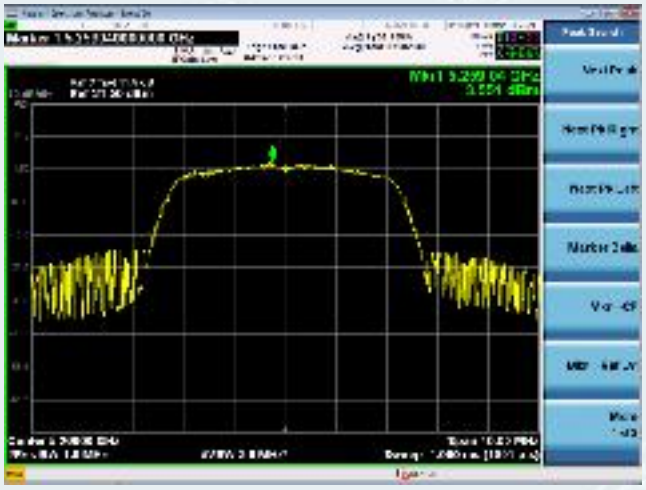

Channel 5300MHz

Channel 5320MHz

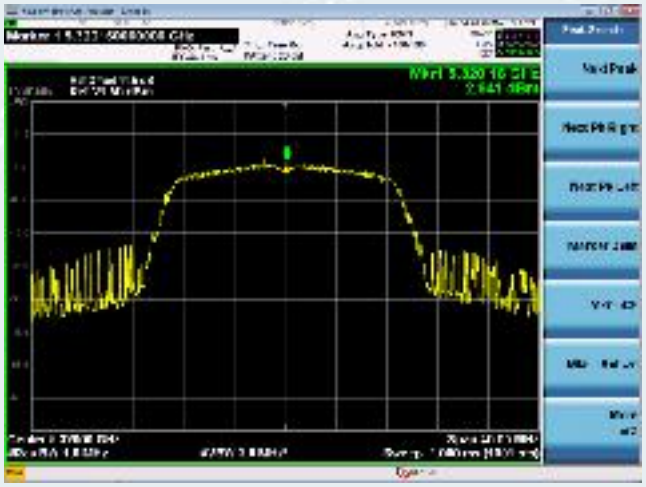

802.11n HT20 mode

Channel 5500MHz

Channel 5580MHz

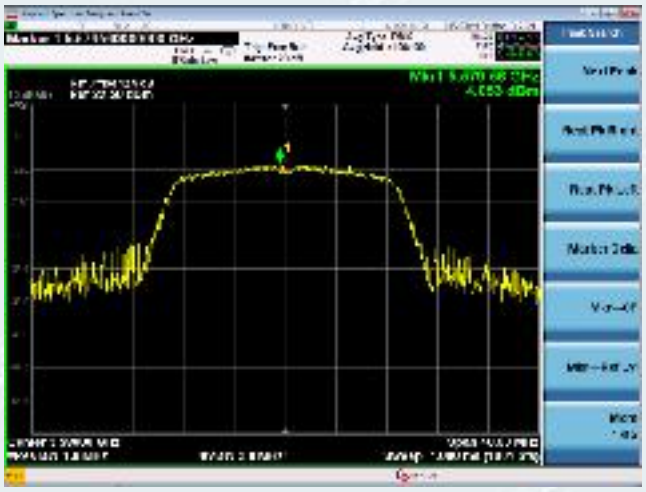

Channel 5700MHz

Channel 5745MHz

Channel 5785MHz

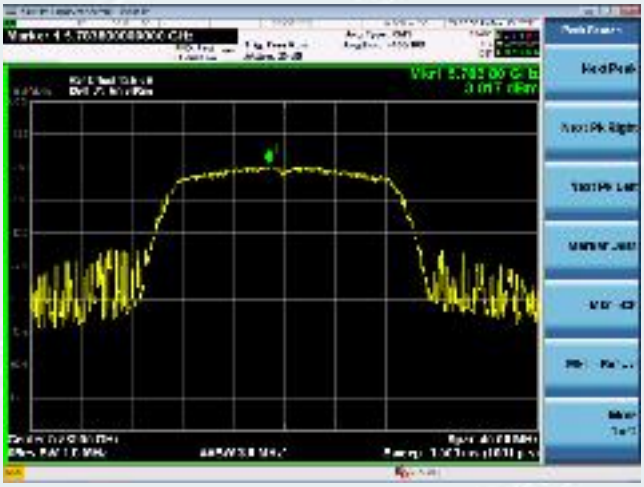

Channel 5825MHz

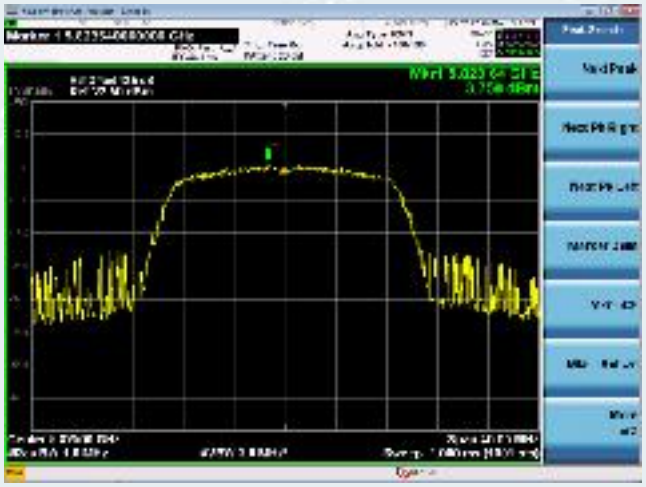

802.11ac VHT20 mode

Channel 5180MHz

Channel 5200MHz

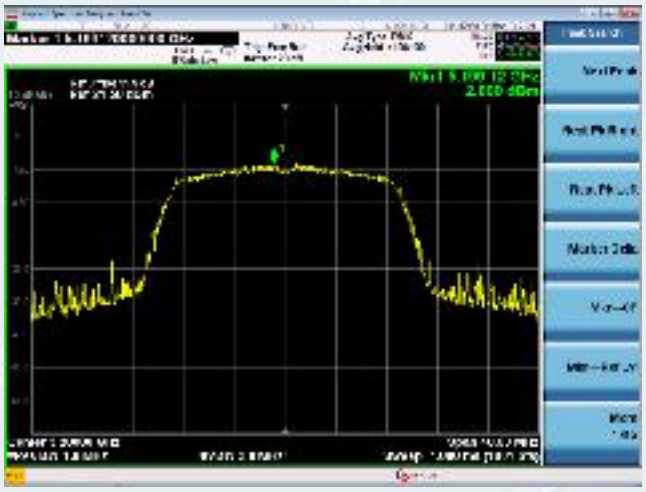

Channel 5240MHz

Channel 5260MHz

Channel 5300MHz

Channel 5320MHz

802.11ac VHT20 mode

Channel 5500MHz

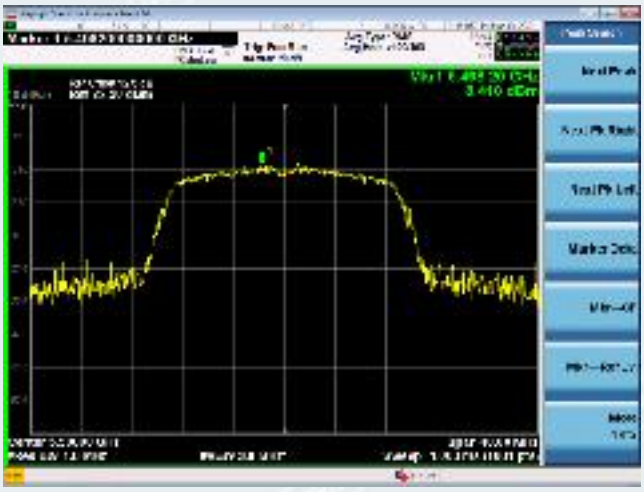

Channel 5580MHz

Channel 5700MHz

Channel 5745MHz

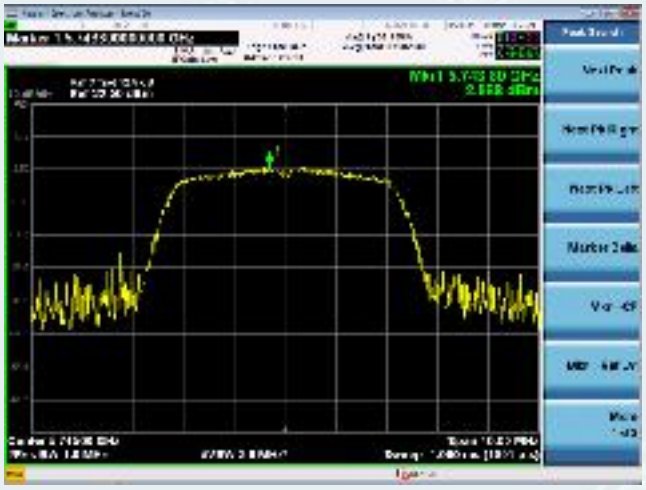

Channel 5785MHz

Channel 5825MHz

802.11n HT40 mode

Channel 5190MHz

Channel 5230MHz

Channel 5270MHz

Channel 5310MHz

Channel 5510MHz

Channel 5550MHz

802.11n HT40 mode

Channel 5670MHz

Channel 5755MHz

Channel 5795MHz

802.11ac VHT40 mode

Channel 5190MHz

Channel 5230MHz

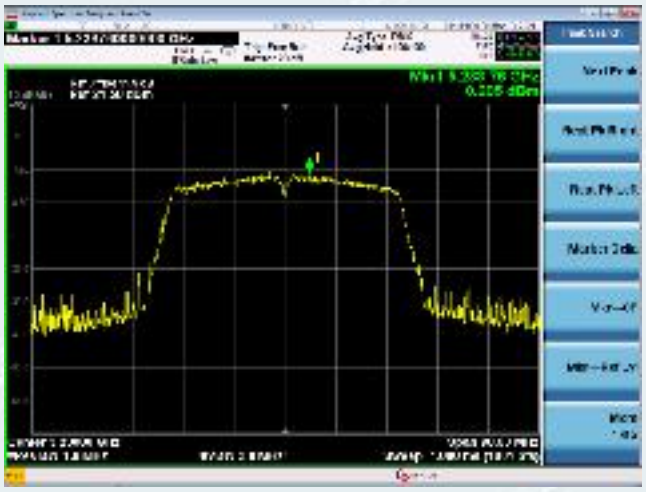

Channel 5270MHz

Channel 5310MHz

Channel 5510MHz

Channel 5550MHz

802.11ac VHT40 mode

Channel 5670MHz

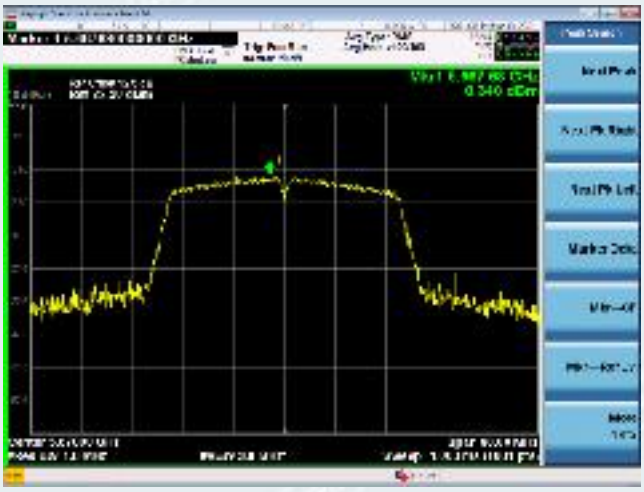

Channel 5755MHz

Channel 5795MHz

802.11ac VHT80 mode

Channel 5210MHz

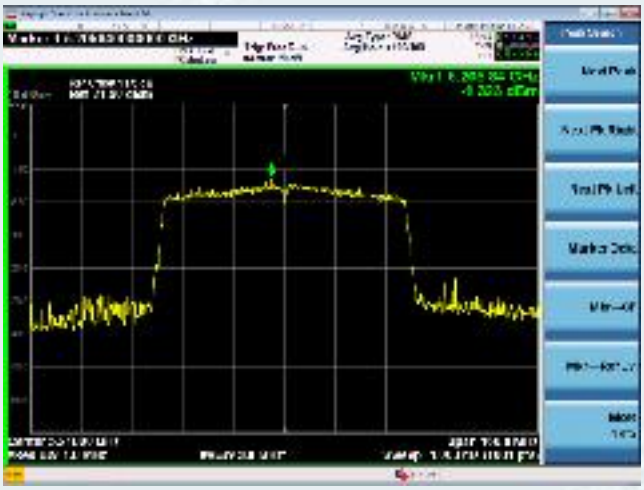

Channel 5290MHz

Channel 5530MHz

Channel 5610MHz

Channel 5775MHz

11. FREQUENCY STABILITY

11.1. LIMITS

According to §15.407(g), manufacturers of U-NII devices are responsible for ensuring frequency stability such that an emission is maintained within the band of operation under all conditions of normal operation as specified in the users manual.

11.2. TEST PROCEDURES

The equipment under test was connected to an external AC or DC power supply and input rated voltage. RF output was connected to a frequency counter or spectrum analyzer via feed through attenuators. The EUT was placed inside the temperature chamber. Set the spectrum analyzer RBW low enough to obtain the desired frequency resolution and measure EUT 20°C operating frequency as reference frequency. Turn EUT off and set the chamber temperature to 20°C. After the temperature stabilized for approximately 30 minutes recorded the frequency. Repeat step measure with 10°C increased per stage until the highest temperature of +50°C reached.

11.3. TEST SETUP

11.4. TEST RESULTS

ANT0 802.11a mode 5180-5240MHz (Low)

Environment Temperature (℃)	Volage (V)	Measured Frequency (MHz)	limit Range	Test Result
50	120	5179.960714	5150-5250	PASS
40	120	5179.982469	5150-5250	PASS
30	120	5179.967589	5150-5250	PASS
20	120	5180.000400	5150-5250	PASS
10	120	5179.999013	5150-5250	PASS
0	120	5179.984689	5150-5250	PASS
-10	120	5179.988310	5150-5250	PASS
-20	120	5179.963059	5150-5250	PASS

Environment Temperature (℃)	Volage (V)	Measured Frequency (MHz)	limit Range	Test Result
20	102	5179.962055	5150-5250	PASS
	120	5180.000200	5150-5250	PASS
	138	5179.982939	5150-5250	PASS

ANT0 802.11a mode 5180-5240MHz (High)

Environment Temperature (℃)	Volage (V)	Measured Frequency (MHz)	limit Range	Test Result
50	120	5239.950051	5150-5250	PASS
40	120	5239.969988	5150-5250	PASS
30	120	5239.987478	5150-5250	PASS
20	120	5240.000200	5150-5250	PASS
10	120	5239.974742	5150-5250	PASS
0	120	5239.978471	5150-5250	PASS
-10	120	5239.991535	5150-5250	PASS
-20	120	5239.955254	5150-5250	PASS

Environment Temperature (℃)	Volage (V)	Measured Frequency (MHz)	limit Range	Test Result
20	102	5239.990620	5150-5250	PASS
	120	5240.000200	5150-5250	PASS
	138	5239.970149	5150-5250	PASS

ANT0 802.11a mode 5745-5805MHz (Low)

Environment Temperature (℃)	Volage (V)	Measured Frequency (MHz)	limit Range	Test Result
50	120	5744.976222	5725-5825	PASS
40	120	5744.955473	5725-5825	PASS
30	120	5744.955861	5725-5825	PASS
20	120	5745.000400	5725-5825	PASS
10	120	5744.965628	5725-5825	PASS
0	120	5744.981192	5725-5825	PASS
-10	120	5744.952019	5725-5825	PASS
-20	120	5744.984063	5725-5825	PASS

Environment Temperature (℃)	Volage (V)	Measured Frequency (MHz)	limit Range	Test Result
20	102	5744.954403	5725-5825	PASS
	120	5745.000200	5725-5825	PASS

	138	5744.989455	5725-5825	PASS

ANT0 802.11a mode 5475-5825MHz (high)

Environment Temperature (℃)	Volage (V)	Measured Frequency (MHz)	limit Range	Test Result
50	120	5824.960325	5725-5825	PASS
40	120	5824.956486	5725-5825	PASS
30	120	5824.967301	5725-5825	PASS
20	120	5825.000200	5725-5825	PASS
10	120	5824.960230	5725-5825	PASS
0	120	5824.961482	5725-5825	PASS
-10	120	5824.979495	5725-5825	PASS
-20	120	5824.998525	5725-5825	PASS

Environment Temperature (℃)	Volage (V)	Measured Frequency (MHz)	limit Range	Test Result
20	102	5824.975254	5725-5825	PASS
	120	5825.000000	5725-5825	PASS
	138	5824.996418	5725-5825	PASS

ANT0 802.11n HT20 mode 5180-5240MHz (Low)

Environment Temperature (℃)	Volage (V)	Measured Frequency (MHz)	limit Range	Test Result
50	120	5179.958032	5150-5250	PASS
40	120	5179.957539	5150-5250	PASS
30	120	5179.981140	5150-5250	PASS
20	120	5179.999800	5150-5250	PASS
10	120	5179.972983	5150-5250	PASS
0	120	5179.991491	5150-5250	PASS
-10	120	5179.987969	5150-5250	PASS
-20	120	5179.994240	5150-5250	PASS

Environment Temperature (℃)	Volage (V)	Measured Frequency (MHz)	limit Range	Test Result
20	102	5179.987132	5150-5250	PASS
	120	5180.000200	5150-5250	PASS
	138	5179.999325	5150-5250	PASS

ANT0 802.11n HT20 mode 5180-5240MHz (High)

Environment Temperature (℃)	Volage (V)	Measured Frequency (MHz)	limit Range	Test Result
50	120	5239.979867	5150-5250	PASS
40	120	5239.974586	5150-5250	PASS
30	120	5239.980615	5150-5250	PASS
20	120	5240.000200	5150-5250	PASS
10	120	5239.988619	5150-5250	PASS
0	120	5239.953336	5150-5250	PASS
-10	120	5239.957970	5150-5250	PASS
-20	120	5239.965350	5150-5250	PASS

Environment Temperature (℃)	Volage (V)	Measured Frequency (MHz)	limit Range	Test Result
20	102	5239.975910	5150-5250	PASS
	120	5240.000200	5150-5250	PASS
	138	5239.967824	5150-5250	PASS

ANT0 802.11n HT20 mode 5745-5805MHz (Low)

Environment Temperature (℃)	Volage (V)	Measured Frequency (MHz)	limit Range	Test Result
50	120	5744.973126	5725-5825	PASS
40	120	5744.956771	5725-5825	PASS
30	120	5744.988381	5725-5825	PASS
20	120	5744.999800	5725-5825	PASS
10	120	5744.965414	5725-5825	PASS
0	120	5744.959940	5725-5825	PASS
-10	120	5744.974558	5725-5825	PASS
-20	120	5744.982062	5725-5825	PASS

Environment Temperature (℃)	Volage (V)	Measured Frequency (MHz)	limit Range	Test Result
20	102	5744.993167	5725-5825	PASS
	120	5744.999600	5725-5825	PASS
	138	5744.968597	5725-5825	PASS

ANT0 802.11n HT20 mode 5475-5805MHz (high)

Environment Temperature (℃)	Volage (V)	Measured Frequency (MHz)	limit Range	Test Result
50	120	5824.950684	5725-5825	PASS
40	120	5824.949733	5725-5825	PASS
30	120	5824.987618	5725-5825	PASS
20	120	5825.000000	5725-5825	PASS
10	120	5824.972237	5725-5825	PASS
0	120	5824.997637	5725-5825	PASS
-10	120	5824.970616	5725-5825	PASS
-20	120	5824.964999	5725-5825	PASS

Environment Temperature (℃)	Volage (V)	Measured Frequency (MHz)	limit Range	Test Result
20	102	5824.990512	5725-5825	PASS
	120	5825.000000	5725-5825	PASS
	138	5824.999202	5725-5825	PASS

ANT0 802.11n HT40 mode 5190-5230MHz （Low）

Environment Temperature (℃)	Volage (V)	Measured Frequency (MHz)	limit Range	Test Result
50	120	5189.961090	5150-5250	PASS
40	120	5189.990371	5150-5250	PASS
30	120	5189.979057	5150-5250	PASS
20	120	5190.000000	5150-5250	PASS
10	120	5189.983722	5150-5250	PASS
0	120	5189.956517	5150-5250	PASS
-10	120	5189.995514	5150-5250	PASS
-20	120	5189.960373	5150-5250	PASS

Environment Temperature (℃)	Volage (V)	Measured Frequency (MHz)	limit Range	Test Result
20	102	5189.970257	5150-5250	PASS
	120	5190.000000	5150-5250	PASS
	138	5189.988944	5150-5250	PASS

ANT0 802.11n HT40 mode 5190-5230MHz （High）

Environment Temperature (℃)	Volage (V)	Measured Frequency (MHz)	limit Range	Test Result
50	120	5229.960355	5150-5250	PASS
40	120	5229.950855	5150-5250	PASS
30	120	5229.979631	5150-5250	PASS
20	120	5229.999800	5150-5250	PASS
10	120	5229.998331	5150-5250	PASS
0	120	5229.988226	5150-5250	PASS
-10	120	5229.995596	5150-5250	PASS
-20	120	5229.955431	5150-5250	PASS

Environment Temperature (℃)	Volage (V)	Measured Frequency (MHz)	limit Range	Test Result
20	102	5229.967285	5150-5250	PASS
	120	5230.000000	5150-5250	PASS
	138	5229.970475	5150-5250	PASS

ANT0 802.11n HT40 mode 5755-5795MHz （Low）

Environment Temperature (℃)	Volage (V)	Measured Frequency (MHz)	limit Range	Test Result
50	120	5754.992511	5725-5825	PASS
40	120	5754.987441	5725-5825	PASS
30	120	5754.966491	5725-5825	PASS
20	120	5754.999800	5725-5825	PASS
10	120	5754.981572	5725-5825	PASS
0	120	5754.952158	5725-5825	PASS

-10	120	5754.999948	5725-5825	PASS
-20	120	5754.984748	5725-5825	PASS

Environment Temperature (℃)	Volage (V)	Measured Frequency (MHz)	limit Range	Test Result
20	102	5754.968713	5725-5825	PASS
	120	5755.000200	5725-5825	PASS
	138	5754.998918	5725-5825	PASS

ANT0 802.11n HT40 mode 5755-5795MHz (high)

Environment Temperature (℃)	Volage (V)	Measured Frequency (MHz)	limit Range	Test Result
50	120	5794.987666	5725-5825	PASS
40	120	5794.951725	5725-5825	PASS
30	120	5794.966439	5725-5825	PASS
20	120	5795.000400	5725-5825	PASS
10	120	5794.993580	5725-5825	PASS
0	120	5794.999413	5725-5825	PASS
-10	120	5794.971032	5725-5825	PASS
-20	120	5794.959901	5725-5825	PASS

Environment Temperature (℃)	Volage (V)	Measured Frequency (MHz)	limit Range	Test Result
20	102	5794.955269	5725-5825	PASS
	120	5795.000200	5725-5825	PASS
	138	5794.968027	5725-5825	PASS

ANT0 802.11AC HT80 mode 5210MHz

Environment Temperature (℃)	Volage (V)	Measured Frequency (MHz)	limit Range	Test Result
50	120	5209.983027	5150-5250	PASS
40	120	5209.950541	5150-5250	PASS
30	120	5209.950580	5150-5250	PASS
20	120	5209.999600	5150-5250	PASS
10	120	5209.953976	5150-5250	PASS
0	120	5209.987341	5150-5250	PASS
-10	120	5209.972633	5150-5250	PASS
-20	120	5209.986580	5150-5250	PASS

Environment Temperature (℃)	Volage (V)	Measured Frequency (MHz)	limit Range	Test Result
20	102	5209.970130	5150-5250	PASS
	120	5210.000200	5150-5250	PASS
	138	5209.992557	5150-5250	PASS

ANT0 802.11AC HT80 modee 5775MHz

Environment Temperature (℃)	Volage (V)	Measured Frequency (MHz)	limit Range	Test Result
50	120	5774.996815	5725-5825	PASS
40	120	5774.961848	5725-5825	PASS
30	120	5774.957524	5725-5825	PASS
20	120	5775.000200	5725-5825	PASS
10	120	5774.955544	5725-5825	PASS
0	120	5774.950531	5725-5825	PASS
-10	120	5774.960453	5725-5825	PASS
-20	120	5774.991320	5725-5825	PASS

Environment Temperature (℃)	Volage (V)	Measured Frequency (MHz)	limit Range	Test Result
20	102	5774.961627	5725-5825	PASS
	120	5775.000400	5725-5825	PASS
	138	5774.966659	5725-5825	PASS

----------This is the last page of the report. ----------