SHENZHEN HANYANG ANTENNA DESIGN CO.LTD.

Antenna SPEC

Project name： **2.4G Antenna**

Measuring program： **Genreal Test Systeam（GTS.）**

testing equipment： **Agilent E5071C**

Test engineer： **Yin Xin**

Add：R&D Building No.9, Main Park, Taohuayuan Science &Technology Innovation Park, Shenzhen, ChinaFactory:7th Floor, Building C, Qin Cheng Industrial Park, Dalang Town, Dongguan, Guangdong, China

Date： **2023-06-30**

Copyright ©2014-2024 Shenzhen Hanyang Antenna Design Co., Ltd. All

Testing Environment





Copyright ©2014-2024 Shenzhen Hanyang Antenna Design Co., Ltd. All rights reserved.

Testing Principle

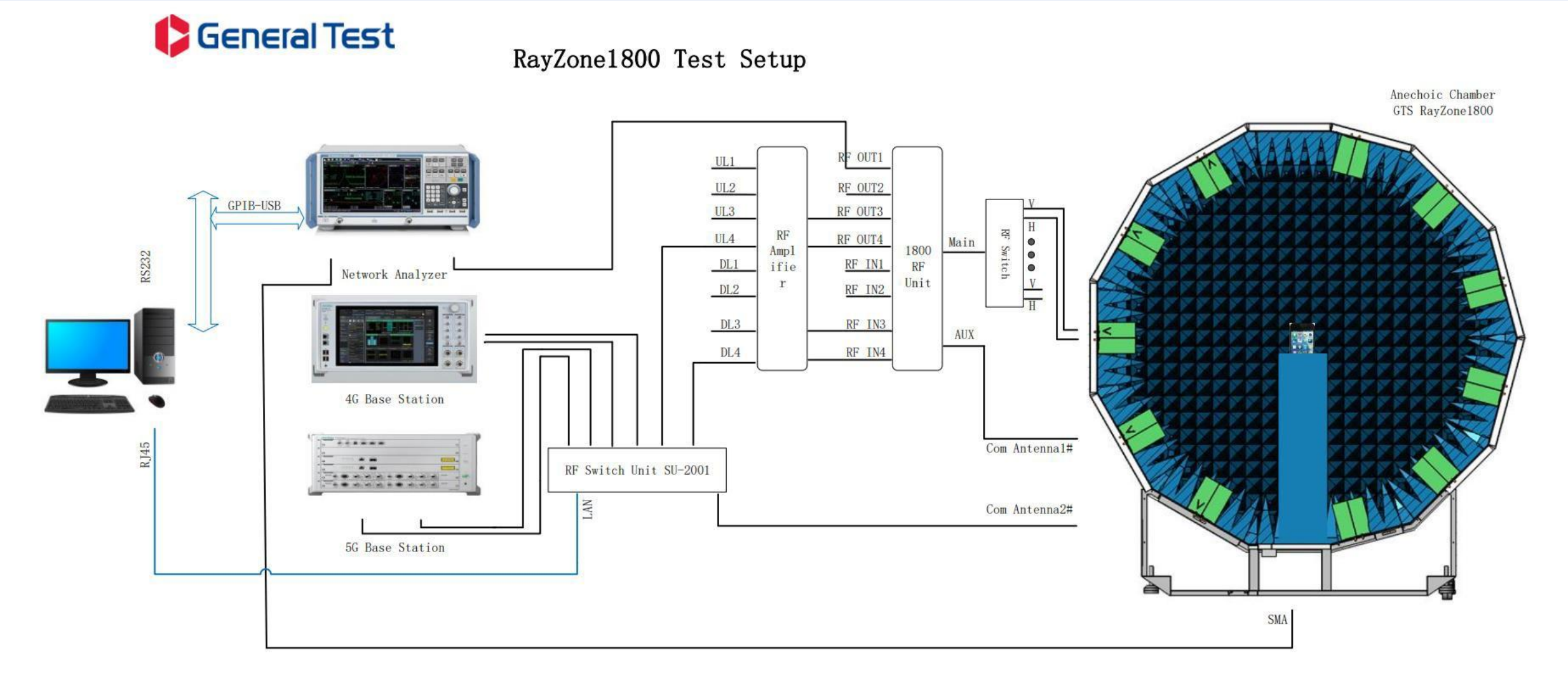

Copyright ©2014-2024 Shenzhen Hanyang Antenna Design Co., Ltd. All rights reserved.

Schedule drawing

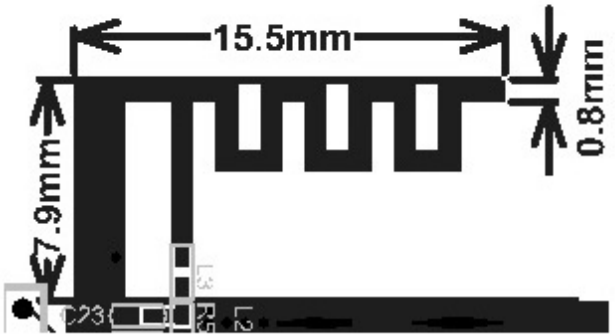

Copyright ©2014-2024 Shenzhen Hanyang Antenna Design Co., Ltd. All rights reserved.

Passive test data

2.4G			
Freq (MHz)	Efficiency_dB	Gain_dBi	Efficiency_Pcent_%
2400	-2.95	1.71	50.77
2410	-2.91	1.75	51.65
2420	-2.82	1.79	52.22
2430	-2.77	1.86	52.55
2440	-2.69	1.93	53.16
2450	-2.66	2.02	53.70
2460	-2.33	2.19	53.79
2470	-2.31	2.25	54.32
2480	-2.49	2.44	54.66
2490	-2.31	2.66	56.79
2500	-2.08	2.92	58.88

Copyright ©2014-2024 Shenzhen Hanyang Antenna Design Co., Ltd. All rights reserved.

S11&SWR&Smith

2.4G

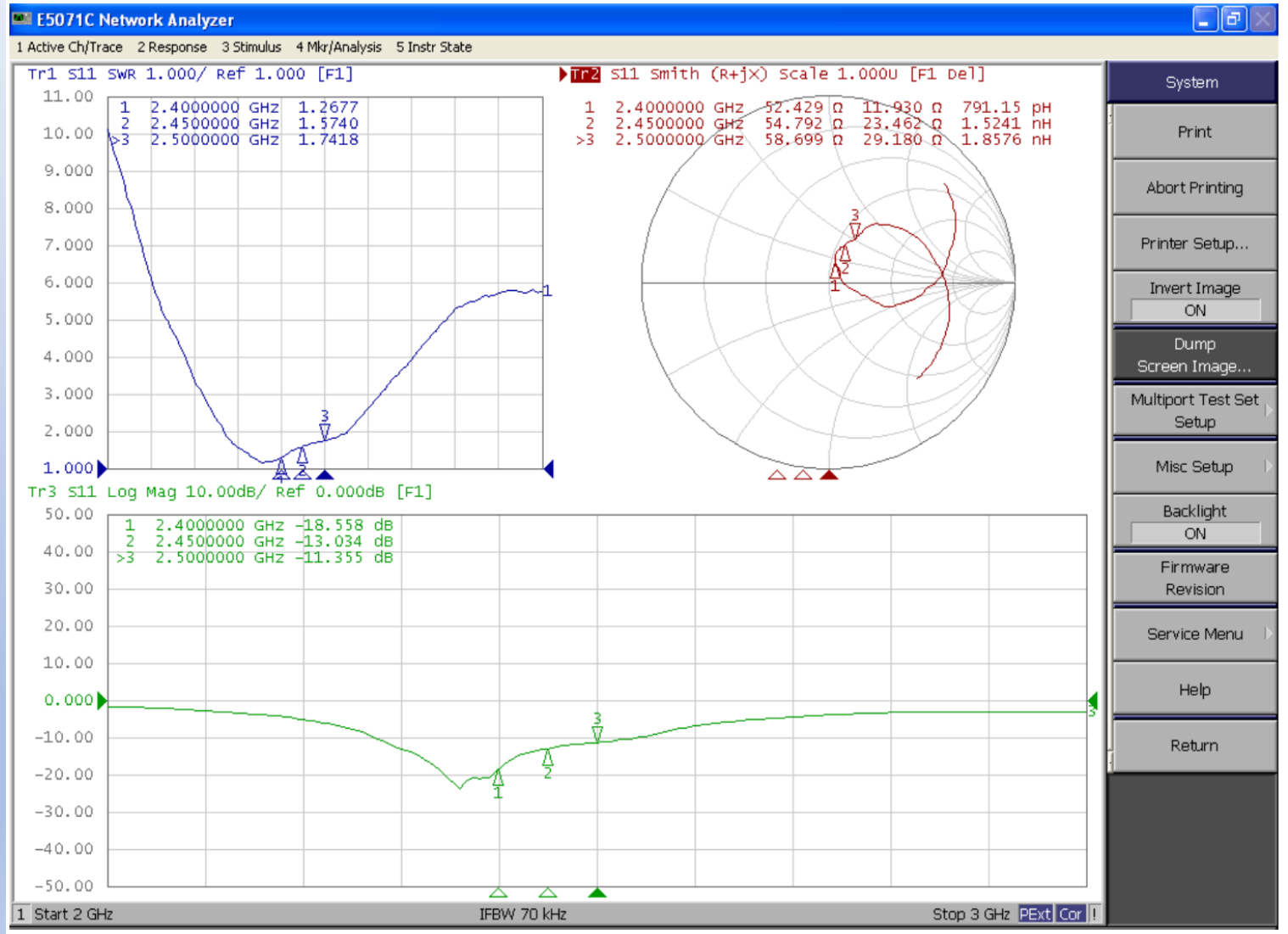

Copyright ©2014-2024 Shenzhen Hanyang Antenna Design Co., Ltd. All rights reserved.

3D Radiation pattern

2500MHz

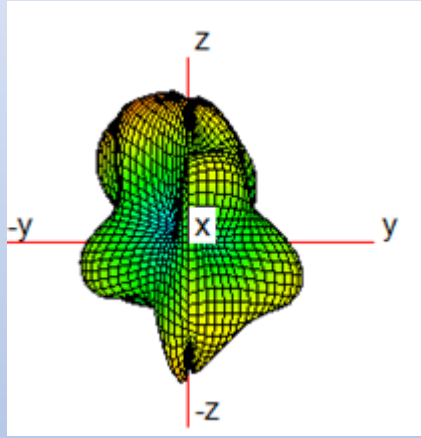

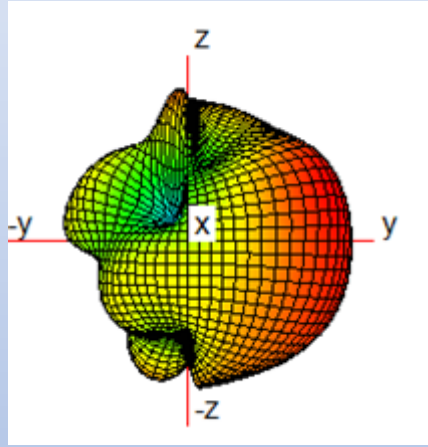

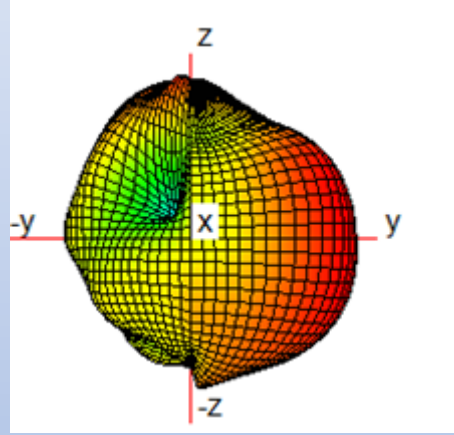

Copyright ©2014-2024 Shenzhen Hanyang Antenna Design Co., Ltd. All rights reserved.

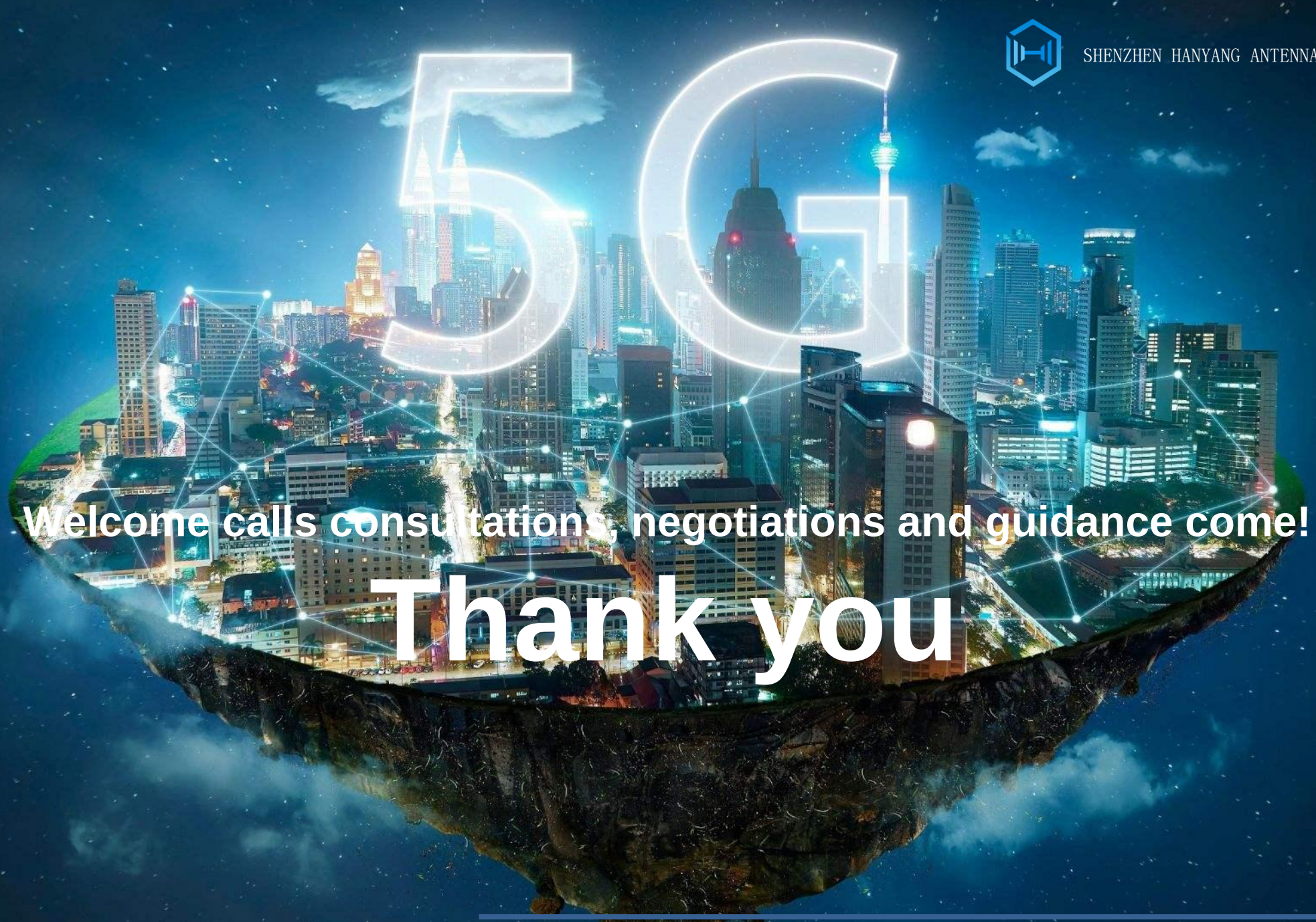

Welcome calls consultations, negotiations and guidance come!

Thank you

Copyright ©2014-2024 Shenzhen Hanyang Antenna Design Co., Ltd. All rights reserved.