11.4 MEASUREMENT RESULT

GSM 850_LCH_GSM	GSM 850_LCH_GSM
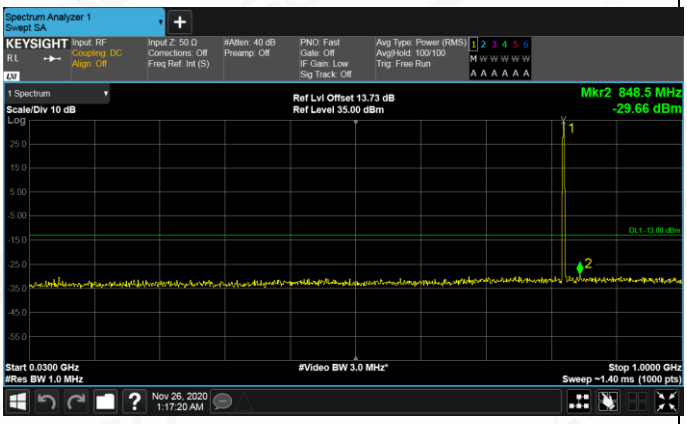	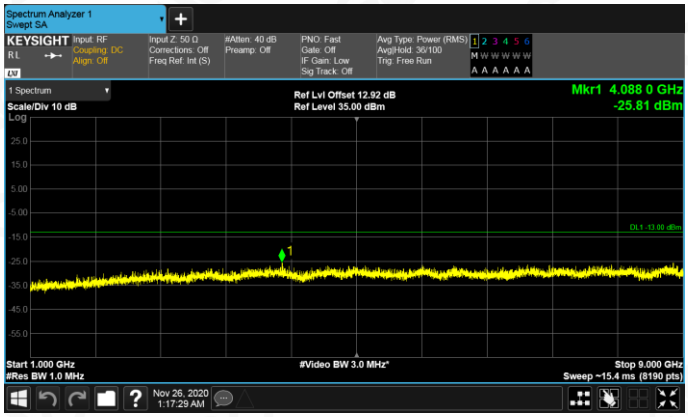

GSM 850_MCH_GSM	GSM 850_MCH_GSM
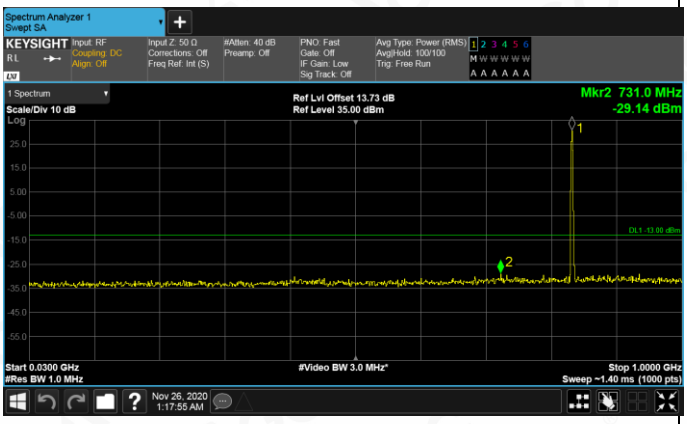	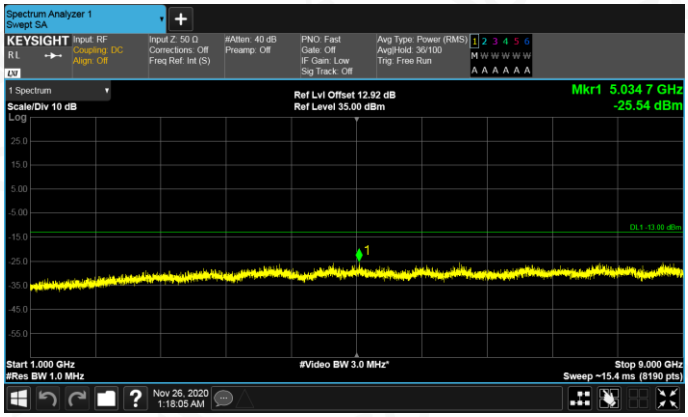

GSM 850_HCH_GSM	GSM 850_HCH_GSM
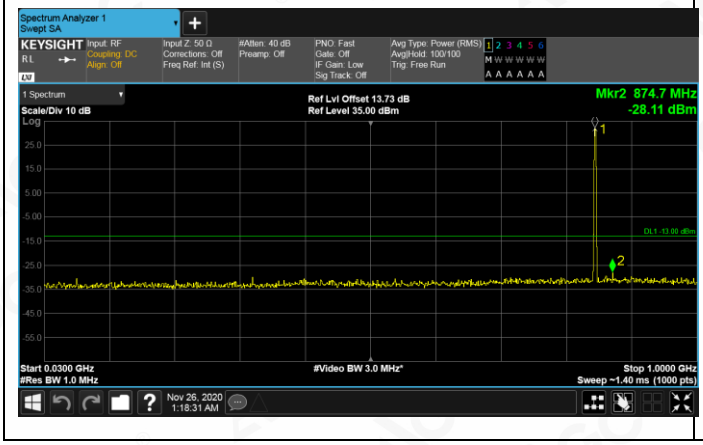	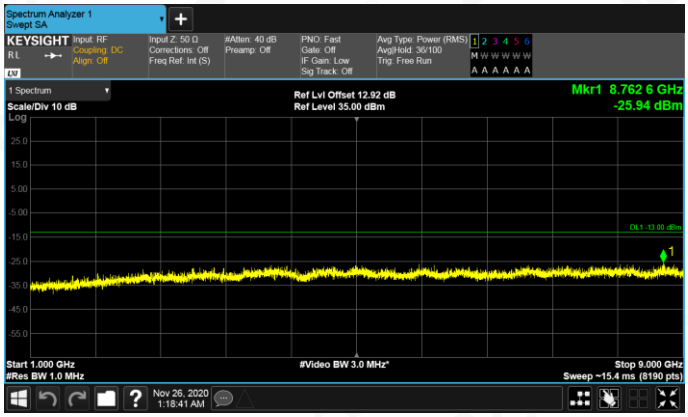

Any report having not been signed by authorized approver, or having been altered without authorization, or having not been stamped by the "Dedicated Testing/Inspection Stamp" is deemed to be invalid. Copying or excerpting portion of, or altering the content of the report is not permitted without the written authorization of AGC. The test results presented in the report apply only to the tested sample. Any objections to report issued by AGC should be submitted to AGC within 15days after the issuance of the test report. Further enquiry of validity or verification of the test report should be addressed to AGC by agc@agc-cert.com.

GSM 850_LCH_EDGE

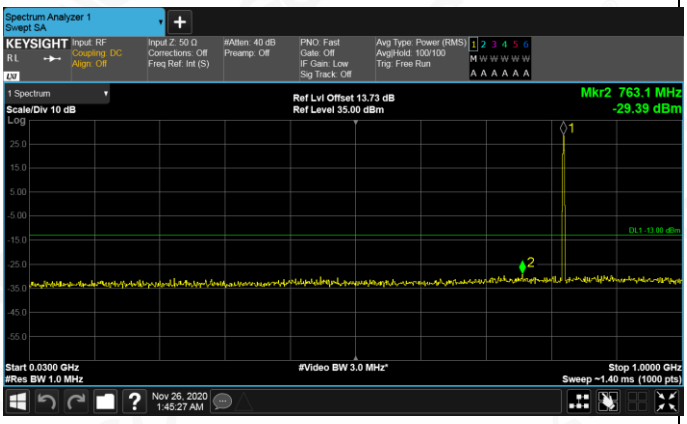

GSM 850_LCH_EDGE

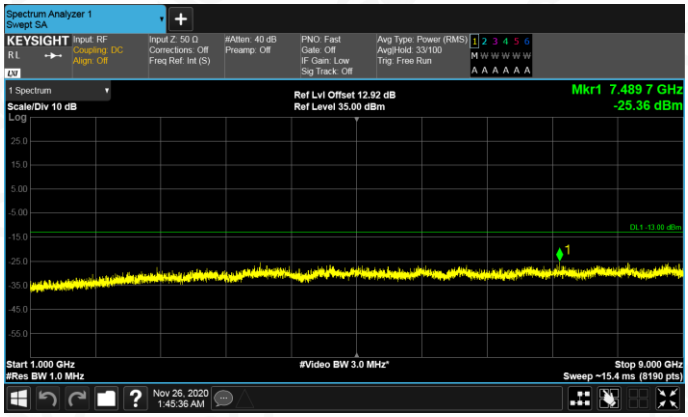

GSM 850_MCH_EDGE

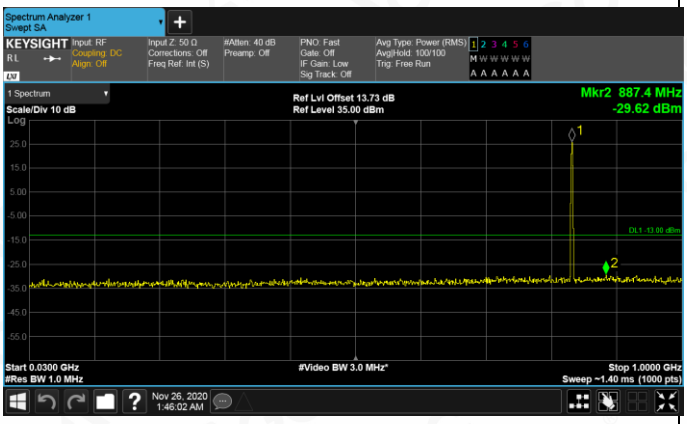

GSM 850_MCH_EDGE

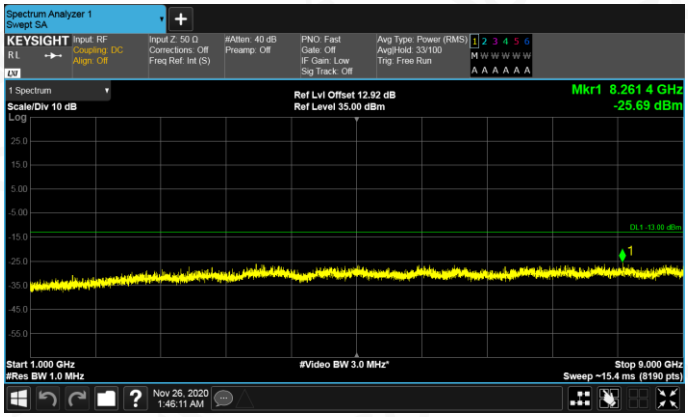

GSM 850_HCH_EDGE

GSM 850_HCH_EDGE

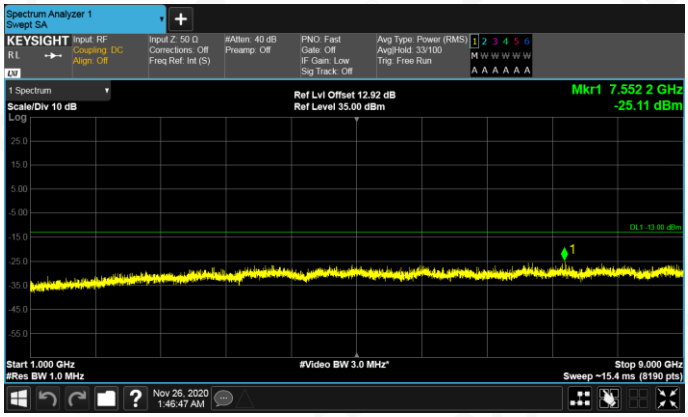

Any report having not been signed by authorized approver, or having been altered without authorization, or having not been stamped by the "Dedicated Testing/Inspection Stamp" is deemed to be invalid. Copying or excerpting portion of, or altering the content of the report is not permitted without the written authorization of AGC. The test results presented in the report apply only to the tested sample. Any objections to report issued by AGC should be submitted to AGC within 15days after the issuance of the test report. Further enquiry of validity or verification of the test report should be addressed to AGC by agc@agc-cert.com.

PCS 1900_LCH_GSM

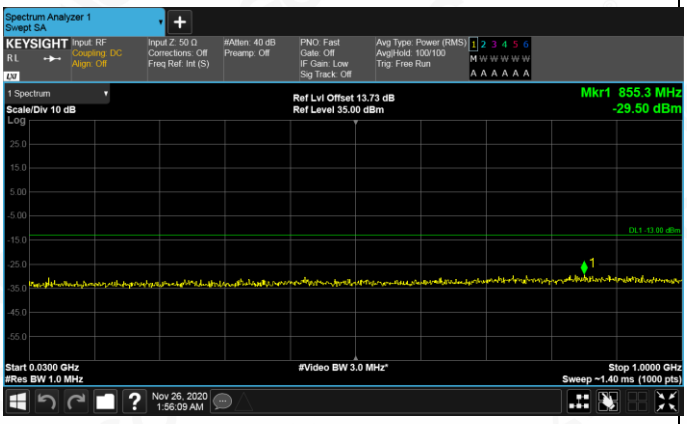

PCS 1900_LCH_GSM

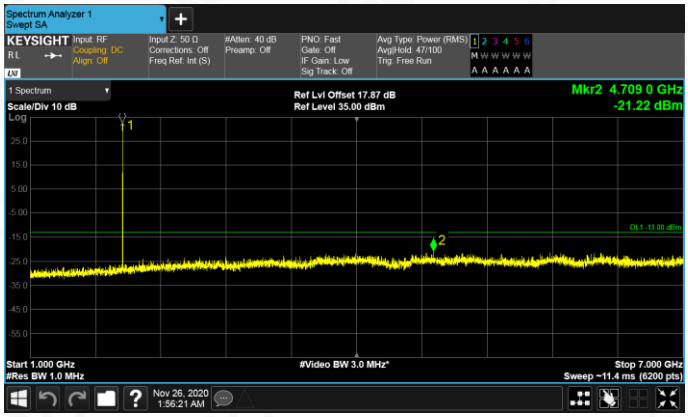

PCS 1900_LCH_GSM

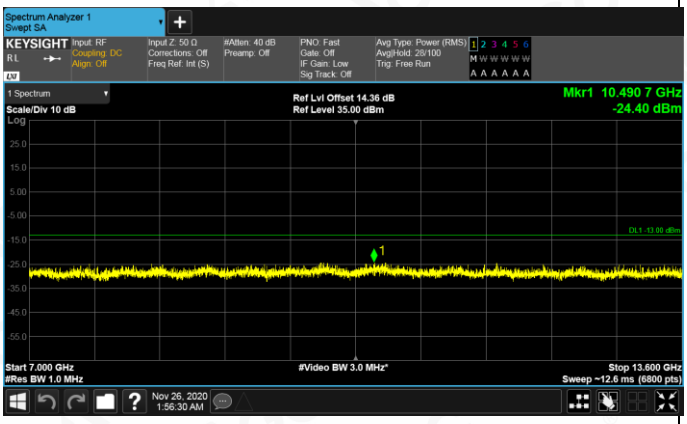

PCS 1900_LCH_GSM

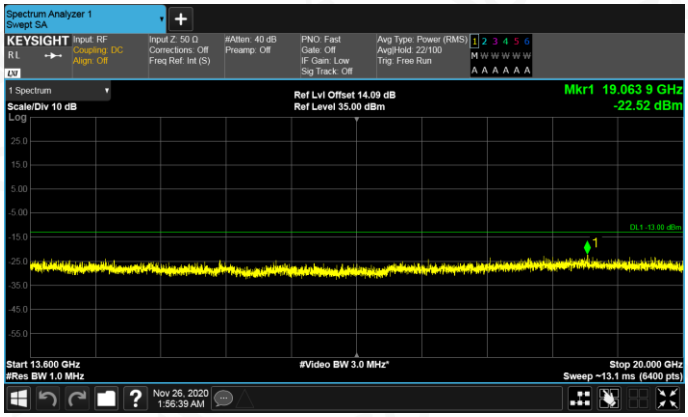

PCS 1900_MCH_GSM

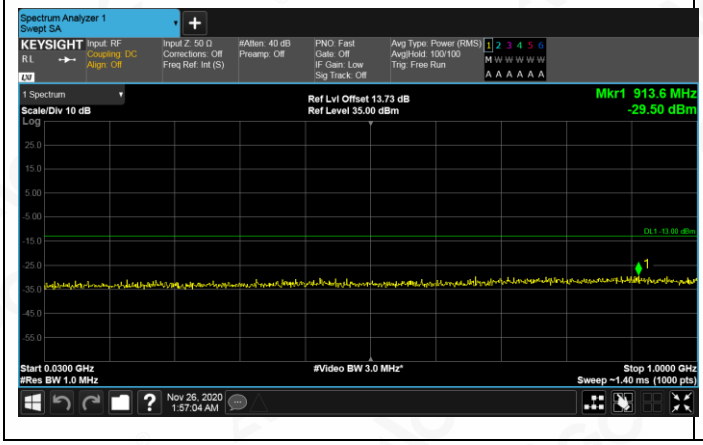

PCS 1900_MCH_GSM

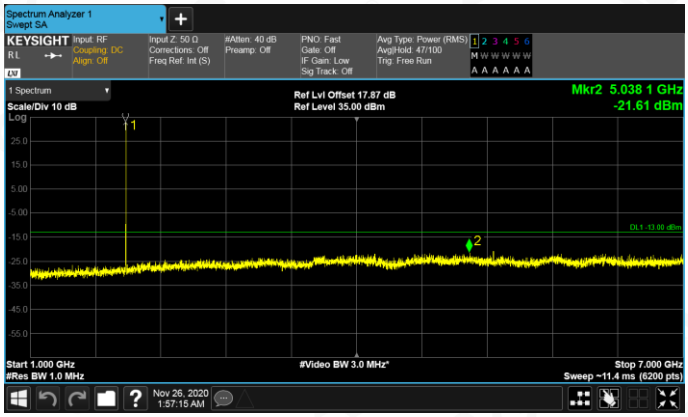

PCS 1900_MCH_GSM

PCS 1900_MCH_GSM

Any report having not been signed by authorized approver, or having been altered without authorization, or having not been stamped by the "Dedicated Testing/Inspection Stamp" is deemed to be invalid. Copying or excerpting portion of, or altering the content of the report is not permitted without the written authorization of AGC. The test results presented in the report apply only to the tested sample. Any objections to report issued by AGC should be submitted to AGC within 15days after the issuance of the test report. Further enquiry of validity or verification of the test report should be addressed to AGC by agc@agc-cert.com.

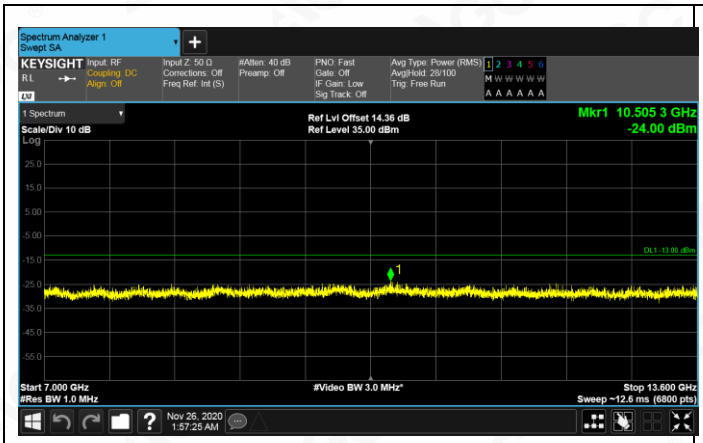

PCS 1900_HCH_GSM

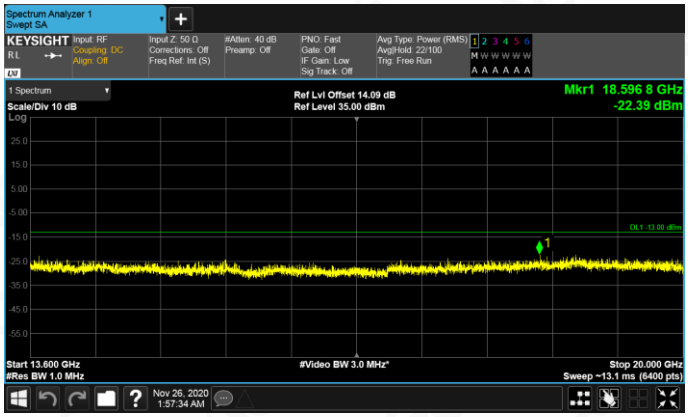

PCS 1900_HCH_GSM

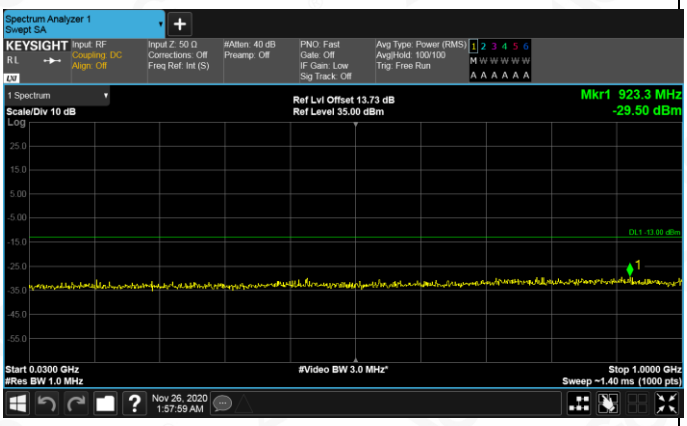

PCS 1900_HCH_GSM

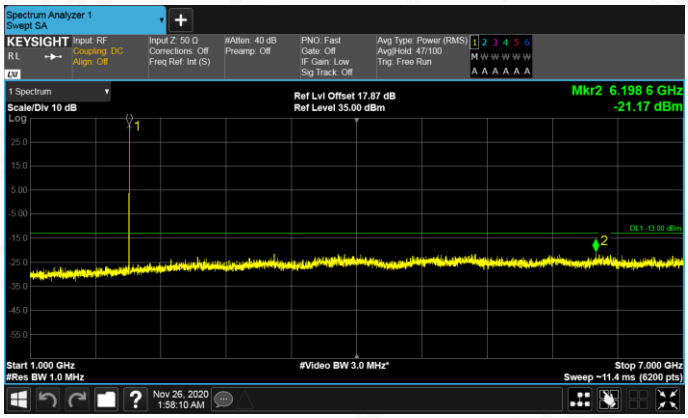

PCS 1900_HCH_GSM

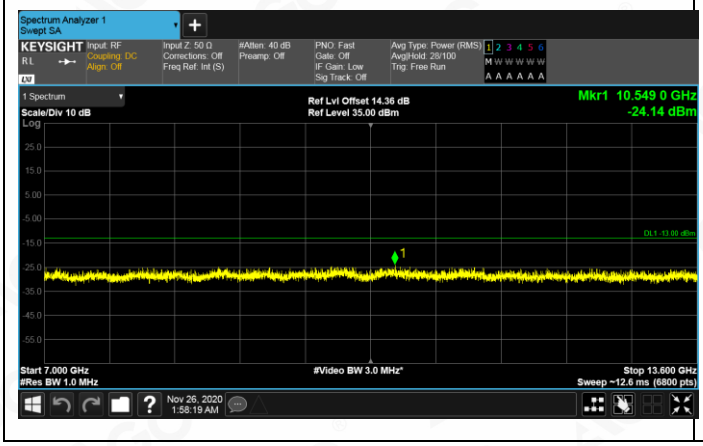

PCS 1900_HCH_GSM

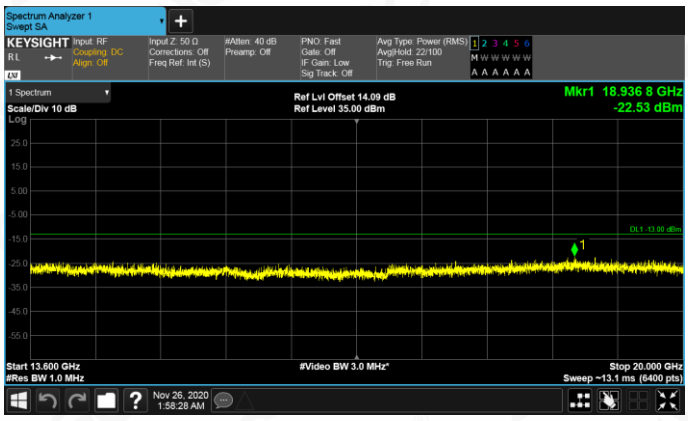

Any report having not been signed by authorized approver, or having been altered without authorization, or having not been stamped by the "Dedicated Testing/Inspection Stamp" is deemed to be invalid. Copying or excerpting portion of, or altering the content of the report is not permitted without the written authorization of AGC. The test results presented in the report apply only to the tested sample. Any objections to report issued by AGC should be submitted to AGC within 15days after the issuance of the test report. Further enquiry of validity or verification of the test report should be addressed to AGC by agc@agc-cert.com.

PCS 1900_LCH_EDGE

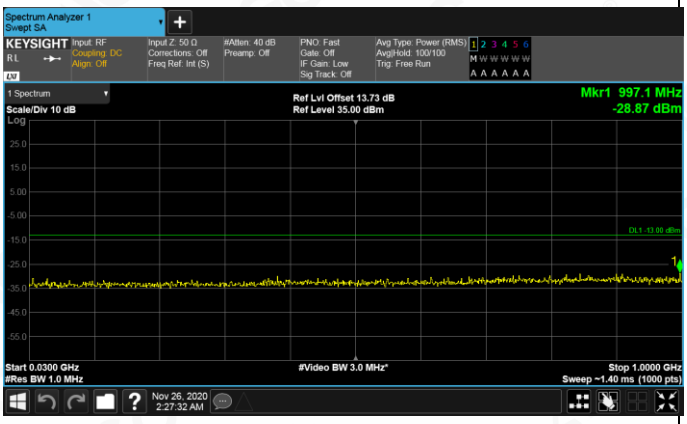

PCS 1900_LCH_EDGE

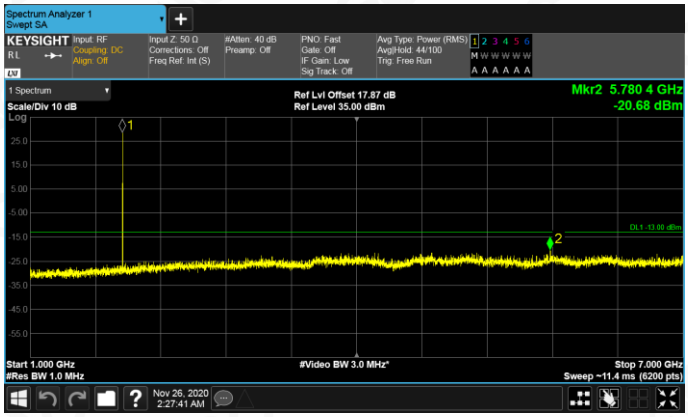

PCS 1900_LCH_EDGE

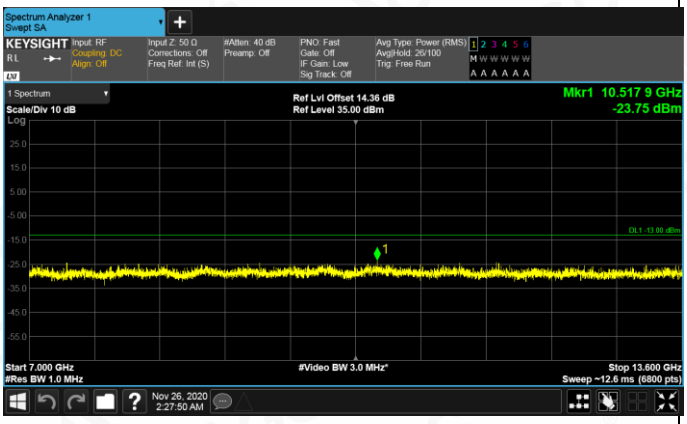

PCS 1900_LCH_EDGE

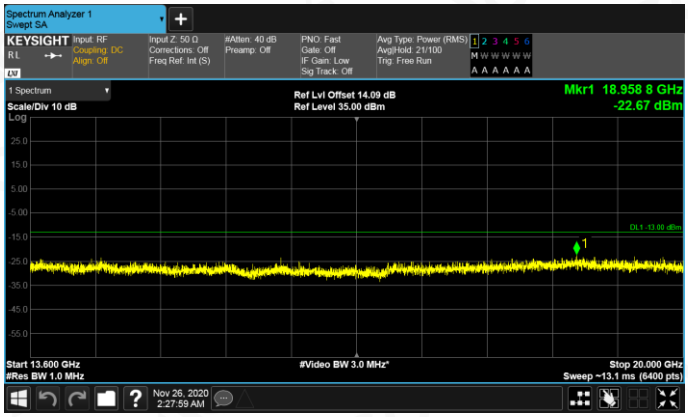

PCS 1900_MCH_EDGE

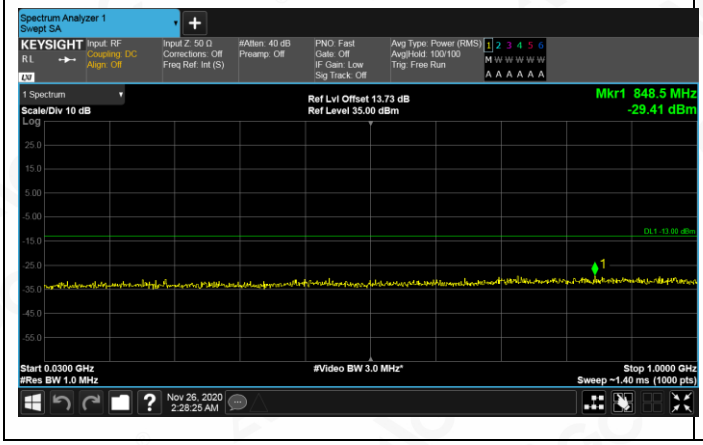

PCS 1900_MCH_EDGE

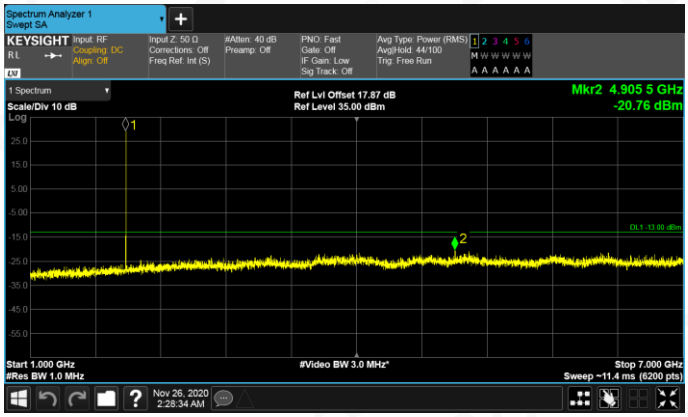

Any report having not been signed by authorized approver, or having been altered without authorization, or having not been stamped by the "Dedicated Testing/Inspection Stamp" is deemed to be invalid. Copying or excerpting portion of, or altering the content of the report is not permitted without the written authorization of AGC. The test results presented in the report apply only to the tested sample. Any objections to report issued by AGC should be submitted to AGC within 15days after the issuance of the test report. Further enquiry of validity or verification of the test report should be addressed to AGC by agc@agc-cert.com.

Attestation of Global Compliance(Shenzhen)Co., Ltd
Attestation of Global Compliance(Shenzhen)Std & Tech Co., Ltd
Tel: +86-755 2523 4088 E-mail: agc@agc-cert.com Web: http://cn.agc-cert.com/

PCS 1900_MCH_EDGE

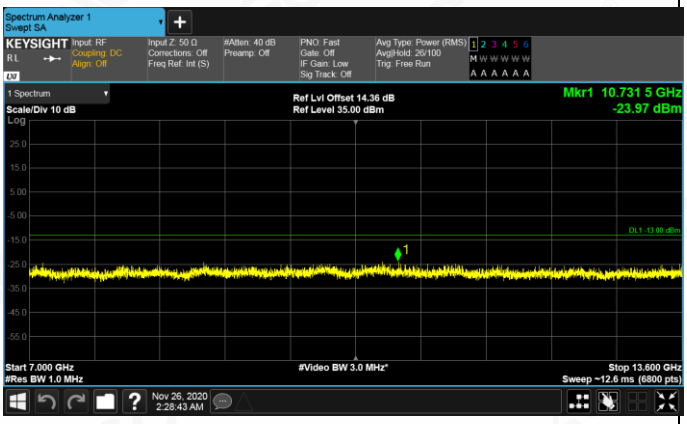

PCS 1900_MCH_EDGE

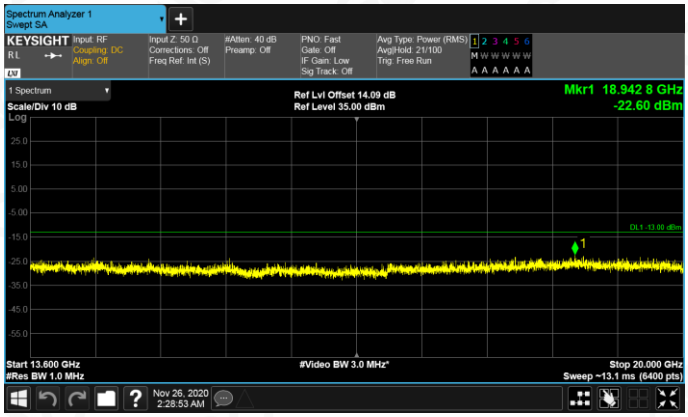

PCS 1900_HCH_EDGE

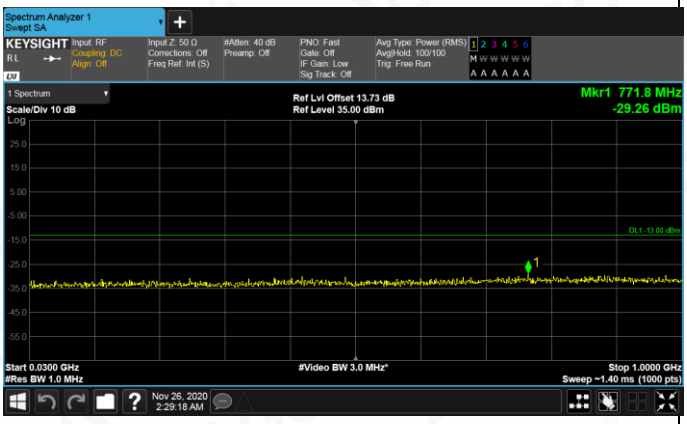

PCS 1900_HCH_EDGE

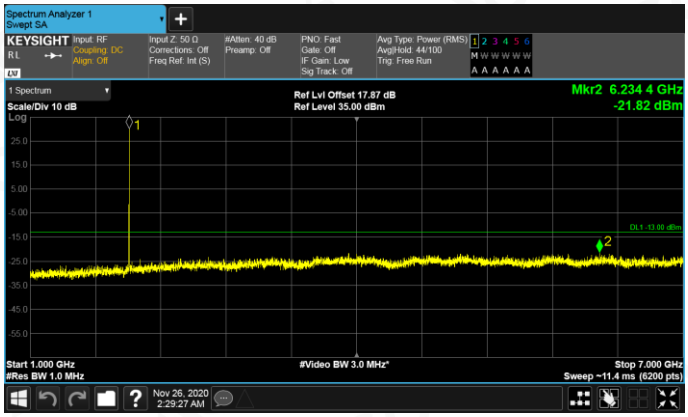

PCS 1900_HCH_EDGE

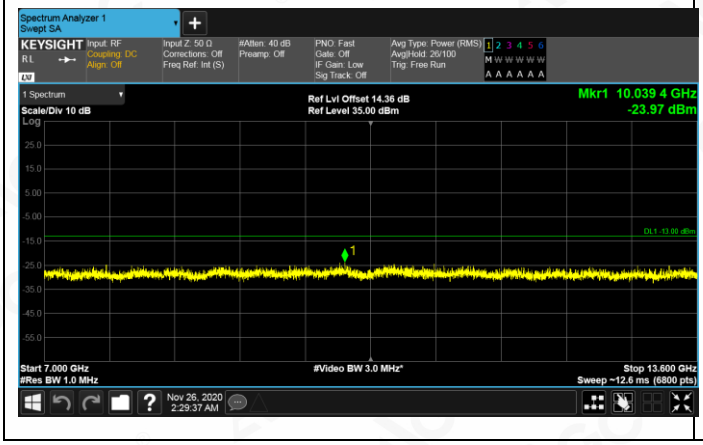

PCS 1900_HCH_EDGE

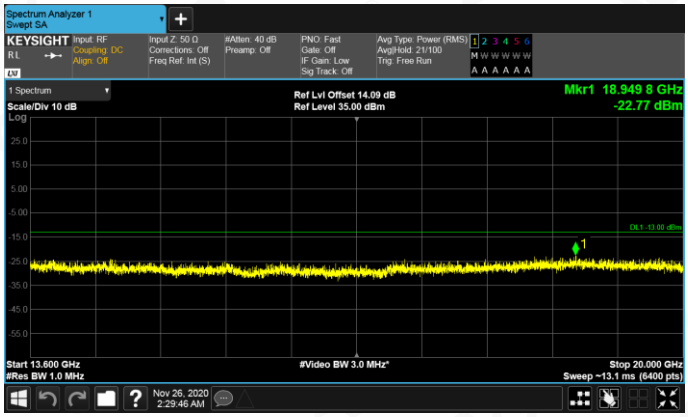

Any report having not been signed by authorized approver, or having been altered without authorization, or having not been stamped by the "Dedicated Testing/Inspection Stamp" is deemed to be invalid. Copying or excerpting portion of, or altering the content of the report is not permitted without the written authorization of AGC. The test results presented in the report apply only to the tested sample. Any objections to report issued by AGC should be submitted to AGC within 15days after the issuance of the test report. Further enquiry of validity or verification of the test report should be addressed to AGC by agc@agc-cert.com.

WCDMA 850_RMC 12.2kps_LCH	WCDMA 850_RMC 12.2kps_LCH
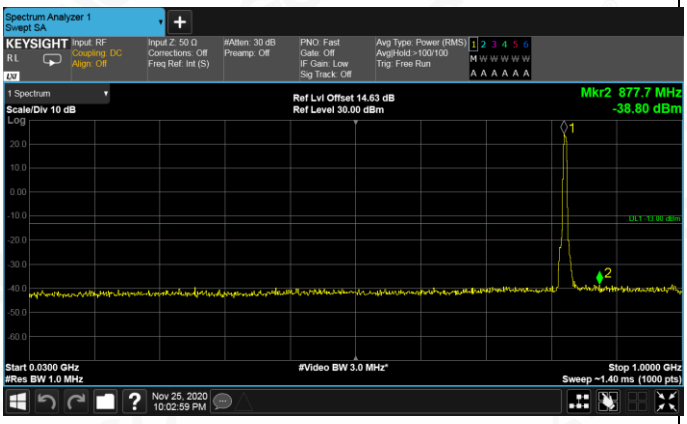	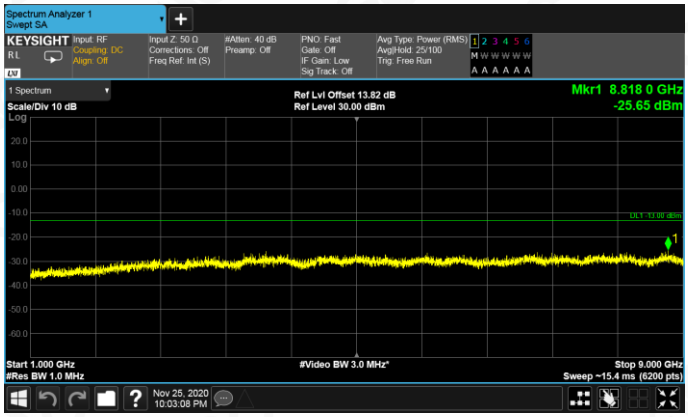
WCDMA 850_RMC 12.2kps_MCH	**WCDMA 850_RMC 12.2kps_MCH**
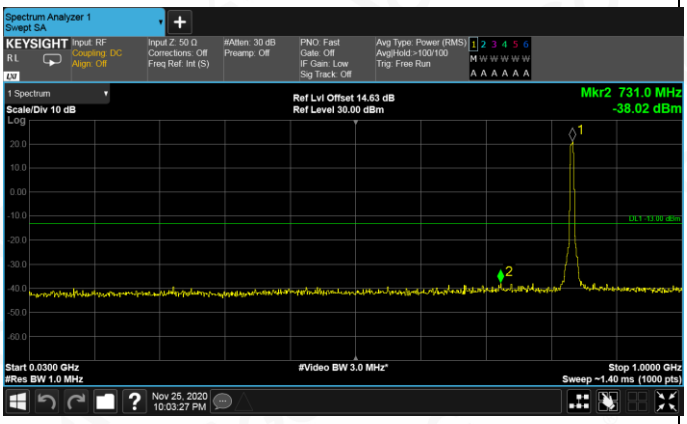	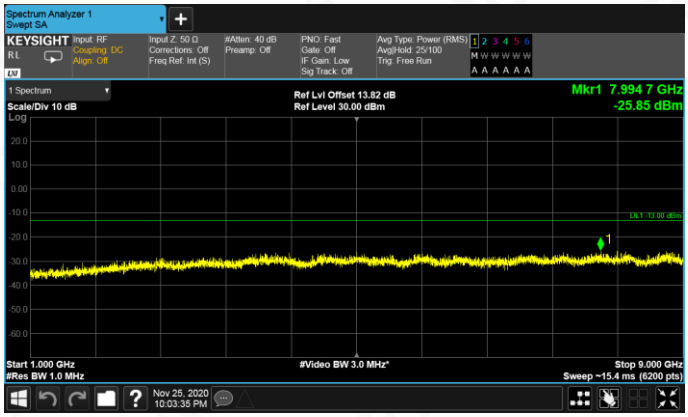
WCDMA 850_RMC 12.2kps_HCH	**WCDMA 850_RMC 12.2kps_HCH**
	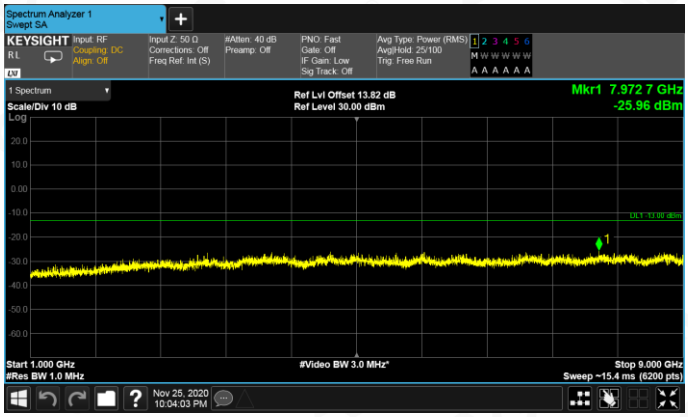

Any report having not been signed by authorized approver, or having been altered without authorization, or having not been stamped by the "Dedicated Testing/Inspection Stamp" is deemed to be invalid. Copying or excerpting portion of, or altering the content of the report is not permitted without the written authorization of AGC. The test results presented in the report apply only to the tested sample. Any objections to report issued by AGC should be submitted to AGC within 15days after the issuance of the test report. Further enquiry of validity or verification of the test report should be addressed to AGC by agc@agc-cert.com.

Attestation of Global Compliance(Shenzhen)Co., Ltd
Attestation of Global Compliance(Shenzhen)Std & Tech Co., Ltd
Tel: +86-755 2523 4088 E-mail: agc@agc-cert.com Web: http://cn.agc-cert.com/

WCDMA 1900_RMC 12.2kps_LCH

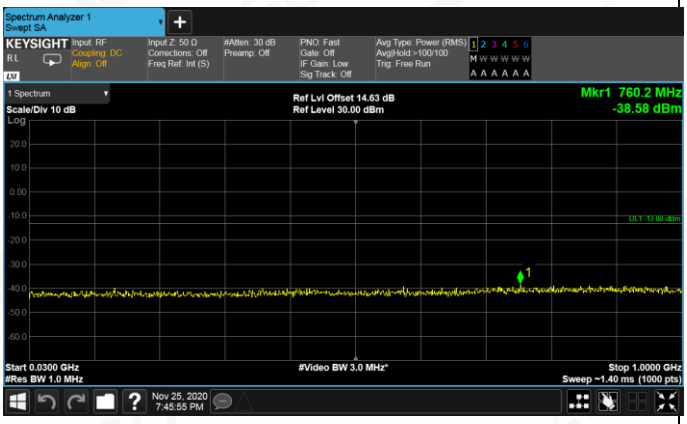

WCDMA 1900_RMC 12.2kps_LCH

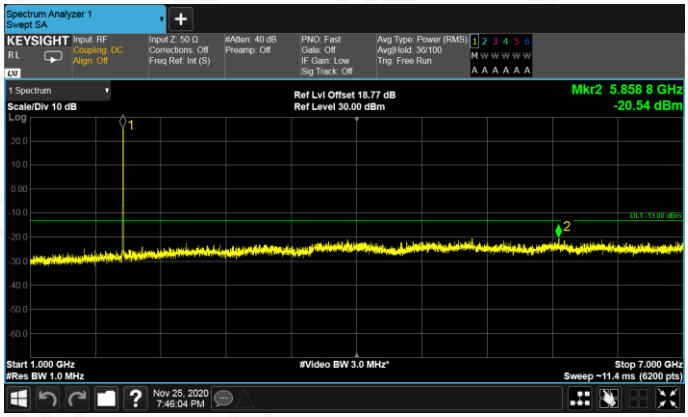

WCDMA 1900_RMC 12.2kps_LCH

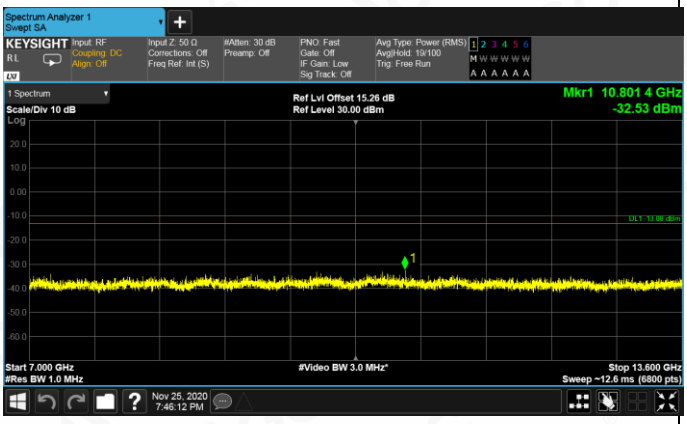

WCDMA 1900_RMC 12.2kps_LCH

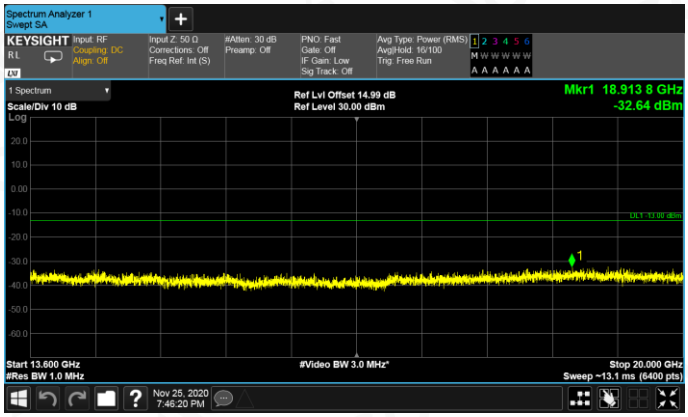

WCDMA 1900_RMC 12.2kps_MCH

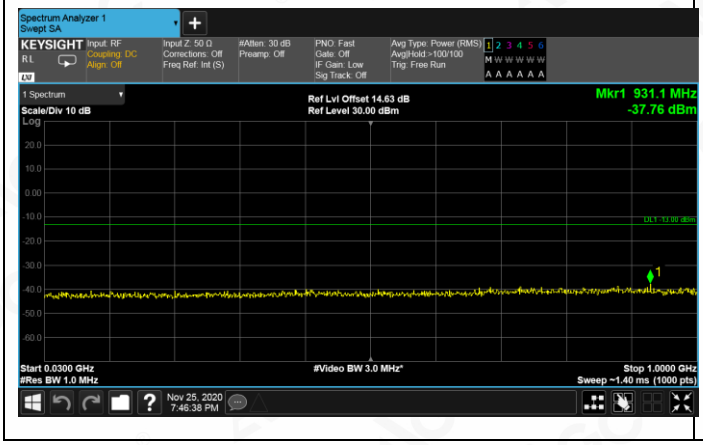

WCDMA 1900_RMC 12.2kps_MCH

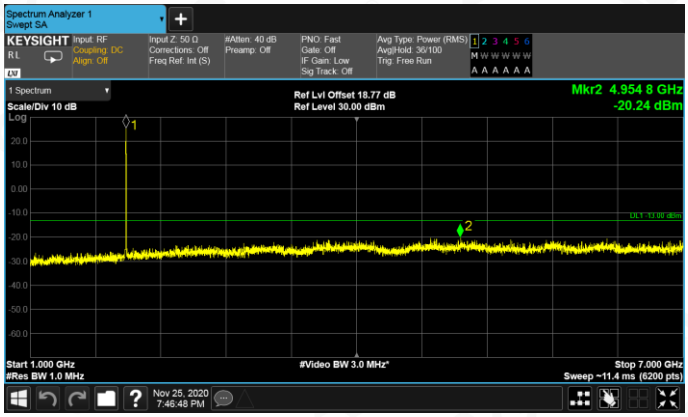

Any report having not been signed by authorized approver, or having been altered without authorization, or having not been stamped by the "Dedicated Testing/Inspection Stamp" is deemed to be invalid. Copying or excerpting portion of, or altering the content of the report is not permitted without the written authorization of AGC. The test results presented in the report apply only to the tested sample. Any objections to report issued by AGC should be submitted to AGC within 15days after the issuance of the test report. Further enquiry of validity or verification of the test report should be addressed to AGC by agc@agc-cert.com.

WCDMA 1900_RMC 12.2kps_MCH	WCDMA 1900_RMC 12.2kps_MCH
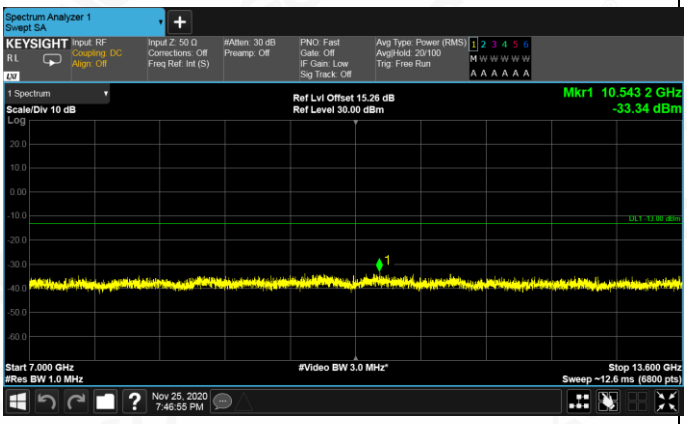	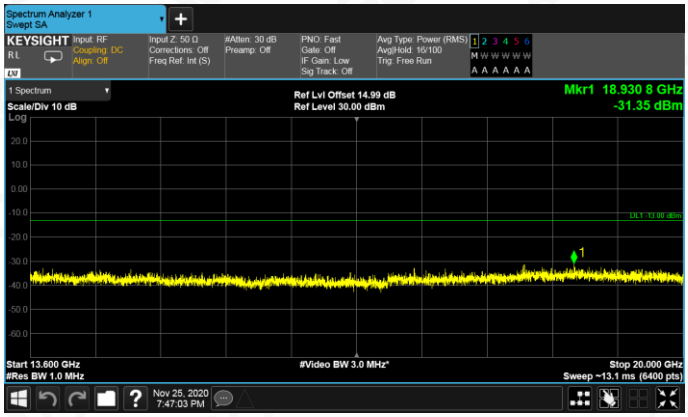
WCDMA 1900_RMC 12.2kps_HCH	**WCDMA 1900_RMC 12.2kps_HCH**
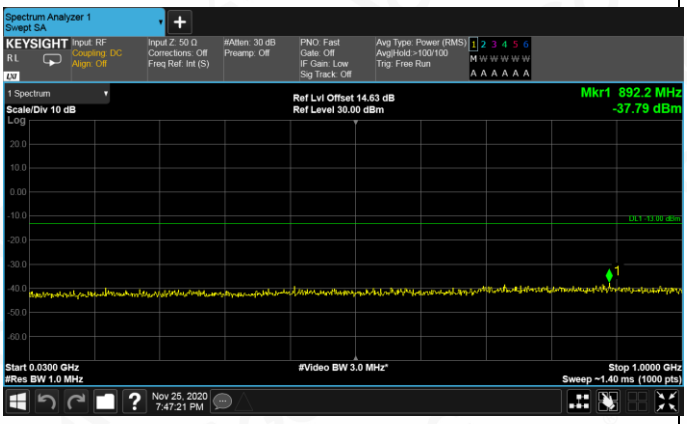	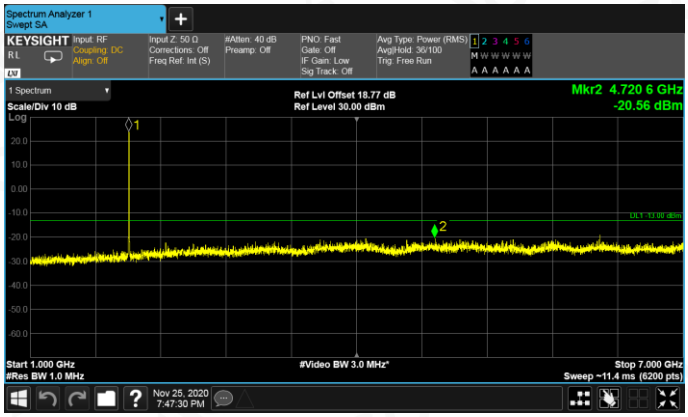
WCDMA 1900_RMC 12.2kps_HCH	**WCDMA 1900_RMC 12.2kps_HCH**
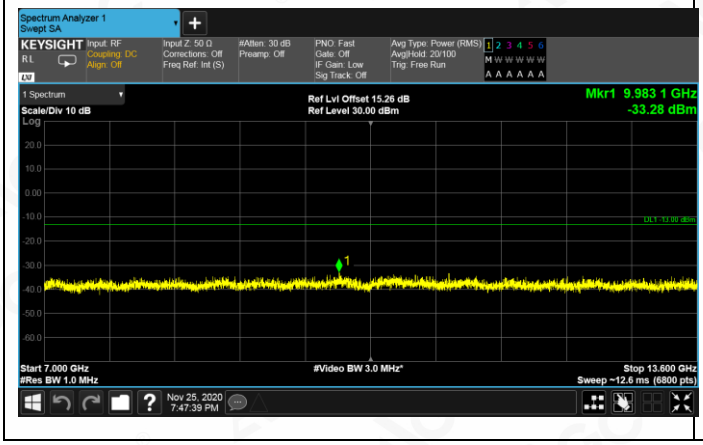	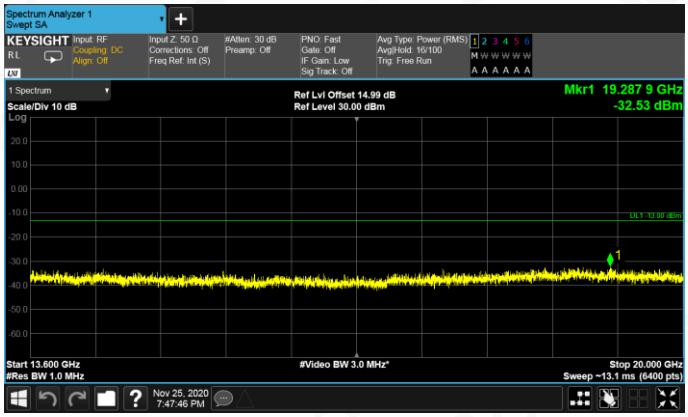

Note:1. Below 30MHZ no Spurious found and above is the worst mode data.

2. As no emission found in standby or receive mode, no recording in this report.

Any report having not been signed by authorized approver, or having been altered without authorization, or having not been stamped by the "Dedicated Testing/Inspection Stamp" is deemed to be invalid. Copying or excerpting portion of, or altering the content of the report is not permitted without the written authorization of AGC. The test results presented in the report apply only to the tested sample. Any objections to report issued by AGC should be submitted to AGC within 15days after the issuance of the test report. Further enquiry of validity or verification of the test report should be addressed to AGC by agc@agc-cert.com.

12. RADIATED SPURIOUS EMISSION

12.1. PROVISIONS APPLICABLE

(A) On any frequency outside a licensee's frequency block (e.g. A, D, B, etc.) within the USPCS spectrum, the power of any emission shall be attenuated below the transmitter power (P, in Watts) by at least 43+10Log(P) dB. The specification that emissions shall be attenuated below the transmitter power (P) by at least 43 + 10 log (P) dB, translates in the relevant power range (1 to 0.001 W) to -13 dBm.

At 1 W the specified minimum attenuation becomes 43 dB and relative to a 30 dBm (1 W) carrier becomes a limit of -13 dBm. At 0.001 W (0 dBm) the minimum attenuation is 13 dB, which again yields a limit of -13 dBm. In this way a translation of the specification from relative to absolute terms is carried out.

(B) For specific criteria, please refer to the description in section 9.2 of the report for corresponding evaluation.

12.2. MEASUREMENT PROCEDURE

1. The EUT was placed on the top of the turntable 0.8 or 1.5 meter above ground. The phase center of the receiving antenna mounted on the top of a height-variable antenna tower was placed 3 meters far away from the turntable.
2. Power on the EUT and all the supporting units. The turntable was rotated by 360 degrees to determine the position of the highest radiation.
3. The height of the broadband receiving antenna was varied between one meter and four meters above ground to find the maximum emissions field strength of both horizontal and vertical polarization.
4. For each suspected emissions, the antenna tower was scan (from 1 M to 4 M) and then the turntable was rotated (from 0 degree to 360 degrees) to find the maximum reading.
5. Set the test-receiver system to Peak or CISPR quasi-peak Detect Function with specified bandwidth under Maximum Hold Mode.
6. For emissions above 1GHz, use 1MHz VBW and RBW for peak reading. Then 1MHz RBW and 10Hz VBW for average reading in spectrum analyzer. Place the measurement antenna away from each area of the EUT determined to be a source of emissions at the specified measurement distance, while keeping the measurement antenna aimed at the source of emissions at each frequency of significant emissions, with polarization oriented for maximum response. The measurement antenna may have to be higher or lower than the EUT, depending on the radiation pattern of the emission and staying aimed at the emission source for receiving the maximum signal. The final measurement antenna elevation shall be that which maximizes the emissions. The measurement antenna elevation for maximum emissions shall be restricted to a range of heights of from 1 m to 4 m above the ground or reference ground plane.
7. When the radiated emissions limits are expressed in terms of the average value of the emissions, and pulsed operation is employed, the measurement field strength shall be determined by averaging over one complete pulse train, including blanking intervals, as long as the pulse train does not exceed 0.1 seconds. As an alternative (provided the transmitter operates for longer than 0.1 seconds) or in cases where the pulse train exceeds 0.1 seconds, the measured field strength shall be determined from the average absolute voltage during a 0.1 second interval during which the field strength is at its maximum values.
8. If the emissions level of the EUT in peak mode was 3 dB lower than the average limit specified, then testing will be stopped and peak values of EUT will be reported, otherwise, the emissions which do not have 3 dB margin will be repeated one by one using the quasi-peak method for below 1GHz.
9. For testing above 1GHz, the emissions level of the EUT in peak mode was lower than average limit (that means the emissions level in peak mode also complies with the limit in average mode), then testing will be

Any report having not been signed by authorized approver, or having been altered without authorization, or having not been stamped by the "Dedicated Testing/Inspection Stamp" is deemed to be invalid. Copying or reproducing any portion of the report is not permitted without the written approval of AGC. The test results presented in the report apply only to the tested sample. Any objections to report issued by AGC should be submitted to AGC within 15days after the issuance of the test report. Further enquiries should be addressed to the relevant department of AGC. Complaints: cs@agc-cert.com

stopped and peak values of EUT will be reported, otherwise, the emissions will be measured in average mode again and reported.

10. In case the emission is lower than 30MHz, loop antenna has to be used for measurement and the recorded data should be QP measured by receiver. High - Low scan is not required in this case.

11. For spurious emissions above 1GHz, a horn antenna is substituted in place of the EUT.
The substitute antenna is driven by a signal generator and the previously recorded signal was duplicated.
The spurious emissions is calculated by the following formula;
Result(dBm) = Pg(dBm) +Factor(dB)
Factor(dB) = Ant Gain(dB)-Cable Loss(dB) + Power Splitter(dB) (Above 1GHz)
Factor(dB) = Ant Gain(dB)-Cable Loss(dB) (Below 1GHz)
Where: Pgis the generator output power into the substitution antenna.
If the fundalmatal frequency is below 1GHz, RF output power has been converted to EIRP.
EIRP(dBm) = ERP(dBm) + 2.15

12.3. MEASUREMENT SETUP

RADIATED EMISSIONS 30MHZ TO 1GHZ TEST SETUP

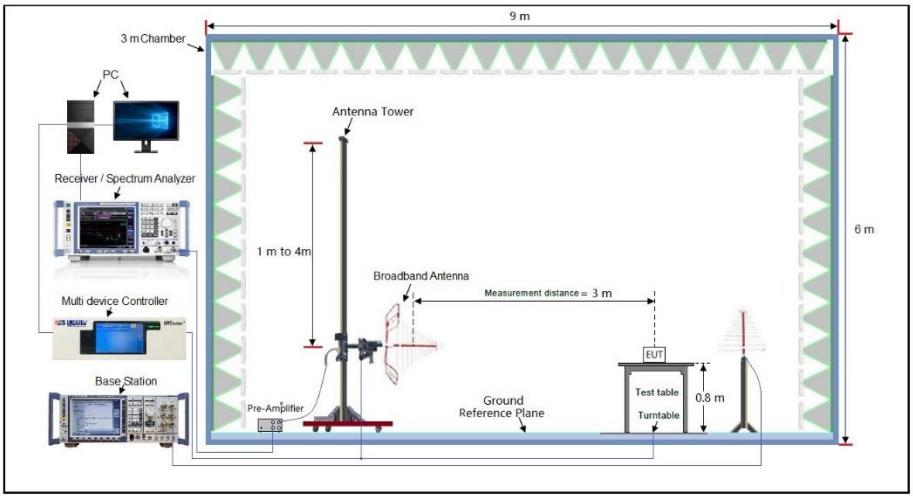

RADIATED EMISSIONS ABOVE 1GHZ TEST SETUP

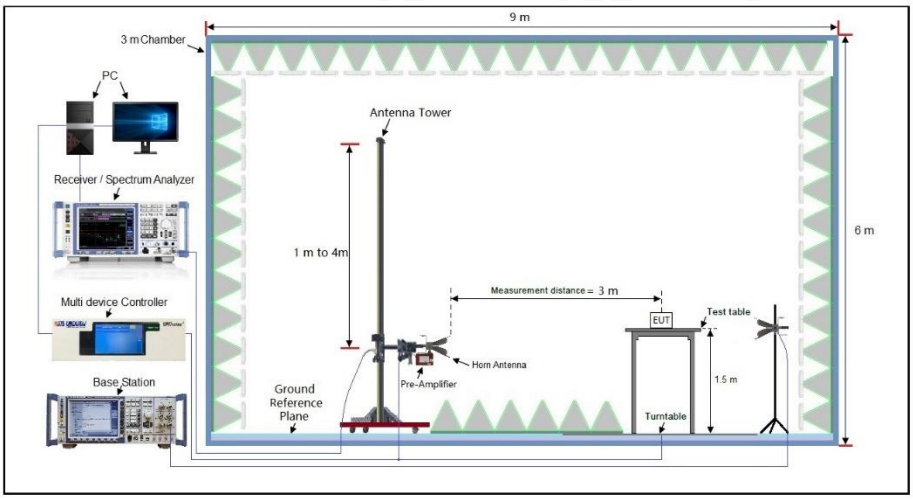

Any report having not been signed
Stamp" is deemed to be invalid. (
presented in the report apply only t
Further enquiry of validity or verifica
esting/Inspection
AGC. The test results
ce of the test report.