Test Laboratory: Huatongwei International Inspection Co., Ltd.,SAR Lab Date: 9/27/2021

WCDMA Band II-M-Head

Communication System: UID 0, Generic UMTS (0); Frequency: 1880 MHz;Duty Cycle: 1:1
Medium parameters used: f = 1880 MHz; σ = 1.47 S/m; ε_r = 38.6; ρ = 1000 kg/m^3
Phantom section: Left Section
Ambient Temperature:22.5°C;Liquid Temperature:22.3°C;

DASY Configuration:

- Probe: EX3DV4 - SN7494; ConvF(8.55, 8.55, 8.55) @ 1880 MHz; Calibrated: 4/9/2021
- Sensor-Surface: 1.4mm (Mechanical Surface Detection)
- Electronics: DAE4 Sn1549; Calibrated: 3/23/2021
- Phantom: Twin-SAM V8.0 ; Type: QD 000 P41 AA; Serial: 1974
- DASY52 52.10.2(1495); SEMCAD X 14.6.12(7450)

Left Touch Cheek/CH 9400/Area Scan (71x121x1): Interpolated grid: dx=1.500 mm, dy=1.500 mm
Maximum value of SAR (interpolated) = 0.918 W/kg

Left Touch Cheek/CH 9400/Zoom Scan (5x5x7)/Cube 0: Measurement grid: dx=8mm, dy=8mm, dz=5mm
Reference Value = 5.218 V/m; Power Drift = -0.06 dB
Peak SAR (extrapolated) = 1.02 W/kg
SAR(1 g) = 0.620 W/kg; SAR(10 g) = 0.357 W/kg
Maximum value of SAR (measured) = 0.866 W/kg



0 dB = 0.866 W/kg = -0.62 dBW/kg

Test Laboratory: Huatongwei International Inspection Co., Ltd.,SAR Lab Date: 9/26/2021

WCDMA Band IV-M-Head

Communication System: UID 0, Generic UMTS (0); Frequency: 1732.6 MHz;Duty Cycle: 1:1
Medium parameters used (interpolated): f = 1732.6 MHz; σ = 1.393 S/m; ε_r = 38.889; ρ = 1000 kg/m^3

Phantom section: Left Section
Ambient Temperature:22.3℃;Liquid Temperature:22.1℃;

DASY Configuration:

- Probe: EX3DV4 - SN7494; ConvF(8.88, 8.88, 8.88) @ 1732.6 MHz; Calibrated: 4/9/2021
- Sensor-Surface: 1.4mm (Mechanical Surface Detection)
- Electronics: DAE4 Sn1549; Calibrated: 3/23/2021
- Phantom: Twin-SAM V8.0 ; Type: QD 000 P41 AA; Serial: 1974
- DASY52 52.10.2(1495); SEMCAD X 14.6.12(7450)

Left Touch Cheek/CH 1413/Area Scan (71x121x1): Interpolated grid: dx=1.500 mm, dy=1.500 mm.
Maximum value of SAR (interpolated) = 0.592 W/kg

Left Touch Cheek/CH 1413/Zoom Scan (5x5x7)/Cube 0: Measurement grid: dx=8mm, dy=8mm, dz=5mm
Reference Value = 5.343 V/m; Power Drift = -0.11 dB
Peak SAR (extrapolated) = 0.730 W/kg
SAR(1 g) = 0.461 W/kg; SAR(10 g) = 0.285 W/kg
Maximum value of SAR (measured) = 0.631 W/kg



0 dB = 0.631 W/kg = -2.00 dBW/kg

Test Laboratory: Huatongwei International Inspection Co., Ltd.,SAR Lab Date: 9/24/2021

WCDMA Band V-H-Head

Communication System: UID 0, Generic UMTS (0); Frequency: 846.6 MHz;Duty Cycle: 1:1
Medium parameters used (interpolated): f = 846.6 MHz; σ = 0.955 S/m; ε_r = 40.188; ρ = 1000 kg/m^3
Phantom section: Left Section
Ambient Temperature:22.2°C;Liquid Temperature:22.0°C;

DASY Configuration:

- Probe: EX3DV4 - SN7494; ConvF(10.41, 10.41, 10.41) @ 846.6 MHz; Calibrated: 4/9/2021
- Sensor-Surface: 1.4mm (Mechanical Surface Detection)
- Electronics: DAE4 Sn1549; Calibrated: 3/23/2021
- Phantom: Twin-SAM V8.0 ; Type: QD 000 P41 AA; Serial: 1974
- DASY52 52.10.2(1495); SEMCAD X 14.6.12(7450)

Left Touch Cheek/CH 4233/Area Scan (71x121x1): Interpolated grid: dx=1.500 mm, dy=1.500 mm
Maximum value of SAR (interpolated) = 0.793 W/kg

Left Touch Cheek/CH 4233/Zoom Scan (5x5x7)/Cube 0: Measurement grid: dx=8mm, dy=8mm, dz=5mm
Reference Value = 8.128 V/m; Power Drift = -0.05 dB
Peak SAR (extrapolated) = 0.907 W/kg
SAR(1 g) = 0.643 W/kg; SAR(10 g) = 0.470 W/kg
Maximum value of SAR (measured) = 0.798 W/kg



0 dB = 0.798 W/kg = -0.98 dBW/kg

Test Laboratory: Huatongwei International Inspection Co., Ltd.,SAR Lab Date: 9/27/2021

LTE Band 2-M-Head

Communication System: UID 0, Generic LTE-FDD (0); Frequency: 1880 MHz;Duty Cycle: 1:1
Medium parameters used: f = 1880 MHz; σ = 1.47 S/m; ε_r = 38.6; ρ = 1000 kg/m^3
Phantom section: Left Section
Ambient Temperature:22.4°C;Liquid Temperature:22.2°C;

DASY Configuration:

- Probe: EX3DV4 - SN7494; ConvF(8.55, 8.55, 8.55) @ 1880 MHz; Calibrated: 4/9/2021
- Sensor-Surface: 1.4mm (Mechanical Surface Detection)
- Electronics: DAE4 Sn1549; Calibrated: 3/23/2021
- Phantom: Twin-SAM V8.0 ; Type: QD 000 P41 AA; Serial: 1974
- DASY52 52.10.2(1495); SEMCAD X 14.6.12(7450)

Left Cheek/CH 18900/Area Scan (71x121x1): Interpolated grid: dx=1.500 mm, dy=1.500 mm
Maximum value of SAR (interpolated) = 0.585 W/kg

Left Cheek/CH 18900/Zoom Scan (5x5x7)/Cube 0: Measurement grid: dx=8mm, dy=8mm, dz=5mm
Reference Value = 4.060 V/m; Power Drift = -0.10 dB
Peak SAR (extrapolated) = 0.588 W/kg
SAR(1 g) = 0.367 W/kg; SAR(10 g) = 0.216 W/kg
Maximum value of SAR (measured) = 0.508 W/kg



0 dB = 0.508 W/kg = -2.94 dBW/kg

Test Laboratory: Huatongwei International Inspection Co., Ltd.,SAR Lab Date: 9/26/2021

LTE Band 4-M-Head

Communication System: UID 0, Generic LTE-FDD (0); Frequency: 1732.5 MHz;Duty Cycle: 1:1
Medium parameters used (interpolated): f = 1732.5 MHz; σ = 1.393 S/m; ε_r = 38.889; ρ = 1000 kg/m^3

Phantom section: Left Section
Ambient Temperature:22.5℃;Liquid Temperature:22.3℃;

DASY Configuration:

- Probe: EX3DV4 - SN7494; ConvF(8.88, 8.88, 8.88) @ 1732.5 MHz; Calibrated: 4/9/2021
- Sensor-Surface: 1.4mm (Mechanical Surface Detection)
- Electronics: DAE4 Sn1549; Calibrated: 3/23/2021
- Phantom: Twin-SAM V8.0 ; Type: QD 000 P41 AA; Serial: 1974
- DASY52 52.10.2(1495); SEMCAD X 14.6.12(7450)

Left Cheek/CH 20175/Area Scan (71x121x1): Interpolated grid: dx=1.500 mm, dy=1.500 mm
Maximum value of SAR (interpolated) = 0.598 W/kg

Left Cheek/CH 20175/Zoom Scan (5x5x7)/Cube 0: Measurement grid: dx=8mm, dy=8mm, dz=5mm
Reference Value = 5.338 V/m; Power Drift = -0.06 dB
Peak SAR (extrapolated) = 0.648 W/kg
SAR(1 g) = 0.421 W/kg; SAR(10 g) = 0.272 W/kg
Maximum value of SAR (measured) = 0.558 W/kg



0 dB = 0.558 W/kg = -2.53 dBW/kg

Test Laboratory: Huatongwei International Inspection Co., Ltd.,SAR Lab Date: 9/24/2021

LTE Band 5-L-Head

Communication System: UID 0, Generic LTE-FDD (0); Frequency: 829 MHz;Duty Cycle: 1:1
Medium parameters used (interpolated): f = 829 MHz; σ = 0.95 S/m; ε_r = 40.265; ρ = 1000 kg/m^3
Phantom section: Left Section
Ambient Temperature:22.3°C;Liquid Temperature:22.1°C;

DASY Configuration:

- Probe: EX3DV4 - SN7494; ConvF(10.41, 10.41, 10.41) @ 829 MHz; Calibrated: 4/9/2021
- Sensor-Surface: 1.4mm (Mechanical Surface Detection)
- Electronics: DAE4 Sn1549; Calibrated: 3/23/2021
- Phantom: Twin-SAM V8.0 ; Type: QD 000 P41 AA; Serial: 1974
- DASY52 52.10.2(1495); SEMCAD X 14.6.12(7450)

Left Cheek/CH 20450/Area Scan (71x121x1): Interpolated grid: dx=1.500 mm, dy=1.500 mm
Maximum value of SAR (interpolated) = 0.650 W/kg

Left Cheek/CH 20450/Zoom Scan (5x5x7)/Cube 0: Measurement grid: dx=8mm, dy=8mm, dz=5mm
Reference Value = 8.239 V/m; Power Drift = -0.12 dB
Peak SAR (extrapolated) = 0.754 W/kg
SAR(1 g) = 0.526 W/kg; SAR(10 g) = 0.385 W/kg
Maximum value of SAR (measured) = 0.650 W/kg



0 dB = 0.650 W/kg = -1.87 dBW/kg

Test Laboratory: Huatongwei International Inspection Co., Ltd.,SAR Lab Date: 9/28/2021

LTE Band 7-M-Head

Communication System: UID 0, Generic LTE-FDD (0); Frequency: 2535 MHz;Duty Cycle: 1:1
Medium parameters used: f = 2535 MHz; σ = 1.899 S/m; ε_r = 38.965; ρ = 1000 kg/m^3
Phantom section: Left Section
Ambient Temperature:22.2°C;Liquid Temperature:22.0°C;

DASY Configuration:

- Probe: EX3DV4 - SN7494; ConvF(7.97, 7.97, 7.97) @ 2535 MHz; Calibrated: 4/9/2021
- Sensor-Surface: 1.4mm (Mechanical Surface Detection)
- Electronics: DAE4 Sn1549; Calibrated: 3/23/2021
- Phantom: Twin-SAM V8.0 ; Type: QD 000 P41 AA; Serial: 1974
- DASY52 52.10.2(1495); SEMCAD X 14.6.12(7450)

Left Touch Cheek/CH 21100/Area Scan (91x151x1): Interpolated grid: dx=1.200 mm, dy=1.200 mm
Maximum value of SAR (interpolated) = 0.0464 W/kg

Left Touch Cheek/CH 21100/Zoom Scan (7x7x7)/Cube 0: Measurement grid: dx=5mm, dy=5mm, dz=5mm
Reference Value = 2.840 V/m; Power Drift = -0.09 dB
Peak SAR (extrapolated) = 0.0520 W/kg
SAR(1 g) = 0.027 W/kg; SAR(10 g) = 0.016 W/kg
Maximum value of SAR (measured) = 0.0401 W/kg



0 dB = 0.0401 W/kg = -13.97 dBW/kg

Test Laboratory: Huatongwei International Inspection Co., Ltd.,SAR Lab Date: 9/22/2021

LTE Band 12-H-Head

Communication System: UID 0, Generic LTE-FDD (0); Frequency: 711 MHz;Duty Cycle: 1:1
Medium parameters used (interpolated): f = 711 MHz; σ = 0.923 S/m; ε_r = 40.715; ρ = 1000 kg/m^3
Phantom section: Left Section
Ambient Temperature:22.4°C;Liquid Temperature:22.2°C;

DASY Configuration:

- Probe: EX3DV4 - SN7494; ConvF(10.7, 10.7, 10.7) @ 711 MHz; Calibrated: 4/9/2021
- Sensor-Surface: 1.4mm (Mechanical Surface Detection)
- Electronics: DAE4 Sn1549; Calibrated: 3/23/2021
- Phantom: Twin-SAM V8.0 ; Type: QD 000 P41 AA; Serial: 1974
- DASY52 52.10.2(1495); SEMCAD X 14.6.12(7450)

Left Cheek/CH 23130/Area Scan (71x121x1): Interpolated grid: dx=1.500 mm, dy=1.500 mm
Maximum value of SAR (interpolated) = 0.261 W/kg

Left Cheek/CH 23130/Zoom Scan (5x5x7)/Cube 0: Measurement grid: dx=8mm, dy=8mm, dz=5mm
Reference Value = 5.824 V/m; Power Drift = -0.13 dB
Peak SAR (extrapolated) = 0.281 W/kg
SAR(1 g) = 0.210 W/kg; SAR(10 g) = 0.157 W/kg
Maximum value of SAR (measured) = 0.253 W/kg



0 dB = 0.253 W/kg = -5.97 dBW/kg

Test Laboratory: Huatongwei International Inspection Co., Ltd.,SAR Lab Date: 9/22/2021

LTE Band 13-M-Head

Communication System: UID 0, Generic LTE-FDD (0); Frequency: 782 MHz;Duty Cycle: 1:1
Medium parameters used (interpolated): f = 782 MHz; σ = 0.928 S/m; ε_r = 40.08; ρ = 1000 kg/m^3
Phantom section: Left Section
Ambient Temperature:22.1°C;Liquid Temperature:21.9°C;

DASY Configuration:

- Probe: EX3DV4 - SN7494; ConvF(10.7, 10.7, 10.7) @ 782 MHz; Calibrated: 4/9/2021
- Sensor-Surface: 1.4mm (Mechanical Surface Detection)
- Electronics: DAE4 Sn1549; Calibrated: 3/23/2021
- Phantom: Twin-SAM V8.0 ; Type: QD 000 P41 AA; Serial: 1974
- DASY52 52.10.2(1495); SEMCAD X 14.6.12(7450)

Left Cheek/CH 23230/Area Scan (71x121x1): Interpolated grid: dx=1.500 mm, dy=1.500 mm
Maximum value of SAR (interpolated) = 0.490 W/kg

Left Cheek/CH 23230/Zoom Scan (5x5x7)/Cube 0: Measurement grid: dx=8mm, dy=8mm, dz=5mm
Reference Value = 6.837 V/m; Power Drift = -0.06 dB
Peak SAR (extrapolated) = 0.571 W/kg
SAR(1 g) = 0.422 W/kg; SAR(10 g) = 0.312 W/kg
Maximum value of SAR (measured) = 0.511 W/kg



0 dB = 0.511 W/kg = -2.92 dBW/kg

Test Laboratory: Huatongwei International Inspection Co., Ltd.,SAR Lab Date: 9/22/2021

LTE Band 14-M-Head

Communication System: UID 0, Generic LTE-FDD (0); Frequency: 793 MHz;Duty Cycle: 1:1
Medium parameters used (interpolated): f = 793 MHz; σ = 0.932 S/m; ε_r = 40.045; ρ = 1000 kg/m^3
Phantom section: Left Section
Ambient Temperature:22.2°C;Liquid Temperature:22.0°C;

DASY Configuration:

- Probe: EX3DV4 - SN7494; ConvF(10.7, 10.7, 10.7) @ 793 MHz; Calibrated: 4/9/2021
- Sensor-Surface: 1.4mm (Mechanical Surface Detection)
- Electronics: DAE4 Sn1549; Calibrated: 3/23/2021
- Phantom: Twin-SAM V8.0 ; Type: QD 000 P41 AA; Serial: 1974
- DASY52 52.10.2(1495); SEMCAD X 14.6.12(7450)

Left Cheek/CH 23330/Area Scan (71x121x1): Interpolated grid: dx=1.500 mm, dy=1.500 mm
Maximum value of SAR (interpolated) = 0.460 W/kg

Left Cheek/CH 23330/Zoom Scan (5x5x7)/Cube 0: Measurement grid: dx=8mm, dy=8mm, dz=5mm
Reference Value = 6.543 V/m; Power Drift = -0.15 dB
Peak SAR (extrapolated) = 0.502 W/kg
SAR(1 g) = 0.374 W/kg; SAR(10 g) = 0.278 W/kg
Maximum value of SAR (measured) = 0.450 W/kg



0 dB = 0.450 W/kg = -3.47 dBW/kg

Test Laboratory: Huatongwei International Inspection Co., Ltd.,SAR Lab Date: 9/23/2021

LTE Band 17-L-Head

Communication System: UID 0, Generic LTE-FDD (0); Frequency: 709 MHz;Duty Cycle: 1:1
Medium parameters used (interpolated): f = 709 MHz; σ = 0.923 S/m; ε_r = 40.721; ρ = 1000 kg/m^3
Phantom section: Left Section
Ambient Temperature:22.4°C;Liquid Temperature:22.2°C;

DASY Configuration:

- Probe: EX3DV4 - SN7494; ConvF(10.7, 10.7, 10.7) @ 709 MHz; Calibrated: 4/9/2021
- Sensor-Surface: 1.4mm (Mechanical Surface Detection)
- Electronics: DAE4 Sn1549; Calibrated: 3/23/2021
- Phantom: Twin-SAM V8.0 ; Type: QD 000 P41 AA; Serial: 1974
- DASY52 52.10.2(1495); SEMCAD X 14.6.12(7450)

Left Cheek/CH 23780/Area Scan (71x121x1): Interpolated grid: dx=1.500 mm, dy=1.500 mm
Maximum value of SAR (interpolated) = 0.269 W/kg

Left Cheek/CH 23780/Zoom Scan (5x5x7)/Cube 0: Measurement grid: dx=8mm, dy=8mm, dz=5mm
Reference Value = 5.911 V/m; Power Drift = -0.14 dB
Peak SAR (extrapolated) = 0.295 W/kg
SAR(1 g) = 0.219 W/kg; SAR(10 g) = 0.165 W/kg
Maximum value of SAR (measured) = 0.259 W/kg



0 dB = 0.259 W/kg = -5.87 dBW/kg

Test Laboratory: Huatongwei International Inspection Co., Ltd.,SAR Lab Date: 9/27/2021

LTE Band 25-M-Head

Communication System: UID 0, Generic LTE-FDD (0); Frequency: 1882.5 MHz;Duty Cycle: 1:1
Medium parameters used (interpolated): f = 1882.5 MHz; σ = 1.466 S/m; ε_r = 38.545; ρ = 1000 kg/m^3

Phantom section: Left Section
Ambient Temperature:22.2℃;Liquid Temperature:22.0℃;

DASY Configuration:

- Probe: EX3DV4 - SN7494; ConvF(8.55, 8.55, 8.55) @ 1882.5 MHz; Calibrated: 4/9/2021
- Sensor-Surface: 1.4mm (Mechanical Surface Detection)
- Electronics: DAE4 Sn1549; Calibrated: 3/23/2021
- Phantom: Twin-SAM V8.0 ; Type: QD 000 P41 AA; Serial: 1974
- DASY52 52.10.2(1495); SEMCAD X 14.6.12(7450)

Left Cheek/CH 26365/Area Scan (71x121x1): Interpolated grid: dx=1.500 mm, dy=1.500 mm.
Maximum value of SAR (interpolated) = 0.625 W/kg

Left Cheek/CH 26365/Zoom Scan (5x5x7)/Cube 0: Measurement grid: dx=8mm, dy=8mm, dz=5mm
Reference Value = 4.286 V/m; Power Drift = -0.08 dB
Peak SAR (extrapolated) = 0.645 W/kg
SAR(1 g) = 0.406 W/kg; SAR(10 g) = 0.239 W/kg
Maximum value of SAR (measured) = 0.557 W/kg



0 dB = 0.557 W/kg = -2.54 dBW/kg

Test Laboratory: Huatongwei International Inspection Co., Ltd.,SAR Lab Date: 9/24/2021

LTE Band 26-L-Head

Communication System: UID 0, Generic LTE-FDD (0); Frequency: 821.5 MHz;Duty Cycle: 1:1
Medium parameters used (interpolated): f = 821.5 MHz; σ = 0.947 S/m; ε_r = 40.289; ρ = 1000 kg/m^3
Phantom section: Left Section
Ambient Temperature:22.2°C;Liquid Temperature:22.0°C;

DASY Configuration:

- Probe: EX3DV4 - SN7494; ConvF(10.41, 10.41, 10.41) @ 821.5 MHz; Calibrated: 4/9/2021
- Sensor-Surface: 1.4mm (Mechanical Surface Detection)
- Electronics: DAE4 Sn1549; Calibrated: 3/23/2021
- Phantom: Twin-SAM V8.0 ; Type: QD 000 P41 AA; Serial: 1974
- DASY52 52.10.2(1495); SEMCAD X 14.6.12(7450)

Left Cheek/CH 26765/Area Scan (71x121x1): Interpolated grid: dx=1.500 mm, dy=1.500 mm
Maximum value of SAR (interpolated) = 0.548 W/kg

Left Cheek/CH 26765/Zoom Scan (5x5x7)/Cube 0: Measurement grid: dx=8mm, dy=8mm, dz=5mm
Reference Value = 5.864 V/m; Power Drift = -0.13 dB
Peak SAR (extrapolated) = 0.600 W/kg
SAR(1 g) = 0.442 W/kg; SAR(10 g) = 0.330 W/kg
Maximum value of SAR (measured) = 0.531 W/kg



0 dB = 0.531 W/kg = -2.75 dBW/kg

Test Laboratory: Huatongwei International Inspection Co., Ltd.,SAR Lab Date: 9/26/2021

LTE Band 66-L-Head

Communication System: UID 0, Generic LTE-FDD (0); Frequency: 1720 MHz;Duty Cycle: 1:1
Medium parameters used: f = 1720 MHz; σ = 1.387 S/m; ε_r = 38.907; ρ = 1000 kg/m^3
Phantom section: Left Section
Ambient Temperature:22.3°C;Liquid Temperature:22.1°C;

DASY Configuration:

- Probe: EX3DV4 - SN7494; ConvF(8.88, 8.88, 8.88) @ 1720 MHz; Calibrated: 4/9/2021
- Sensor-Surface: 1.4mm (Mechanical Surface Detection)
- Electronics: DAE4 Sn1549; Calibrated: 3/23/2021
- Phantom: Twin-SAM V8.0 ; Type: QD 000 P41 AA; Serial: 1974
- DASY52 52.10.2(1495); SEMCAD X 14.6.12(7450)

Left Cheek/CH 132072/Area Scan (71x121x1): Interpolated grid: dx=1.500 mm, dy=1.500 mm
Maximum value of SAR (interpolated) = 0.504 W/kg

Left Cheek/CH 132072/Zoom Scan (5x5x7)/Cube 0: Measurement grid: dx=8mm, dy=8mm, dz=5mm
Reference Value = 5.416 V/m; Power Drift = -0.07 dB
Peak SAR (extrapolated) = 0.593 W/kg
SAR(1 g) = 0.379 W/kg; SAR(10 g) = 0.239 W/kg
Maximum value of SAR (measured) = 0.512 W/kg



0 dB = 0.512 W/kg = -2.91 dBW/kg

Test Laboratory: Huatongwei International Inspection Co., Ltd.,SAR Lab Date: 9/23/2021

LTE Band 71-L-Head

Communication System: UID 0, Generic LTE-FDD (0); Frequency: 673 MHz;Duty Cycle: 1:1
Medium parameters used (interpolated): f = 673 MHz; σ = 0.91 S/m; ε_r = 40.816; ρ = 1000 kg/m^3
Phantom section: Left Section
Ambient Temperature:22.4°C;Liquid Temperature:22.2°C;

DASY Configuration:

- Probe: EX3DV4 - SN7494; ConvF(10.7, 10.7, 10.7) @ 673 MHz; Calibrated: 4/9/2021
- Sensor-Surface: 1.4mm (Mechanical Surface Detection)
- Electronics: DAE4 Sn1549; Calibrated: 3/23/2021
- Phantom: Twin-SAM V8.0 ; Type: QD 000 P41 AA; Serial: 1974
- DASY52 52.10.2(1495); SEMCAD X 14.6.12(7450)

Left Cheek/CH 133222/Area Scan (71x121x1): Interpolated grid: dx=1.500 mm, dy=1.500 mm
Maximum value of SAR (interpolated) = 0.175 W/kg

Left Cheek/CH 133222/Zoom Scan (5x5x7)/Cube 0: Measurement grid: dx=8mm, dy=8mm, dz=5mm
Reference Value = 3.439 V/m; Power Drift = -0.17 dB
Peak SAR (extrapolated) = 0.181 W/kg
SAR(1 g) = 0.140 W/kg; SAR(10 g) = 0.107 W/kg
Maximum value of SAR (measured) = 0.167 W/kg



0 dB = 0.167 W/kg = -7.77 dBW/kg

Test Laboratory: Huatongwei International Inspection Co., Ltd.,SAR Lab Date: 9/28/2021

LTE Band 41-H-Head

Communication System: UID 0, Generic LTE-TDD (0); Frequency: 2593 MHz;Duty Cycle: 1:1.57979
Medium parameters used: f = 2593 MHz; σ = 2.003 S/m; ε_r = 38.73; ρ = 1000 kg/m^3
Phantom section: Left Section
Ambient Temperature:22.4℃;Liquid Temperature:22.2℃;

DASY Configuration:

- Probe: EX3DV4 - SN7494; ConvF(7.68, 7.68, 7.68) @ 2593 MHz; Calibrated: 4/9/2021
- Sensor-Surface: 1.4mm (Mechanical Surface Detection)
- Electronics: DAE4 Sn1549; Calibrated: 3/23/2021
- Phantom: Twin-SAM V8.0 ; Type: QD 000 P41 AA; Serial: 1974
- DASY52 52.10.2(1495); SEMCAD X 14.6.12(7450)

Left Touch Cheek/CH 40620/Area Scan (91x151x1): Interpolated grid: dx=1.200 mm, dy=1.200 mm
Maximum value of SAR (interpolated) = 0.0505 W/kg

Left Touch Cheek/CH 40620/Zoom Scan (7x7x7)/Cube 0: Measurement grid: dx=5mm, dy=5mm, dz=5mm
Reference Value = 2.890 V/m; Power Drift = -0.10 dB
Peak SAR (extrapolated) = 0.0560 W/kg
SAR(1 g) = 0.029 W/kg; SAR(10 g) = 0.017 W/kg
Maximum value of SAR (measured) = 0.0436 W/kg



0 dB = 0.0436 W/kg = -13.61 dBW/kg