Appendix I: Test Data for E-UTRA Band 7

Product Name: JayPad

Trade Mark: HealthJay,JayPad

Test Model: JPCD1020211

Environmental Conditions

Temperature:	22.3° C
Relative Humidity:	53.9%
ATM Pressure:	100.0 kPa
Test Engineer:	Diamond Lu
Supervised by:	Li Huan

I.1 Conducted Output Power

Conducted Output Power Test Result (Channel Bandwidth: 5 MHz)						
Modulation	Channel	RB Configuration		Average Power [dBm] QPSK	Average Power [dBm] 16QAM	Verdict
		Size	Offset			
QPSK / 16QAM	LCH	1	0	21.49	21.04	PASS
		1	12	21.32	20.83	PASS
		1	24	21.33	20.88	PASS
		12	0	20.55	19.83	PASS
		12	6	20.51	19.82	PASS
		12	13	20.39	19.72	PASS
		25	0	20.66	19.92	PASS
	MCH	1	0	22.86	21.43	PASS
		1	12	22.88	21.43	PASS
		1	24	22.75	21.44	PASS
		12	0	21.84	20.80	PASS
		12	6	21.70	20.79	PASS
		12	13	21.67	20.68	PASS
		25	0	21.72	21.03	PASS
	HCH	1	0	22.46	21.25	PASS
		1	12	22.52	21.43	PASS
		1	24	22.65	21.45	PASS
		12	0	21.47	20.56	PASS
		12	6	21.57	20.50	PASS
		12	13	21.61	20.56	PASS
		25	0	21.57	20.76	PASS

Conducted Output Power Test Result (Channel Bandwidth: 10 MHz)						
Modulation	Channel	RB Configuration		Average Power [dBm]	Average Power [dBm]	Verdict
		Size	Offset	QPSK	16QAM	
QPSK / 16QAM	LCH	1	0	21.63	21.70	PASS
		1	24	21.51	21.55	PASS
		1	49	21.62	21.78	PASS
		25	0	20.73	19.63	PASS
		25	12	20.83	19.82	PASS
		25	25	20.83	19.79	PASS
		50	0	20.70	19.91	PASS
	MCH	1	0	22.92	23.15	PASS
		1	24	22.89	23.06	PASS
		1	49	22.69	22.91	PASS
		25	0	21.92	21.15	PASS
		25	12	21.79	21.04	PASS
		25	25	21.75	20.95	PASS
		50	0	21.76	20.98	PASS
	HCH	1	0	22.31	21.63	PASS
		1	24	22.41	21.70	PASS
		1	49	22.53	21.80	PASS
		25	0	21.46	20.57	PASS
		25	12	21.39	20.64	PASS
		25	25	21.47	20.57	PASS
		50	0	21.48	20.60	PASS

Conducted Output Power Test Result (Channel Bandwidth: 15 MHz)						
Modulation	Channel	RB Configuration		Average Power [dBm]	Average Power [dBm]	Verdict
		Size	Offset	QPSK	16QAM	
QPSK / 16QAM	LCH	1	0	21.61	21.77	PASS
		1	37	21.56	21.71	PASS
		1	74	22.06	22.24	PASS
		37	0	20.63	19.85	PASS
		37	18	20.83	19.85	PASS
		37	38	20.94	20.12	PASS
		75	0	20.89	20.02	PASS
	MCH	1	0	22.95	22.90	PASS
		1	37	22.89	22.76	PASS
		1	74	22.73	22.61	PASS
		37	0	21.96	21.08	PASS
		37	18	21.80	21.01	PASS
		37	38	21.67	20.83	PASS
		75	0	21.74	20.92	PASS
	HCH	1	0	22.25	21.53	PASS
		1	37	22.38	21.60	PASS
		1	74	22.55	21.72	PASS
		37	0	21.31	20.51	PASS
		37	18	21.42	20.61	PASS
		37	38	21.52	20.59	PASS
		75	0	21.46	20.53	PASS

This report shall not be reproduced except in full, without the written approval of Shenzhen LCS Compliance Testing Laboratory Ltd.

Conducted Output Power Test Result (Channel Bandwidth: 20 MHz)						
Modulation	Channel	RB Configuration		Average Power [dBm]	Average Power [dBm]	Verdict
		Size	Offset	QPSK	16QAM	
QPSK / 16QAM	LCH	1	0	21.75	20.57	PASS
		1	49	21.97	20.78	PASS
		1	99	22.69	21.42	PASS
		50	0	20.74	19.96	PASS
		50	25	21.08	20.17	PASS
		50	50	21.31	20.44	PASS
		100	0	21.17	20.20	PASS
	MCH	1	0	23.01	22.02	PASS
		1	49	23.08	21.91	PASS
		1	99	22.77	21.67	PASS
		50	0	21.90	21.05	PASS
		50	25	21.79	20.98	PASS
		50	50	21.72	20.73	PASS
		100	0	21.73	20.89	PASS
	HCH	1	0	22.31	21.89	PASS
		1	49	22.25	21.82	PASS
		1	99	22.43	22.00	PASS
		50	0	21.41	20.63	PASS
		50	25	21.45	20.49	PASS
		50	50	21.42	20.63	PASS
		100	0	21.40	20.45	PASS

I.2 Peak-to-Average Ratio

Peak-to Average Ratio Test Result (Channel Bandwidth: 5 MHz)				
Modulation	Channel	Peak-to-Average Ratio [dB]	Limit [dB]	Verdict
QPSK	LCH	5.36	<13	PASS
	MCH	5.20	<13	PASS
	HCH	5.19	<13	PASS
16QAM	LCH	6.16	<13	PASS
	MCH	5.98	<13	PASS
	HCH	5.94	<13	PASS

Peak-to Average Ratio Test Result (Channel Bandwidth: 10 MHz)				
Modulation	Channel	Peak-to-Average Ratio [dB]	Limit [dB]	Verdict
QPSK	LCH	5.02	<13	PASS
	MCH	5.09	<13	PASS
	HCH	4.90	<13	PASS
16QAM	LCH	5.83	<13	PASS
	MCH	5.88	<13	PASS
	HCH	5.70	<13	PASS

Peak-to Average Ratio Test Result (Channel Bandwidth: 15 MHz)				
Modulation	Channel	Peak-to-Average Ratio [dB]	Limit [dB]	Verdict
QPSK	LCH	4.93	<13	PASS
	MCH	4.95	<13	PASS
	HCH	4.96	<13	PASS
16QAM	LCH	6.10	<13	PASS
	MCH	7.81	<13	PASS
	HCH	6.17	<13	PASS

Peak-to Average Ratio Test Result (Channel Bandwidth: 20 MHz)				
Modulation	Channel	Peak-to-Average Ratio [dB]	Limit [dB]	Verdict
QPSK	LCH	5.69	<13	PASS
	MCH	5.78	<13	PASS
	HCH	5.76	<13	PASS
16QAM	LCH	6.65	<13	PASS
	MCH	6.72	<13	PASS
	HCH	6.69	<13	PASS

Peak-to Average Ratio Test Graph(s) (Channel Bandwidth: 5 MHz)_LCH_QPSK

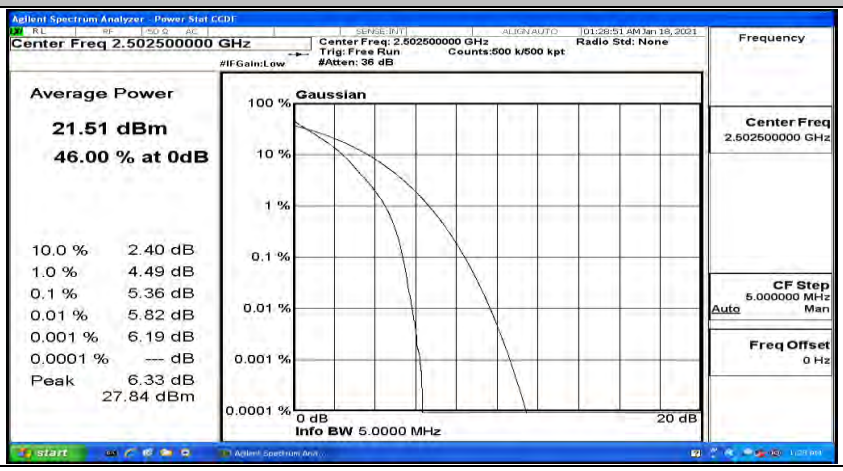

Peak-to Average Ratio Test Graph(s) (Channel Bandwidth: 5 MHz)_MCH_QPSK

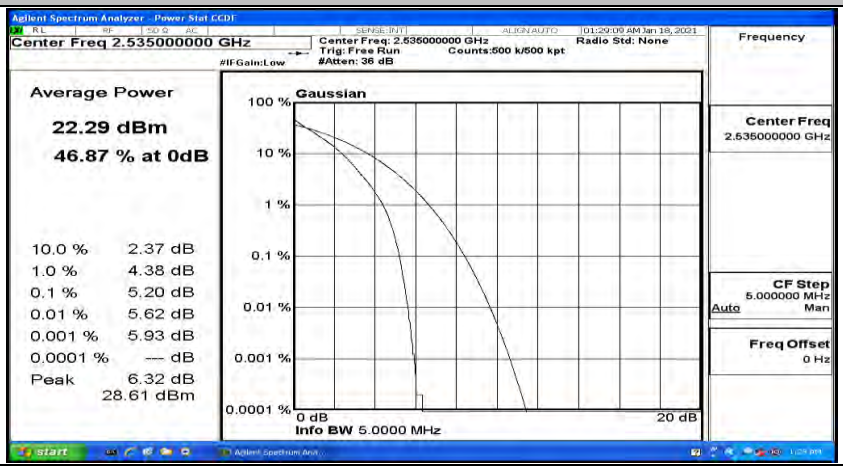

Peak-to Average Ratio Test Graph(s) (Channel Bandwidth: 5 MHz)_HCH_QPSK

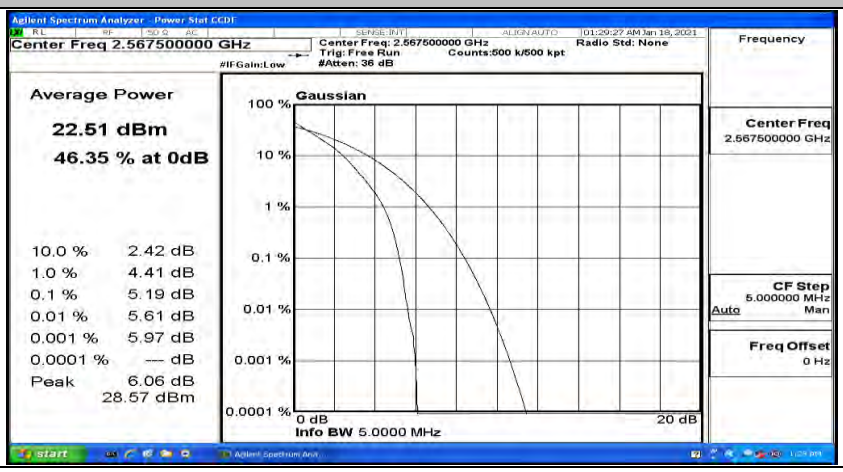

Peak-to Average Ratio Test Graph(s) (Channel Bandwidth: 5 MHz)_LCH_16QAM

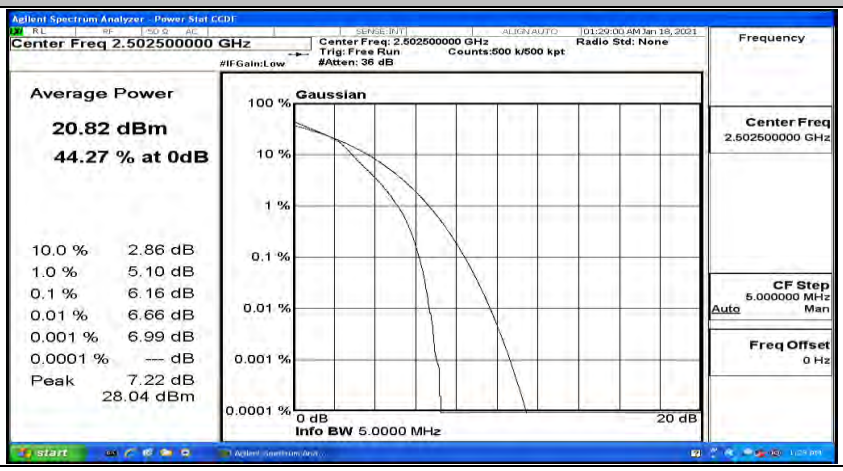

Peak-to Average Ratio Test Graph(s) (Channel Bandwidth: 5 MHz)_MCH_16QAM

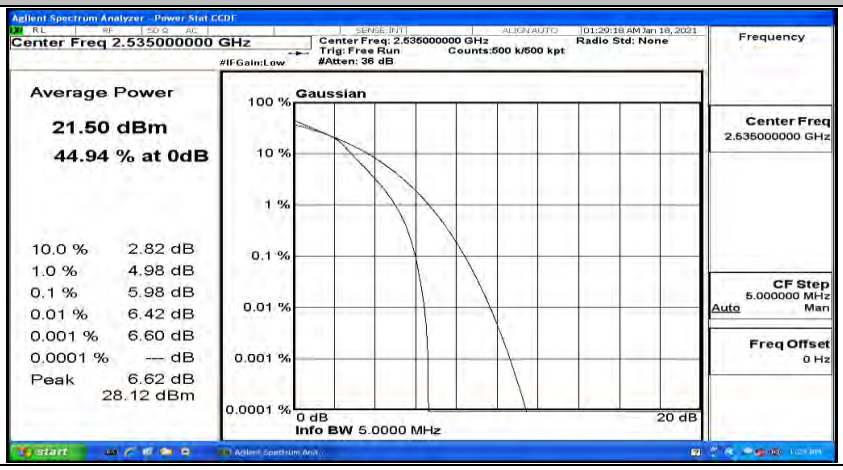

Peak-to Average Ratio Test Graph(s) (Channel Bandwidth: 5 MHz)_HCH_16QAM

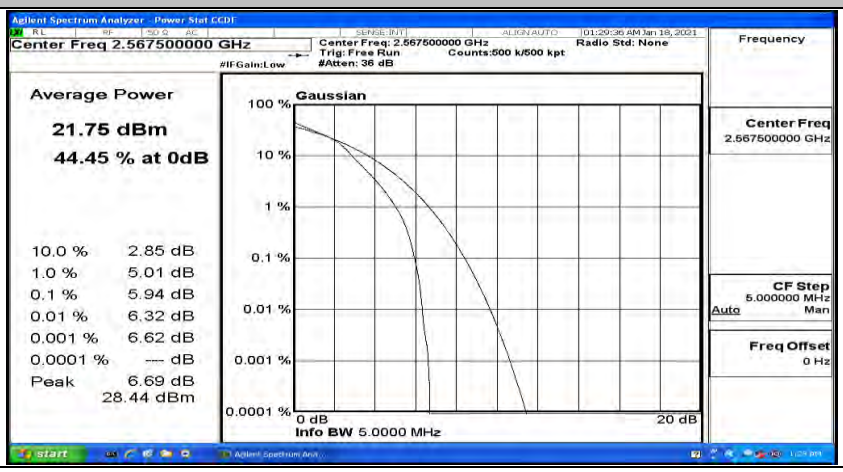

Peak-to Average Ratio Test Graph(s) (Channel Bandwidth: 10 MHz)_LCH_QPSK

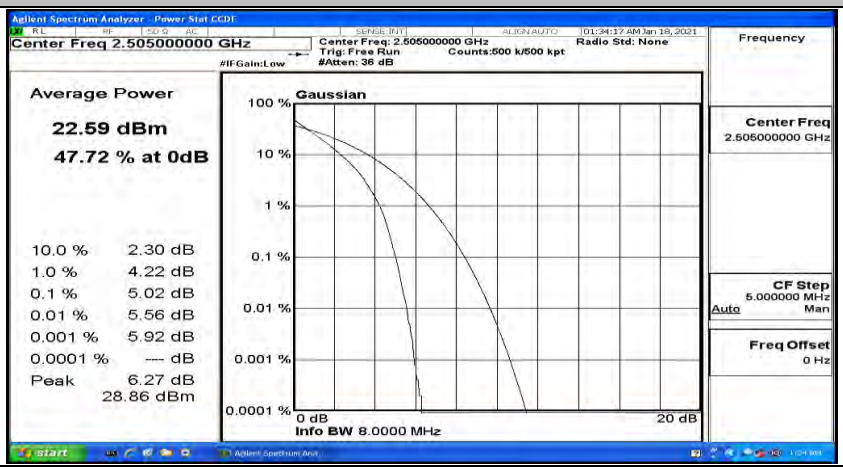

Peak-to Average Ratio Test Graph(s) (Channel Bandwidth: 10 MHz)_MCH_QPSK

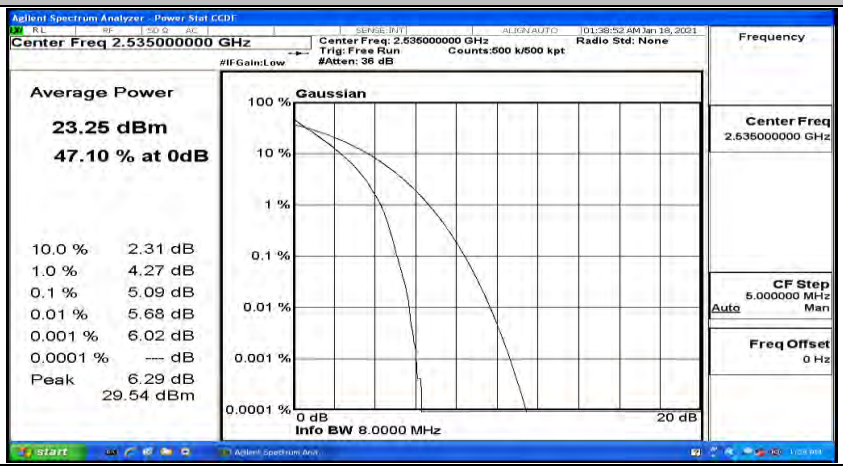

Peak-to Average Ratio Test Graph(s) (Channel Bandwidth: 10 MHz)_HCH_QPSK

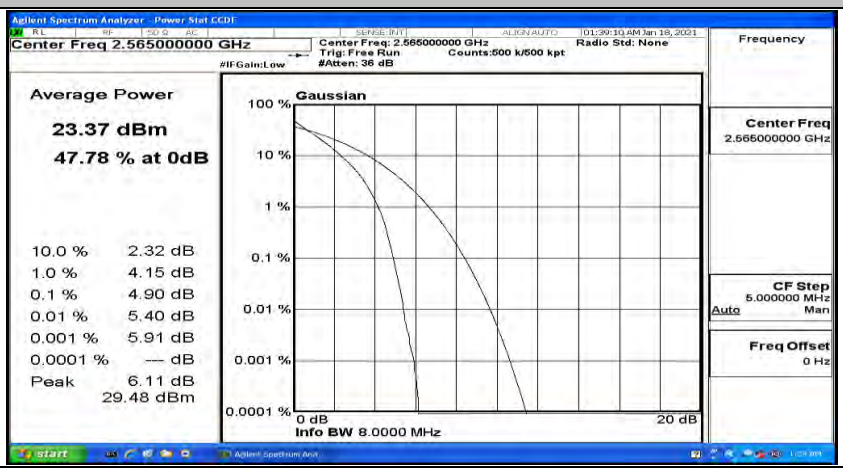

Peak-to Average Ratio Test Graph(s) (Channel Bandwidth: 10 MHz)_LCH_16QAM

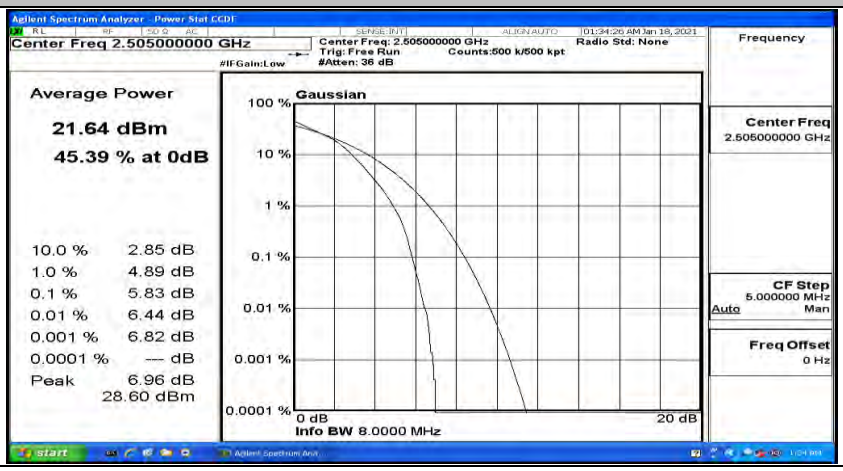

Peak-to Average Ratio Test Graph(s) (Channel Bandwidth: 10 MHz)_MCH_16QAM

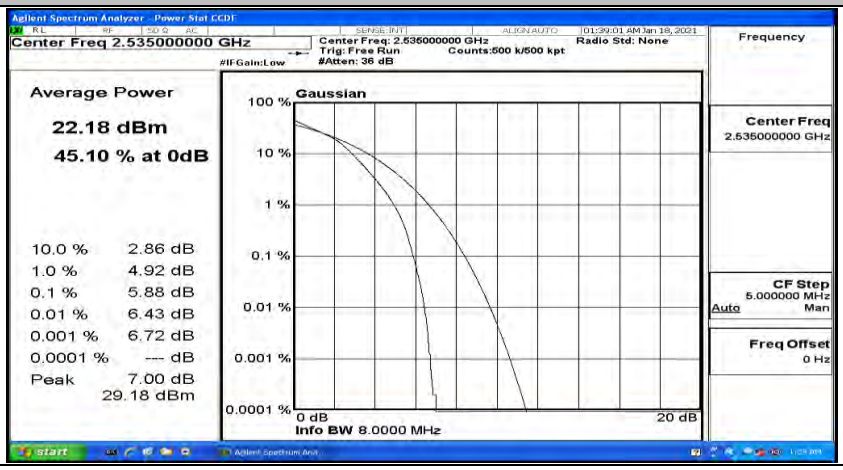

Peak-to Average Ratio Test Graph(s) (Channel Bandwidth: 10 MHz)_HCH_16QAM

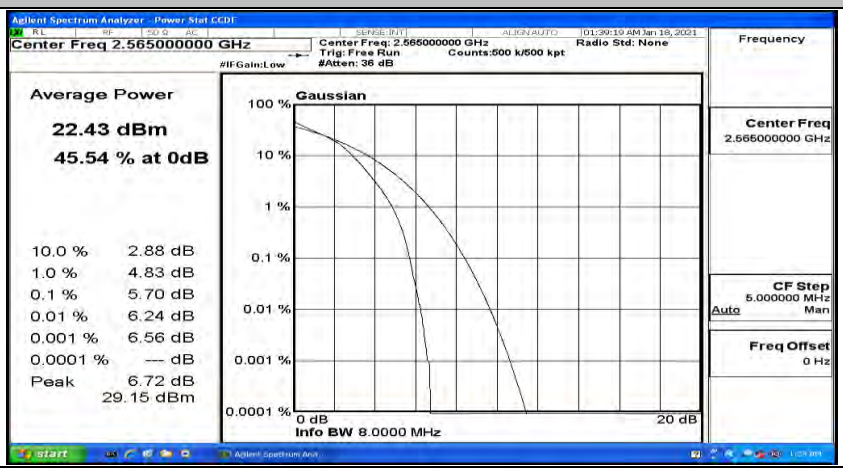

Peak-to Average Ratio Test Graph(s) (Channel Bandwidth:15 MHz)_LCH_QPSK

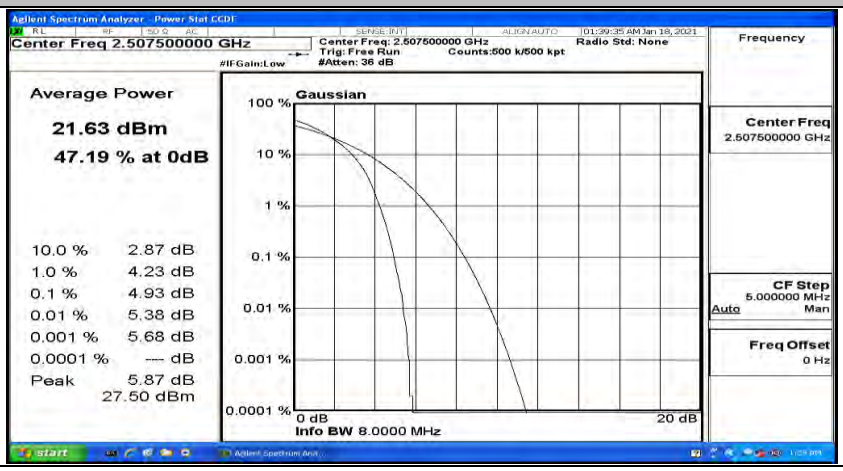

Peak-to Average Ratio Test Graph(s) (Channel Bandwidth:15 MHz)_MCH_QPSK

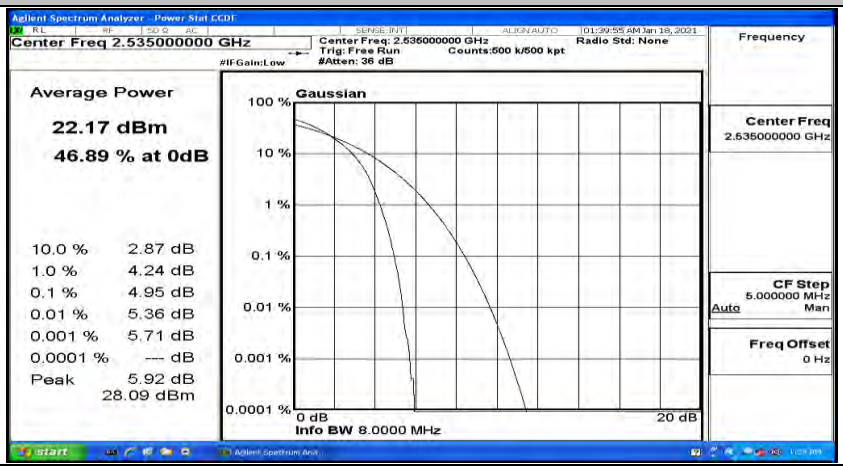

Peak-to Average Ratio Test Graph(s) (Channel Bandwidth:15 MHz)_HCH_QPSK

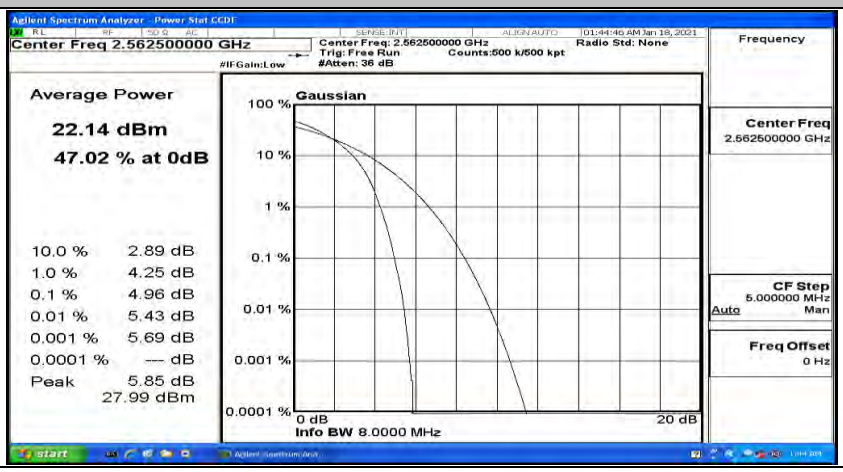

Peak-to Average Ratio Test Graph(s) (Channel Bandwidth:15 MHz)_LCH_16QAM

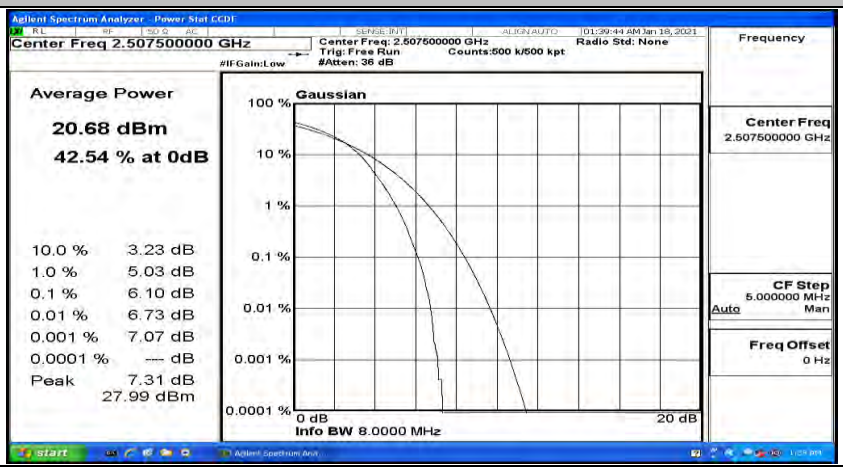

Peak-to Average Ratio Test Graph(s) (Channel Bandwidth:15 MHz)_MCH_16QAM

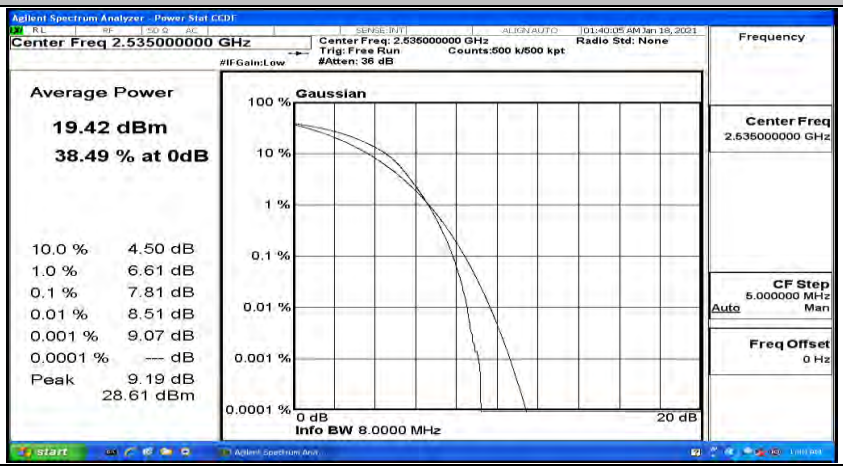

Peak-to Average Ratio Test Graph(s) (Channel Bandwidth:15 MHz)_HCH_16QAM

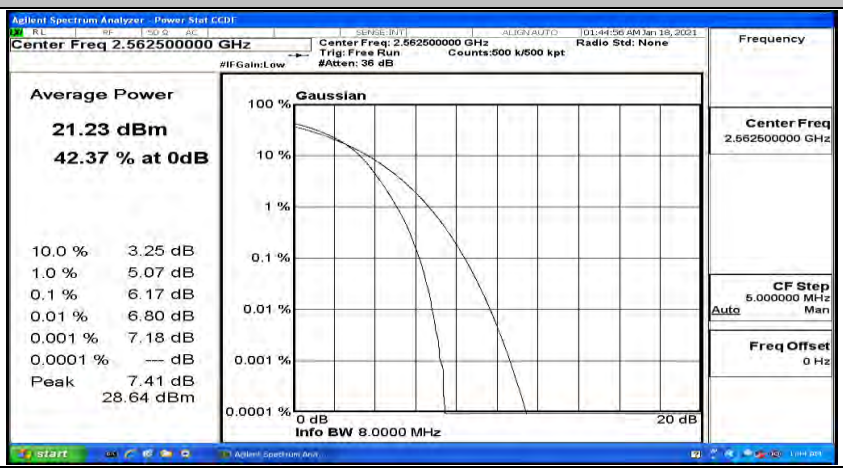

Peak-to Average Ratio Test Graph(s) (Channel Bandwidth:20 MHz)_LCH_QPSK

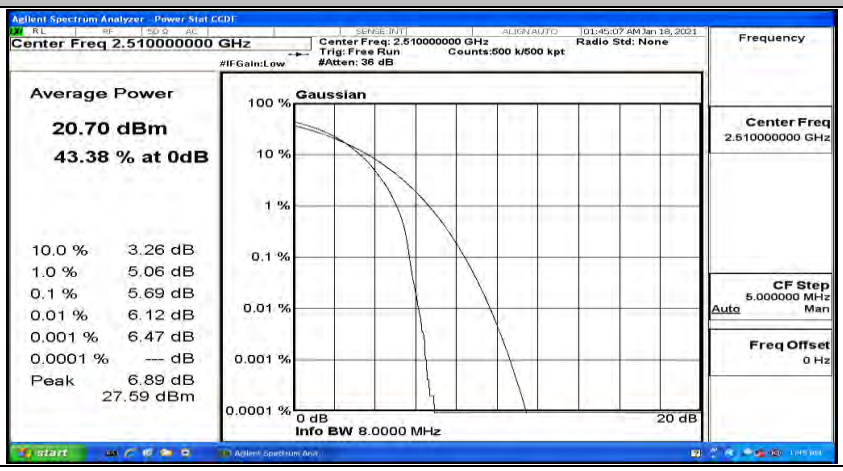

Peak-to Average Ratio Test Graph(s) (Channel Bandwidth:20 MHz)_MCH_QPSK

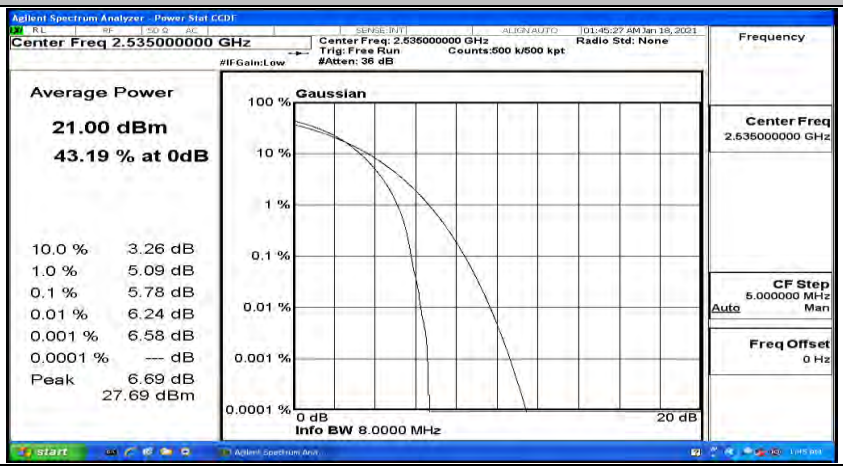

Peak-to Average Ratio Test Graph(s) (Channel Bandwidth:20 MHz)_HCH_QPSK

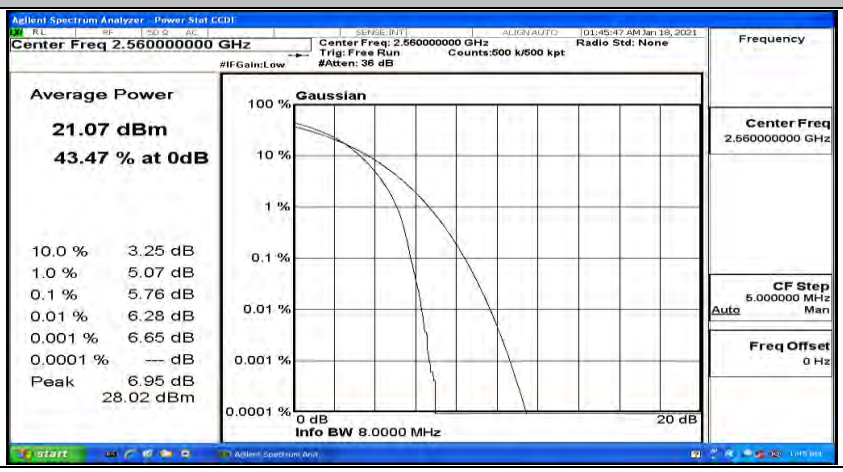

Peak-to Average Ratio Test Graph(s) (Channel Bandwidth:20 MHz)_LCH_16QAM

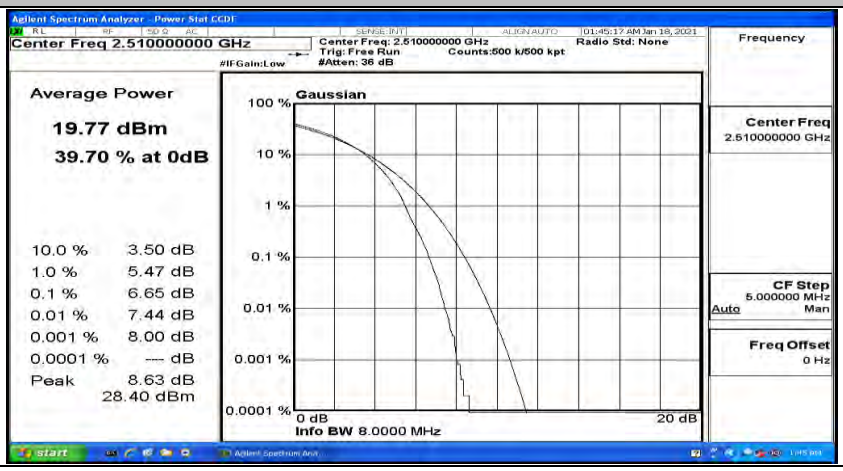

Peak-to Average Ratio Test Graph(s) (Channel Bandwidth:20 MHz)_MCH_16QAM

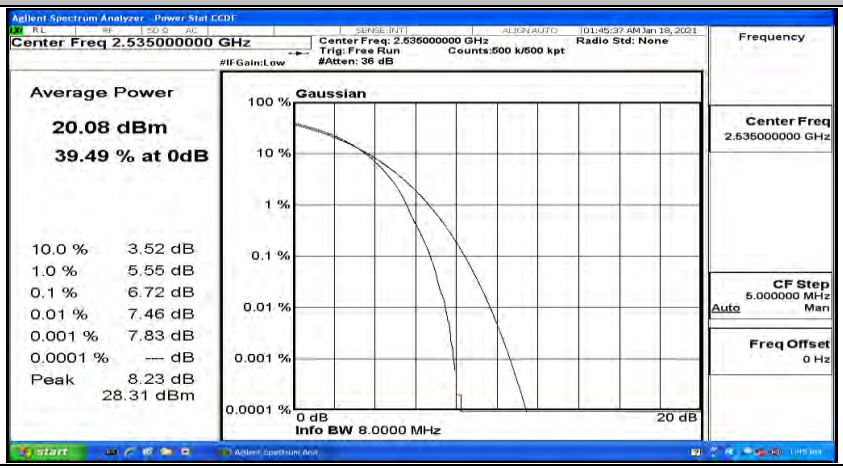

Peak-to Average Ratio Test Graph(s) (Channel Bandwidth:20 MHz)_HCH_16QAM

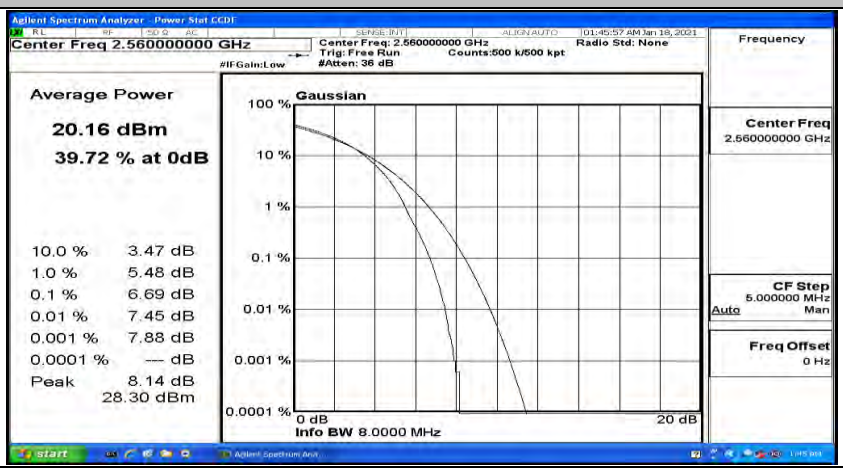

I.3 26dB Bandwidth and Occupied Bandwidth

EBW & OBW Test Result (Channel Bandwidth: 5 MHz)				
Modulation	Channel	Occupied Bandwidth (MHz)	26dB Bandwidth (MHz)	Verdict
QPSK	LCH	4.4712	4.784	PASS
	MCH	4.4739	4.854	PASS
	HCH	4.4731	4.812	PASS
16QAM	LCH	4.4709	4.812	PASS
	MCH	4.4697	4.857	PASS
	HCH	4.4720	4.783	PASS

EBW & OBW Test Result (Channel Bandwidth: 10 MHz)				
Modulation	Channel	Occupied Bandwidth (MHz)	26dB Bandwidth (MHz)	Verdict
QPSK	LCH	8.9140	9.417	PASS
	MCH	8.9191	9.429	PASS
	HCH	8.6084	9.286	PASS
16QAM	LCH	8.9149	9.428	PASS
	MCH	8.9294	9.436	PASS
	HCH	8.9218	9.403	PASS

EBW & OBW Test Result (Channel Bandwidth: 15 MHz)				
Modulation	Channel	Occupied Bandwidth (MHz)	26dB Bandwidth (MHz)	Verdict
QPSK	LCH	13.362	13.98	PASS
	MCH	13.389	14.03	PASS
	HCH	13.389	14.02	PASS
16QAM	LCH	13.360	13.98	PASS
	MCH	13.382	14.03	PASS
	HCH	13.377	14.03	PASS

EBW & OBW Test Result (Channel Bandwidth: 20 MHz)				
Modulation	Channel	Occupied Bandwidth (MHz)	26dB Bandwidth (MHz)	Verdict
QPSK	LCH	17.825	18.56	PASS
	MCH	17.834	18.64	PASS
	HCH	17.851	18.63	PASS
16QAM	LCH	17.805	18.53	PASS
	MCH	17.816	18.59	PASS
	HCH	17.841	18.59	PASS

EBW & OBW Test Graph(s) (Channel Bandwidth: 5 MHz)_LCH_QPSK

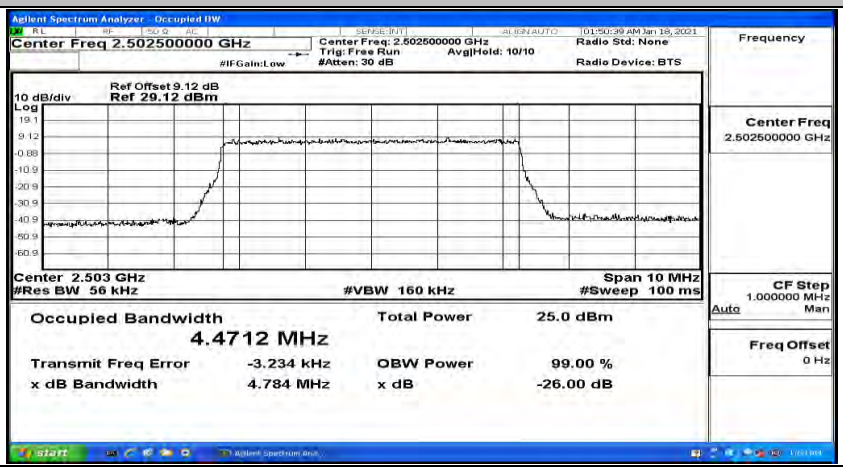

EBW & OBW Test Graph(s) (Channel Bandwidth: 5 MHz)_MCH_QPSK

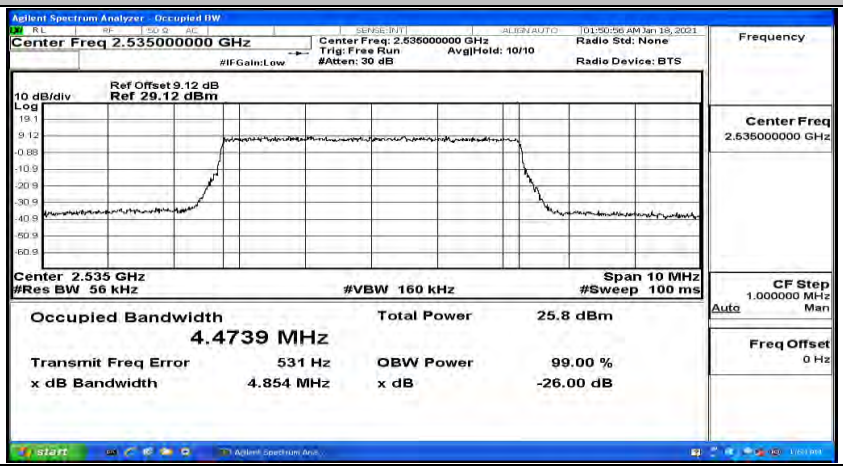

EBW & OBW Test Graph(s) (Channel Bandwidth: 5 MHz)_HCH_QPSK

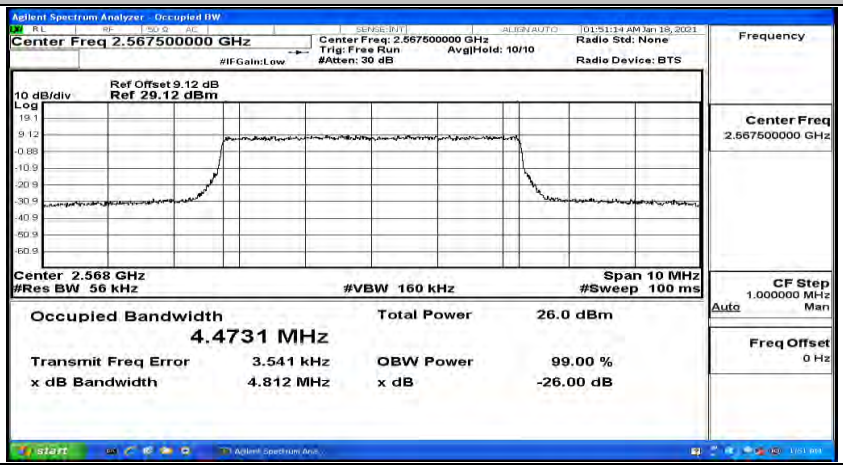

EBW & OBW Test Graph(s) (Channel Bandwidth: 5 MHz)_LCH_16QAM

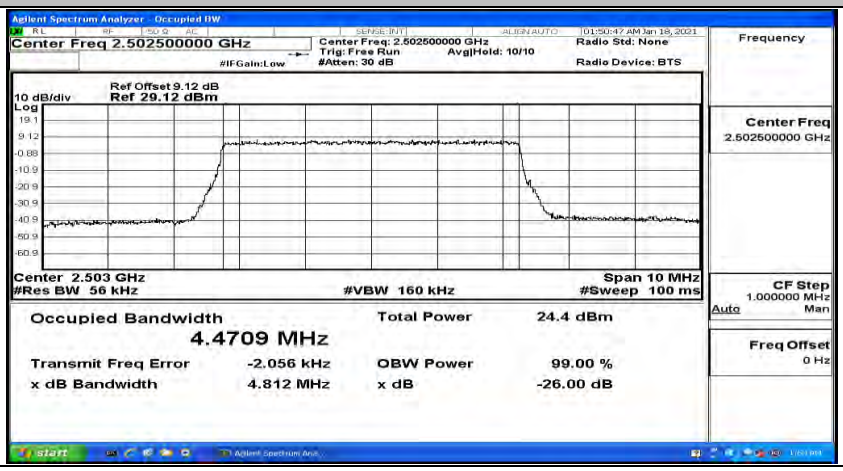

EBW & OBW Test Graph(s) (Channel Bandwidth: 5 MHz)_MCH_16QAM

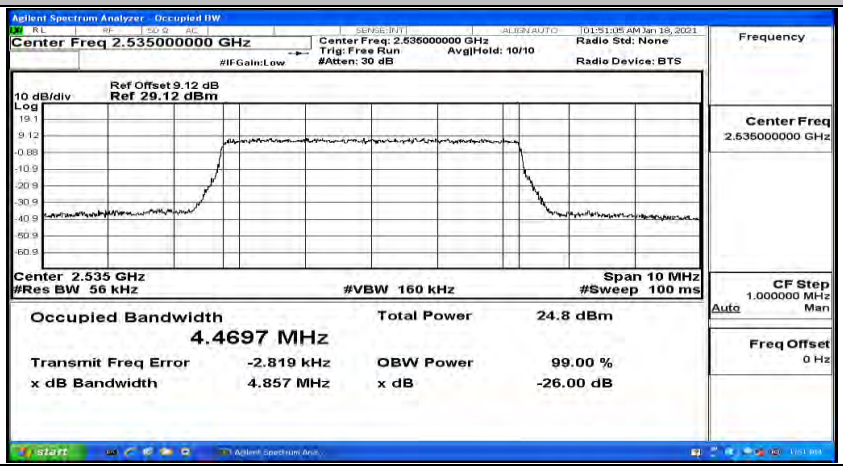

EBW & OBW Test Graph(s) (Channel Bandwidth: 5 MHz)_HCH_16QAM

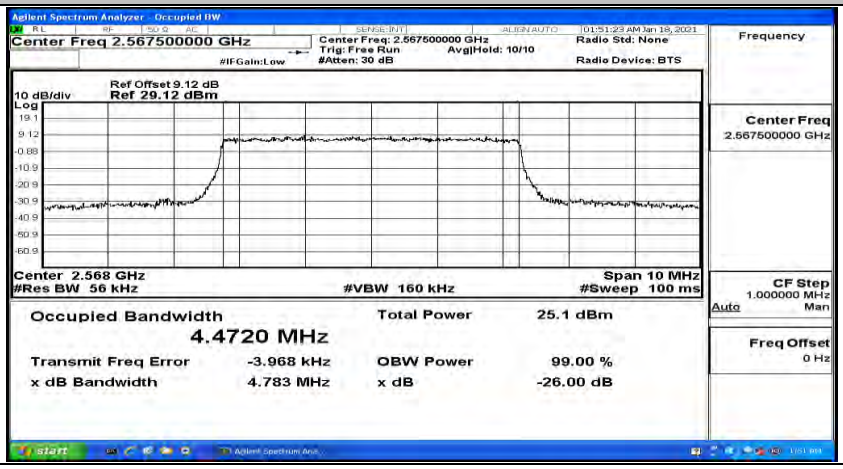

EBW & OBW Test Graph(s) (Channel Bandwidth: 10 MHz)_LCH_QPSK

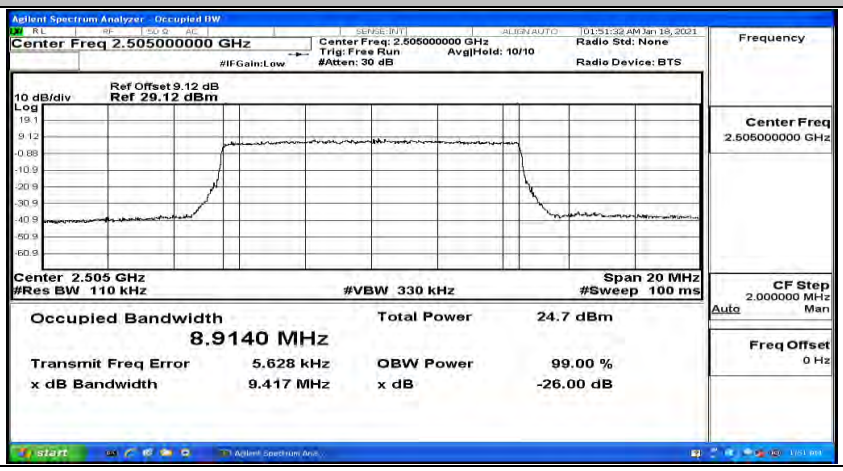

EBW & OBW Test Graph(s) (Channel Bandwidth: 10 MHz)_MCH_QPSK

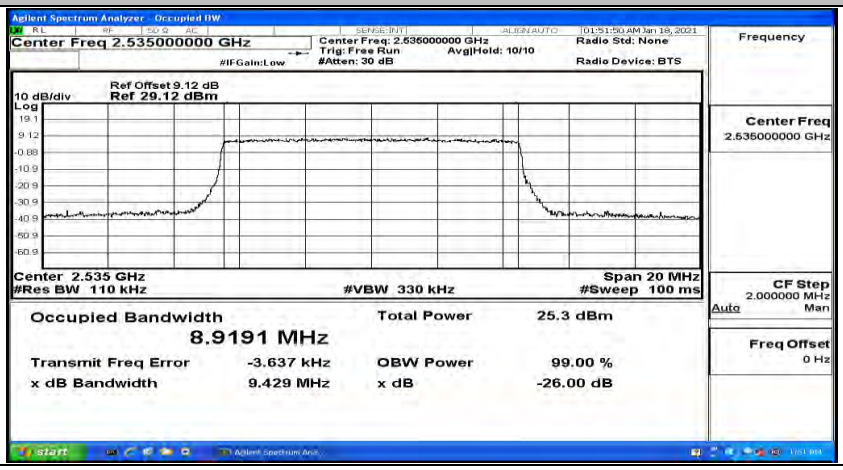

EBW & OBW Test Graph(s) (Channel Bandwidth: 10 MHz)_HCH_QPSK

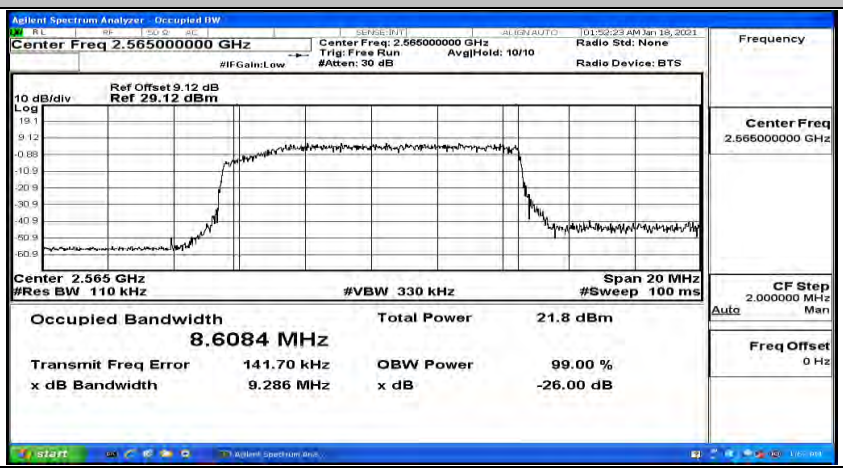

EBW & OBW Test Graph(s) (Channel Bandwidth: 10 MHz)_LCH_16QAM

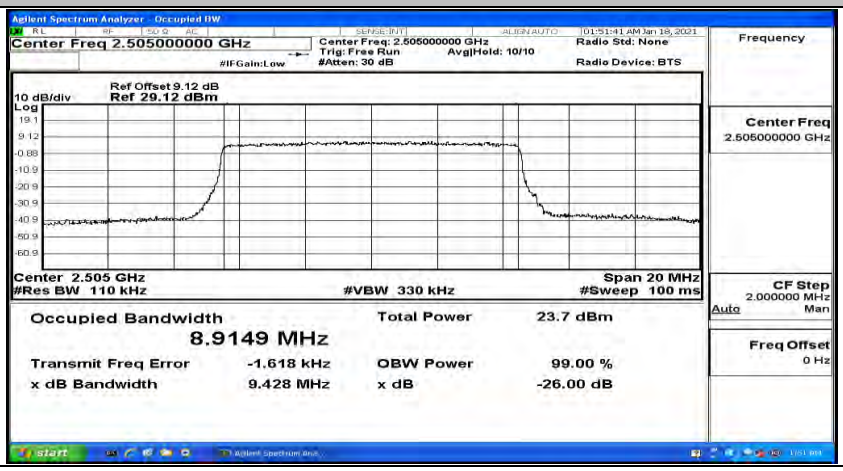

EBW & OBW Test Graph(s) (Channel Bandwidth: 10 MHz)_MCH_16QAM

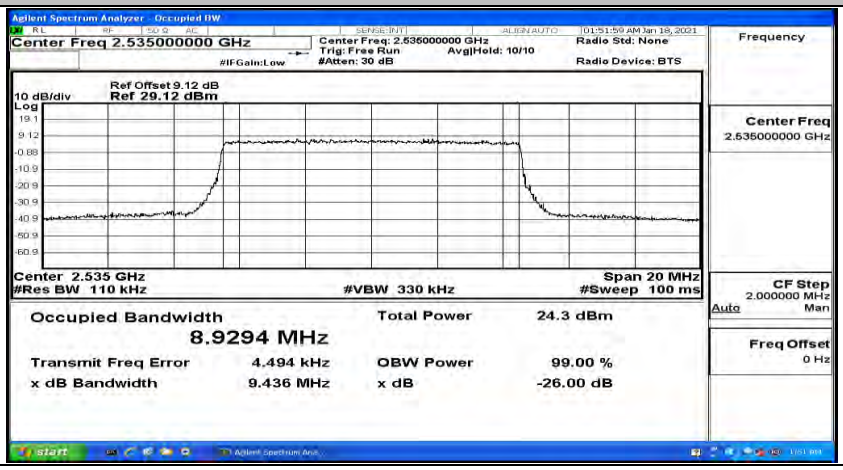

EBW & OBW Test Graph(s) (Channel Bandwidth: 10 MHz)_HCH_16QAM

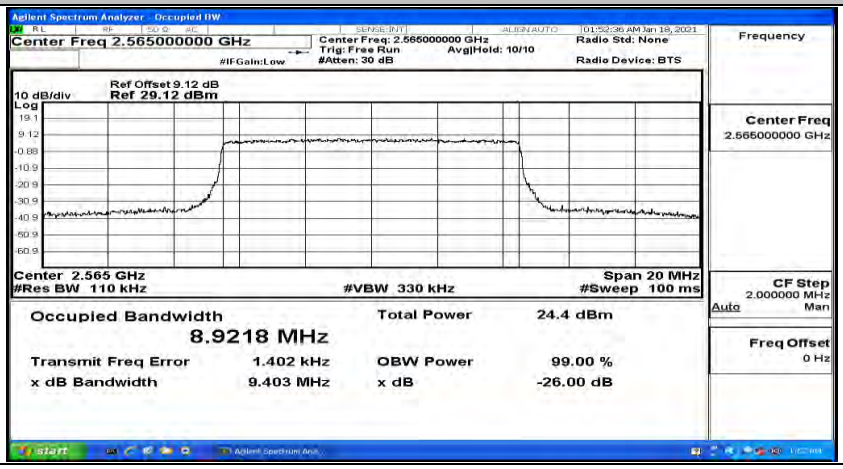

EBW & OBW Test Graph(s) (Channel Bandwidth:15 MHz)_LCH_QPSK

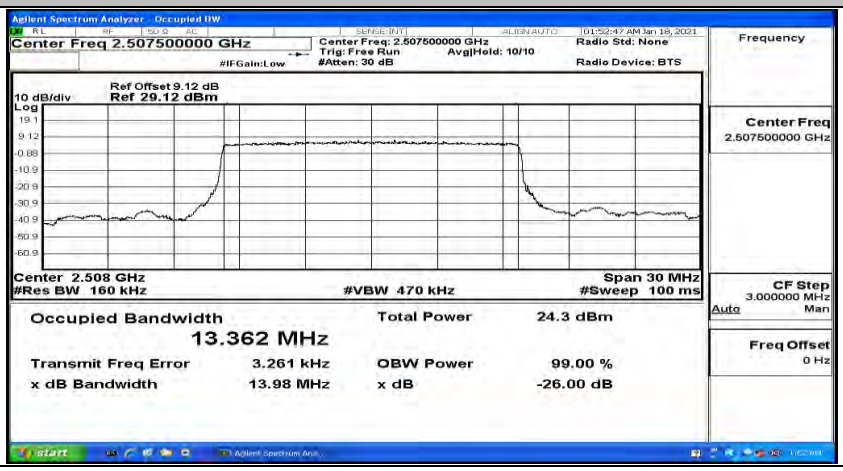

EBW & OBW Test Graph(s) (Channel Bandwidth:15 MHz)_MCH_QPSK

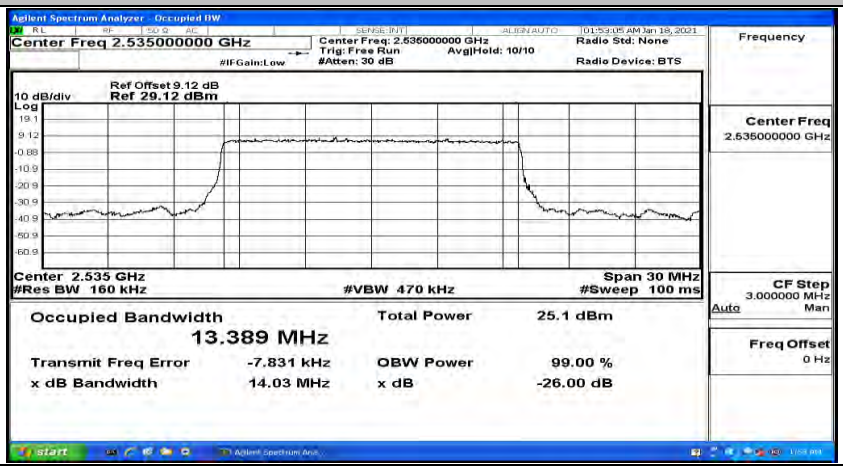

EBW & OBW Test Graph(s) (Channel Bandwidth:15 MHz)_HCH_QPSK

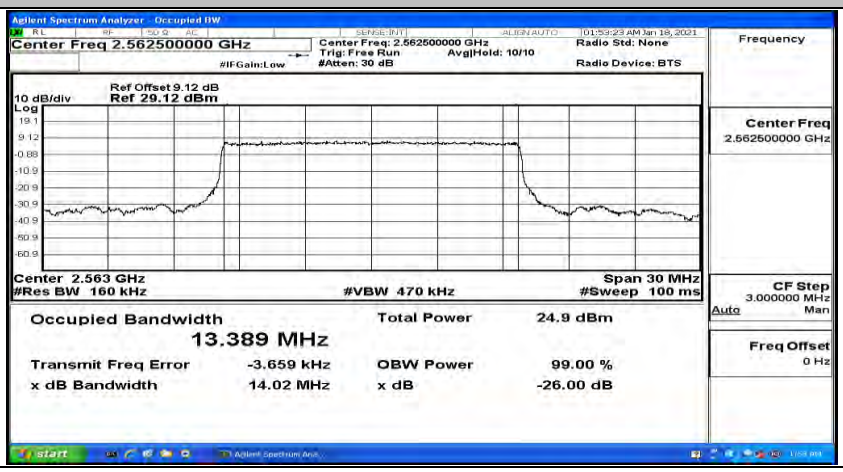

EBW & OBW Test Graph(s) (Channel Bandwidth:15 MHz)_LCH_16QAM

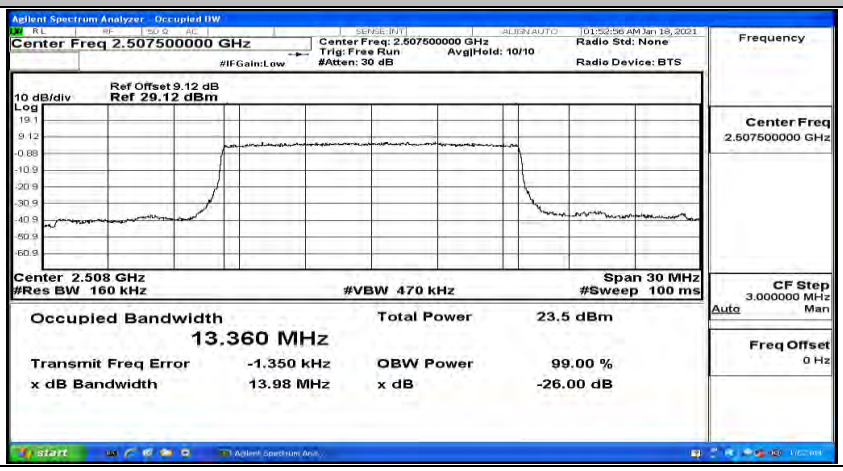

EBW & OBW Test Graph(s) (Channel Bandwidth:15 MHz)_MCH_16QAM

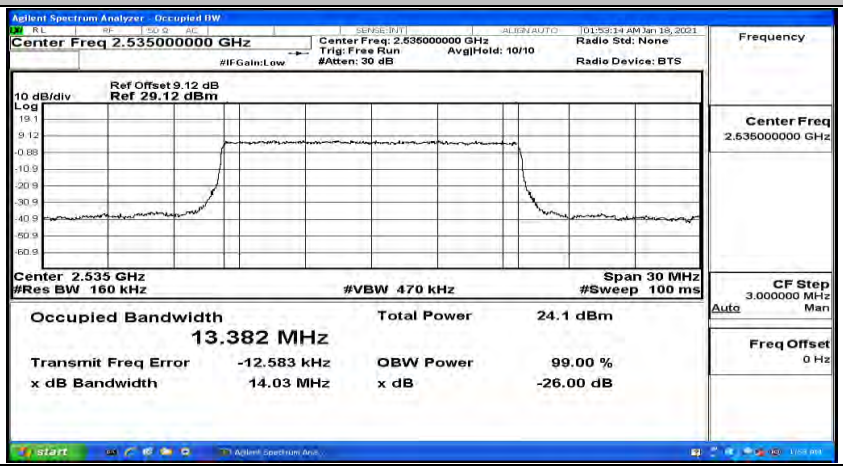

EBW & OBW Test Graph(s) (Channel Bandwidth:15 MHz)_HCH_16QAM

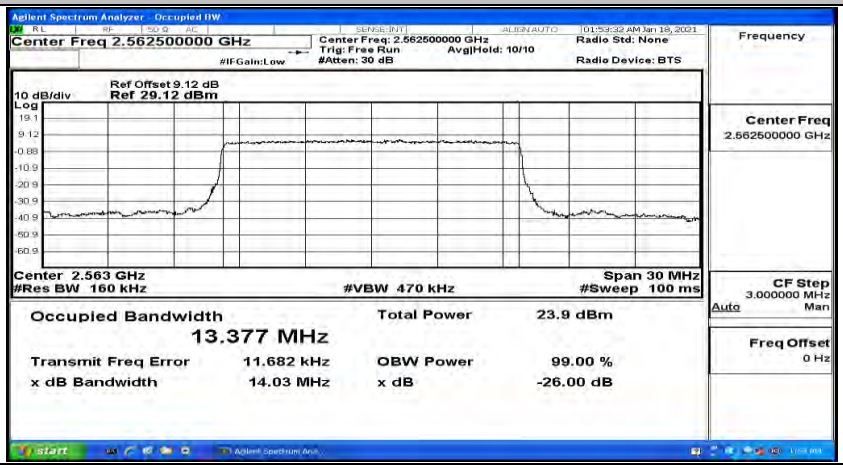

EBW & OBW Test Graph(s) (Channel Bandwidth:20 MHz)_LCH_QPSK

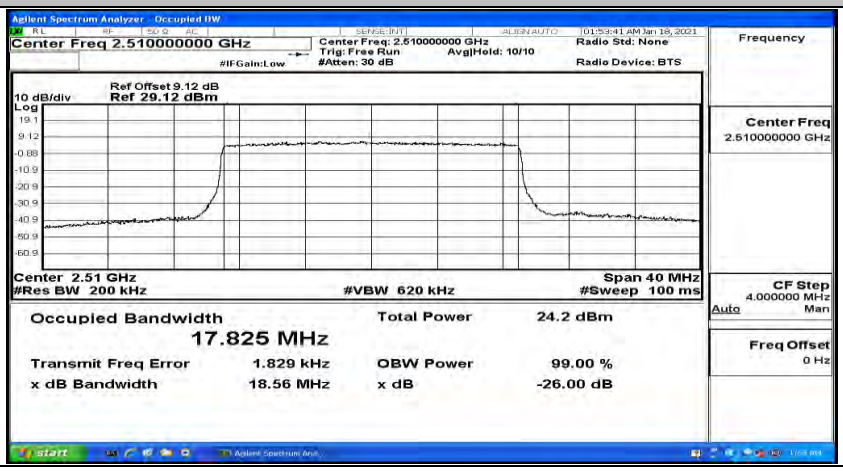

EBW & OBW Test Graph(s) (Channel Bandwidth:20 MHz)_MCH_QPSK

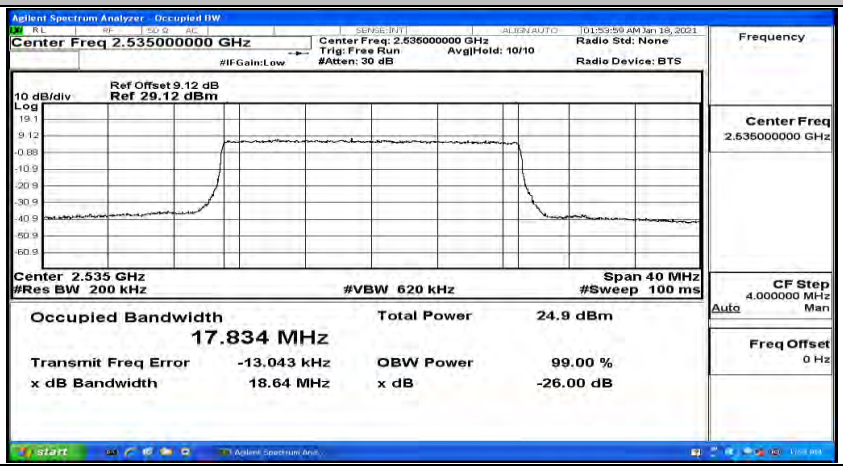

EBW & OBW Test Graph(s) (Channel Bandwidth:20 MHz)_HCH_QPSK

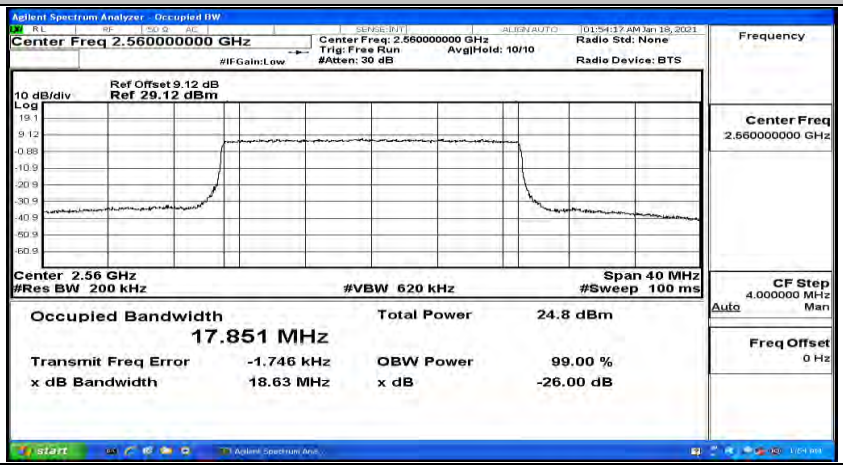

EBW & OBW Test Graph(s) (Channel Bandwidth:20 MHz)_LCH_16QAM

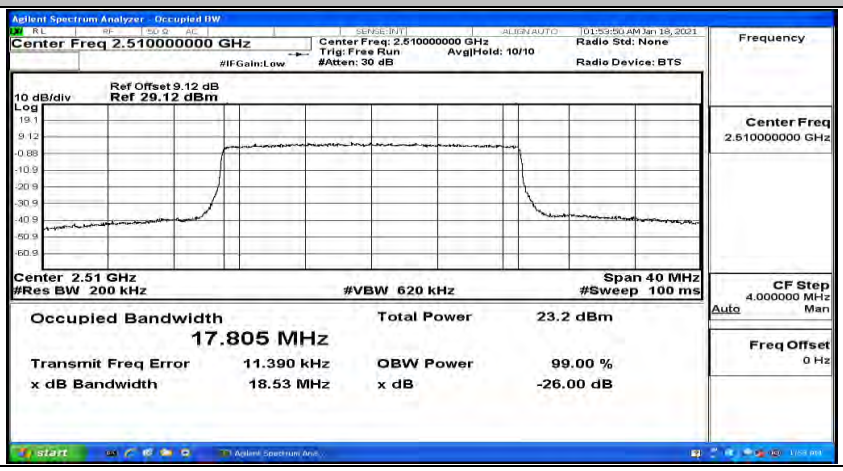

EBW & OBW Test Graph(s) (Channel Bandwidth:20 MHz)_MCH_16QAM

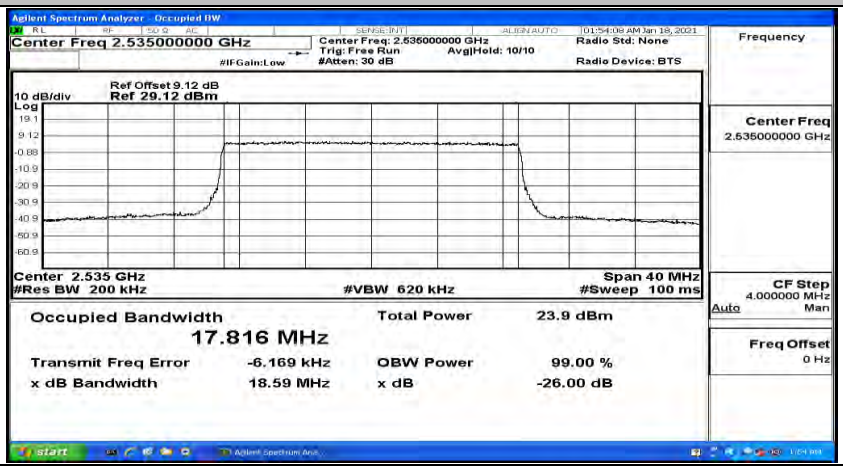

EBW & OBW Test Graph(s) (Channel Bandwidth:20 MHz)_HCH_16QAM

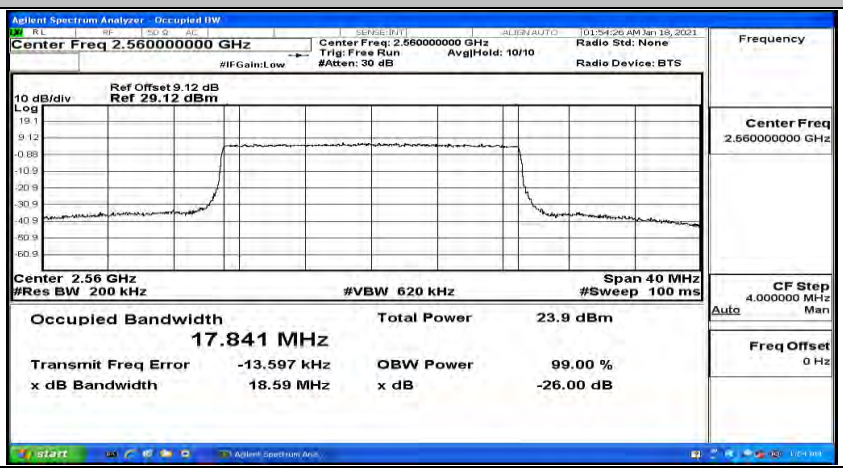

I.4 Band Edge

Band Edge Test Graph(s) (Channel Bandwidth: 5 MHz)_LCH_QPSK
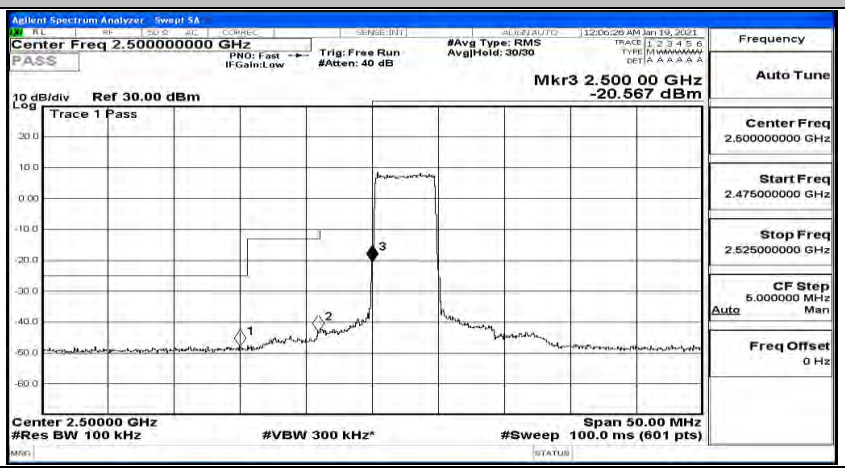

Band Edge Test Graph(s) (Channel Bandwidth: 5 MHz)_HCH_QPSK

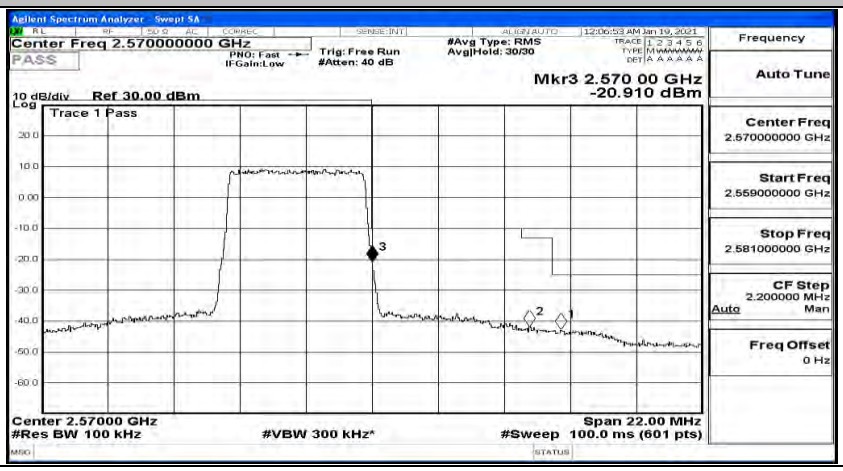

Band Edge Test Graph(s) (Channel Bandwidth: 5 MHz)_LCH_16QAM

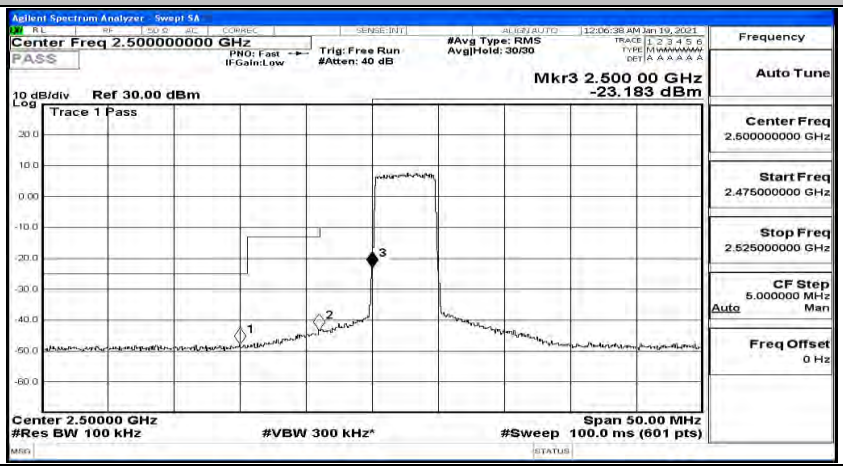

Band Edge Test Graph(s) (Channel Bandwidth: 5 MHz)_HCH_16QAM

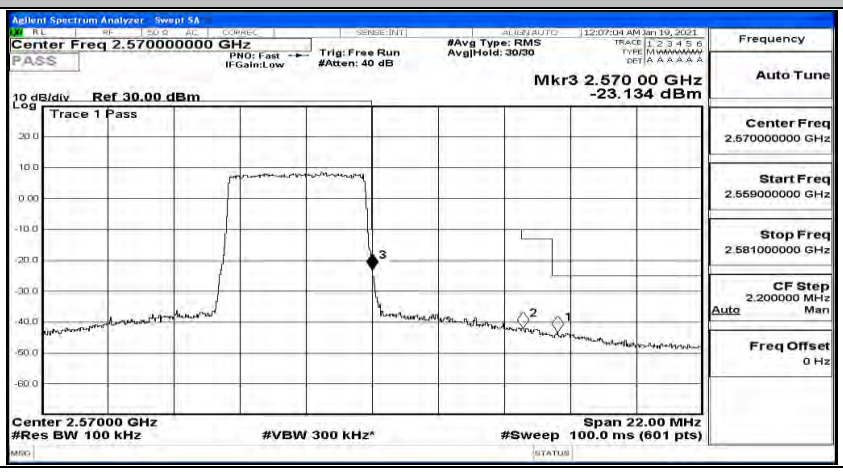

Band Edge Test Graph(s) (Channel Bandwidth: 10 MHz)_LCH_QPSK

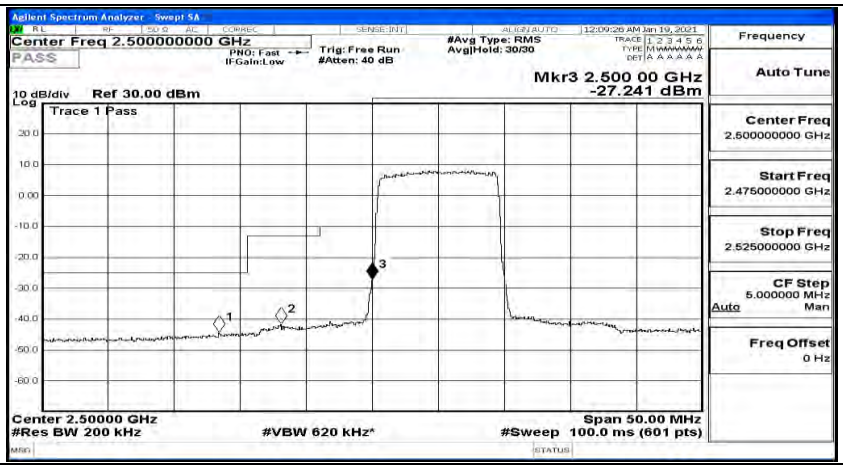
Agilent Spectrum Analyzer - Swept SA
Center Freq 2.500000000 GHz
PNO: Fast
IFGain:Low
Trig: Free Run
#Atten: 40 dB
#Avg Type: RMS
Avg|Hold: 30/30
12:09:26 AM Jan 19, 2021
PASS
Mkr3 2.500 00 GHz
-27.241 dBm
10 dB/div Ref 30.00 dBm
Log
Trace 1 Pass
Center 2.50000 GHz
#Res BW 200 kHz
#VBW 620 kHz*
Span 50.00 MHz
#Sweep 100.0 ms (601 pts)
Frequency
Auto Tune
Center Freq
2.500000000 GHz
Start Freq
2.475000000 GHz
Stop Freq
2.525000000 GHz
CF Step
5.000000 MHz
Auto
Man
Freq Offset
0 Hz

Band Edge Test Graph(s) (Channel Bandwidth: 10 MHz)_HCH_QPSK

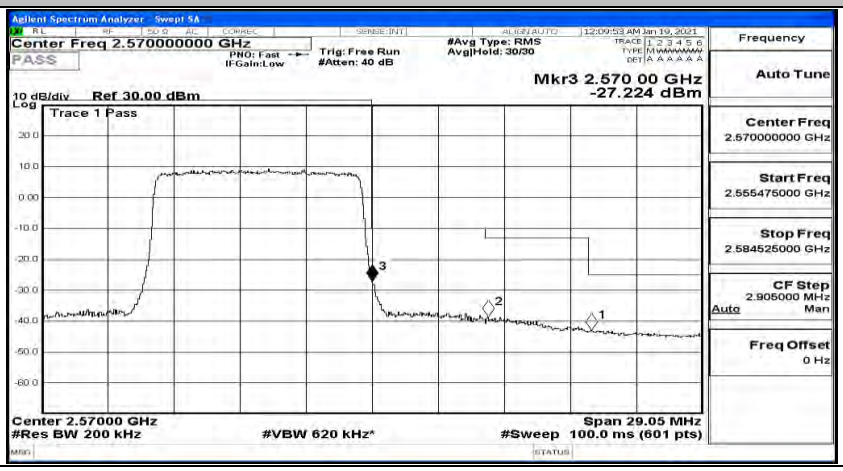

Band Edge Test Graph(s) (Channel Bandwidth: 10 MHz)_LCH_16QAM

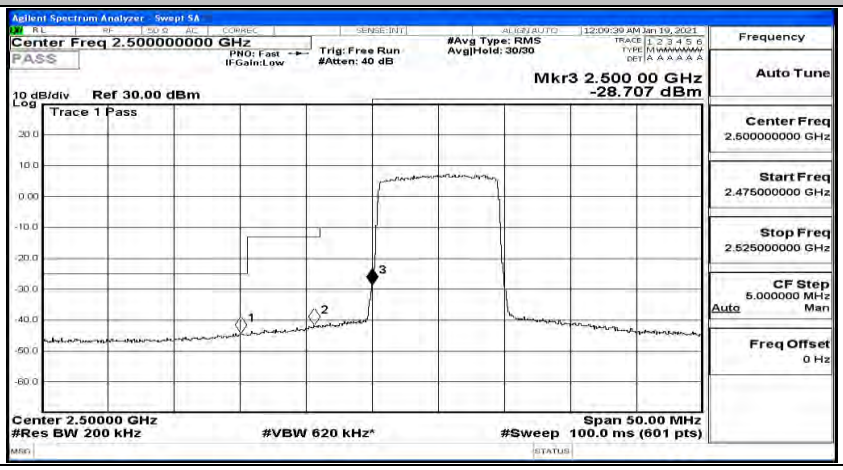

Band Edge Test Graph(s) (Channel Bandwidth: 10 MHz)_HCH_16QAM

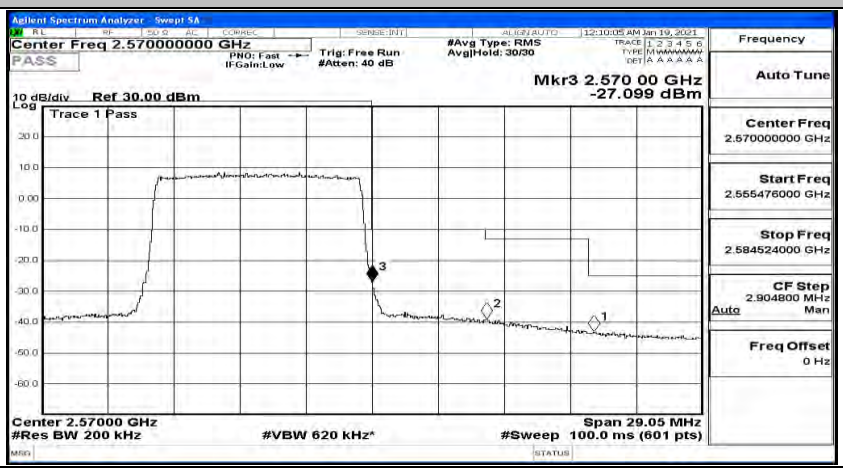

Band Edge Test Graph(s) (Channel Bandwidth:15 MHz)_LCH_QPSK

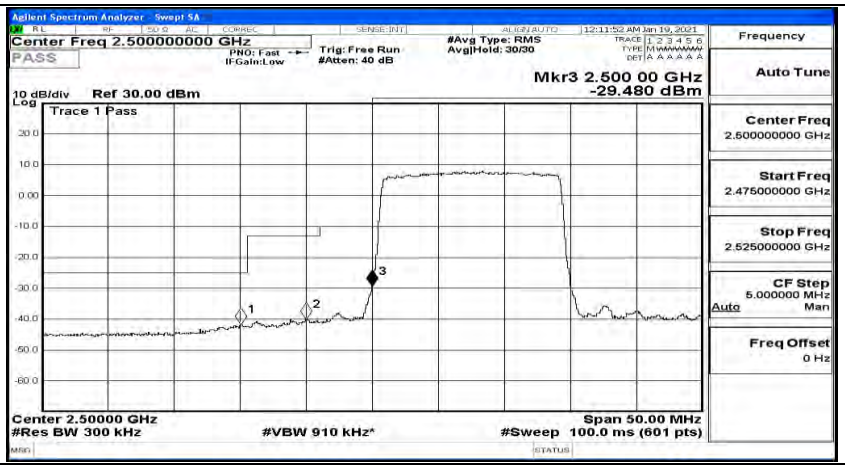
Agilent Spectrum Analyzer - Swept SA
Center Freq 2.500000000 GHz
PNO: Fast
IFGain:Low
Trig: Free Run
#Atten: 40 dB
#Avg Type: RMS
Avg|Hold: 30/30
12:11:52 AM Jan 19, 2021
PASS
Mkr3 2.500 00 GHz
-29.480 dBm
10 dB/div Ref 30.00 dBm
Log
Trace 1 Pass
Center 2.50000 GHz
#Res BW 300 kHz
#VBW 910 kHz*
Span 50.00 MHz
#Sweep 100.0 ms (601 pts)
Frequency
Auto Tune
Center Freq
2.500000000 GHz
Start Freq
2.475000000 GHz
Stop Freq
2.525000000 GHz
CF Step
5.000000 MHz
Auto
Man
Freq Offset
0 Hz

Band Edge Test Graph(s) (Channel Bandwidth:15 MHz)_HCH_QPSK

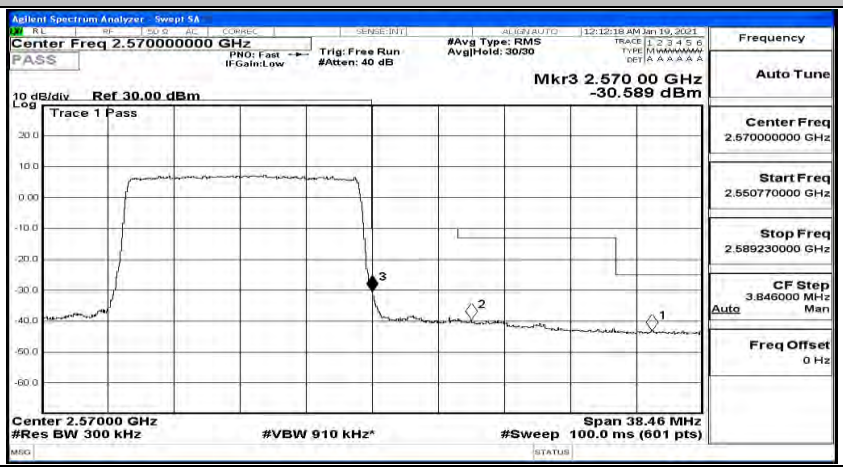

Band Edge Test Graph(s) (Channel Bandwidth:15 MHz)_LCH_16QAM

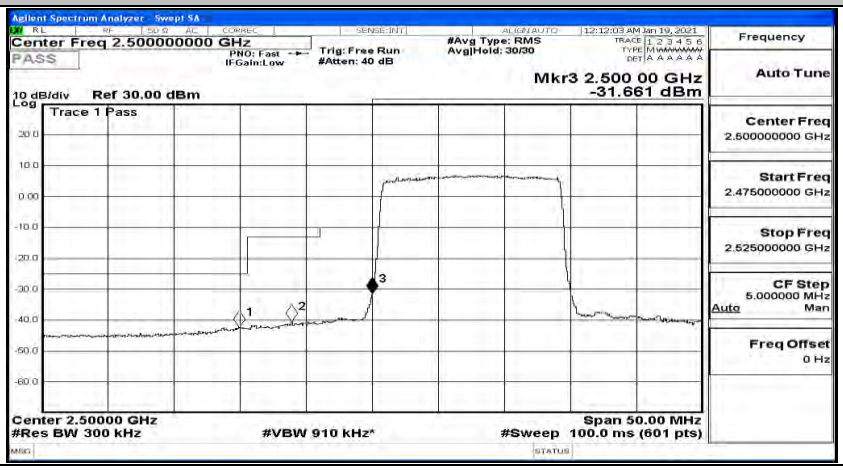

Band Edge Test Graph(s) (Channel Bandwidth:15 MHz)_HCH_16QAM

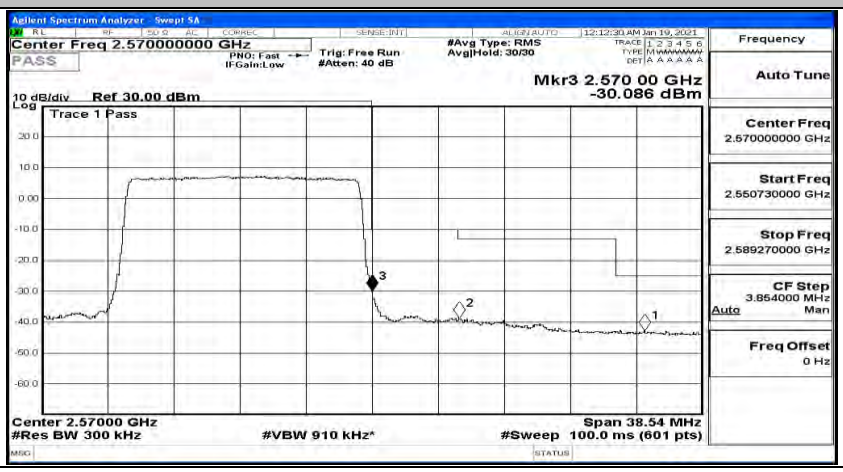

Band Edge Test Graph(s) (Channel Bandwidth:20 MHz)_LCH_QPSK

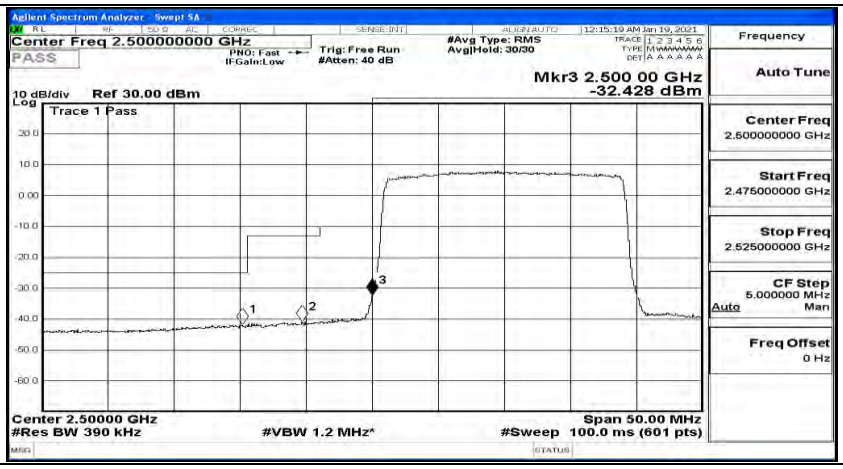

Band Edge Test Graph(s) (Channel Bandwidth:20 MHz)_HCH_QPSK

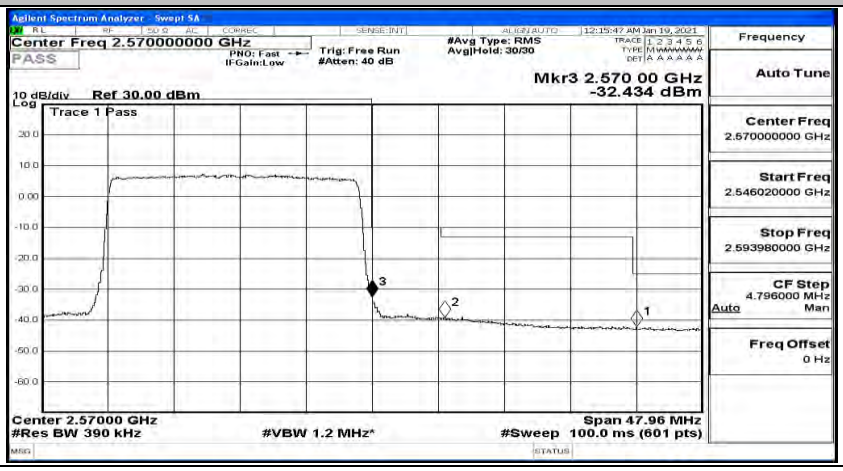

Band Edge Test Graph(s) (Channel Bandwidth:20 MHz)_LCH_16QAM

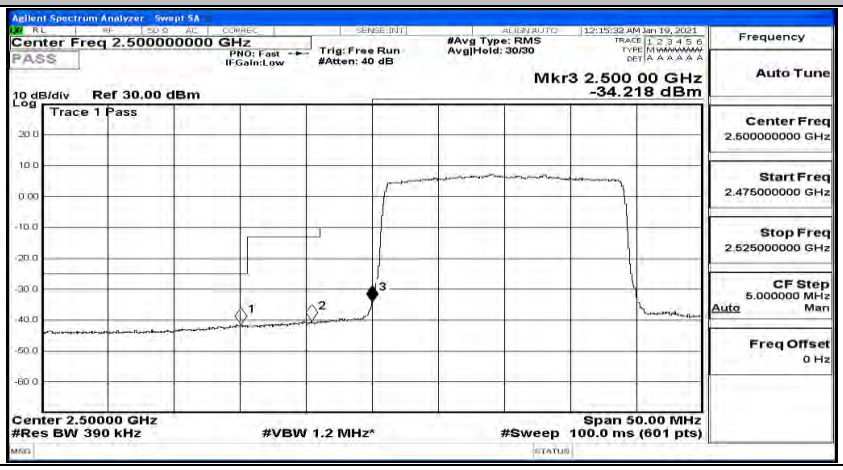

Band Edge Test Graph(s) (Channel Bandwidth:20 MHz)_HCH_16QAM

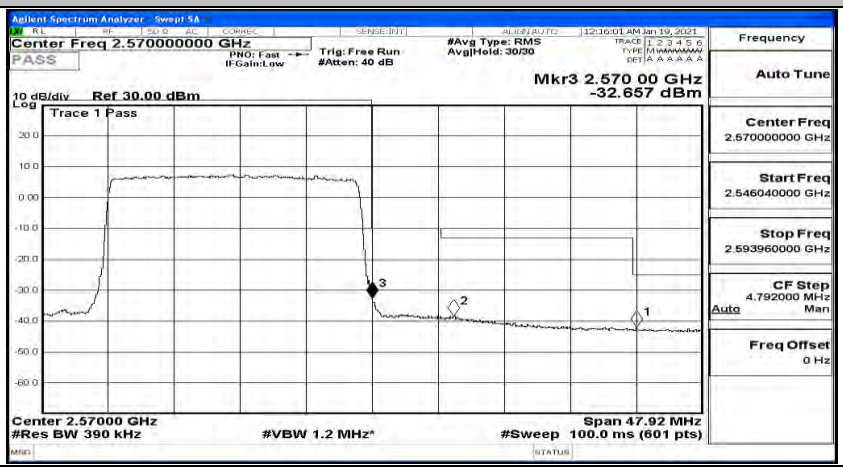

I.5 Conducted Spurious Emission

Channel Bandwidth: 5 MHz

(Channel Bandwidth: 5 MHz)_LCH_QPSK_1RB#0

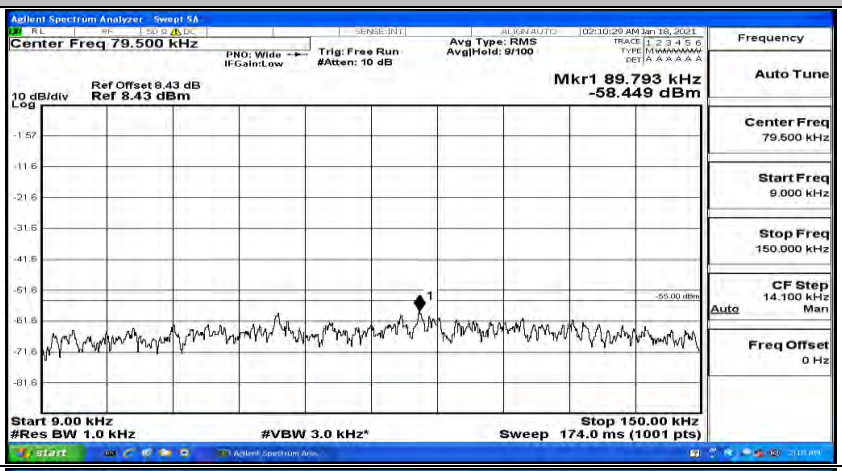

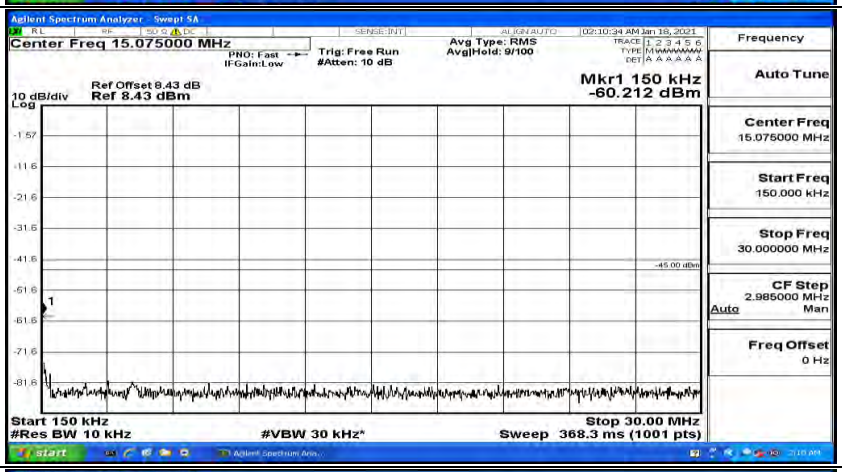

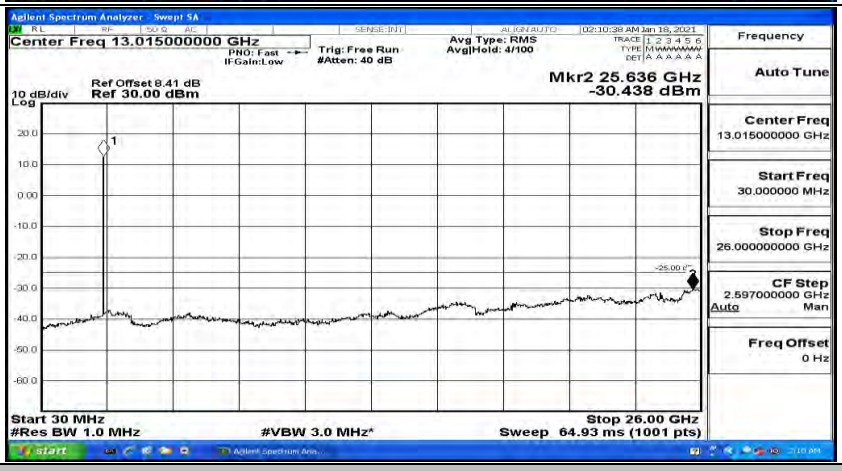

(Channel Bandwidth: 5 MHz)_LCH_QPSK_1RB#12

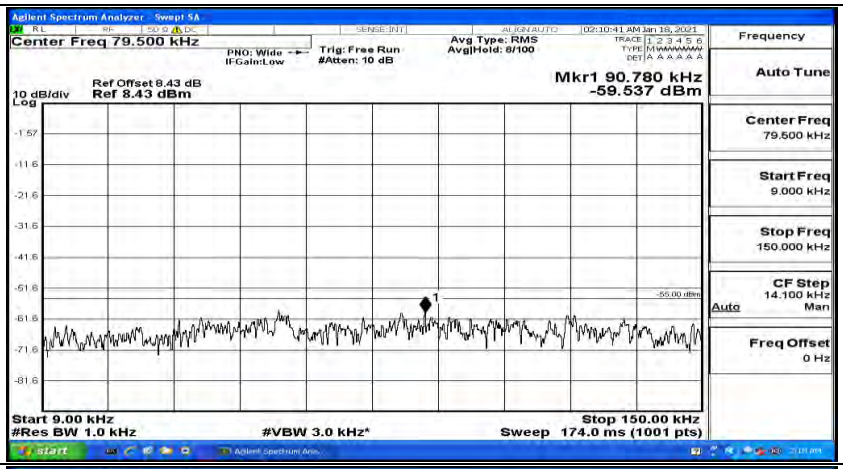

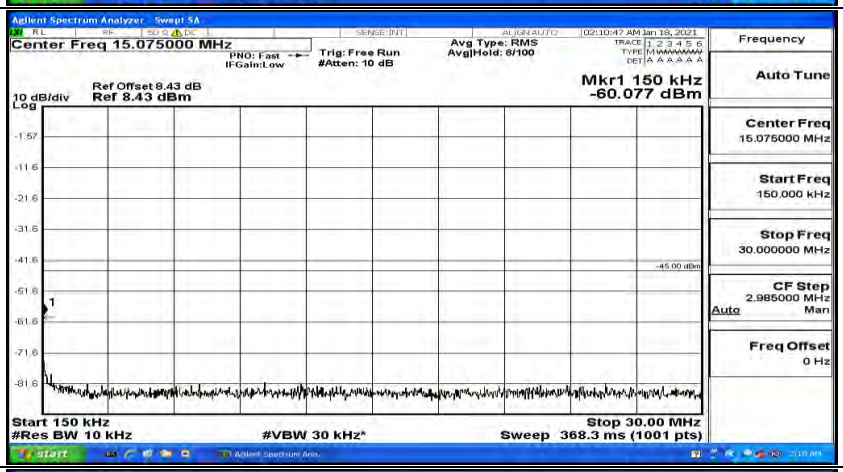

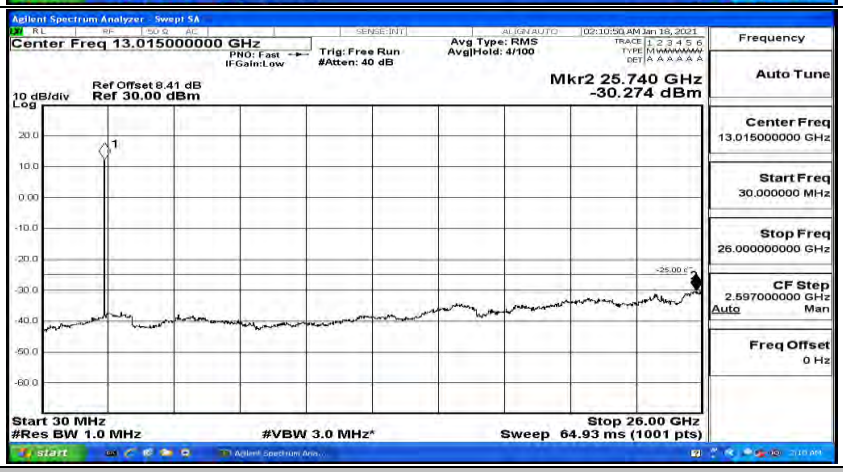

(Channel Bandwidth: 5 MHz)_LCH_QPSK_1RB#24

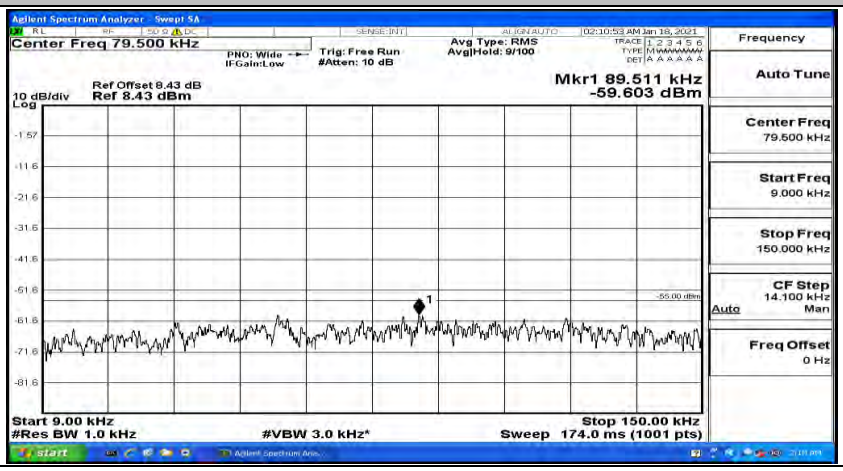

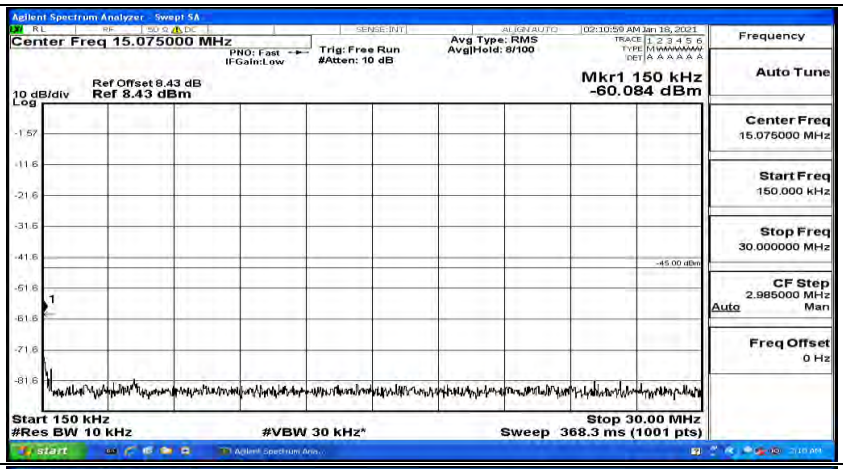

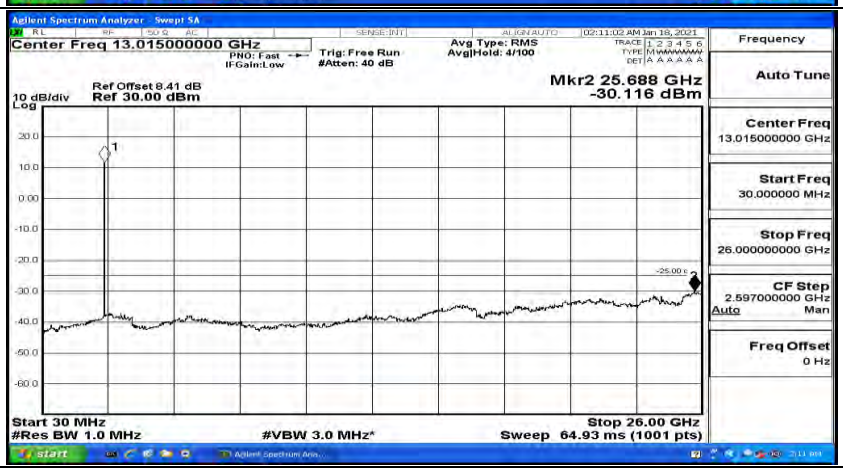

(Channel Bandwidth: 5 MHz)_MCH_QPSK_1RB#0

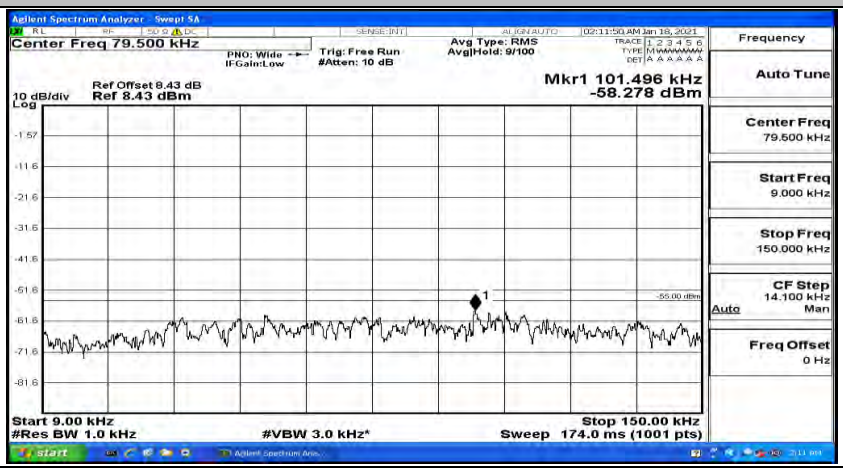

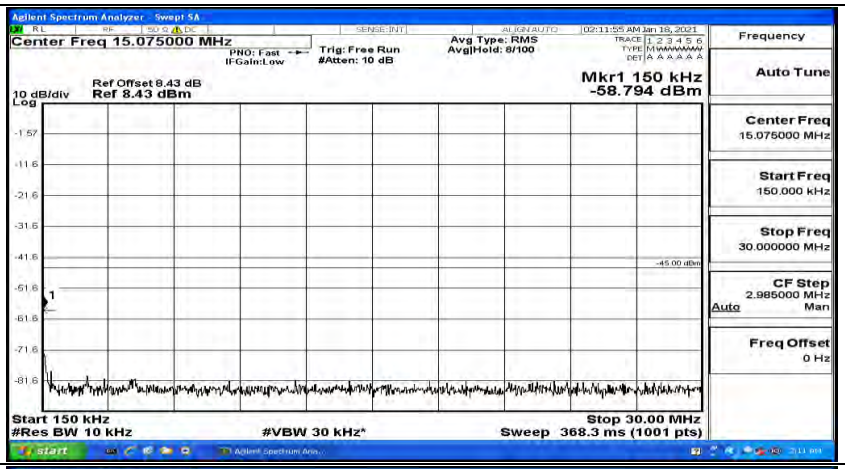

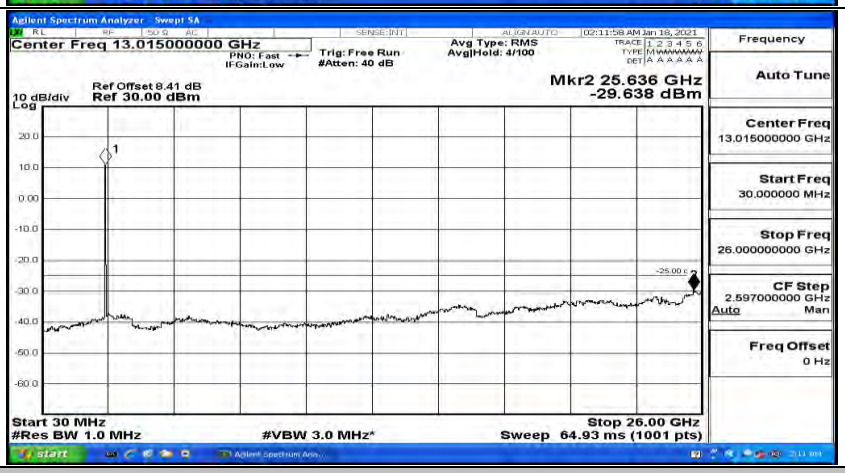

(Channel Bandwidth: 5 MHz)_MCH_QPSK_1RB#12

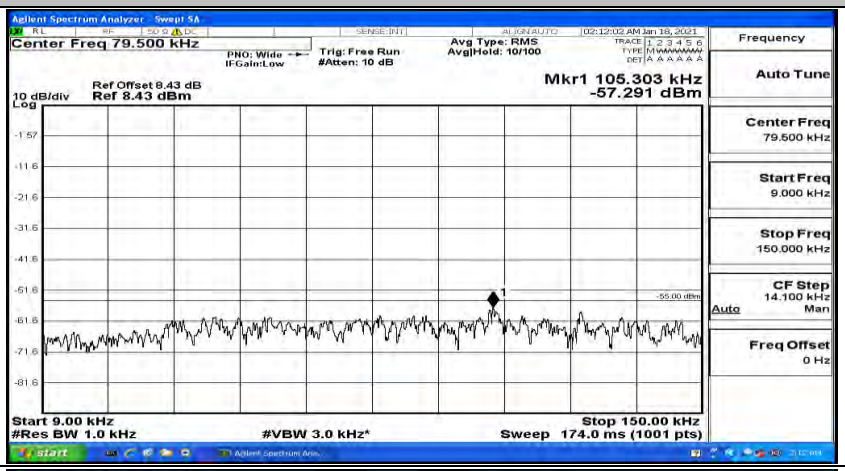

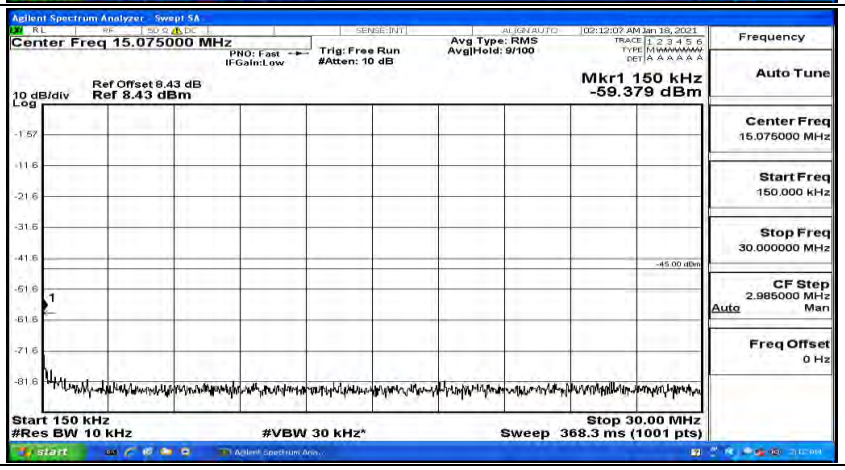

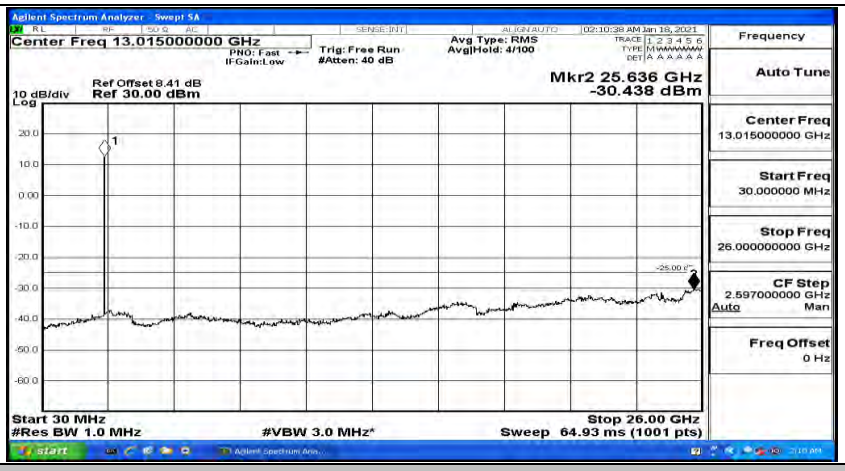

(Channel Bandwidth: 5 MHz)_MCH_QPSK_1RB#24

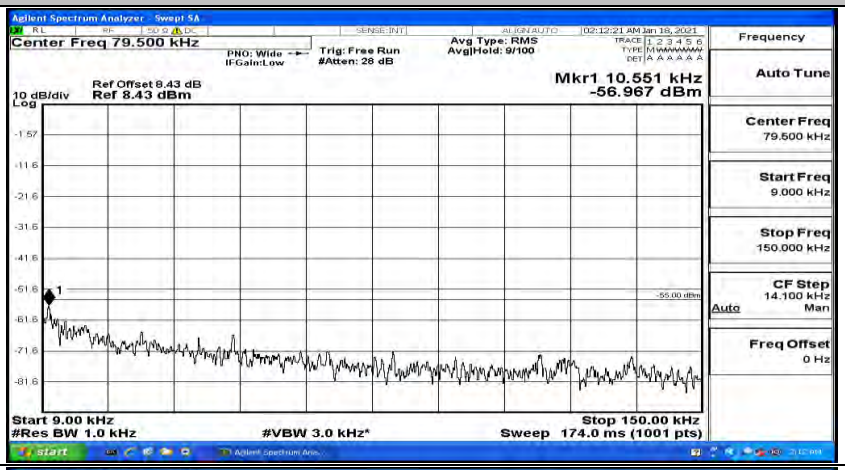

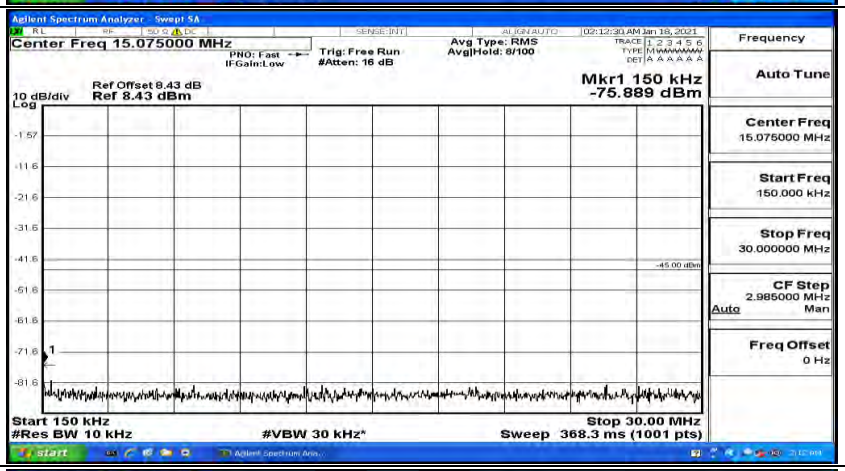

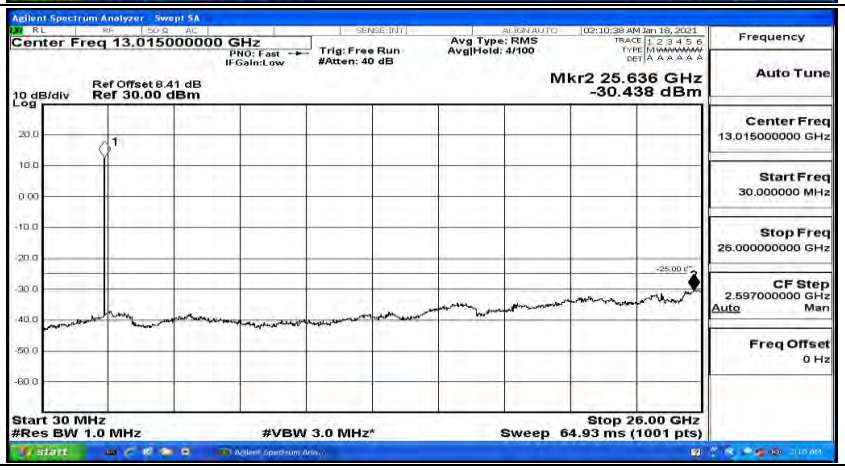

(Channel Bandwidth: 5 MHz)_HCH_QPSK_1RB#0

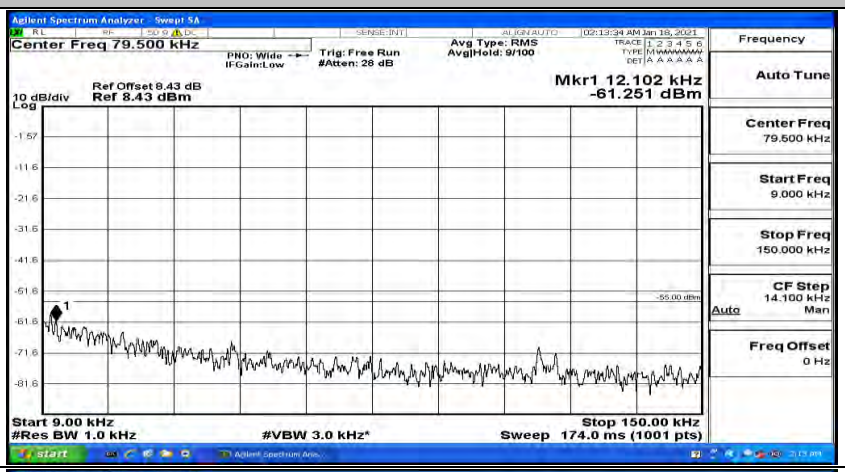

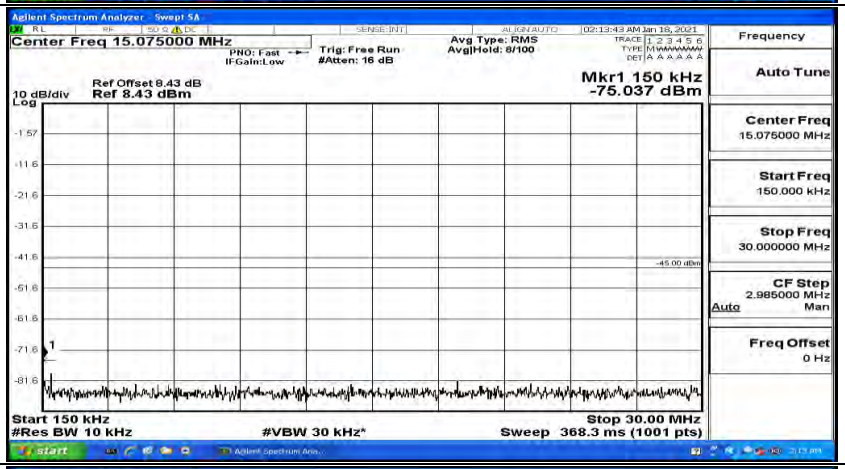

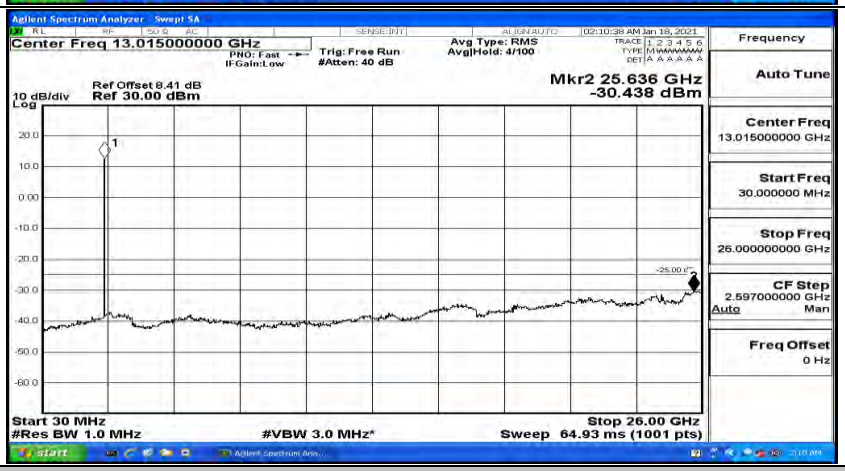

(Channel Bandwidth: 5 MHz)_HCH_QPSK_1RB#12

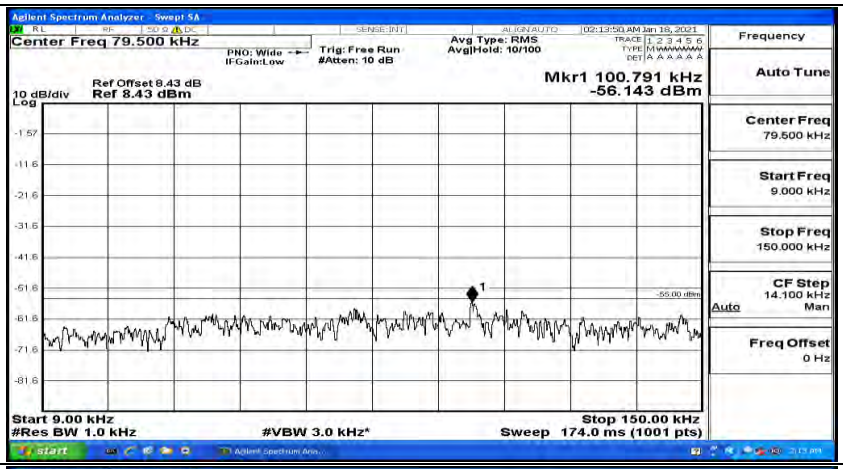

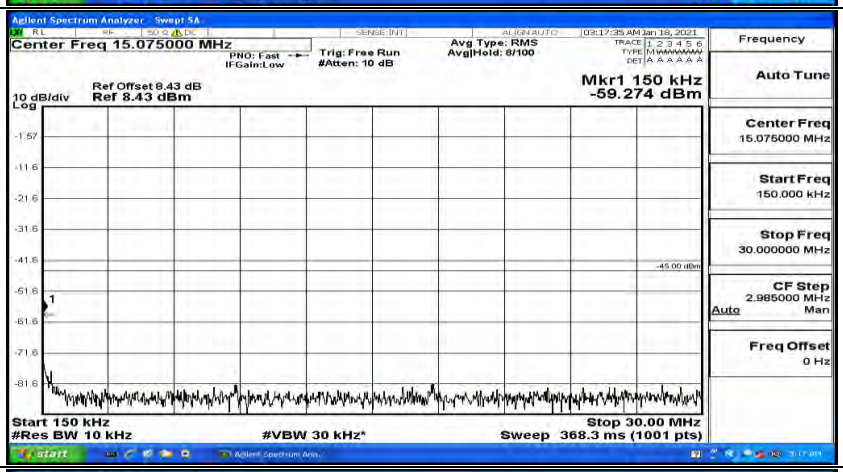

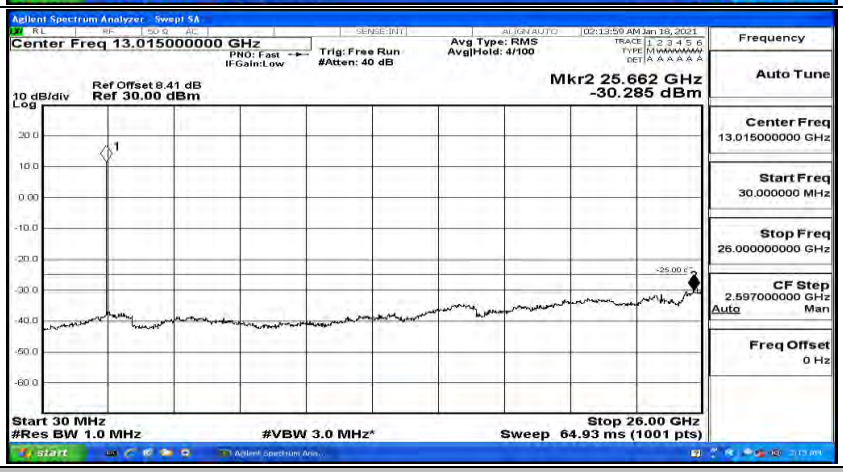

(Channel Bandwidth: 5 MHz)_HCH_QPSK_1RB#24

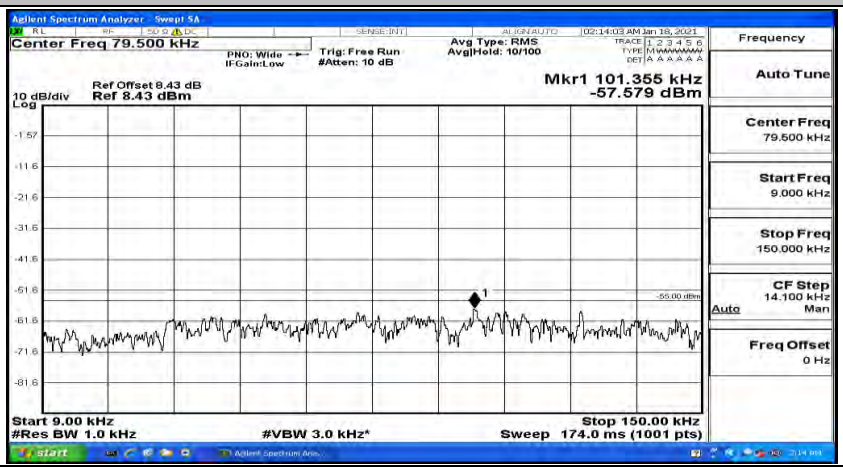

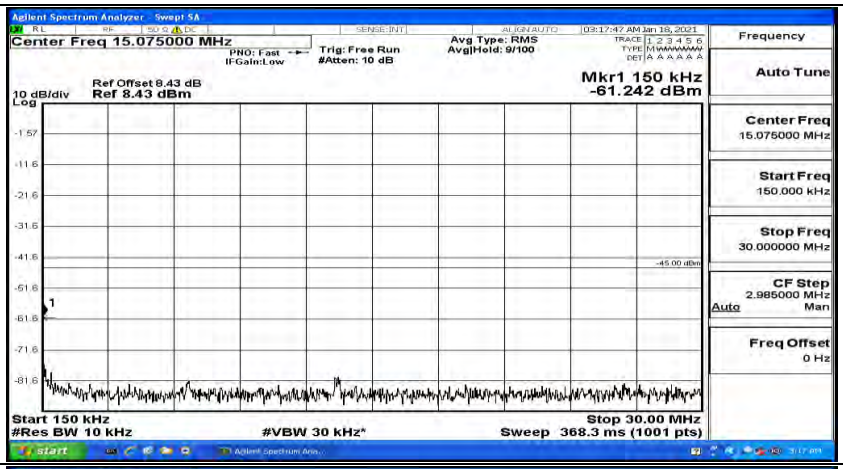

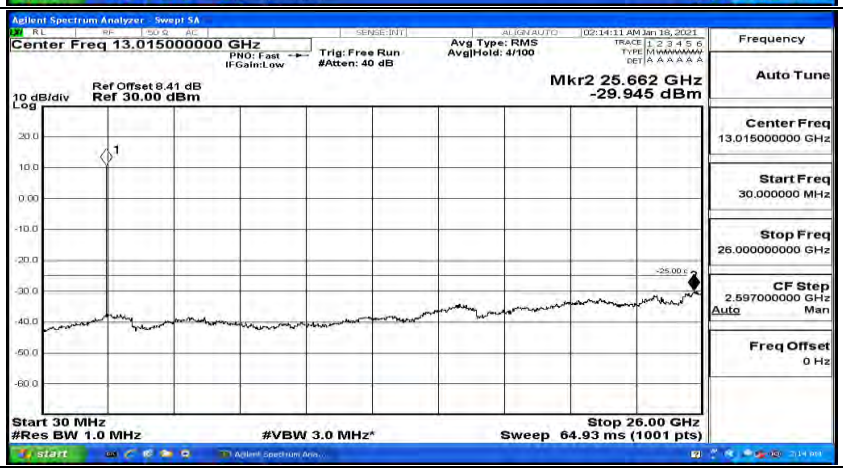

(Channel Bandwidth: 5 MHz)_LCH_16QAM_1RB#0

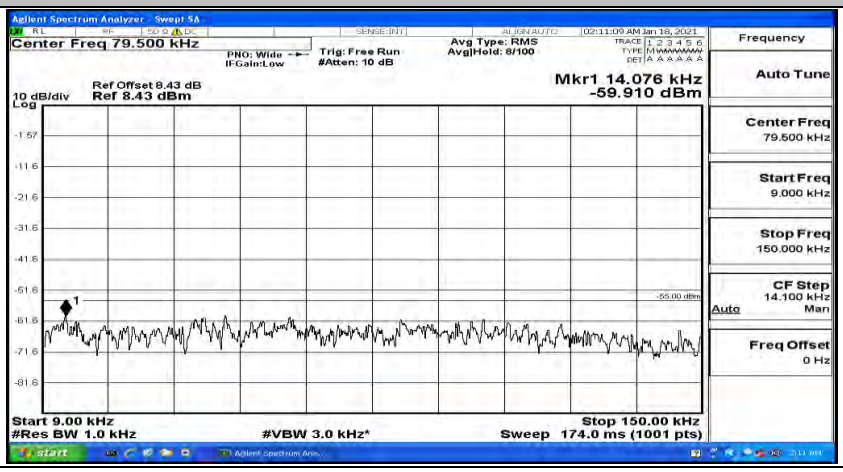

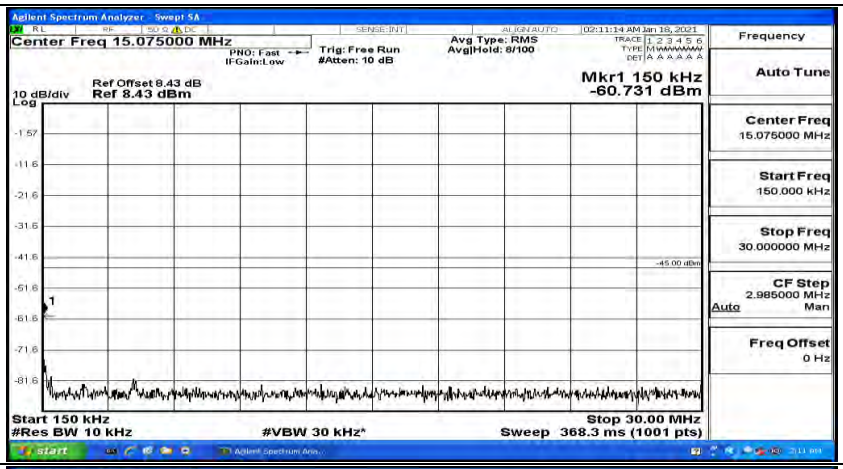

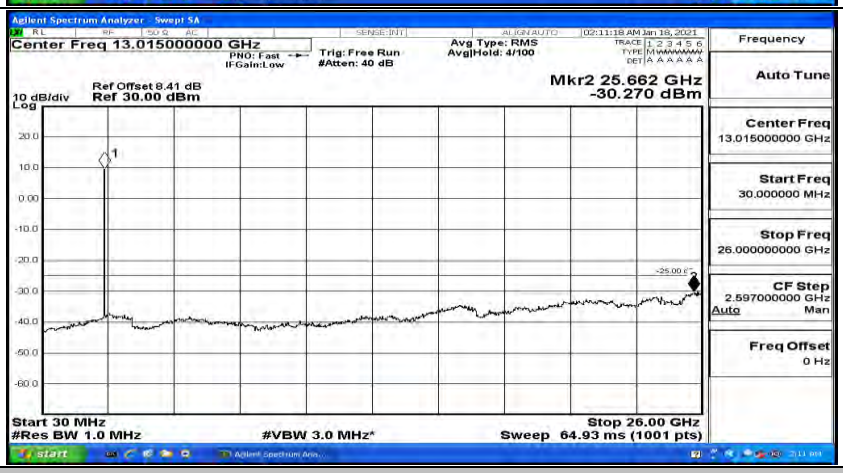

(Channel Bandwidth: 5 MHz)_LCH_16QAM_1RB#12

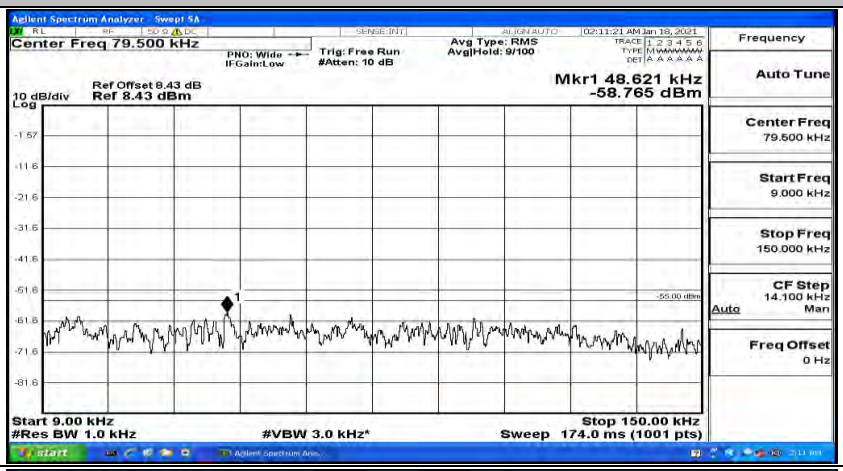

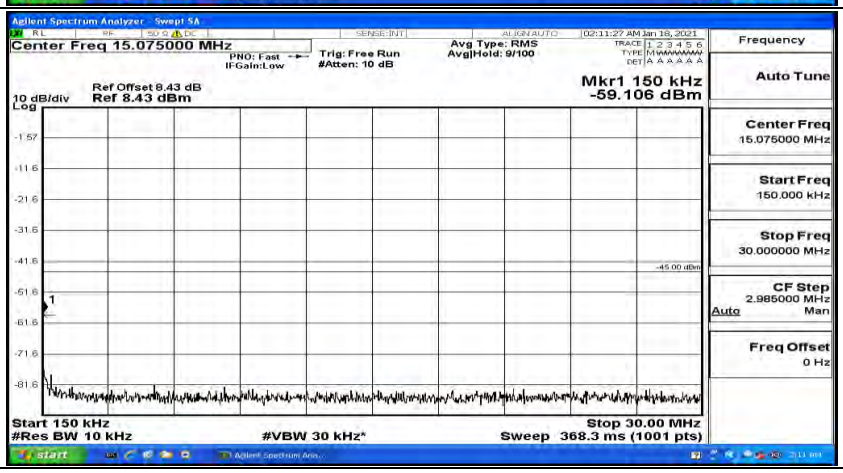

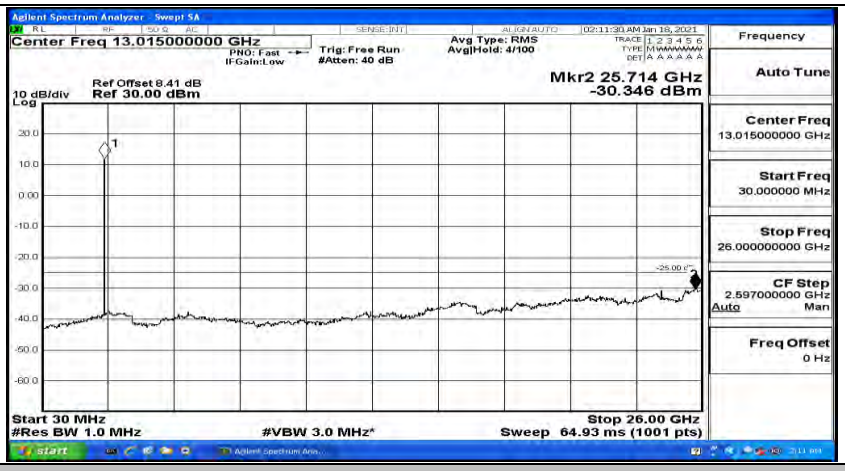

(Channel Bandwidth: 5 MHz)_LCH_16QAM_1RB#24

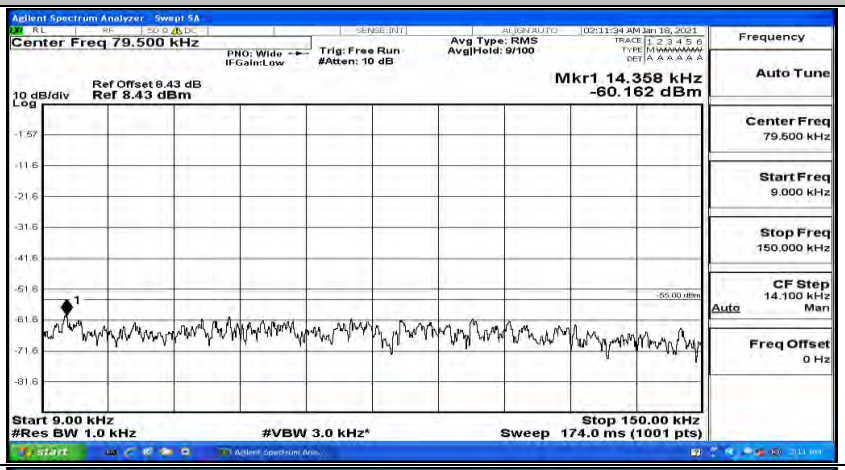

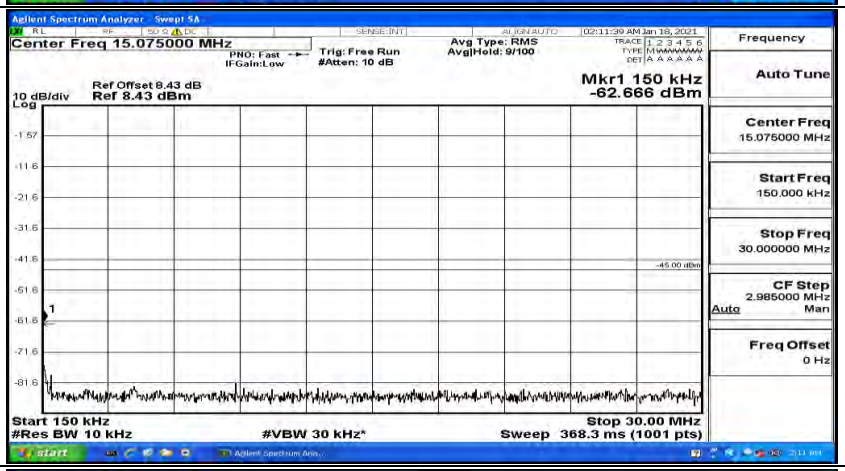

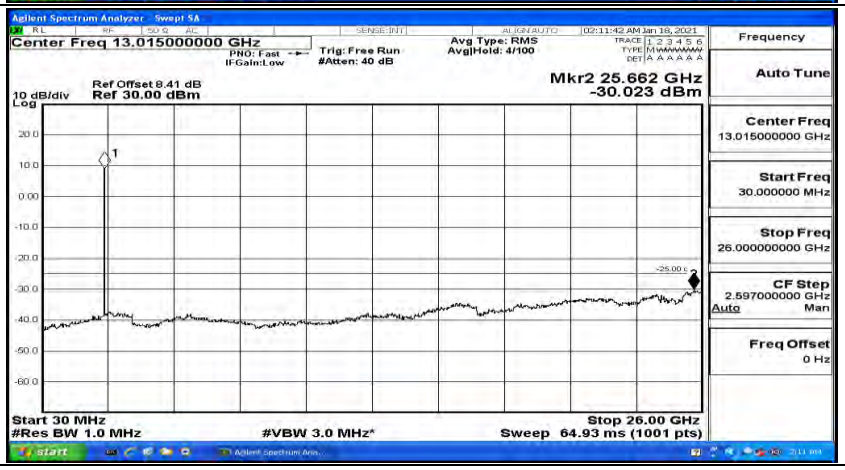

(Channel Bandwidth: 5 MHz)_MCH_16QAM_1RB#0

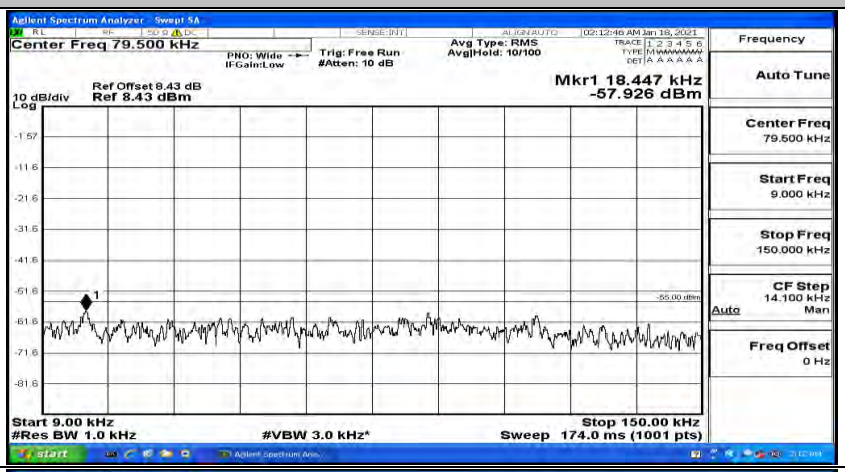

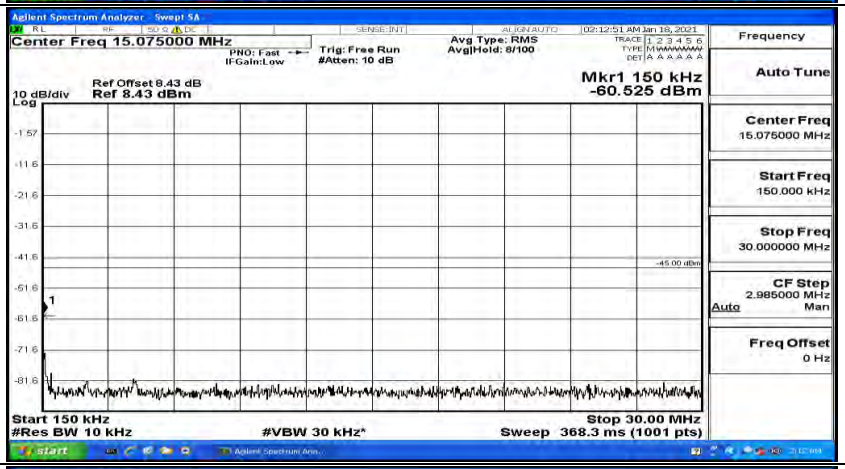

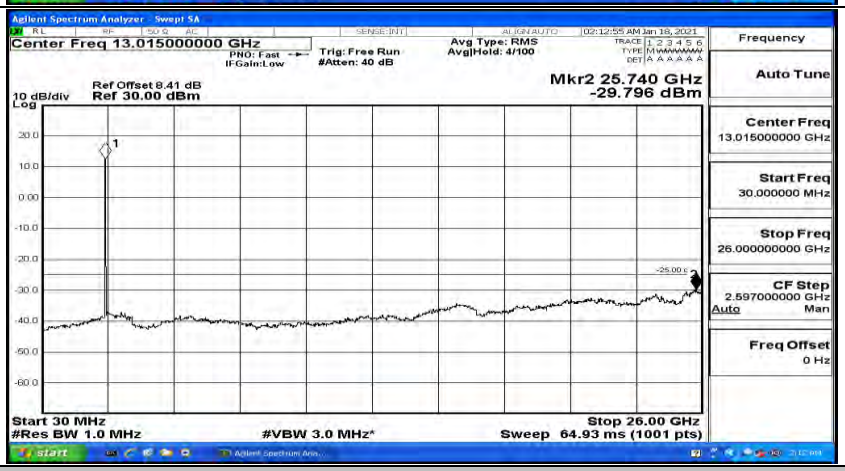

(Channel Bandwidth: 5 MHz)_MCH_16QAM_1RB#12

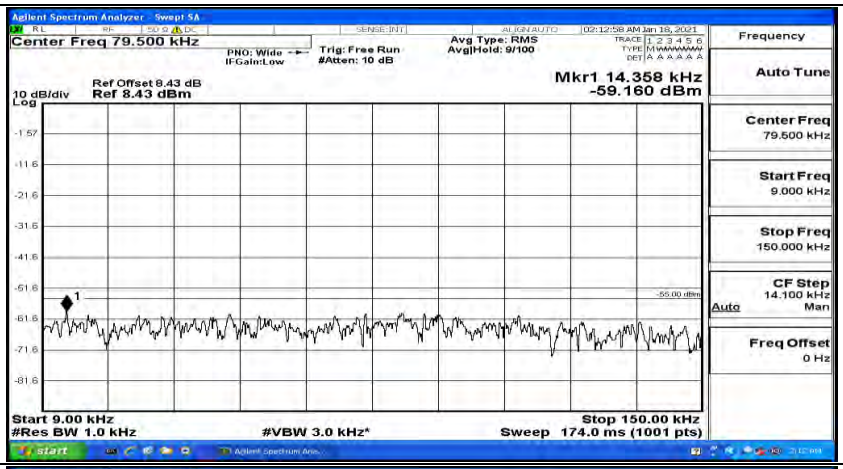

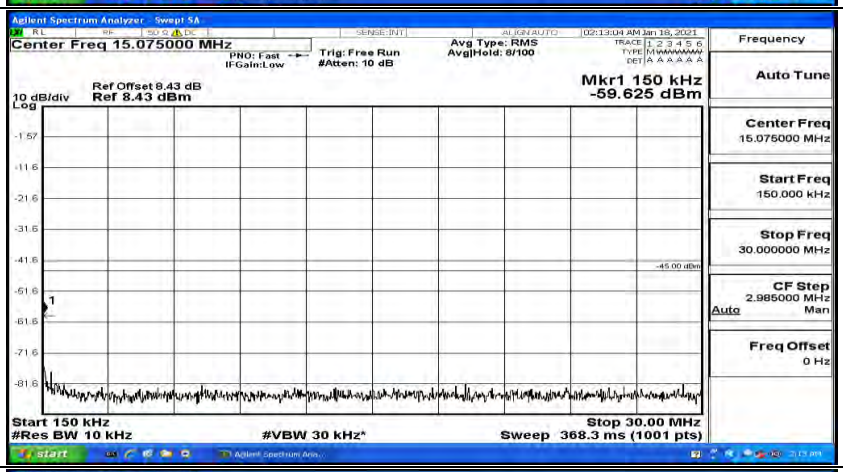

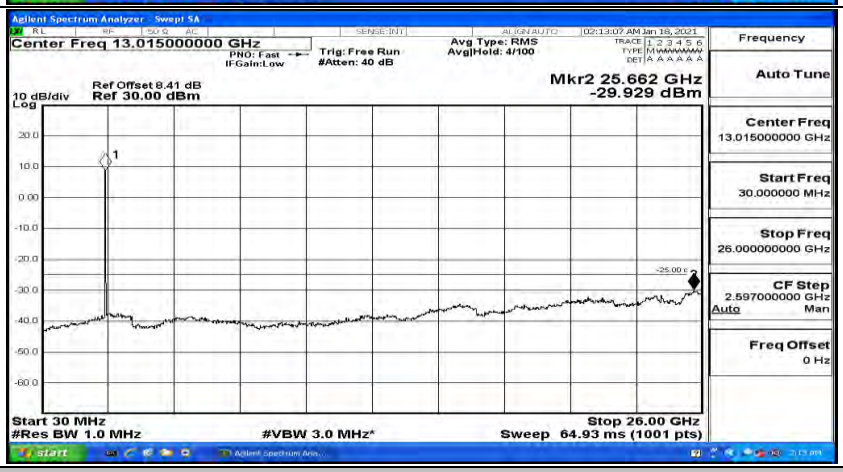
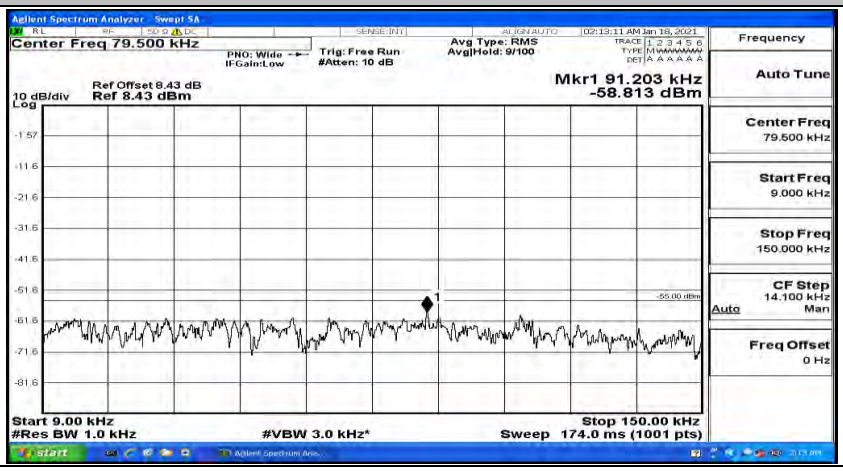
(Channel Bandwidth: 5 MHz)_MCH_16QAM_1RB#24