OBW NVNT ac40 5755MHz Ant1

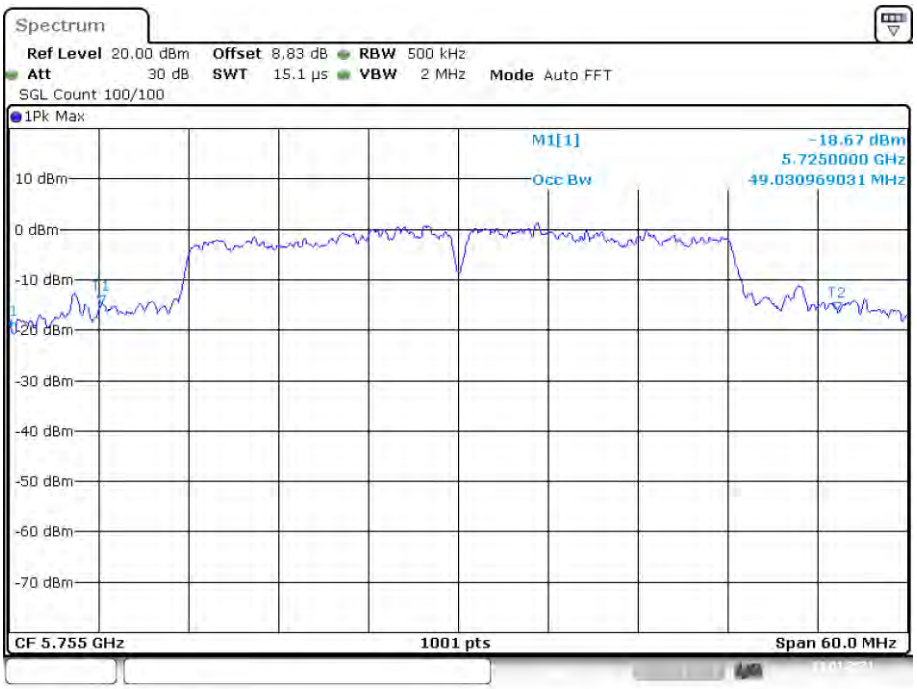

Date: 19.JAN.2021 05:06:41

OBW NVNT ac40 5795MHz Ant1

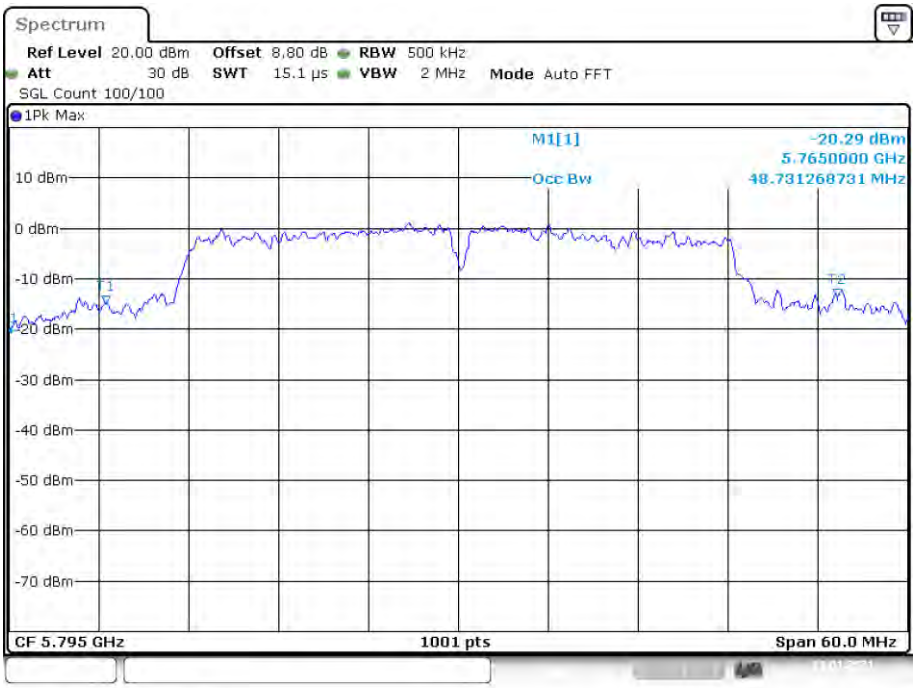

Date: 19.JAN.2021 05:09:48

OBW NVNT ac80 5775MHz Ant1

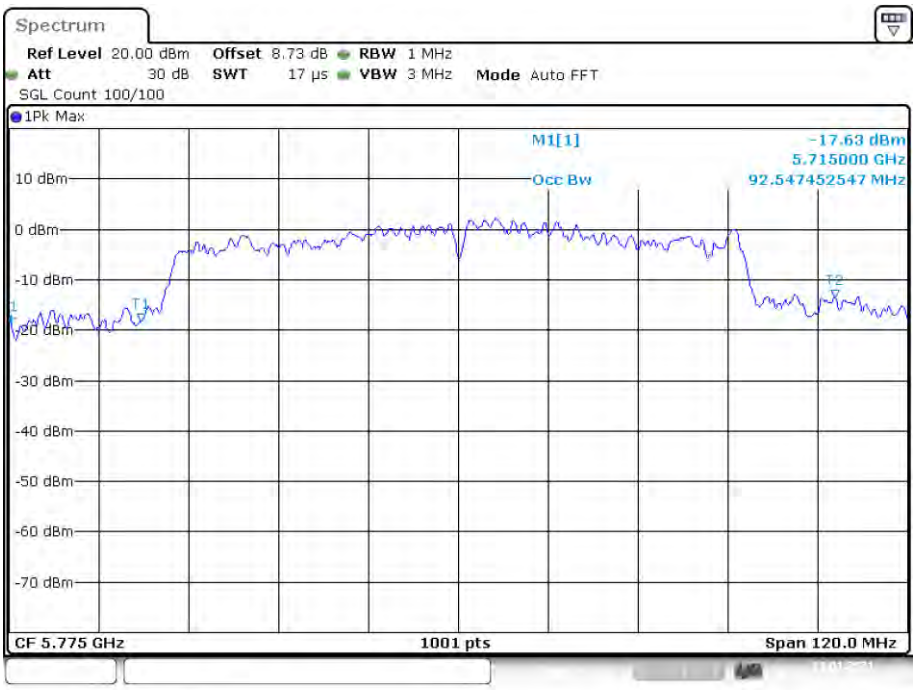

Date: 19.JAN.2021 05:13:14

OBW NVNT n20 5745MHz Ant1

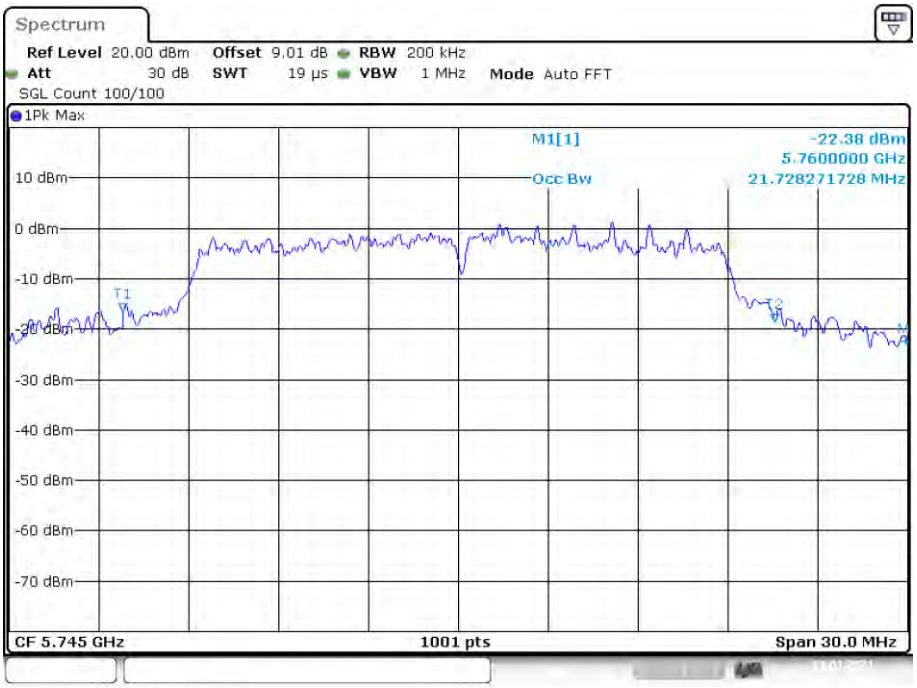

Date: 19.JAN.2021 04:16:04

OBW NVNT n20 5785MHz Ant1

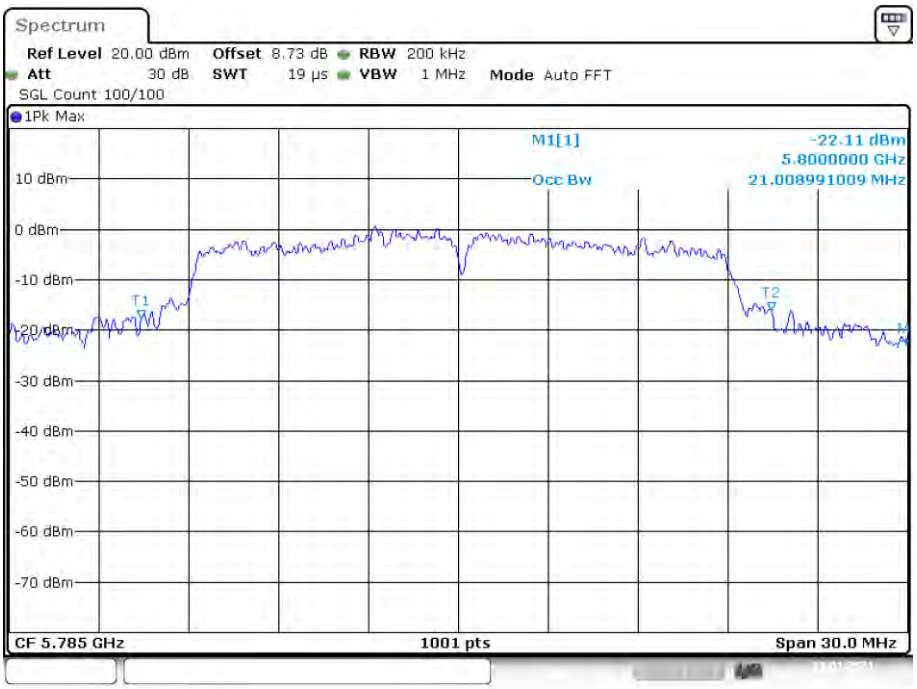

Date: 19.JAN.2021 04:19:20

OBW NVNT n20 5825MHz Ant1

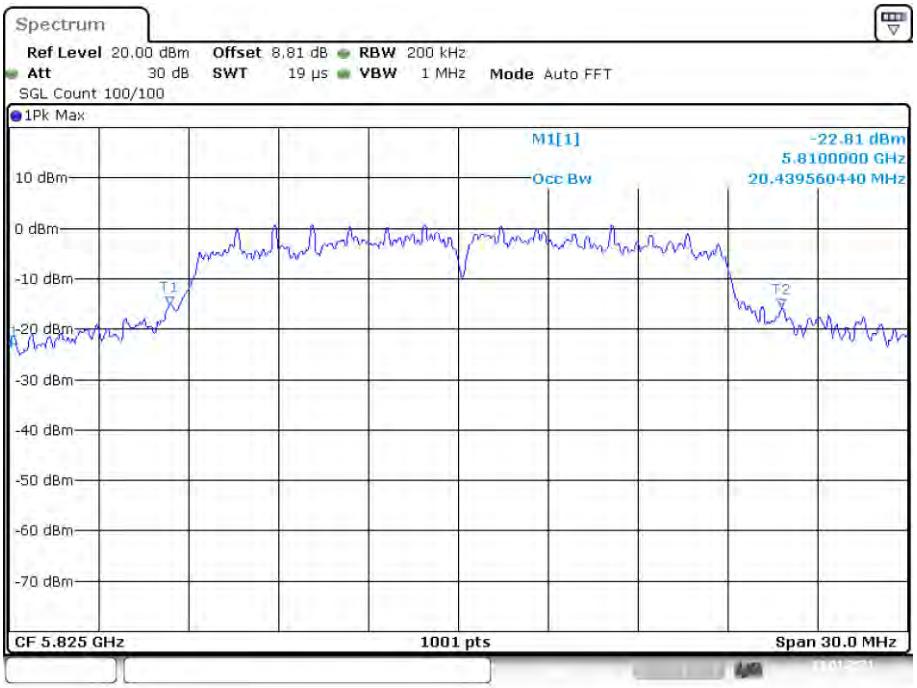

Date: 19.JAN.2021 04:22:50

OBW NVNT n40 5755MHz Ant1

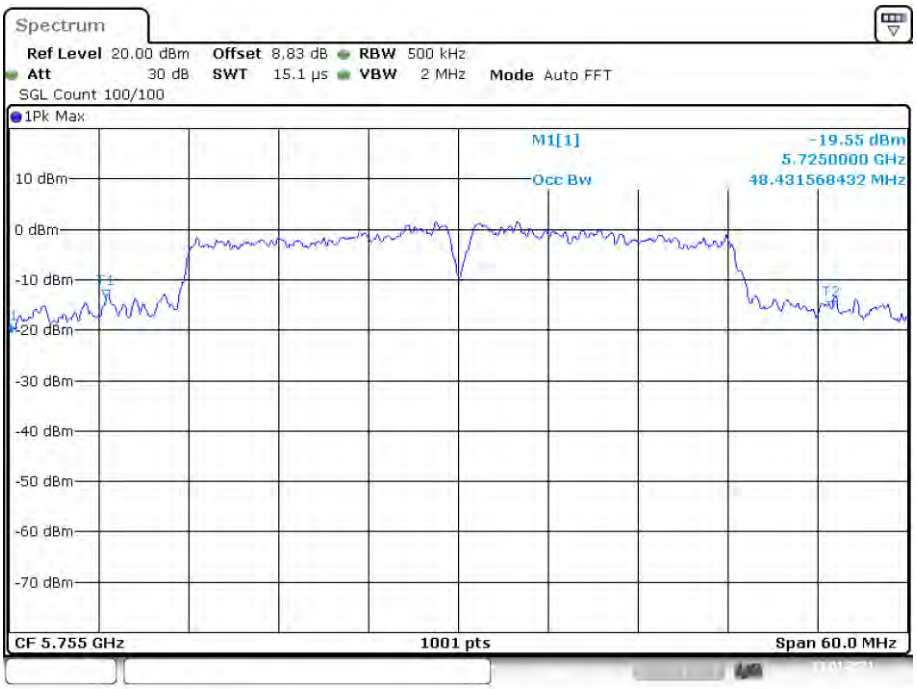

Date: 19.JAN.2021 04:58:17

OBW NVNT n40 5795MHz Ant1

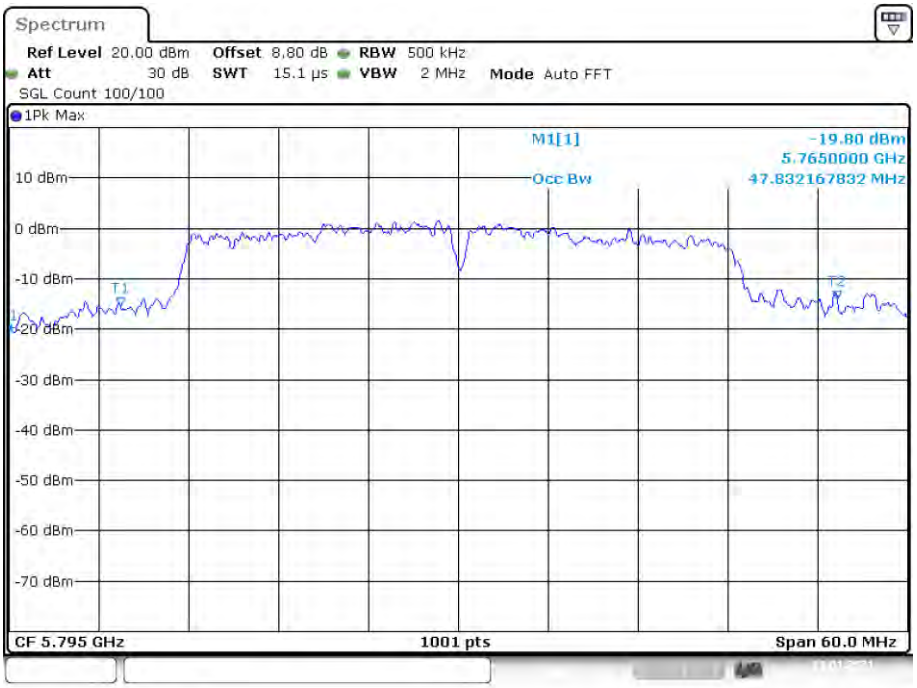

Date: 19.JAN.2021 05:03:21

4.4 Peak Transmit Power

Test Requirement:	FCC Part15 E Section 15.407
Test Method:	KDB 789033 D02 General UNII Test Procedures New Rules v02r01
Limit:	For the band 5.15-5.25GHz, 5.25-5.35GHz, 5.47-5.725GHz,the maximum conducted output power over the frequency bands of operation shall not exceed 250mW. For the band 5.725-5.85GHz, the maximum conducted output power over the frequency bands of operation shall not exceed 1W.
Test setup:	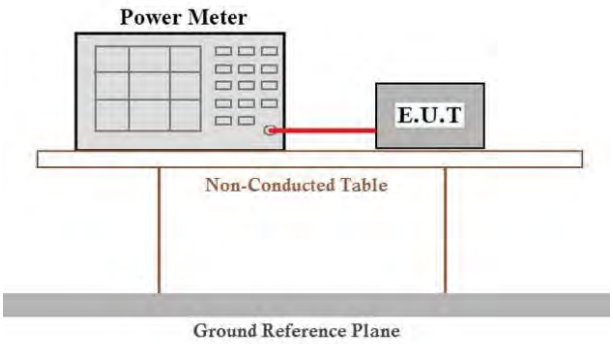
Test procedure:	**Measurement using an RF average power meter** (i) Measurements may be performed using a wideband RF power meter with a thermocouple detector or equivalent if all of the conditions listed below are satisfied a) The EUT is configured to transmit continuously or to transmit with a constant duty cycle. b) At all times when the EUT is transmitting, it must be transmitting at its maximum power control level. c) The integration period of the power meter exceeds the repetition period of the transmitted signal by at least a factor of five. (ii) If the transmitter does not transmit continuously, measure the duty cycle, x, of the transmitter output signal as described in section B). (iii) Measure the average power of the transmitter. This measurement is an average over both the on and off periods of the transmitter. (iv) Adjust the measurement in dBm by adding 10 log(1/x) where x is the duty cycle (e.g., 10log(1/0.25) if the duty cycle is 25 percent).
Test Instruments:	Refer to section 5.10 for details
Test mode:	Refer to section 5.3 for details
Test results:	Pass

Measurement Data

Band 1 (5150-5250 MHz)

Condition	Mode	Frequency (MHz)	Antenna	Conducted Power (dBm)	Duty Factor (dB)	Total Power (dBm)	Limit (dBm)	Verdict
NVNT	a	5180	Ant1	5.562	0.09	5.652	24	Pass
NVNT	a	5200	Ant1	5.694	0.09	5.784	24	Pass
NVNT	a	5240	Ant1	5.83	0.09	**5.92**	24	Pass
NVNT	ac20	5180	Ant1	4.971	0.09	5.061	24	Pass
NVNT	ac20	5200	Ant1	5.162	0.1	5.262	24	Pass
NVNT	ac20	5240	Ant1	5.471	0.09	5.561	24	Pass
NVNT	ac40	5190	Ant1	5.517	0.17	5.687	24	Pass
NVNT	ac40	5230	Ant1	5.003	0.18	5.183	24	Pass
NVNT	ac80	5210	Ant1	4.848	0.34	5.188	24	Pass
NVNT	n20	5180	Ant1	5.015	0.1	5.115	24	Pass
NVNT	n20	5200	Ant1	5.322	0.1	5.422	24	Pass
NVNT	n20	5240	Ant1	5.494	0.09	5.584	24	Pass
NVNT	n40	5190	Ant1	5.599	0.18	5.779	24	Pass
NVNT	n40	5230	Ant1	5.105	0.17	5.275	24	Pass

Band 2 (5250 -5350 MHz)

Condition	Mode	Frequency (MHz)	Antenna	Conducted Power (dBm)	Duty Factor (dB)	Total Power (dBm)	Limit (dBm)	Verdict
NVNT	a	5260	Ant1	5.317	0.09	5.407	24	Pass
NVNT	a	5280	Ant1	5.039	0.09	5.129	24	Pass
NVNT	a	5320	Ant1	5.723	0.09	5.813	24	Pass
NVNT	ac20	5260	Ant1	5.961	0.1	6.061	24	Pass
NVNT	ac20	5280	Ant1	5.822	0.1	5.922	24	Pass
NVNT	ac20	5320	Ant1	5.349	0.1	5.449	24	Pass
NVNT	ac40	5270	Ant1	5.904	0.18	**6.084**	24	Pass
NVNT	ac40	5310	Ant1	5.026	0.17	5.196	24	Pass
NVNT	ac80	5290	Ant1	5.071	0.35	5.421	24	Pass
NVNT	n20	5260	Ant1	5.951	0.1	6.051	24	Pass
NVNT	n20	5280	Ant1	5.883	0.09	5.973	24	Pass
NVNT	n20	5320	Ant1	5.354	0.09	5.444	24	Pass
NVNT	n40	5270	Ant1	5.88	0.18	6.06	24	Pass
NVNT	n40	5310	Ant1	5.02	0.18	5.2	24	Pass

Band 3 (5470-5725 MHz)

Condition	Mode	Frequency (MHz)	Antenna	Conducted Power (dBm)	Duty Factor (dB)	Total Power (dBm)	Limit (dBm)	Verdict
NVNT	a	5500	Ant1	5.83	0.09	**5.92**	24	Pass
NVNT	a	5580	Ant1	4.26	0.09	4.35	24	Pass
NVNT	a	5700	Ant1	5.266	0.09	5.356	24	Pass
NVNT	ac20	5500	Ant1	5.393	0.09	5.483	24	Pass
NVNT	ac20	5580	Ant1	4.916	0.09	5.006	24	Pass
NVNT	ac20	5700	Ant1	5.034	0	5.034	24	Pass
NVNT	ac40	5510	Ant1	5.274	0.17	5.444	24	Pass
NVNT	ac40	5670	Ant1	5.529	0.18	5.709	24	Pass
NVNT	ac80	5530	Ant1	4.834	0	4.834	24	Pass
NVNT	n20	5500	Ant1	5.813	0.09	5.903	24	Pass
NVNT	n20	5580	Ant1	5.727	0.09	5.817	24	Pass
NVNT	n20	5700	Ant1	5.298	0	5.298	24	Pass
NVNT	n40	5510	Ant1	5.679	0.18	5.859	24	Pass
NVNT	n40	5670	Ant1	5.575	0	5.575	24	Pass

Band 4 (5725 - 5850)

Condition	Mode	Frequency (MHz)	Antenna	Conducted Power (dBm)	Duty Factor (dB)	Total Power (dBm)	Limit (dBm)	Verdict
NVNT	a	5745	Ant1	4.597	0	4.597	30	Pass
NVNT	a	5785	Ant1	4.829	0	4.829	30	Pass
NVNT	a	5825	Ant1	4.376	0	4.376	30	Pass
NVNT	ac20	5745	Ant1	4.429	0.09	4.519	30	Pass
NVNT	ac20	5785	Ant1	4.621	0.09	4.711	30	Pass
NVNT	ac20	5825	Ant1	4.198	0.09	4.288	30	Pass
NVNT	ac40	5755	Ant1	4.592	0.18	4.772	30	Pass
NVNT	ac40	5795	Ant1	4.939	0.18	5.119	30	Pass
NVNT	ac80	5775	Ant1	4.187	0.33	4.517	30	Pass
NVNT	n20	5745	Ant1	4.493	0	4.493	30	Pass
NVNT	n20	5785	Ant1	4.63	0	4.63	30	Pass
NVNT	n20	5825	Ant1	4.213	0.09	4.303	30	Pass
NVNT	n40	5755	Ant1	4.665	0.17	4.835	30	Pass
NVNT	n40	5795	Ant1	4.987	0.18	**5.167**	30	Pass

4.5 Power Spectral Density

Test Requirement:	FCC Part15 E Section 15.407
Test Method:	KDB 789033 D02 General UNII Test Procedures New Rules v02r01
Limit:	≤11.00dBm/MHz for 5150MHz-5250MHz, 5250-5350MHz and 5470-5725 MHz ≤30.00dBm/500KHz for 5725MHz-5850MHz
Test setup:	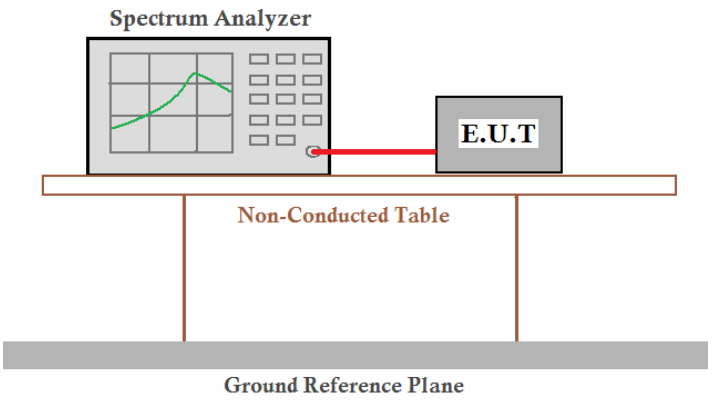
Test procedure:	1) Create an average power spectrum for the EUT operating mode being tested by following the instructions in section E)2) for measuring maximum conducted output power using a spectrum analyzer or EMI receiver: select the appropriate test method (SA-1, SA-2, SA-3, or alternatives to each) and apply it up to, but not including, the step labeled, "Compute power…". 2) Use the peak search function on the instrument to find the peak of the spectrum. 3) Make the following adjustments to the peak value of the spectrum, if applicable: a) If Method SA-2 or SA-2 Alternative was used, add 10 log(1/x), where x is the duty cycle, to the peak of the spectrum. b) If Method SA-3 Alternative was used and the linear mode was used in step E)2)g)(viii), add 1 dB to the final result to compensate for the difference between linear averaging and power averaging. 4) The result is the PSD.
Test Instruments:	Refer to section 5.10 for details
Test mode:	Refer to section 5.3 for details
Test results:	Pass

Measurement Data

Band 1 (5150 - 5250 MHz)

Condition	Mode	Frequency (MHz)	Antenna	Max PSD (dBm)	Limit (dBm)	Verdict
NVNT	a	5180	Ant1	-1.572	11	Pass
NVNT	a	5200	Ant1	-1.72	11	Pass
NVNT	a	5240	Ant1	-1.959	11	Pass
NVNT	ac20	5180	Ant1	-3.442	11	Pass
NVNT	ac20	5200	Ant1	-2.512	11	Pass
NVNT	ac20	5240	Ant1	-2.664	11	Pass
NVNT	ac40	5190	Ant1	-6.135	11	Pass
NVNT	ac40	5230	Ant1	-5.606	11	Pass
NVNT	ac80	5210	Ant1	-8.928	11	Pass
NVNT	n20	5180	Ant1	-3.522	11	Pass
NVNT	n20	5200	Ant1	-2.51	11	Pass
NVNT	n20	5240	Ant1	-2.584	11	Pass
NVNT	n40	5190	Ant1	-5.91	11	Pass
NVNT	n40	5230	Ant1	-5.325	11	Pass

Band 2 (5250 -5350 MHz)

Condition	Mode	Frequency (MHz)	Antenna	Max PSD (dBm)	Limit (dBm)	Verdict
NVNT	a	5260	Ant1	-2.093	11	Pass
NVNT	a	5280	Ant1	-2.372	11	Pass
NVNT	a	5320	Ant1	-1.695	11	Pass
NVNT	ac20	5260	Ant1	-2.753	11	Pass
NVNT	ac20	5280	Ant1	-2.723	11	Pass
NVNT	ac20	5320	Ant1	-2.265	11	Pass
NVNT	ac40	5270	Ant1	-5.575	11	Pass
NVNT	ac40	5310	Ant1	-5.913	11	Pass
NVNT	ac80	5290	Ant1	-9.244	11	Pass
NVNT	n20	5260	Ant1	-2.74	11	Pass
NVNT	n20	5280	Ant1	-2.735	11	Pass
NVNT	n20	5320	Ant1	-2.287	11	Pass
NVNT	n40	5270	Ant1	-5.478	11	Pass
NVNT	n40	5310	Ant1	-5.936	11	Pass

Band 3 (5470 - 5725 MHz)

Condition	Mode	Frequency (MHz)	Antenna	Max PSD (dBm)	Limit (dBm)	Verdict
NVNT	a	5500	Ant1	-2.633	11	Pass
NVNT	a	5580	Ant1	-4.194	11	Pass
NVNT	a	5700	Ant1	-3.394	11	Pass
NVNT	ac20	5500	Ant1	-2.309	11	Pass
NVNT	ac20	5580	Ant1	-3.762	11	Pass
NVNT	ac20	5700	Ant1	-6.717	11	Pass
NVNT	ac40	5510	Ant1	-5.247	11	Pass
NVNT	ac40	5670	Ant1	-5.709	11	Pass
NVNT	ac80	5530	Ant1	-9.636	11	Pass
NVNT	n20	5500	Ant1	-2.886	11	Pass
NVNT	n20	5580	Ant1	-2.993	11	Pass
NVNT	n20	5700	Ant1	-6.051	11	Pass
NVNT	n40	5510	Ant1	-5.826	11	Pass
NVNT	n40	5670	Ant1	-7.35	11	Pass

Band 4 (5725 - 5850 MHz)

Condition	Mode	Frequency (MHz)	Antenna	Max PSD (dBm)	Limit (dBm)	Verdict
NVNT	a	5745	Ant1	-6.776	30	Pass
NVNT	a	5785	Ant1	-6.451	30	Pass
NVNT	a	5825	Ant1	-6.878	30	Pass
NVNT	ac20	5745	Ant1	-7.079	30	Pass
NVNT	ac20	5785	Ant1	-6.889	30	Pass
NVNT	ac20	5825	Ant1	-7.218	30	Pass
NVNT	ac40	5755	Ant1	-10.282	30	Pass
NVNT	ac40	5795	Ant1	-9.693	30	Pass
NVNT	ac80	5775	Ant1	-12.902	30	Pass
NVNT	n20	5745	Ant1	-7.073	30	Pass
NVNT	n20	5785	Ant1	-6.861	30	Pass
NVNT	n20	5825	Ant1	-7.223	30	Pass
NVNT	n40	5755	Ant1	-10.208	30	Pass
NVNT	n40	5795	Ant1	-9.789	30	Pass

4.6 Band Edge

<table>
<tr><td>Test Requirement:</td><td>FCC Part15 E Section 15.407 and 15.205</td></tr>
<tr><td>Test Method:</td><td>ANSI C63.10:2013</td></tr>
<tr><td>Test site:</td><td>Measurement Distance: 3m (Semi-Anechoic Chamber)</td></tr>
<tr><td>Receiver setup:</td><td>
<table>
<tr><th>Frequency</th><th>Detector</th><th>RBW</th><th>VBW</th><th>Remark</th></tr>
<tr><td>30MHz-1GHz</td><td>Quasi-peak</td><td>100KHz</td><td>300KHz</td><td>Quasi-peak Value</td></tr>
<tr><td rowspan="2">Above 1GHz</td><td>Peak</td><td>1MHz</td><td>3MHz</td><td>Peak Value</td></tr>
<tr><td>AV</td><td>1MHz</td><td>3MHz</td><td>Average Value</td></tr>
</table>
</td></tr>
<tr><td>Limit:</td><td>
<table>
<tr><th>Frequency</th><th>Limit (dBuV/m @3m)</th><th>Remark</th></tr>
<tr><td>30MHz-88MHz</td><td>40.0</td><td>Quasi-peak Value</td></tr>
<tr><td>88MHz-216MHz</td><td>43.5</td><td>Quasi-peak Value</td></tr>
<tr><td>216MHz-960MHz</td><td>46.0</td><td>Quasi-peak Value</td></tr>
<tr><td>960MHz-1GHz</td><td>54.0</td><td>Quasi-peak Value</td></tr>
<tr><td rowspan="2">Above 1GHz</td><td>54.0</td><td>Average Value</td></tr>
<tr><td>68.2</td><td>Peak Value</td></tr>
</table>
Undesirable emission limits:
(1) For transmitters operating in the 5.15-5.25 GHz band: all emissions outside of the 5.15-5.35 GHz band shall not exceed an EIRP of -27 dBm/MHz.
(2) For transmitters operating in the 5.25-5.35 GHz band: all emissions outside of the 5.15-5.35 GHz band shall not exceed an EIRP of -27 dBm/MHz. Devices operating in the 5.25-5.35 GHz band that generate emissions in the 5.15-5.25 GHz band must meet all applicable technical requirements for operation in the 5.15-5.25 GHz band (including indoor use) or alternatively meet an out-of-band emission EIRP limit of -27 dBm/MHz in the 5.15-5.25 GHz band.
(3) For transmitters operating in the 5.47-5.725 GHz band: all emissions outside of the 5.47-5.725 GHz band shall not exceed an EIRP of −27 dBm/MHz.
</td></tr>
<tr><td>Test Procedure:</td><td>
a. The EUT was placed on the top of a rotating table 1.5 m above the ground at a 3 meter camber. The table was rotated 360 degrees to determine the position of the highest radiation.
b. The EUT was set 3 meters away from the interference-receiving antenna, which was mounted on the top of a variable-height antenna tower.
c. The antenna height is varied from one meter to four meters above the ground to determine the maximum value of the field strength. Both horizontal and vertical polarizations of the antenna are set to make the measurement.
d. For each suspected emission, the EUT was arranged to its worst case and then the antenna was tuned to heights from 1 meter to 4 meters and the rotable table was turned from 0 degrees to 360 degrees to find the maximum reading.
e. The test-receiver system was set to Peak Detect Function and Specified Bandwidth with Maximum Hold Mode.
f. If the emission level of the EUT in peak mode was 10dB lower than the limit specified, then testing could be stopped and the peak values of the EUT would be reported. Otherwise the emissions that did not have 10dB margin would be re-tested one by one using peak, quasi-peak or average method as specified and then reported in a data sheet.
</td></tr>
<tr><td>Test setup:</td><td>Above 1GHz</td></tr>
</table>

	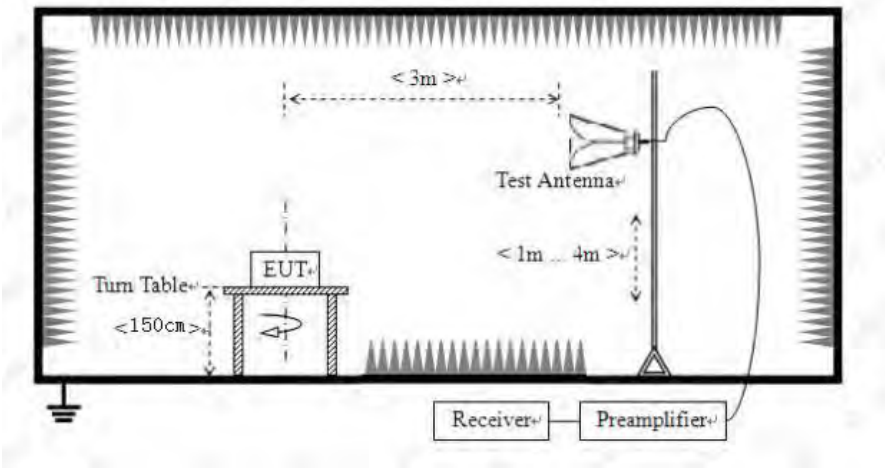
Test Instruments:	Refer to section 5.10 for details
Test mode:	Refer to section 5.3 for details
Test results:	Pass

Remark:

According to KDB 789033 D02 v02r01 section G) 1) (d), for For measurements above 1000 MHz @ 3m distance, the limit of field strength is computed as follows:

E[dBuV/m] = EIRP[dBm] + 95.2;

For example, if EIRP = -27dBm

E[dBuV/m] = -27 + 95.2 = 68.2dBuV/m.

Measurement Data:

Band1

Mode:		802.11a		Frequency:		5180MHz	
Antenna Pol.	Frequency (MHz)	Reading Level (dBuV)	Factor (dB/m)	Measure Level (dBuV/m)	Limit (dBuV/m)	Over limit(dB)	Detector
H	5150.00	32.71	17.18	49.89	68.20	-18.31	PK
V	5150.00	32.94	17.18	50.12	68.20	-18.08	PK
Mode:		802.11a		Frequency:		5180MHz	
Antenna Pol.	Frequency (MHz)	Reading Level (dBuV)	Factor (dB/m)	Measure Level (dBuV/m)	Limit (dBuV/m)	Over limit(dB)	Detector
H	5150.00	26.40	17.18	43.58	54.00	-10.42	AV
V	5150.00	22.08	17.18	39.26	54.00	-14.74	AV
Mode:		802.11a		Frequency:		5240MHz	
Antenna Pol.	Frequency (MHz)	Reading Level (dBuV)	Factor (dB/m)	Measure Level (dBuV/m)	Limit (dBuV/m)	Over limit(dB)	Detector
H	5350.00	33.10	17.18	50.28	68.20	-17.92	PK
V	5350.00	34.93	17.18	52.11	68.20	-16.09	PK
Mode:		802.11a		Frequency:		5240MHz	
Antenna Pol.	Frequency (MHz)	Reading Level (dBuV)	Factor (dB/m)	Measure Level (dBuV/m)	Limit (dBuV/m)	Over limit(dB)	Detector
H	5350.00	24.58	17.18	41.76	54.00	-12.24	AV
V	5350.00	24.65	17.18	41.83	54.00	-12.17	AV

Mode:		802.11n(HT20)		Frequency:		5180MHz	
Antenna Pol.	Frequency (MHz)	Reading Level (dBuV)	Factor (dB/m)	Measure Level (dBuV/m)	Limit (dBuV/m)	Over limit(dB)	Detector
H	5150.00	36.97	17.20	54.17	68.20	-14.03	PK
V	5150.00	31.50	17.20	48.70	68.20	-19.50	PK
Mode:		802.11n(HT20)		Frequency:		5180MHz	
Antenna Pol.	Frequency (MHz)	Reading Level (dBuV)	Factor (dB/m)	Measure Level (dBuV/m)	Limit (dBuV/m)	Over limit(dB)	Detector
H	5150.00	28.11	17.20	45.31	54.00	-8.69	AV
V	5150.00	26.78	17.20	43.98	54.00	-10.02	AV
Mode:		802.11n(HT20)		Frequency:		5240MHz	
Antenna Pol.	Frequency (MHz)	Reading Level (dBuV)	Factor (dB/m)	Measure Level (dBuV/m)	Limit (dBuV/m)	Over limit(dB)	Detector
H	5350.00	34.34	17.18	51.52	68.20	-16.68	PK
V	5350.00	35.83	17.18	53.01	68.20	-15.19	PK
Mode:		802.11n(HT20)		Frequency:		5240MHz	
Antenna Pol.	Frequency (MHz)	Reading Level (dBuV)	Factor (dB/m)	Measure Level (dBuV/m)	Limit (dBuV/m)	Over limit(dB)	Detector
H	5350.00	26.23	17.18	43.41	54.00	-10.59	AV
V	5350.00	23.38	17.18	40.56	54.00	-13.44	AV

Mode:		802.11ac(HT20)		Frequency:		5180MHz	
Antenna Pol.	Frequency (MHz)	Reading Level (dBuV)	Factor (dB/m)	Measure Level (dBuV/m)	Limit (dBuV/m)	Over limit(dB)	Detector
H	5150.00	35.19	17.18	52.37	68.20	-15.83	PK
V	5150.00	33.48	17.18	50.66	68.20	-17.54	PK
Mode:		802.11ac(HT20)		Frequency:		5180MHz	
Antenna Pol.	Frequency (MHz)	Reading Level (dBuV)	Factor (dB/m)	Measure Level (dBuV/m)	Limit (dBuV/m)	Over limit(dB)	Detector
H	5150.00	25.12	17.18	42.30	54.00	-11.70	AV
V	5150.00	25.72	17.18	42.90	54.00	-11.10	AV
Mode:		802.11ac(HT20)		Frequency:		5240MHz	
Antenna Pol.	Frequency (MHz)	Reading Level (dBuV)	Factor (dB/m)	Measure Level (dBuV/m)	Limit (dBuV/m)	Over limit(dB)	Detector
H	5350.00	34.51	17.20	51.71	68.20	-16.49	PK
V	5350.00	33.82	17.20	51.02	68.20	-17.18	PK
Mode:		802.11ac(HT20)		Frequency:		5240MHz	
Antenna Pol.	Frequency (MHz)	Reading Level (dBuV)	Factor (dB/m)	Measure Level (dBuV/m)	Limit (dBuV/m)	Over limit(dB)	Detector
H	5350.00	29.99	17.20	47.19	54.00	-6.81	AV
V	5350.00	25.99	17.20	43.19	54.00	-10.81	AV

Mode:		802.11n(HT40)		Frequency:		5190MHz	
Antenna Pol.	Frequency (MHz)	Reading Level (dBuV)	Factor (dB/m)	Measure Level (dBuV/m)	Limit (dBuV/m)	Over limit(dB)	Detector
H	5150.00	34.00	17.18	51.18	68.20	-17.02	PK
V	5150.00	35.88	17.18	53.06	68.20	-15.14	PK
Mode:		802.11n(HT40)		Frequency:		5190MHz	
Antenna Pol.	Frequency (MHz)	Reading Level (dBuV)	Factor (dB/m)	Measure Level (dBuV/m)	Limit (dBuV/m)	Over limit(dB)	Detector
H	5150.00	23.75	17.18	40.93	54.00	-13.07	AV
V	5150.00	25.51	17.18	42.69	54.00	-11.31	AV
Mode:		802.11n(HT40)		Frequency:		5230MHz	
Antenna Pol.	Frequency (MHz)	Reading Level (dBuV)	Factor (dB/m)	Measure Level (dBuV/m)	Limit (dBuV/m)	Over limit(dB)	Detector
H	5350.00	34.94	17.18	52.12	68.20	-16.08	PK
V	5350.00	34.74	17.18	51.92	68.20	-16.28	PK
Mode:		802.11n(HT40)		Frequency:		5230MHz	
Antenna Pol.	Frequency (MHz)	Reading Level (dBuV)	Factor (dB/m)	Measure Level (dBuV/m)	Limit (dBuV/m)	Over limit(dB)	Detector
H	5350.00	25.83	17.18	43.01	54.00	-10.99	AV
V	5350.00	24.09	17.18	41.27	54.00	-12.73	AV

Mode:		802.11ac(HT40)		Frequency:		5190MHz	
Antenna Pol.	Frequency (MHz)	Reading Level (dBuV)	Factor (dB/m)	Measure Level (dBuV/m)	Limit (dBuV/m)	Over limit(dB)	Detector
H	5150.00	32.83	17.18	50.01	68.20	-18.19	PK
V	5150.00	35.73	17.18	52.91	68.20	-15.29	PK
Mode:		802.11ac(HT40)		Frequency:		5190MHz	
Antenna Pol.	Frequency (MHz)	Reading Level (dBuV)	Factor (dB/m)	Measure Level (dBuV/m)	Limit (dBuV/m)	Over limit(dB)	Detector
H	5150.00	25.52	17.18	42.70	54.00	-11.30	AV
V	5150.00	24.73	17.18	41.91	54.00	-12.09	AV
Mode:		802.11ac(HT40)		Frequency:		5230MHz	
Antenna Pol.	Frequency (MHz)	Reading Level (dBuV)	Factor (dB/m)	Measure Level (dBuV/m)	Limit (dBuV/m)	Over limit(dB)	Detector
H	5350.00	32.50	17.18	49.68	68.20	-18.52	PK
V	5350.00	34.58	17.18	51.76	68.20	-16.44	PK
Mode:		802.11ac(HT40)		Frequency:		5230MHz	
Antenna Pol.	Frequency (MHz)	Reading Level (dBuV)	Factor (dB/m)	Measure Level (dBuV/m)	Limit (dBuV/m)	Over limit(dB)	Detector
H	5350.00	24.41	17.18	41.59	54.00	-12.41	AV
V	5350.00	26.67	17.18	43.85	54.00	-10.15	AV

Mode:		802.11ac(HT80)		Frequency:		5210MHz	
Antenna Pol.	Frequency (MHz)	Reading Level (dBuV)	Factor (dB/m)	Measure Level (dBuV/m)	Limit (dBuV/m)	Over limit(dB)	Detector
H	5150.00	32.48	17.18	49.66	68.20	-18.54	PK
V	5150.00	34.83	17.18	52.01	68.20	-16.19	PK
Mode:		802.11ac(HT80)		Frequency:		5210MHz	
Antenna Pol.	Frequency (MHz)	Reading Level (dBuV)	Factor (dB/m)	Measure Level (dBuV/m)	Limit (dBuV/m)	Over limit(dB)	Detector
H	5150.00	24.70	17.18	41.88	54.00	-12.12	AV
V	5150.00	24.78	17.18	41.96	54.00	-12.04	AV
Mode:		802.11ac(HT80)		Frequency:		5210MHz	
Antenna Pol.	Frequency (MHz)	Reading Level (dBuV)	Factor (dB/m)	Measure Level (dBuV/m)	Limit (dBuV/m)	Over limit(dB)	Detector
H	5350.00	35.04	17.18	52.22	68.20	-15.98	PK
V	5350.00	31.46	17.18	48.64	68.20	-19.56	PK
Mode:		802.11ac(HT80)		Frequency:		5210MHz	
Antenna Pol.	Frequency (MHz)	Reading Level (dBuV)	Factor (dB/m)	Measure Level (dBuV/m)	Limit (dBuV/m)	Over limit(dB)	Detector
H	5350.00	26.67	17.18	43.85	54.00	-10.15	AV
V	5350.00	24.60	17.18	41.78	54.00	-12.22	AV

Band2

Mode:		802.11a		Frequency:		5260MHz	
Antenna Pol.	Frequency (MHz)	Reading Level (dBuV)	Factor (dB/m)	Measure Level (dBuV/m)	Limit (dBuV/m)	Over limit(dB)	Detector
H	5150.00	34.63	17.18	51.81	68.20	-16.39	PK
V	5150.00	33.56	17.18	50.74	68.20	-17.46	PK
Mode:		802.11a		Frequency:		5260MHz	
Antenna Pol.	Frequency (MHz)	Reading Level (dBuV)	Factor (dB/m)	Measure Level (dBuV/m)	Limit (dBuV/m)	Over limit(dB)	Detector
H	5150.00	26.93	17.18	44.11	54.00	-9.89	AV
V	5150.00	25.15	17.18	42.33	54.00	-11.67	AV
Mode:		802.11a		Frequency:		5320MHz	
Antenna Pol.	Frequency (MHz)	Reading Level (dBuV)	Factor (dB/m)	Measure Level (dBuV/m)	Limit (dBuV/m)	Over limit(dB)	Detector
H	5350.00	33.14	17.18	50.32	68.20	-17.88	PK
V	5350.00	34.40	17.18	51.58	68.20	-16.62	PK
Mode:		802.11a		Frequency:		5320MHz	
Antenna Pol.	Frequency (MHz)	Reading Level (dBuV)	Factor (dB/m)	Measure Level (dBuV/m)	Limit (dBuV/m)	Over limit(dB)	Detector
H	5350.00	26.61	17.18	43.79	54.00	-10.21	AV
V	5350.00	24.80	17.18	41.98	54.00	-12.02	AV

Mode:		802.11n(HT20)		Frequency:		5260MHz	
Antenna Pol.	Frequency (MHz)	Reading Level (dBuV)	Factor (dB/m)	Measure Level (dBuV/m)	Limit (dBuV/m)	Over limit(dB)	Detector
H	5150.00	36.50	17.20	53.70	68.20	-14.50	PK
V	5150.00	33.79	17.20	50.99	68.20	-17.21	PK

Mode:		802.11n(HT20)		Frequency:		5260MHz	
Antenna Pol.	Frequency (MHz)	Reading Level (dBuV)	Factor (dB/m)	Measure Level (dBuV/m)	Limit (dBuV/m)	Over limit(dB)	Detector
H	5150.00	29.46	17.20	46.66	54.00	-7.34	AV
V	5150.00	28.13	17.20	45.33	54.00	-8.67	AV

Mode:		802.11n(HT20)		Frequency:		5320MHz	
Antenna Pol.	Frequency (MHz)	Reading Level (dBuV)	Factor (dB/m)	Measure Level (dBuV/m)	Limit (dBuV/m)	Over limit(dB)	Detector
H	5350.00	33.18	17.18	50.36	68.20	-17.84	PK
V	5350.00	33.05	17.18	50.23	68.20	-17.97	PK

Mode:		802.11n(HT20)		Frequency:		5320MHz	
Antenna Pol.	Frequency (MHz)	Reading Level (dBuV)	Factor (dB/m)	Measure Level (dBuV/m)	Limit (dBuV/m)	Over limit(dB)	Detector
H	5350.00	25.04	17.18	42.22	54.00	-11.78	AV
V	5350.00	26.01	17.18	43.19	54.00	-10.81	AV

Mode:		802.11ac(HT20)		Frequency:		5260MHz	
Antenna Pol.	Frequency (MHz)	Reading Level (dBuV)	Factor (dB/m)	Measure Level (dBuV/m)	Limit (dBuV/m)	Over limit(dB)	Detector
H	5150.00	34.24	17.18	51.42	68.20	-16.78	PK
V	5150.00	35.70	17.18	52.88	68.20	-15.32	PK
Mode:		802.11ac(HT20)		Frequency:		5260MHz	
Antenna Pol.	Frequency (MHz)	Reading Level (dBuV)	Factor (dB/m)	Measure Level (dBuV/m)	Limit (dBuV/m)	Over limit(dB)	Detector
H	5150.00	23.68	17.18	40.86	54.00	-13.14	AV
V	5150.00	22.07	17.18	39.25	54.00	-14.75	AV
Mode:		802.11ac(HT20)		Frequency:		5320MHz	
Antenna Pol.	Frequency (MHz)	Reading Level (dBuV)	Factor (dB/m)	Measure Level (dBuV/m)	Limit (dBuV/m)	Over limit(dB)	Detector
H	5350.00	32.59	17.18	49.77	68.20	-18.43	PK
V	5350.00	33.79	17.18	50.97	68.20	-17.23	PK
Mode:		802.11ac(HT20)		Frequency:		5320MHz	
Antenna Pol.	Frequency (MHz)	Reading Level (dBuV)	Factor (dB/m)	Measure Level (dBuV/m)	Limit (dBuV/m)	Over limit(dB)	Detector
H	5350.00	24.33	17.18	41.51	54.00	-12.49	AV
V	5350.00	22.97	17.18	40.15	54.00	-13.85	AV

Mode:		802.11n(HT40)		Frequency:		5270MHz	
Antenna Pol.	Frequency (MHz)	Reading Level (dBuV)	Factor (dB/m)	Measure Level (dBuV/m)	Limit (dBuV/m)	Over limit(dB)	Detector
H	5150.00	35.11	17.18	52.29	68.20	-15.91	PK
V	5150.00	33.38	17.18	50.56	68.20	-17.64	PK
Mode:		802.11n(HT40)		Frequency:		5270MHz	
Antenna Pol.	Frequency (MHz)	Reading Level (dBuV)	Factor (dB/m)	Measure Level (dBuV/m)	Limit (dBuV/m)	Over limit(dB)	Detector
H	5150.00	26.86	17.18	44.04	54.00	-9.96	AV
V	5150.00	24.71	17.18	41.89	54.00	-12.11	AV
Mode:		802.11n(HT40)		Frequency:		5310MHz	
Antenna Pol.	Frequency (MHz)	Reading Level (dBuV)	Factor (dB/m)	Measure Level (dBuV/m)	Limit (dBuV/m)	Over limit(dB)	Detector
H	5350.00	35.09	17.18	52.27	68.20	-15.93	PK
V	5350.00	36.39	17.18	53.57	68.20	-14.63	PK
Mode:		802.11n(HT40)		Frequency:		5310MHz	
Antenna Pol.	Frequency (MHz)	Reading Level (dBuV)	Factor (dB/m)	Measure Level (dBuV/m)	Limit (dBuV/m)	Over limit(dB)	Detector
H	5350.00	27.05	17.18	44.23	54.00	-9.77	AV
V	5350.00	23.13	17.18	40.31	54.00	-13.69	AV

Mode:		802.11ac(HT40)		Frequency:		5270MHz	
Antenna Pol.	Frequency (MHz)	Reading Level (dBuV)	Factor (dB/m)	Measure Level (dBuV/m)	Limit (dBuV/m)	Over limit(dB)	Detector
H	5150.00	34.34	17.18	51.52	68.20	-16.68	PK
V	5150.00	34.77	17.18	51.95	68.20	-16.25	PK
Mode:		802.11ac(HT40)		Frequency:		5270MHz	
Antenna Pol.	Frequency (MHz)	Reading Level (dBuV)	Factor (dB/m)	Measure Level (dBuV/m)	Limit (dBuV/m)	Over limit(dB)	Detector
H	5150.00	25.15	17.18	42.33	54.00	-11.67	AV
V	5150.00	24.67	17.18	41.85	54.00	-12.15	AV
Mode:		802.11ac(HT40)		Frequency:		5310MHz	
Antenna Pol.	Frequency (MHz)	Reading Level (dBuV)	Factor (dB/m)	Measure Level (dBuV/m)	Limit (dBuV/m)	Over limit(dB)	Detector
H	5350.00	34.19	17.18	51.37	68.20	-16.83	PK
V	5350.00	32.79	17.18	49.97	68.20	-18.23	PK
Mode:		802.11ac(HT40)		Frequency:		5310MHz	
Antenna Pol.	Frequency (MHz)	Reading Level (dBuV)	Factor (dB/m)	Measure Level (dBuV/m)	Limit (dBuV/m)	Over limit(dB)	Detector
H	5350.00	27.85	17.18	45.03	54.00	-8.97	AV
V	5350.00	26.75	17.18	43.93	54.00	-10.07	AV

Mode:		802.11ac(HT80)		Frequency:		5290MHz	
Antenna Pol.	Frequency (MHz)	Reading Level (dBuV)	Factor (dB/m)	Measure Level (dBuV/m)	Limit (dBuV/m)	Over limit(dB)	Detector
H	5150.00	36.28	17.20	53.48	68.20	-14.72	PK
V	5150.00	35.07	17.20	52.27	68.20	-15.93	PK
Mode:		802.11ac(HT80)		Frequency:		5290MHz	
Antenna Pol.	Frequency (MHz)	Reading Level (dBuV)	Factor (dB/m)	Measure Level (dBuV/m)	Limit (dBuV/m)	Over limit(dB)	Detector
H	5150.00	28.16	17.20	45.36	54.00	-8.64	AV
V	5150.00	27.82	17.20	45.02	54.00	-8.98	AV
Mode:		802.11ac(HT80)		Frequency:		5290MHz	
Antenna Pol.	Frequency (MHz)	Reading Level (dBuV)	Factor (dB/m)	Measure Level (dBuV/m)	Limit (dBuV/m)	Over limit(dB)	Detector
H	5350.00	32.43	17.18	49.61	68.20	-18.59	PK
V	5350.00	36.46	17.18	53.64	68.20	-14.56	PK
Mode:		802.11ac(HT80)		Frequency:		5290MHz	
Antenna Pol.	Frequency (MHz)	Reading Level (dBuV)	Factor (dB/m)	Measure Level (dBuV/m)	Limit (dBuV/m)	Over limit(dB)	Detector
H	5350.00	23.44	17.18	40.62	54.00	-13.38	AV
V	5350.00	22.17	17.18	39.35	54.00	-14.65	AV

Band3

Mode:		802.11a		Frequency:		5500MHz	
Antenna Pol.	Frequency (MHz)	Reading Level (dBuV)	Factor (dB/m)	Measure Level (dBuV/m)	Limit (dBuV/m)	Over limit(dB)	Detector
H	5470.00	32.83	17.18	50.01	68.20	-18.19	PK
V	5470.00	35.17	17.18	52.35	68.20	-15.85	PK

Mode:		802.11a		Frequency:		5500MHz	
Antenna Pol.	Frequency (MHz)	Reading Level (dBuV)	Factor (dB/m)	Measure Level (dBuV/m)	Limit (dBuV/m)	Over limit(dB)	Detector
H	5470.00	26.54	17.18	43.72	54.00	-10.28	AV
V	5470.00	24.66	17.18	41.84	54.00	-12.16	AV

Mode:		802.11a		Frequency:		5700MHz	
Antenna Pol.	Frequency (MHz)	Reading Level (dBuV)	Factor (dB/m)	Measure Level (dBuV/m)	Limit (dBuV/m)	Over limit(dB)	Detector
H	5725.00	35.80	17.18	52.98	68.20	-15.22	PK
V	5725.00	34.80	17.18	51.98	68.20	-16.22	PK

Mode:		802.11a		Frequency:		5700MHz	
Antenna Pol.	Frequency (MHz)	Reading Level (dBuV)	Factor (dB/m)	Measure Level (dBuV/m)	Limit (dBuV/m)	Over limit(dB)	Detector
H	5725.00	27.82	17.18	45.00	54.00	-9.00	AV
V	5725.00	27.36	17.18	44.54	54.00	-9.46	AV

Mode:		802.11n(HT20)		Frequency:		5500MHz	
Antenna Pol.	Frequency (MHz)	Reading Level (dBuV)	Factor (dB/m)	Measure Level (dBuV/m)	Limit (dBuV/m)	Over limit(dB)	Detector
H	5470.00	34.93	17.18	52.11	68.20	-16.09	PK
V	5470.00	32.15	17.18	49.33	68.20	-18.87	PK

Mode:		802.11n(HT20)		Frequency:		5500MHz	
Antenna Pol.	Frequency (MHz)	Reading Level (dBuV)	Factor (dB/m)	Measure Level (dBuV/m)	Limit (dBuV/m)	Over limit(dB)	Detector
H	5470.00	27.30	17.18	44.48	54.00	-9.52	AV
V	5470.00	25.11	17.18	42.29	54.00	-11.71	AV

Mode:		802.11n(HT20)		Frequency:		5700MHz	
Antenna Pol.	Frequency (MHz)	Reading Level (dBuV)	Factor (dB/m)	Measure Level (dBuV/m)	Limit (dBuV/m)	Over limit(dB)	Detector
H	5725.00	33.68	17.20	50.88	68.20	-17.32	PK
V	5725.00	33.43	17.20	50.63	68.20	-17.57	PK

Mode:		802.11n(HT20)		Frequency:		5700MHz	
Antenna Pol.	Frequency (MHz)	Reading Level (dBuV)	Factor (dB/m)	Measure Level (dBuV/m)	Limit (dBuV/m)	Over limit(dB)	Detector
H	5725.00	31.16	17.20	48.36	54.00	-5.64	AV
V	5725.00	27.92	17.20	45.12	54.00	-8.88	AV

Mode:		802.11ac(HT20)		Frequency:		5500MHz	
Antenna Pol.	Frequency (MHz)	Reading Level (dBuV)	Factor (dB/m)	Measure Level (dBuV/m)	Limit (dBuV/m)	Over limit(dB)	Detector
H	5470.00	34.33	17.18	51.51	68.20	-16.69	PK
V	5470.00	34.95	17.18	52.13	68.20	-16.07	PK
Mode:		802.11ac(HT20)		Frequency:		5500MHz	
Antenna Pol.	Frequency (MHz)	Reading Level (dBuV)	Factor (dB/m)	Measure Level (dBuV/m)	Limit (dBuV/m)	Over limit(dB)	Detector
H	5470.00	25.77	17.18	42.95	54.00	-11.05	AV
V	5470.00	22.32	17.18	39.50	54.00	-14.50	AV
Mode:		802.11ac(HT20)		Frequency:		5700MHz	
Antenna Pol.	Frequency (MHz)	Reading Level (dBuV)	Factor (dB/m)	Measure Level (dBuV/m)	Limit (dBuV/m)	Over limit(dB)	Detector
H	5725.00	35.86	17.18	53.04	68.20	-15.16	PK
V	5725.00	32.97	17.18	50.15	68.20	-18.05	PK
Mode:		802.11ac(HT20)		Frequency:		5700MHz	
Antenna Pol.	Frequency (MHz)	Reading Level (dBuV)	Factor (dB/m)	Measure Level (dBuV/m)	Limit (dBuV/m)	Over limit(dB)	Detector
H	5725.00	24.66	17.18	41.84	54.00	-12.16	AV
V	5725.00	25.87	17.18	43.05	54.00	-10.95	AV

Mode:		802.11n(HT40)		Frequency:		5510MHz	
Antenna Pol.	Frequency (MHz)	Reading Level (dBuV)	Factor (dB/m)	Measure Level (dBuV/m)	Limit (dBuV/m)	Over limit(dB)	Detector
H	5470.00	33.52	17.18	50.70	68.20	-17.50	PK
V	5470.00	33.43	17.18	50.61	68.20	-17.59	PK
Mode:		802.11n(HT40)		Frequency:		5510MHz	
Antenna Pol.	Frequency (MHz)	Reading Level (dBuV)	Factor (dB/m)	Measure Level (dBuV/m)	Limit (dBuV/m)	Over limit(dB)	Detector
H	5470.00	23.94	17.18	41.12	54.00	-12.88	AV
V	5470.00	22.88	17.18	40.06	54.00	-13.94	AV
Mode:		802.11n(HT40)		Frequency:		5670MHz	
Antenna Pol.	Frequency (MHz)	Reading Level (dBuV)	Factor (dB/m)	Measure Level (dBuV/m)	Limit (dBuV/m)	Over limit(dB)	Detector
H	5725.00	34.57	17.18	51.75	68.20	-16.45	PK
V	5725.00	33.57	17.18	50.75	68.20	-17.45	PK
Mode:		802.11n(HT40)		Frequency:		5670MHz	
Antenna Pol.	Frequency (MHz)	Reading Level (dBuV)	Factor (dB/m)	Measure Level (dBuV/m)	Limit (dBuV/m)	Over limit(dB)	Detector
H	5725.00	24.99	17.18	42.17	54.00	-11.83	AV
V	5725.00	24.88	17.18	42.06	54.00	-11.94	AV

Mode:		802.11ac(HT40)		Frequency:		5510MHz	
Antenna Pol.	Frequency (MHz)	Reading Level (dBuV)	Factor (dB/m)	Measure Level (dBuV/m)	Limit (dBuV/m)	Over limit(dB)	Detector
H	5470.00	32.27	17.18	49.45	68.20	-18.75	PK
V	5470.00	32.78	17.18	49.96	68.20	-18.24	PK
Mode:		802.11ac(HT40)		Frequency:		5510MHz	
Antenna Pol.	Frequency (MHz)	Reading Level (dBuV)	Factor (dB/m)	Measure Level (dBuV/m)	Limit (dBuV/m)	Over limit(dB)	Detector
H	5470.00	26.80	17.18	43.98	54.00	-10.02	AV
V	5470.00	25.61	17.18	42.79	54.00	-11.21	AV
Mode:		802.11ac(HT40)		Frequency:		5670MHz	
Antenna Pol.	Frequency (MHz)	Reading Level (dBuV)	Factor (dB/m)	Measure Level (dBuV/m)	Limit (dBuV/m)	Over limit(dB)	Detector
H	5725.00	33.46	17.18	50.64	68.20	-17.56	PK
V	5725.00	33.75	17.18	50.93	68.20	-17.27	PK
Mode:		802.11ac(HT40)		Frequency:		5670MHz	
Antenna Pol.	Frequency (MHz)	Reading Level (dBuV)	Factor (dB/m)	Measure Level (dBuV/m)	Limit (dBuV/m)	Over limit(dB)	Detector
H	5725.00	24.83	17.18	42.01	54.00	-11.99	AV
V	5725.00	27.22	17.18	44.40	54.00	-9.60	AV

Mode:		802.11ac(HT80)		Frequency:		5530MHz	
Antenna Pol.	Frequency (MHz)	Reading Level (dBuV)	Factor (dB/m)	Measure Level (dBuV/m)	Limit (dBuV/m)	Over limit(dB)	Detector
H	5470.00	37.39	17.20	54.59	68.20	-13.61	PK
V	5470.00	34.69	17.20	51.89	68.20	-16.31	PK

Mode:		802.11ac(HT80)		Frequency:		5530MHz	
Antenna Pol.	Frequency (MHz)	Reading Level (dBuV)	Factor (dB/m)	Measure Level (dBuV/m)	Limit (dBuV/m)	Over limit(dB)	Detector
H	5470.00	28.68	17.20	45.88	54.00	-8.12	AV
V	5470.00	25.49	17.20	42.69	54.00	-11.31	AV

Mode:		802.11ac(HT80)		Frequency:		5530MHz	
Antenna Pol.	Frequency (MHz)	Reading Level (dBuV)	Factor (dB/m)	Measure Level (dBuV/m)	Limit (dBuV/m)	Over limit(dB)	Detector
H	5725.00	33.89	17.18	51.07	68.20	-17.13	PK
V	5725.00	35.78	17.18	52.96	68.20	-15.24	PK

Mode:		802.11ac(HT80)		Frequency:		5530MHz	
Antenna Pol.	Frequency (MHz)	Reading Level (dBuV)	Factor (dB/m)	Measure Level (dBuV/m)	Limit (dBuV/m)	Over limit(dB)	Detector
H	5725.00	24.71	17.18	41.89	54.00	-12.11	AV
V	5725.00	25.79	17.18	42.97	54.00	-11.03	AV

Band4

802.11a

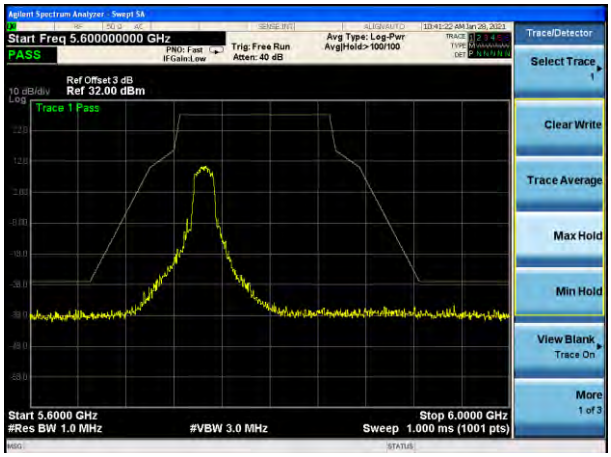

Low: 5745MHz

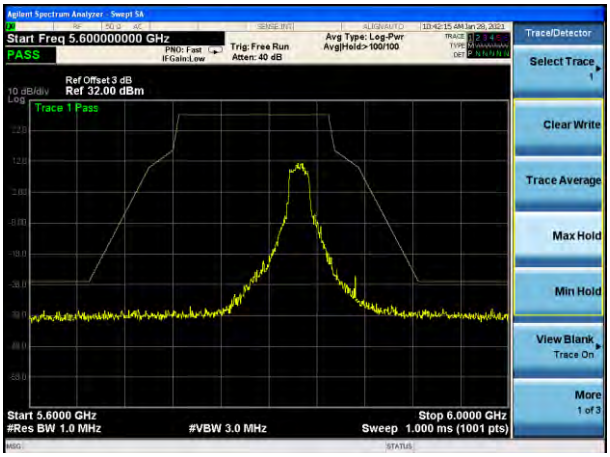

High: 5825MHz

802.11n(HT20)

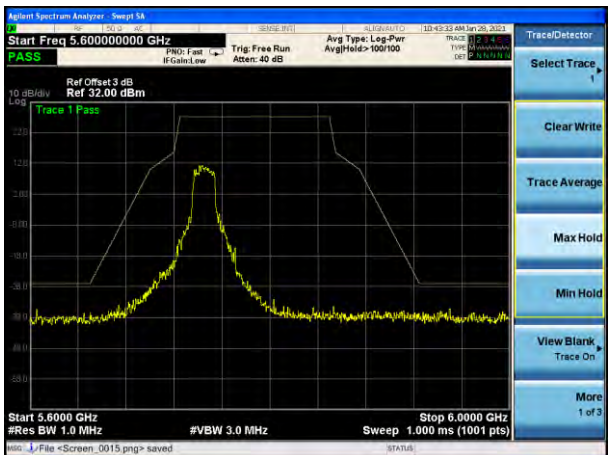

Low: 5745MHz

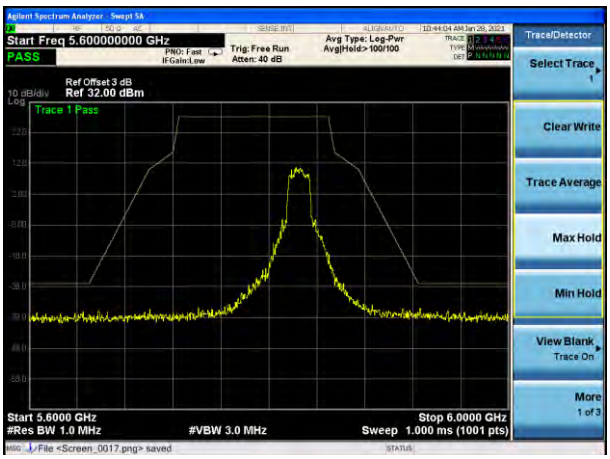

High: 5825MHz

802.11ac(HT20)

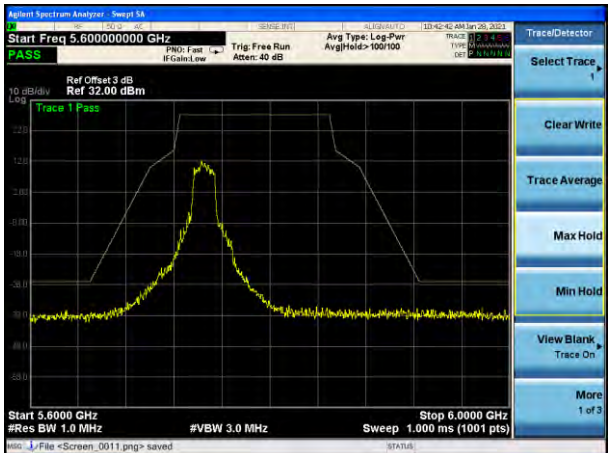

Low: 5745MHz

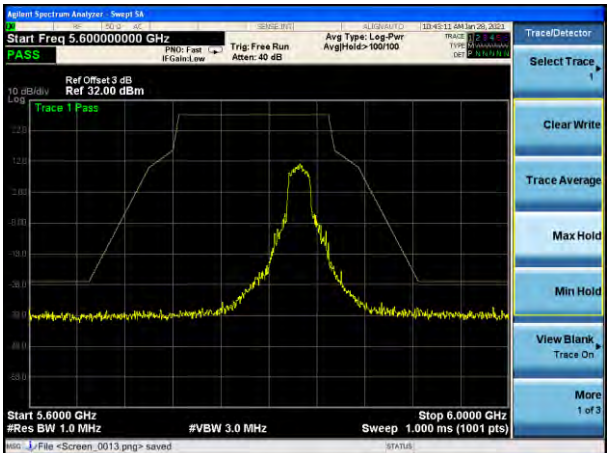

High: 5825MHz

802.11n(HT40)

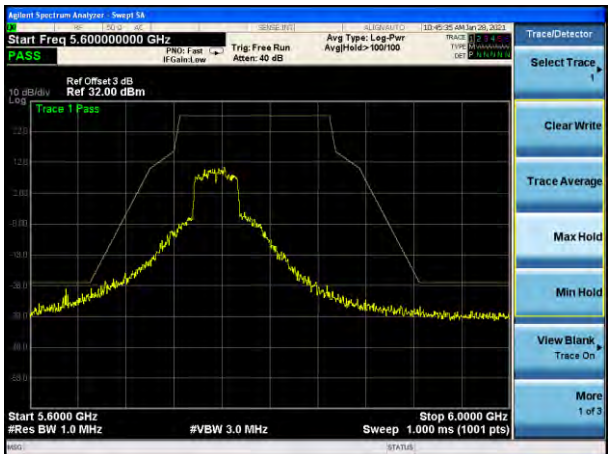

Low: 5755MHz

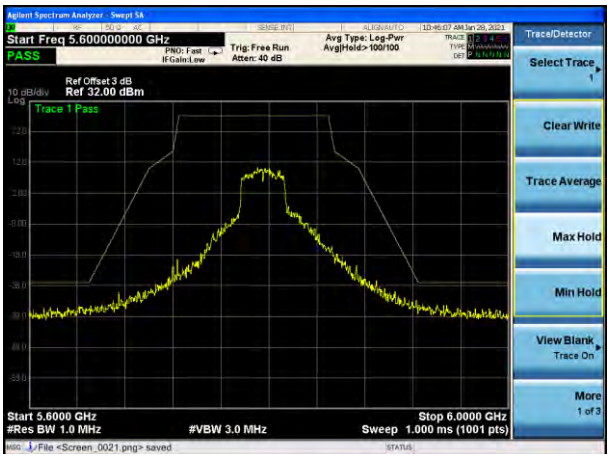

High: 5795MHz

802.11ac(HT40)

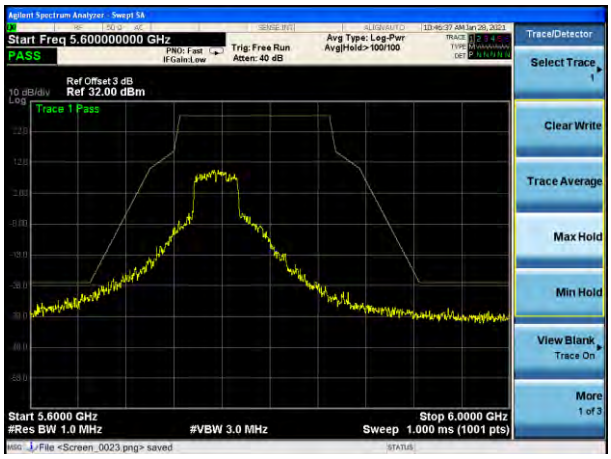

Low: 5755MHz

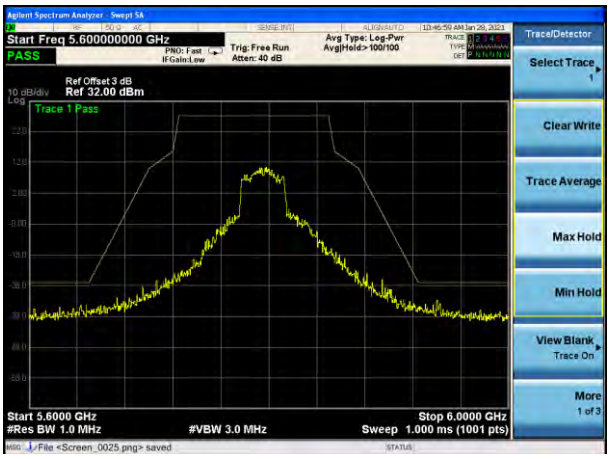

High: 5795MHz

802.11ac(HT80)

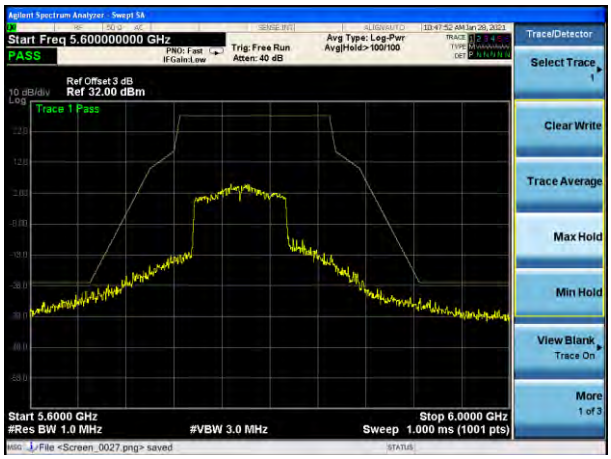

5775MHz

4.7 Radiated Emission

Test Requirement:	FCC Part15 C Section 15.209 and 15.205
Test Method:	ANSI C63.10:2013
Test Frequency Range:	30MHz to 40GHz
Test site:	Measurement Distance: 3m (Semi-Anechoic Chamber)

Receiver setup:

Frequency	Detector	RBW	VBW	Value
30MHz-1GHz	Quasi-peak	100KHz	300KHz	Quasi-peak Value
Above 1GHz	Peak	1MHz	3MHz	Peak Value
	AV	1MHz	3MHz	Average Value

Limit:

Frequency	Limit (dBuV/m @3m)	Remark
30MHz-88MHz	40.0	Quasi-peak Value
88MHz-216MHz	43.5	Quasi-peak Value
216MHz-960MHz	46.0	Quasi-peak Value
960MHz-1GHz	54.0	Quasi-peak Value
Above 1GHz	74.0	Peak Value
	54.0	Average Value

Test Procedure:

Substitution method was performed to determine the actual ERP emission levels of the EUT.
The following test procedure as below:

1>.Below 1GHz test procedure:

1. The EUT was placed on the top of a rotating table (0.8m for below 1GHz and 1.5 meters for above 1GHz) above the ground at a 3 meter camber. The table was rotated 360 degrees to determine the position of the highest radiation.
2. The EUT was set 3 meters away from the interference-receiving antenna, which was mounted on the top of a variable-height antenna tower.
3. The antenna height is varied from one meter to four meters above the ground to determine the maximum value of the field strength. Both horizontal and vertical polarizations of the antenna are set to make the measurement.
4. For each suspected emission, the EUT was arranged to its worst case and then the antenna was tuned to heights from 1 meter to 4 meters and the rotable table was turned from 0 degrees to 360 degrees to find the maximum reading.
5. The test-receiver system was set to Peak Detect Function and Specified Bandwidth with Maximum Hold Mode.
6. If the emission level of the EUT in peak mode was 10dB lower than the limit specified, then testing could be stopped and the peak values of the EUT would be reported. Otherwise the emissions that did not have 10dB margin would be re-tested one by one using peak, quasi-peak or average method as specified and then reported in a data sheet.

2>.Above 1GHz test procedure:

1. On the test site as test setup graph above,the EUT shall be placed at the 1.5m support on the turntable and in the position closest to normal use as declared by the provider.
2. The test antenna shall be oriented initially for vertical polarization and shall be chosen to correspond to the frequency of the transmitter.The output of the test antenna shall be connected to the measuring receiver.
3. The transmitter shall be switched on, if possible, without modulation and the measuring receiver shall be tuned to the frequency of the transmitter under test.
4. The test antenna shall be raised and lowered from 1m to 4m until a maximum signal level is detected by the measuring receiver. Then the turntable should be rotated through 360° in the horizontal plane, until the maximum signal level is

detected by the measuring receiver.

5. Repeat step 4 for test frequency with the test antenna polarized horizontally.
6. Remove the transmitter and replace it with a substitution antenna
7. Feed the substitution antenna at the transmitter end with a signal generator connected to the antenna by means of a nonradiating cable. With the antennas at both ends vertically polarized, and with the signal generator tuned to a particular test frequency, raise and lower the test antenna to obtain a maximum reading at the spectrum analyzer. Adjust the level of the signal generator output until the previously recorded maximum reading for this set of conditions is obtained. This should be done carefully repeating the adjustment of the test antenna and generator output.
8. Repeat step 7 with both antennas horizontally polarized for each test frequency.
9. Calculate power in dBm into a reference ideal half-wave dipole antenna by reducing the readings obtained in steps 7 and 8 by the power loss in the cable between the generator and the antenna, and further corrected for the gain of the substitution antenna used relative to an ideal half-wave dipole antenna by the following formula:

   EIRP(dBm) = Pg(dBm) – cable loss (dB) + antenna gain (dBi)

   where:

   Pg is the generator output power into the substitution antenna.

Test setup:

Below 1GHz

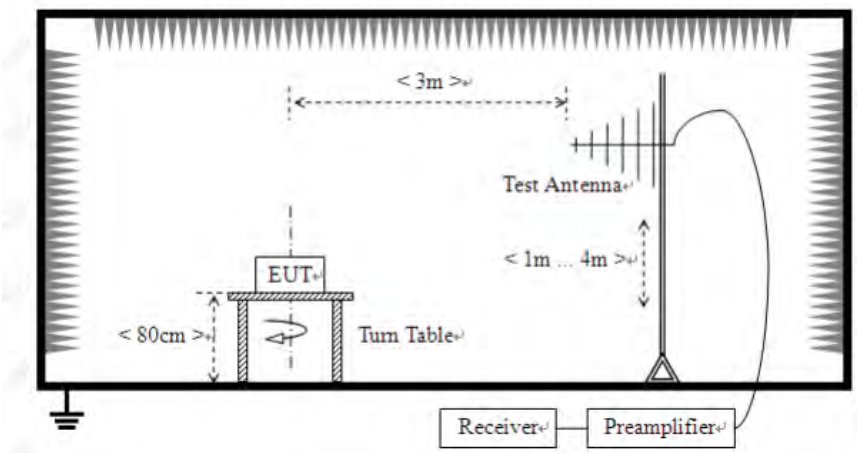

Above 1GHz

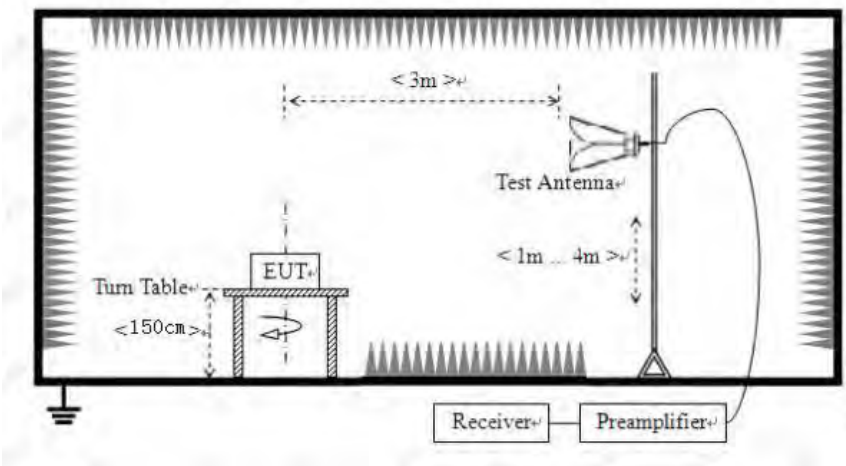

Test Instruments: Refer to section 5.10 for details

Test mode:	Refer to section 5.3 for details
Test results:	Pass

Measurement Data:

Below 1GHz

Frequency (MHz)	Read Level (dBuV)	Antenna Factor (dB/m)	Cable Loss (dB)	Preamp Factor (dB)	Level (dBuV/m)	Limit Line (dBuV/m)	Over Limit (dB)	polarization
33.23	48.18	11.25	0.59	30.08	29.94	40	-10.06	Vertical
54.54	41.67	11.93	0.81	29.96	24.45	40	-15.55	Vertical
120.72	46.33	9.4	1.36	29.57	27.52	43.5	-15.98	Vertical
172.04	42.86	8.5	1.7	29.31	23.75	43.5	-19.75	Vertical
440.29	37.54	16.29	3.05	29.41	27.47	46	-18.53	Vertical
860.81	33.20	21.83	4.69	29.14	30.58	46	-15.42	Vertical
64.38	35.56	8.73	0.9	29.89	15.30	40	-24.70	Horizontal
100.34	33.68	11.73	1.19	29.7	16.90	43.5	-26.60	Horizontal
270.41	45.75	12.53	2.22	29.79	30.71	46	-15.29	Horizontal
350.53	37.24	14.5	2.62	29.73	24.63	46	-21.37	Horizontal
627.78	35.59	19.43	3.83	29.27	29.58	46	-16.42	Horizontal
955.97	40.53	22.54	5.06	29.1	39.03	46	-6.97	Horizontal

Above 1GHz:

802.11a(HT20) 5180MHz

Frequency (MHz)	Read Level (dBuV)	Antenna Factor (dB/m)	Cable Loss (dB)	Preamp Factor (dB)	Level (dBuV/m)	Limit Line (dBuV/m)	Over Limit (dB)	polarization
10360	28.37	11.25	14.62	32.65	21.59	74	-52.41	Vertical
15540	30.39	11.93	17.66	34.46	25.52	74	-48.48	Vertical
10360	32.85	9.4	14.62	32.65	24.22	74	-49.78	Horizontal
15540	32.02	8.5	17.66	34.46	23.72	74	-50.28	Horizontal

802.11a(HT20) 5200MHz

Frequency (MHz)	Read Level (dBuV)	Antenna Factor (dB/m)	Cable Loss (dB)	Preamp Factor (dB)	Level (dBuV/m)	Limit Line (dBuV/m)	Over Limit (dB)	polarization
10400	28.55	16.29	14.62	32.65	26.81	74	-47.19	Vertical
15600	31.08	21.83	17.66	34.46	36.11	74	-37.89	Vertical
10400	32.61	8.73	14.62	32.65	23.31	74	-50.69	Horizontal
15600	32.39	11.73	17.66	34.46	27.32	74	-46.68	Horizontal

802.11a(HT20) 5240MHz

Frequency (MHz)	Read Level (dBuV)	Antenna Factor (dB/m)	Cable Loss (dB)	Preamp Factor (dB)	Level (dBuV/m)	Limit Line (dBuV/m)	Over Limit (dB)	polarization
10480	28.92	11.25	14.62	32.65	22.14	74	-51.86	Vertical
15720	31.04	11.93	17.66	34.46	26.17	74	-47.83	Vertical
10480	32.74	9.4	14.62	32.65	24.11	74	-49.89	Horizontal
15720	31.72	8.5	17.66	34.46	23.42	74	-50.58	Horizontal

802.11n(HT20) 5180MHz

Frequency (MHz)	Read Level (dBuV)	Antenna Factor (dB/m)	Cable Loss (dB)	Preamp Factor (dB)	Level (dBuV/m)	Limit Line (dBuV/m)	Over Limit (dB)	polarization
10360	28.42	16.29	14.62	32.65	26.68	74	-47.32	Vertical
15540	30.41	21.83	17.66	34.46	35.44	74	-38.56	Vertical
10360	32.21	8.73	14.62	32.65	22.91	74	-51.09	Horizontal
15540	31.63	11.73	17.66	34.46	26.56	74	-47.44	Horizontal

802.11n(HT20) 5200MHz

Frequency (MHz)	Read Level (dBuV)	Antenna Factor (dB/m)	Cable Loss (dB)	Preamp Factor (dB)	Level (dBuV/m)	Limit Line (dBuV/m)	Over Limit (dB)	polarization
10400	28.42	11.25	14.62	32.65	21.64	74	-52.36	Vertical
15600	30.24	11.93	17.66	34.46	25.37	74	-48.63	Vertical
10400	32.35	9.4	14.62	32.65	23.72	74	-50.28	Horizontal
15600	32.02	8.5	17.66	34.46	23.72	74	-50.28	Horizontal

802.11n(HT20) 5240MHz

Frequency (MHz)	Read Level (dBuV)	Antenna Factor (dB/m)	Cable Loss (dB)	Preamp Factor (dB)	Level (dBuV/m)	Limit Line (dBuV/m)	Over Limit (dB)	polarization
10480	28.71	16.29	14.62	32.65	26.97	74	-47.03	Vertical
15720	30.98	21.83	17.66	34.46	36.01	74	-37.99	Vertical
10480	32.32	8.73	14.62	32.65	23.02	74	-50.98	Horizontal
15720	32.41	11.73	17.66	34.46	27.34	74	-46.66	Horizontal

802.11ac(HT20) 5180MHz

Frequency (MHz)	Read Level (dBuV)	Antenna Factor (dB/m)	Cable Loss (dB)	Preamp Factor (dB)	Level (dBuV/m)	Limit Line (dBuV/m)	Over Limit (dB)	polarization
10360	29.16	11.25	14.62	32.65	22.38	74	-51.62	Vertical
15540	30.47	11.93	17.66	34.46	25.60	74	-48.40	Vertical
10360	32.31	9.4	14.62	32.65	23.68	74	-50.32	Horizontal
15540	32.19	8.5	17.66	34.46	23.89	74	-50.11	Horizontal

802.11ac(HT20) 5200MHz

Frequency (MHz)	Read Level (dBuV)	Antenna Factor (dB/m)	Cable Loss (dB)	Preamp Factor (dB)	Level (dBuV/m)	Limit Line (dBuV/m)	Over Limit (dB)	polarization
10400	28.99	16.29	14.62	32.65	27.25	74	-46.75	Vertical
15600	30.80	21.83	17.66	34.46	35.83	74	-38.17	Vertical
10400	32.94	8.73	14.62	32.65	23.64	74	-50.36	Horizontal
15600	31.52	11.73	17.66	34.46	26.45	74	-47.55	Horizontal

802.11ac(HT20) 5240MHz

Frequency (MHz)	Read Level (dBuV)	Antenna Factor (dB/m)	Cable Loss (dB)	Preamp Factor (dB)	Level (dBuV/m)	Limit Line (dBuV/m)	Over Limit (dB)	polarization
10480	28.17	11.25	14.62	32.65	21.39	74	-52.61	Vertical
15720	30.42	11.93	17.66	34.46	25.55	74	-48.45	Vertical
10480	32.18	9.4	14.62	32.65	23.55	74	-50.45	Horizontal
15720	31.58	8.5	17.66	34.46	23.28	74	-50.72	Horizontal

802.11n(HT40) 5190MHz

Frequency (MHz)	Read Level (dBuV)	Antenna Factor (dB/m)	Cable Loss (dB)	Preamp Factor (dB)	Level (dBuV/m)	Limit Line (dBuV/m)	Over Limit (dB)	polarization
10380	28.67	16.29	14.62	32.65	26.93	74	-47.07	Vertical
15570	30.95	21.83	17.66	34.46	35.98	74	-38.02	Vertical
10380	32.10	8.73	14.62	32.65	22.80	74	-51.20	Horizontal
15570	32.13	11.73	17.66	34.46	27.06	74	-46.94	Horizontal

802.11n(HT40) 5230MHz

Frequency (MHz)	Read Level (dBuV)	Antenna Factor (dB/m)	Cable Loss (dB)	Preamp Factor (dB)	Level (dBuV/m)	Limit Line (dBuV/m)	Over Limit (dB)	polarization
10460	28.20	11.25	14.62	32.65	21.42	74	-52.58	Vertical
15690	30.65	11.93	17.66	34.46	25.78	74	-48.22	Vertical
10460	32.20	9.4	14.62	32.65	23.57	74	-50.43	Horizontal
15690	31.62	8.5	17.66	34.46	23.32	74	-50.68	Horizontal

802.11ac(HT40) 5190MHz

Frequency (MHz)	Read Level (dBuV)	Antenna Factor (dB/m)	Cable Loss (dB)	Preamp Factor (dB)	Level (dBuV/m)	Limit Line (dBuV/m)	Over Limit (dB)	polarization
10380	28.50	16.29	14.62	32.65	26.76	74	-47.24	Vertical
15570	31.08	21.83	17.66	34.46	36.11	74	-37.89	Vertical
10380	32.20	8.73	14.62	32.65	22.90	74	-51.10	Horizontal
15570	32.15	11.73	17.66	34.46	27.08	74	-46.92	Horizontal

802.11ac(HT40) 5230MHz

Frequency (MHz)	Read Level (dBuV)	Antenna Factor (dB/m)	Cable Loss (dB)	Preamp Factor (dB)	Level (dBuV/m)	Limit Line (dBuV/m)	Over Limit (dB)	polarization
28.75	11.25	14.62	32.65	21.97	74	-52.03	28.75	Vertical
30.32	11.93	17.66	34.46	25.45	74	-48.55	30.32	Vertical
32.85	9.4	14.62	32.65	24.22	74	-49.78	32.85	Horizontal
32.34	8.5	17.66	34.46	24.04	74	-49.96	32.34	Horizontal

802.11ac(HT80) 5210MHz

Frequency (MHz)	Read Level (dBuV)	Antenna Factor (dB/m)	Cable Loss (dB)	Preamp Factor (dB)	Level (dBuV/m)	Limit Line (dBuV/m)	Over Limit (dB)	polarization
10420	29.01	16.29	14.62	32.65	27.27	74	-46.73	Vertical
15630	30.74	21.83	17.66	34.46	35.77	74	-38.23	Vertical
10420	32.52	8.73	14.62	32.65	23.22	74	-50.78	Horizontal
15630	31.64	11.73	17.66	34.46	26.57	74	-47.43	Horizontal

Note:

1. Level = Read Level + Antenna Factor+ Cable loss- Preamp Factor.

2. The test trace is same as the ambient noise (the test frequency range: 18GHz~40GHz), therefore no data appear in the report.

3. This limit applies for using average detector, if the test result on peak is lower than average limit, then average measurement needn't be performed.

4. This Report only show the test plots of the worst case (U-NII-1).

Conducted RF Spurious Emission

Condition	Mode	Frequency (MHz)	Antenna	Max Value (dBc)	Limit (dBc)	Verdict
NVNT	a	5180	Ant1	-28.9	-27	Pass
NVNT	a	5200	Ant1	-28.42	-27	Pass
NVNT	a	5240	Ant1	-28.55	-27	Pass
NVNT	ac20	5180	Ant1	-28.94	-27	Pass
NVNT	ac20	5200	Ant1	-28.52	-27	Pass
NVNT	ac20	5240	Ant1	-28.43	-27	Pass
NVNT	ac40	5190	Ant1	-28.15	-27	Pass
NVNT	ac40	5230	Ant1	-29.03	-27	Pass
NVNT	ac80	5210	Ant1	-29.1	-27	Pass
NVNT	n20	5180	Ant1	-28.19	-27	Pass
NVNT	n20	5200	Ant1	-29.08	-27	Pass
NVNT	n20	5240	Ant1	-28.29	-27	Pass
NVNT	n40	5190	Ant1	-28.82	-27	Pass
NVNT	n40	5230	Ant1	-28.69	-27	Pass

Tx. Spurious NVNT a 5180MHz Ant1 Emission

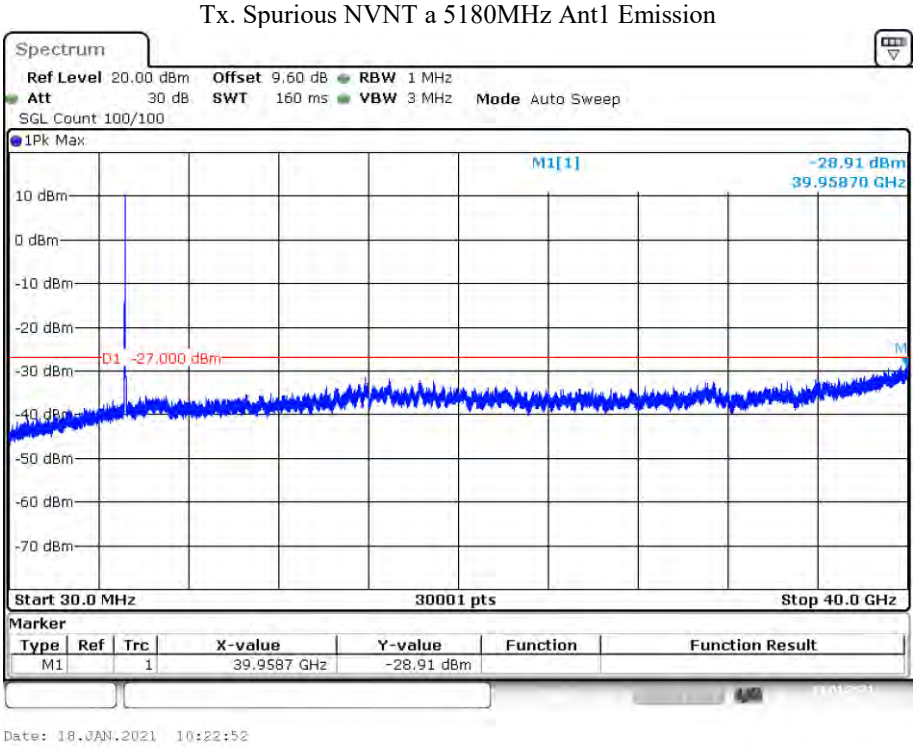

Tx. Spurious NVNT a 5200MHz Ant1 Emission

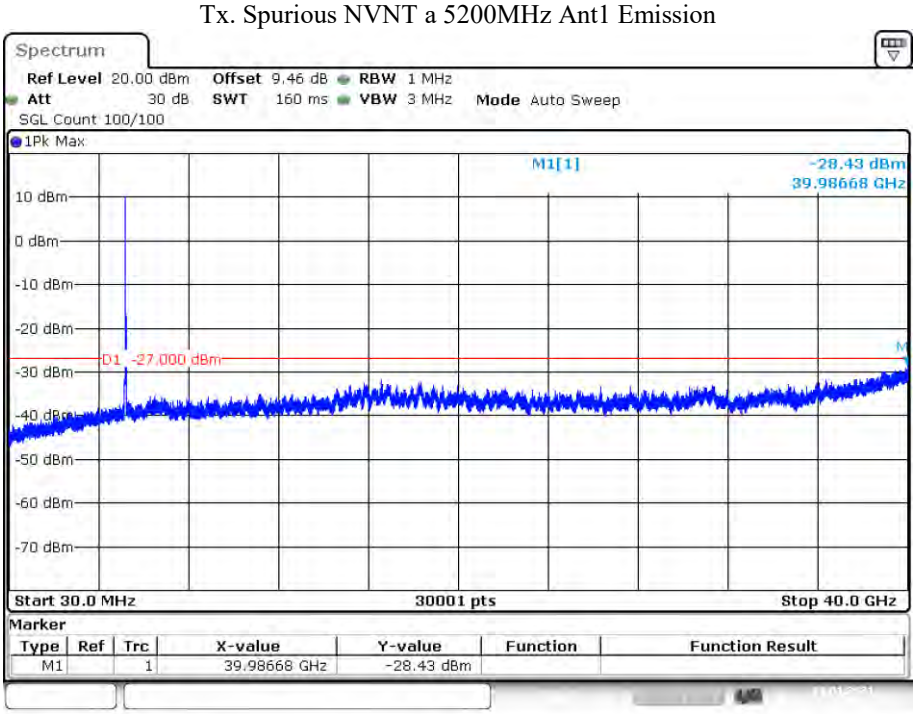

Date: 18.JAN.2021 10:28:26

Tx. Spurious NVNT a 5240MHz Ant1 Emission

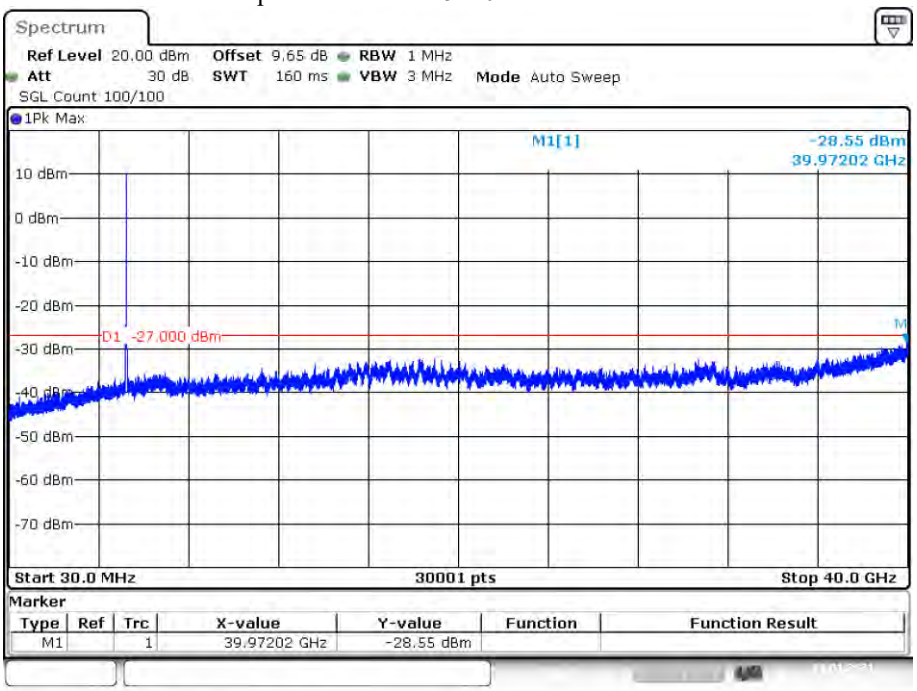

Date: 18.JAN.2021 10:32:00

Tx. Spurious NVNT ac20 5180MHz Ant1 Emission

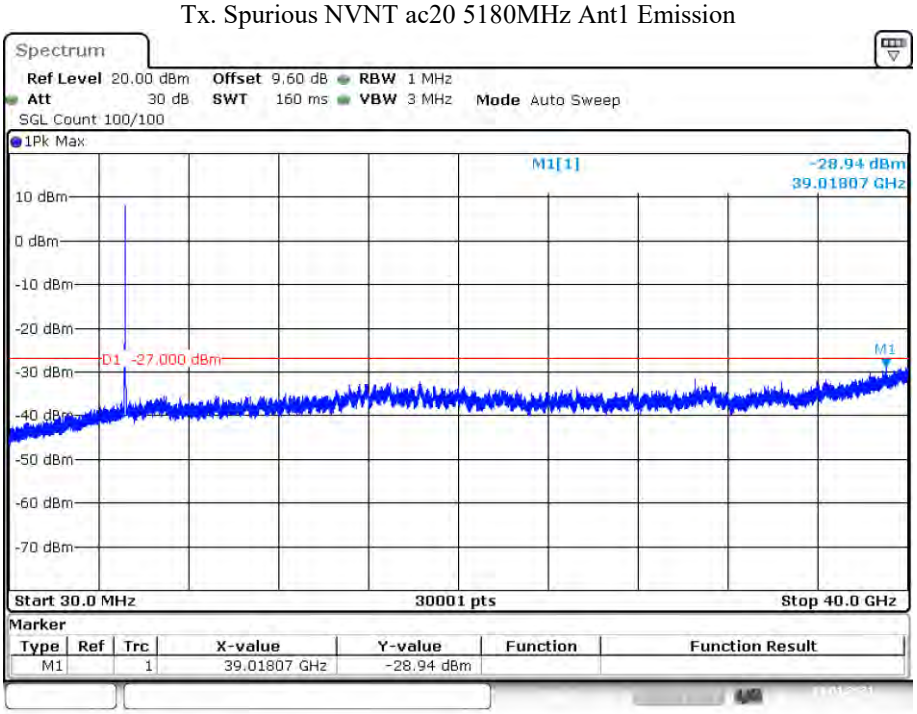

Date: 18.JAN.2021 10:50:24

Tx. Spurious NVNT ac20 5200MHz Ant1 Emission

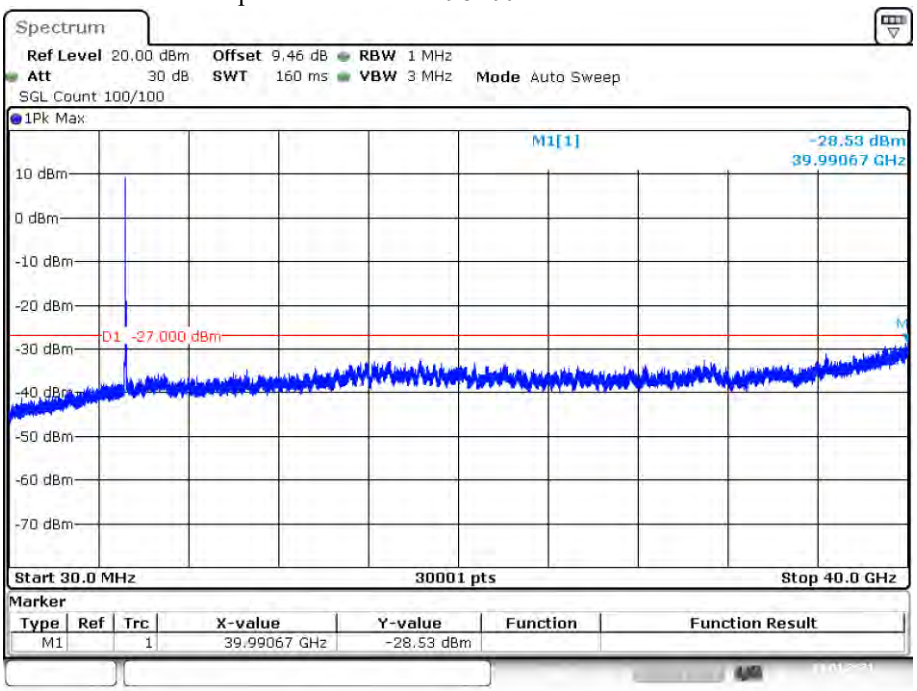

Date: 18.JAN.2021 10:55:31

Tx. Spurious NVNT ac20 5240MHz Ant1 Emission

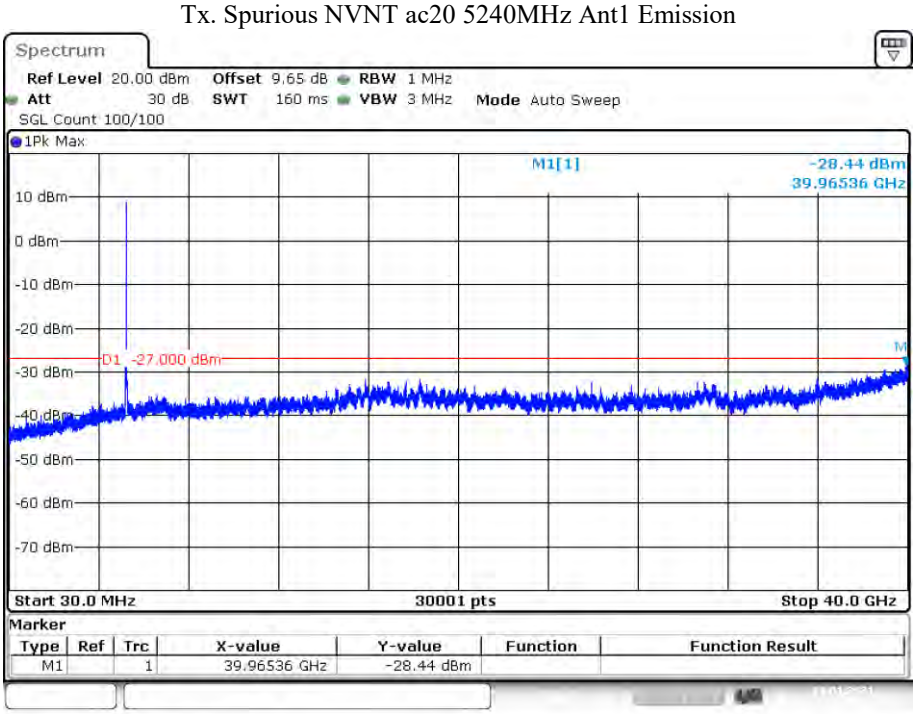

Date: 18.JAN.2021 10:59:54

Tx. Spurious NVNT ac40 5190MHz Ant1 Emission

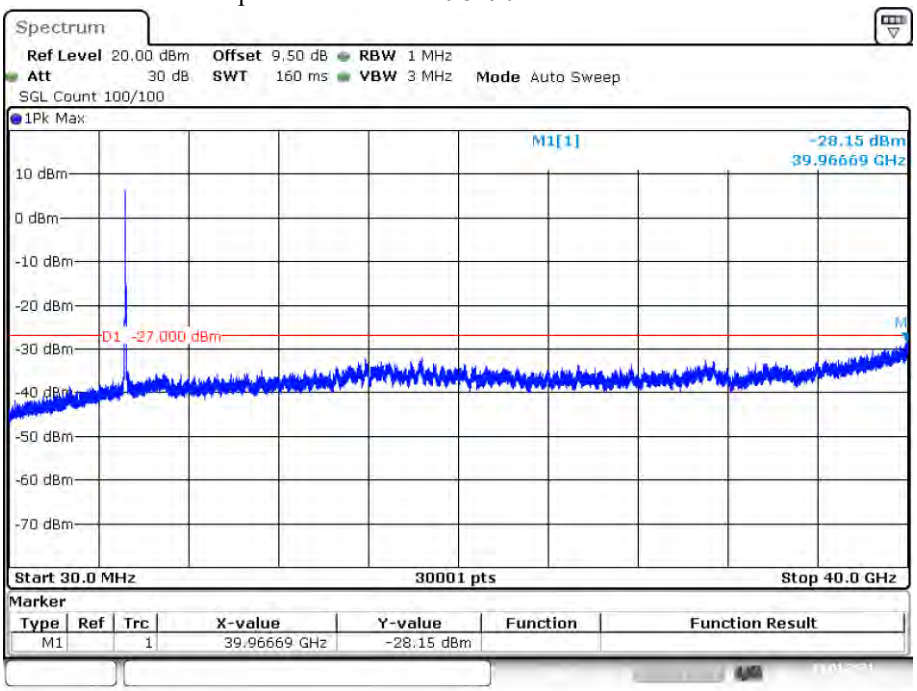

Date: 18.JAN.2021 11:14:47

Tx. Spurious NVNT ac40 5230MHz Ant1 Emission

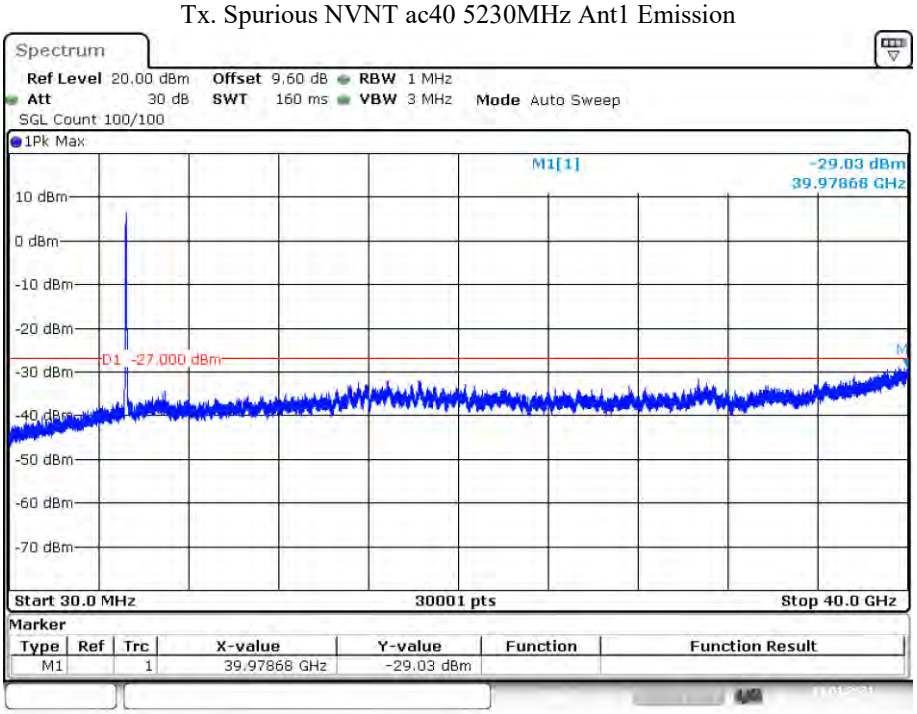

Date: 18.JAN.2021 11:19:17

Tx. Spurious NVNT ac80 5210MHz Ant1 Emission

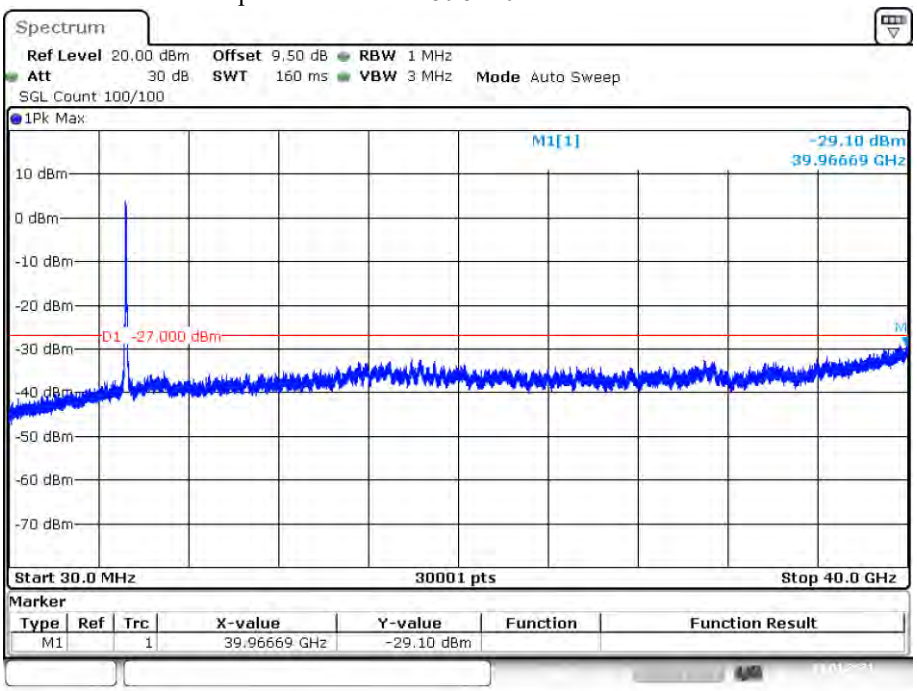

Date: 18.JAN.2021 11:23:00

Tx. Spurious NVNT n20 5180MHz Ant1 Emission

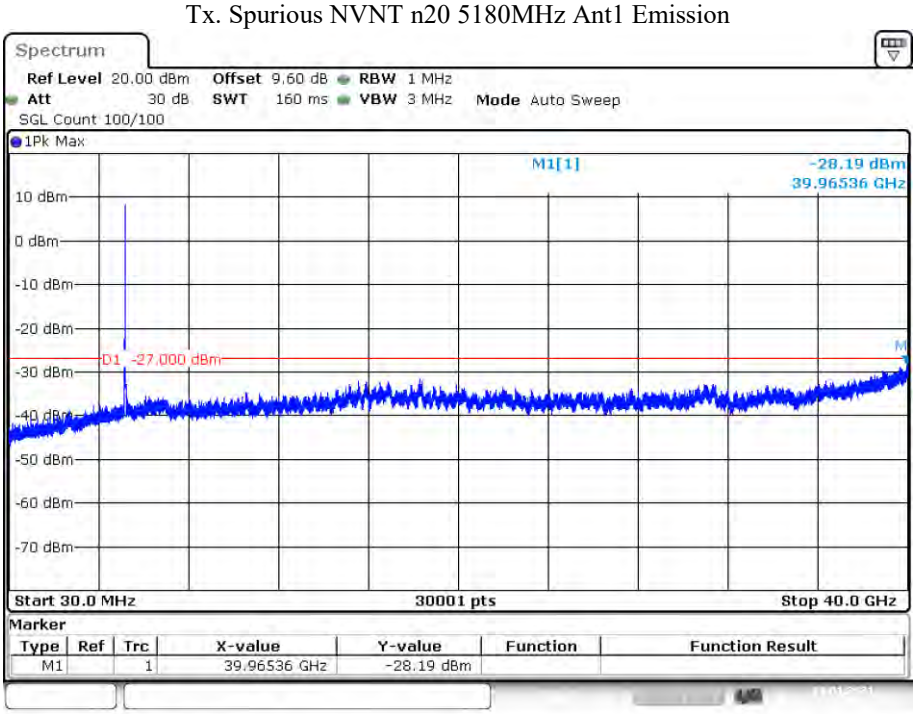

Date: 18.JAN.2021 10:35:32

Tx. Spurious NVNT n20 5200MHz Ant1 Emission

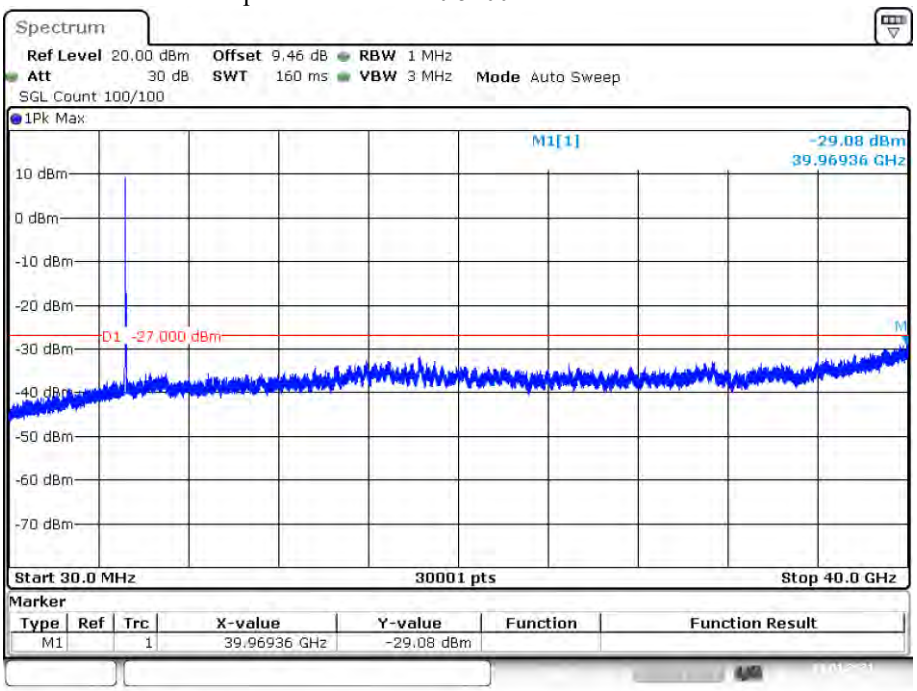

Date: 18.JAN.2021 10:42:43

Tx. Spurious NVNT n20 5240MHz Ant1 Emission

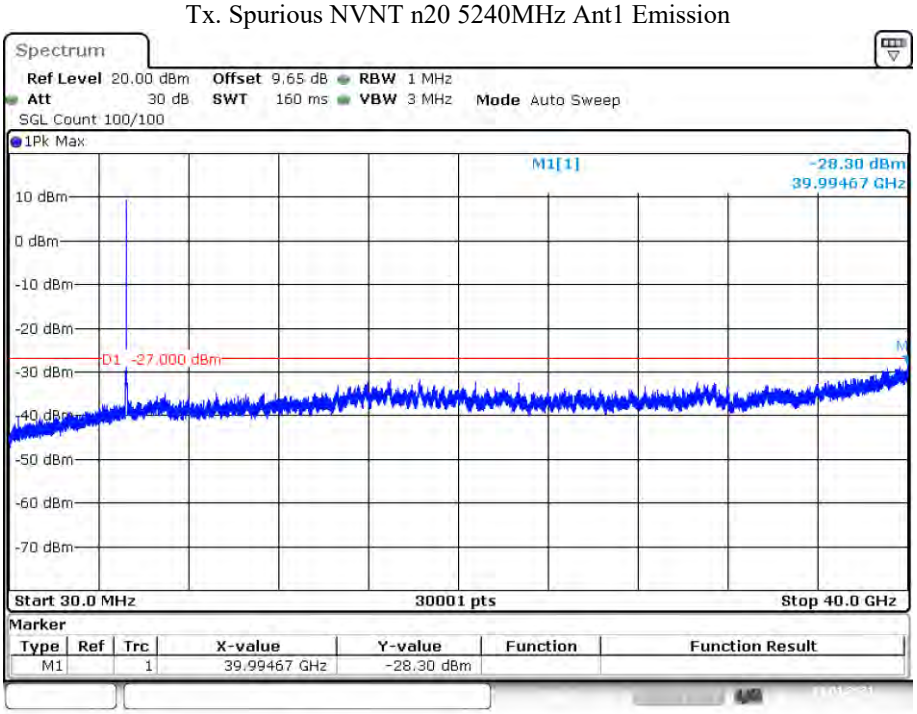

Date: 18.JAN.2021 10:46:24

Tx. Spurious NVNT n40 5190MHz Ant1 Emission

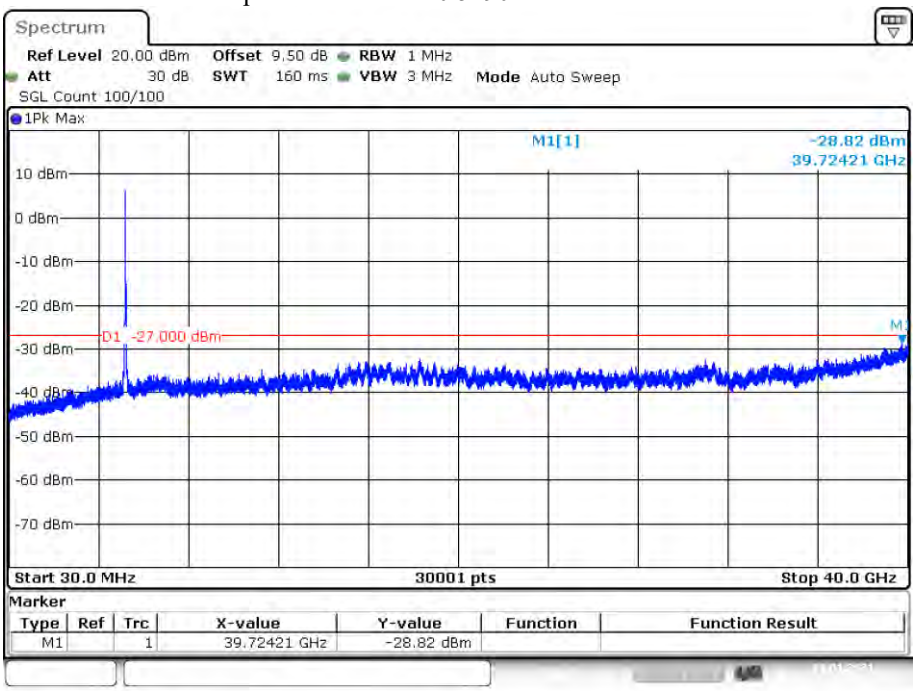

Date: 18.JAN.2021 11:04:08

Tx. Spurious NVNT n40 5230MHz Ant1 Emission

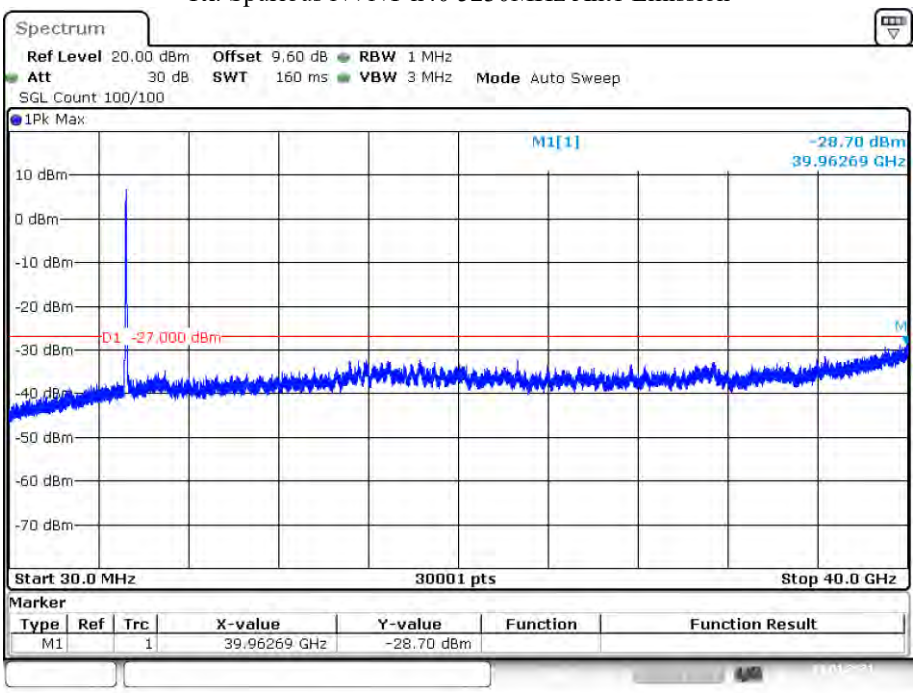

Conducted RF Spurious Emission

Condition	Mode	Frequency (MHz)	Antenna	Max Value (dBc)	Limit (dBc)	Verdict
NVNT	a	5260	Ant1	-29.12	-27	Pass
NVNT	a	5280	Ant1	-29.29	-27	Pass
NVNT	a	5320	Ant1	-29.88	-27	Pass
NVNT	ac20	5260	Ant1	-29.82	-27	Pass
NVNT	ac20	5280	Ant1	-29.07	-27	Pass
NVNT	ac20	5320	Ant1	-28.63	-27	Pass
NVNT	ac40	5270	Ant1	-29.58	-27	Pass
NVNT	ac40	5310	Ant1	-29.41	-27	Pass
NVNT	ac80	5290	Ant1	-29.15	-27	Pass
NVNT	n20	5260	Ant1	-29.79	-27	Pass
NVNT	n20	5280	Ant1	-29.35	-27	Pass
NVNT	n20	5320	Ant1	-29.55	-27	Pass
NVNT	n40	5270	Ant1	-29.61	-27	Pass
NVNT	n40	5310	Ant1	-29.11	-27	Pass

Tx. Spurious NVNT a 5260MHz Ant1 Emission

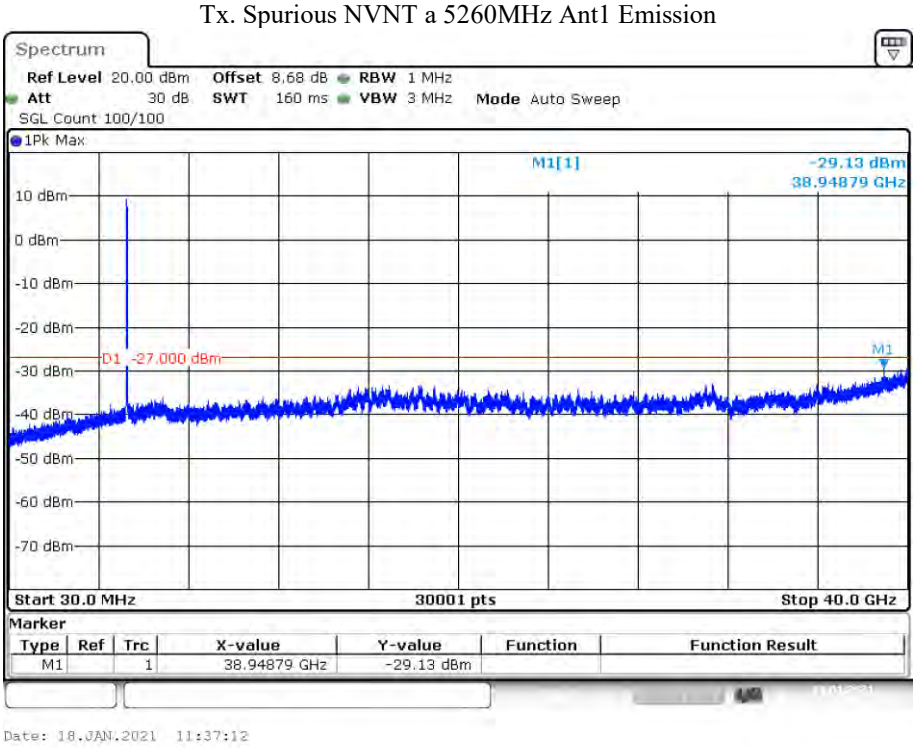

Tx. Spurious NVNT a 5280MHz Ant1 Emission

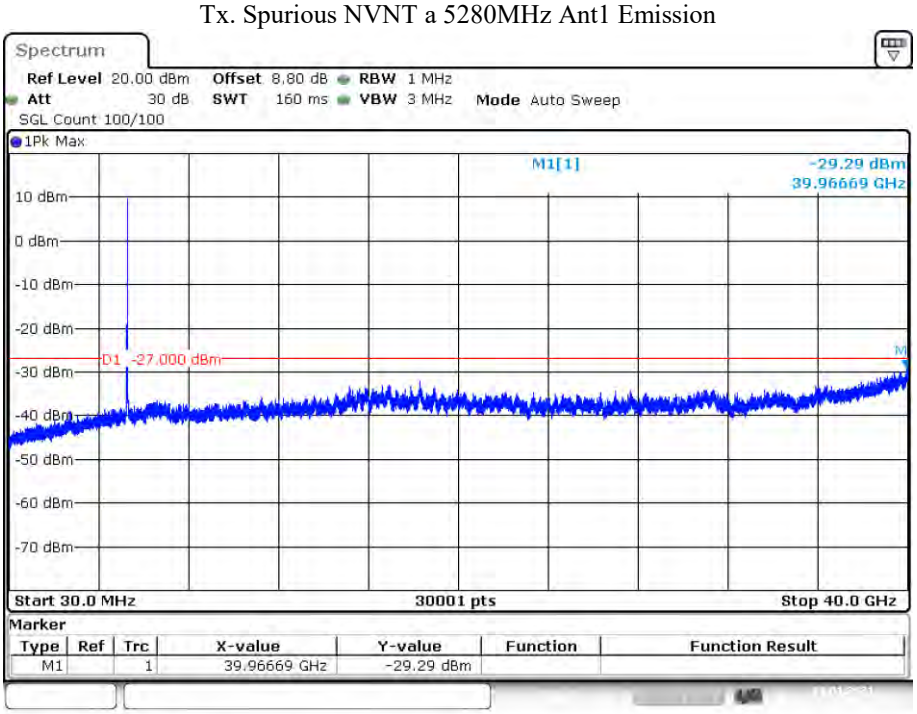

Date: 18.JAN.2021 11:39:40

Tx. Spurious NVNT a 5320MHz Ant1 Emission

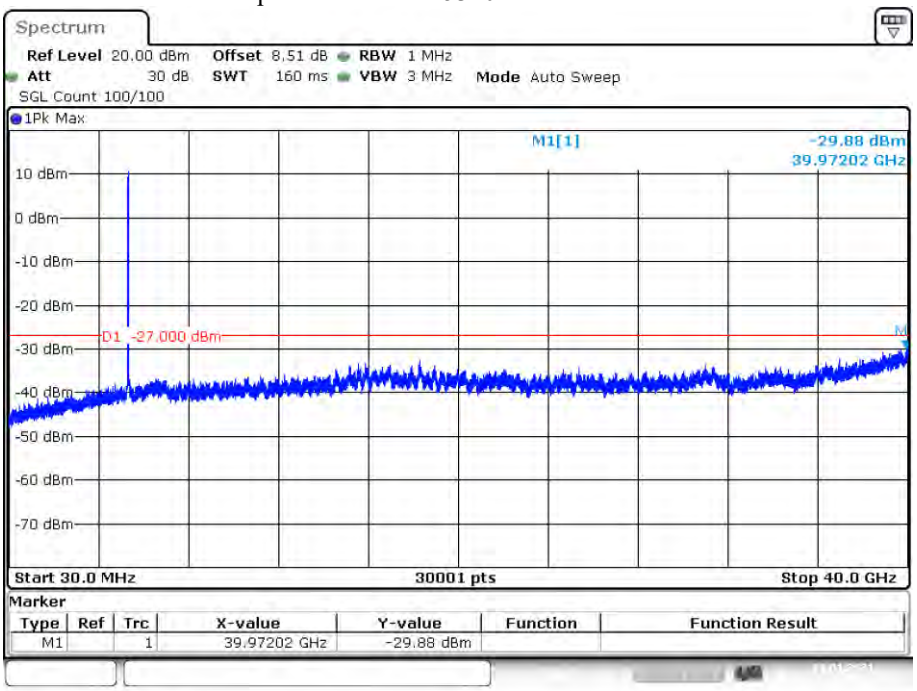

Date: 18.JAN.2021 11:42:52

Tx. Spurious NVNT ac20 5260MHz Ant1 Emission

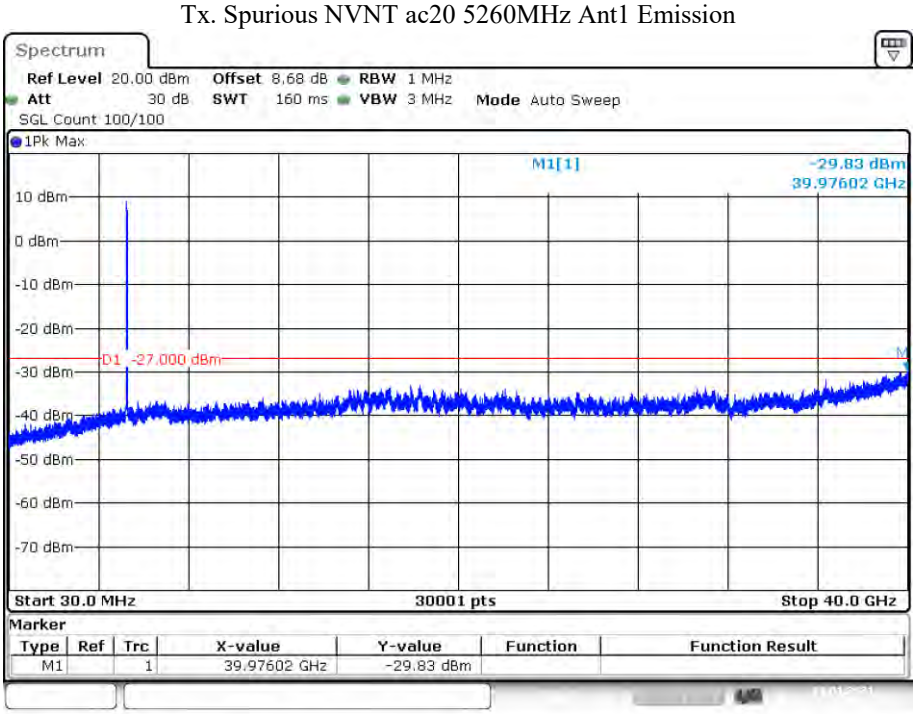

Date: 18.JAN.2021 11:55:28

Tx. Spurious NVNT ac20 5280MHz Ant1 Emission

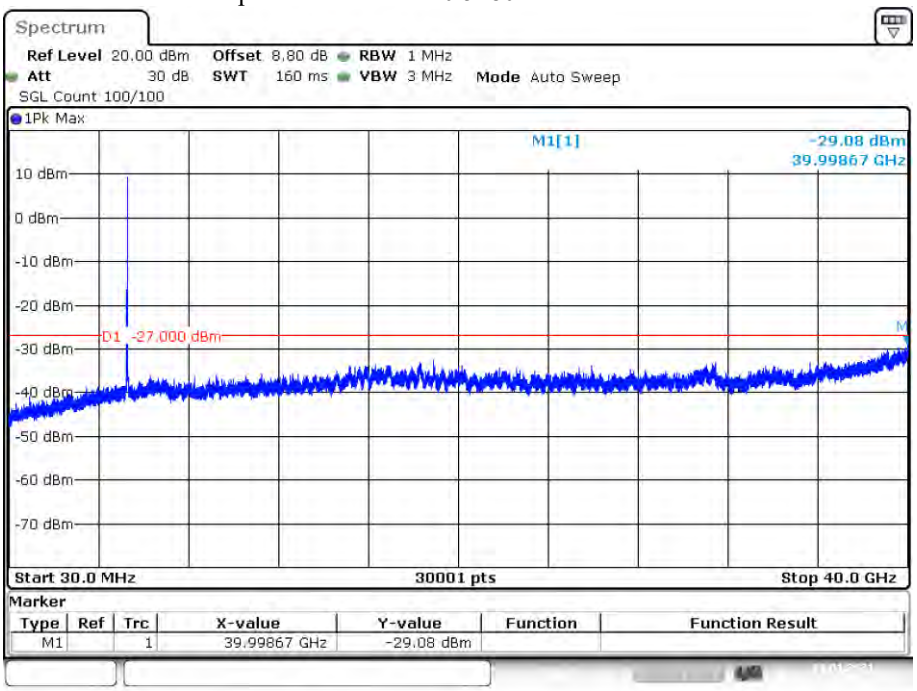

Date: 18.JAN.2021 11:58:17

Tx. Spurious NVNT ac20 5320MHz Ant1 Emission

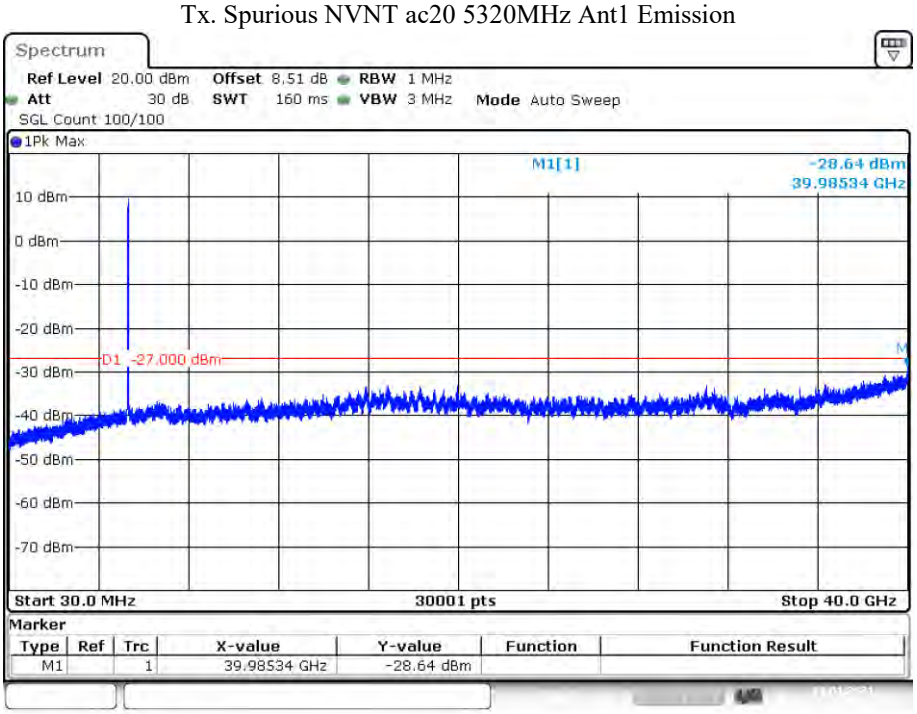

Date: 18.JAN.2021 12:05:15

Tx. Spurious NVNT ac40 5270MHz Ant1 Emission

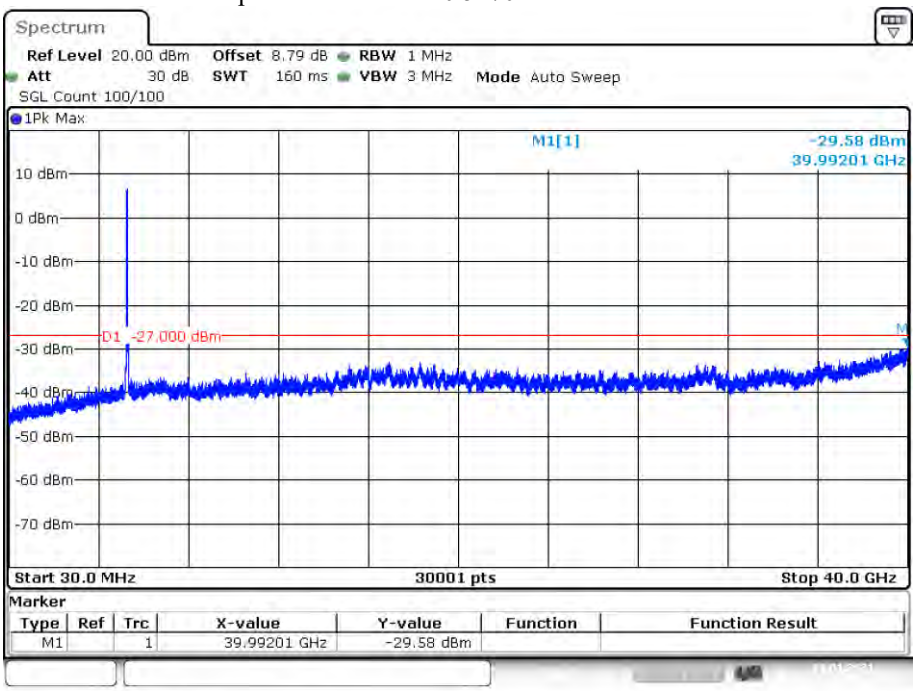

Date: 18.JAN.2021 12:17:04

Tx. Spurious NVNT ac40 5310MHz Ant1 Emission

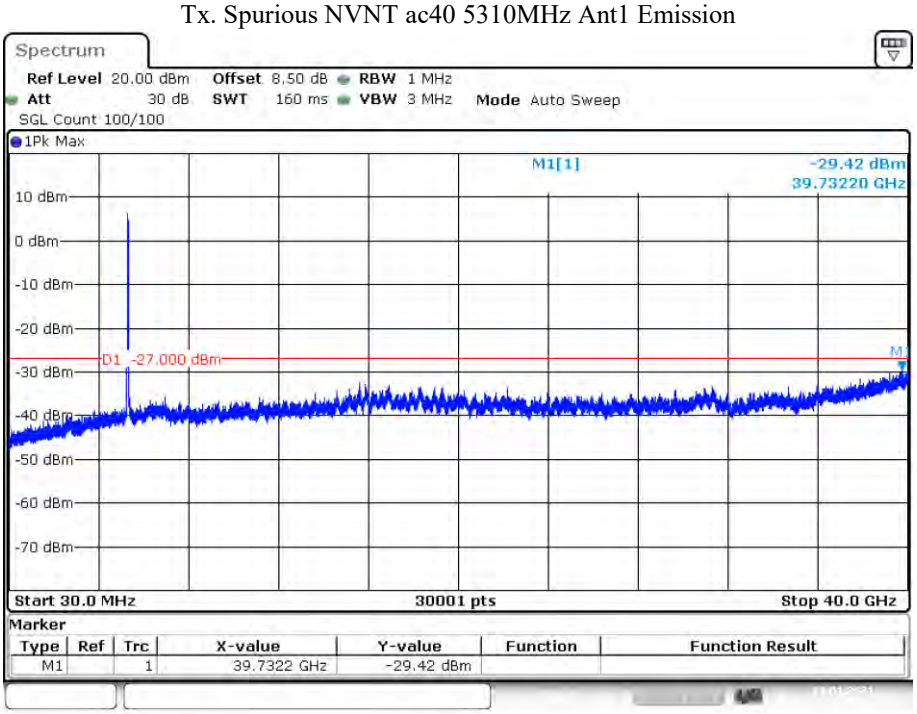

Date: 19.JAN.2021 02:57:06

Tx. Spurious NVNT ac80 5290MHz Ant1 Emission

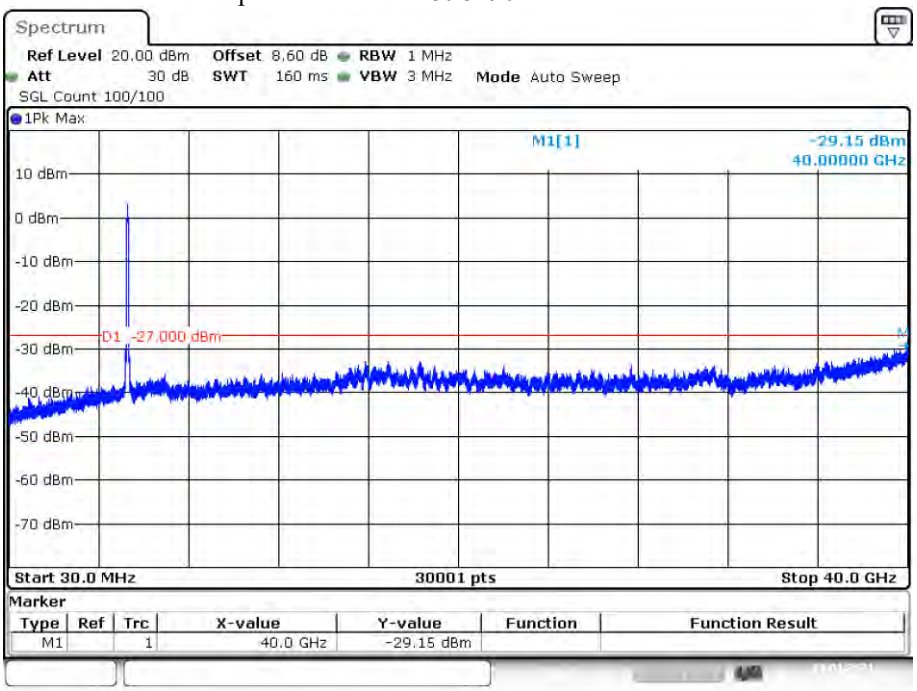

Date: 19.JAN.2021 02:59:59

Tx. Spurious NVNT n20 5260MHz Ant1 Emission

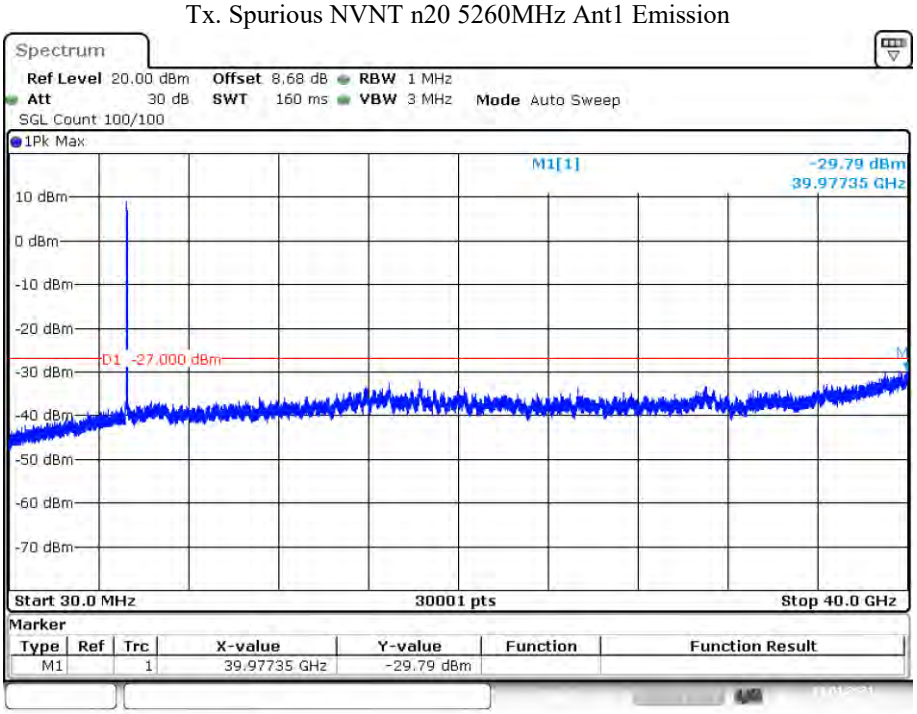

Date: 18.JAN.2021 11:46:07

Tx. Spurious NVNT n20 5280MHz Ant1 Emission

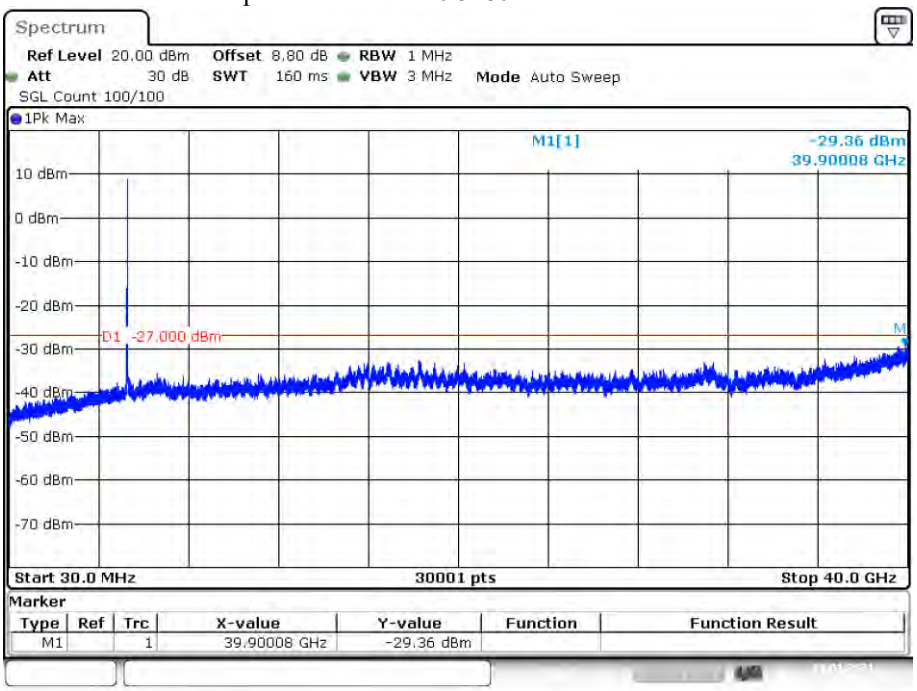

Date: 18.JAN.2021 11:49:25

Tx. Spurious NVNT n20 5320MHz Ant1 Emission

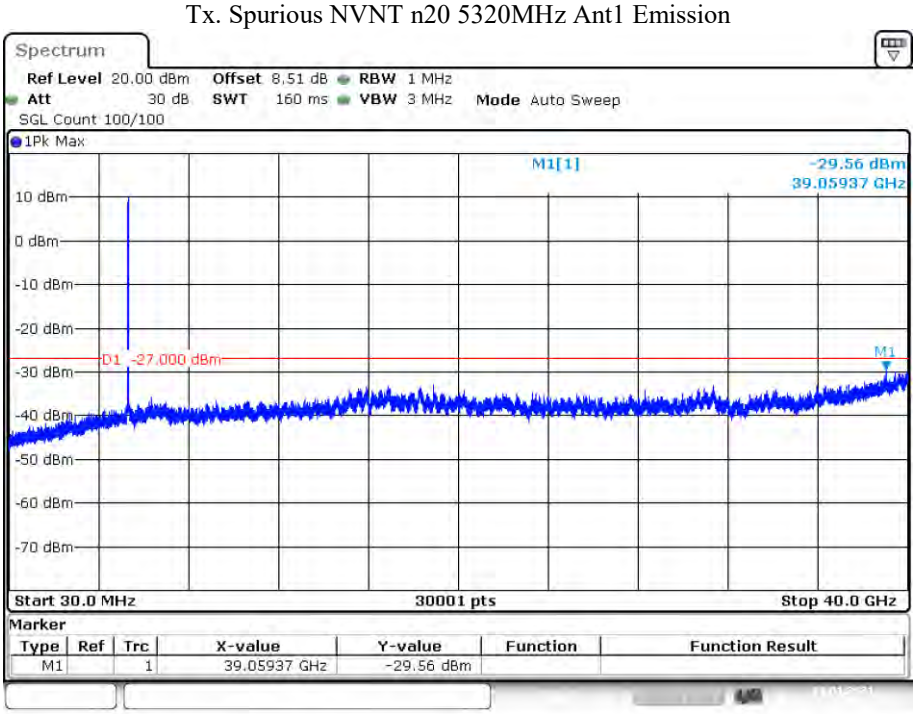

Date: 18.JAN.2021 11:52:20

Tx. Spurious NVNT n40 5270MHz Ant1 Emission

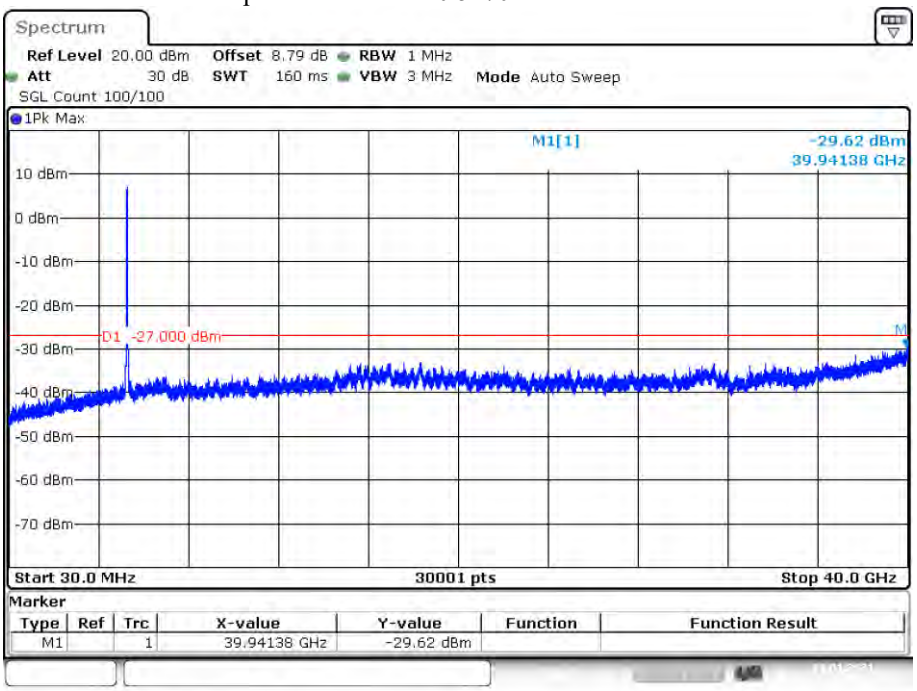

Date: 18.JAN.2021 12:09:31

Tx. Spurious NVNT n40 5310MHz Ant1 Emission

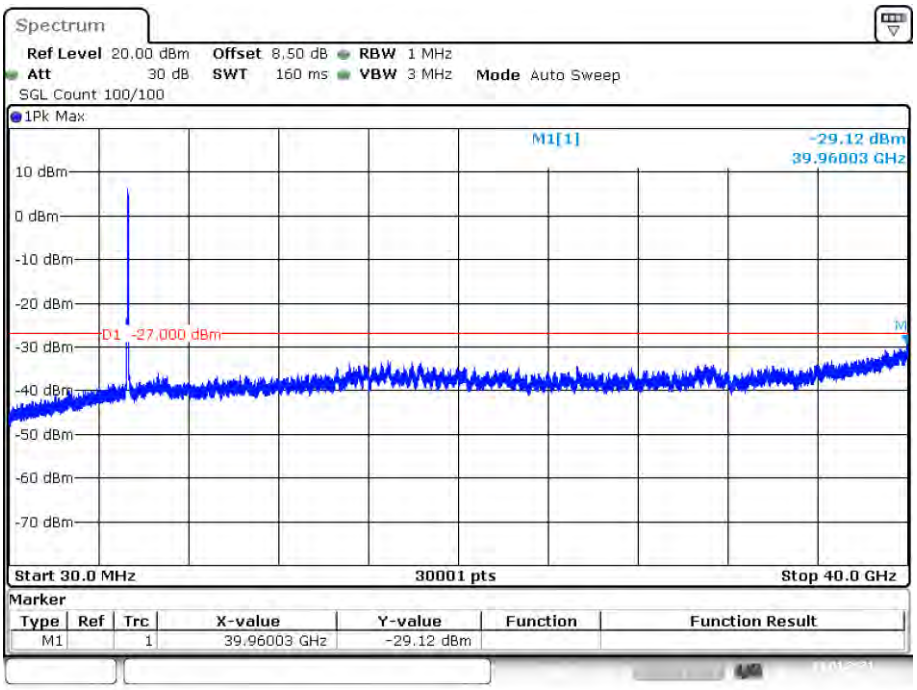

Date: 18.JAN.2021 12:12:59

Conducted RF Spurious Emission

Condition	Mode	Frequency (MHz)	Antenna	Max Value (dBc)	Limit (dBc)	Verdict
NVNT	a	5500	Ant1	-29.31	-27	Pass
NVNT	a	5580	Ant1	-29.27	-27	Pass
NVNT	a	5700	Ant1	-29.86	-27	Pass
NVNT	ac20	5500	Ant1	-30.25	-27	Pass
NVNT	ac20	5580	Ant1	-29.59	-27	Pass
NVNT	ac20	5700	Ant1	-29.14	-27	Pass
NVNT	ac40	5510	Ant1	-29.05	-27	Pass
NVNT	ac40	5670	Ant1	-29.05	-27	Pass
NVNT	ac80	5530	Ant1	-28.2	-27	Pass
NVNT	n20	5500	Ant1	-29.02	-27	Pass
NVNT	n20	5580	Ant1	-29.28	-27	Pass
NVNT	n20	5700	Ant1	-29.48	-27	Pass
NVNT	n40	5510	Ant1	-29.65	-27	Pass
NVNT	n40	5670	Ant1	-29.24	-27	Pass

Tx. Spurious NVNT a 5500MHz Ant1 Emission

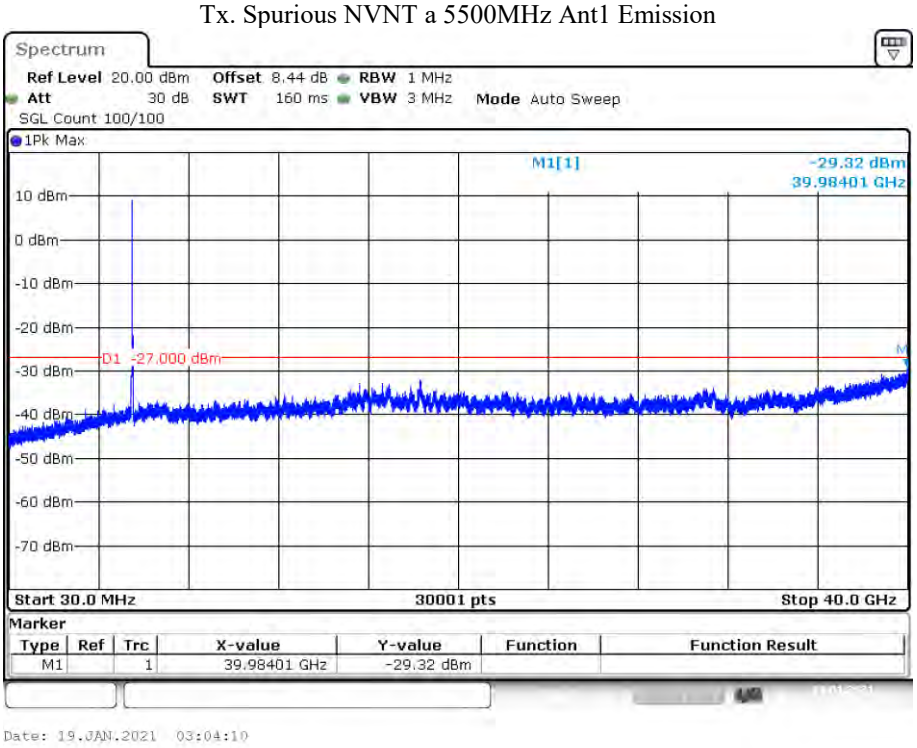

Tx. Spurious NVNT a 5580MHz Ant1 Emission

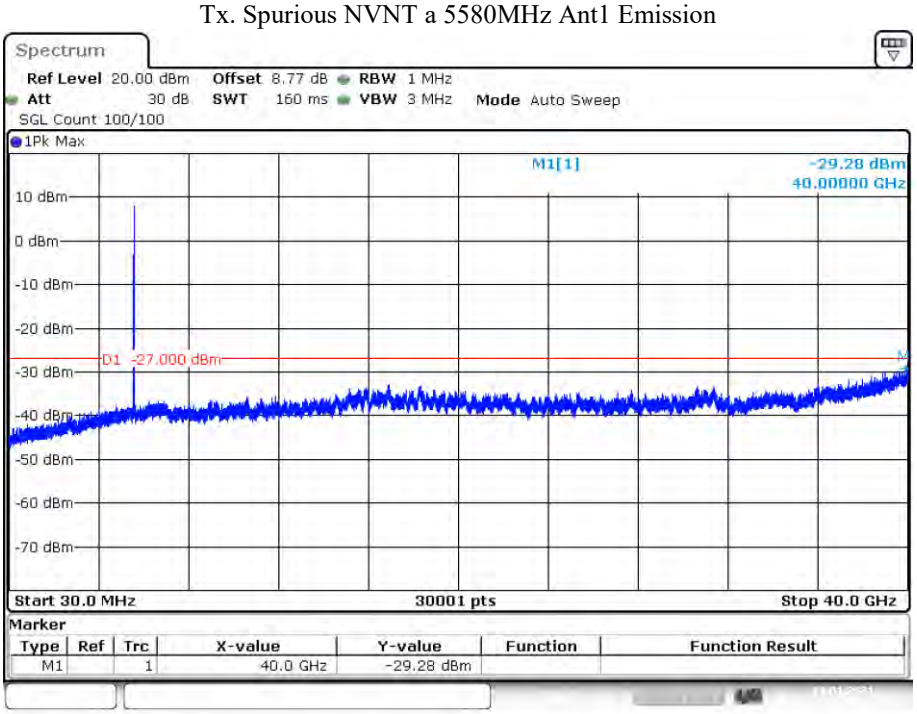

Date: 19.JAN.2021 03:06:56

Tx. Spurious NVNT a 5700MHz Ant1 Emission

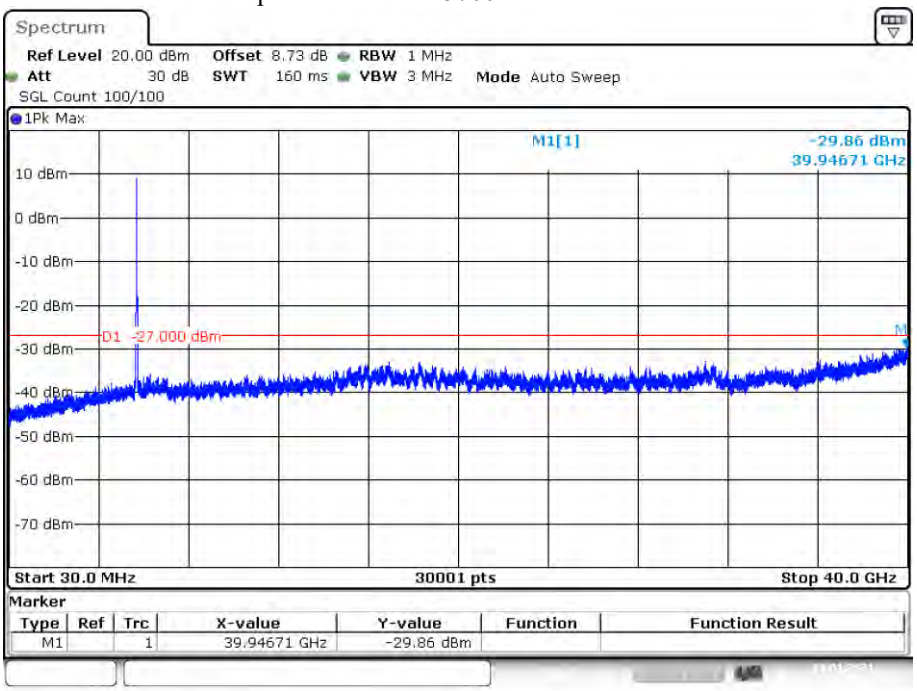

Date: 19.JAN.2021 03:10:25

Tx. Spurious NVNT ac20 5500MHz Ant1 Emission

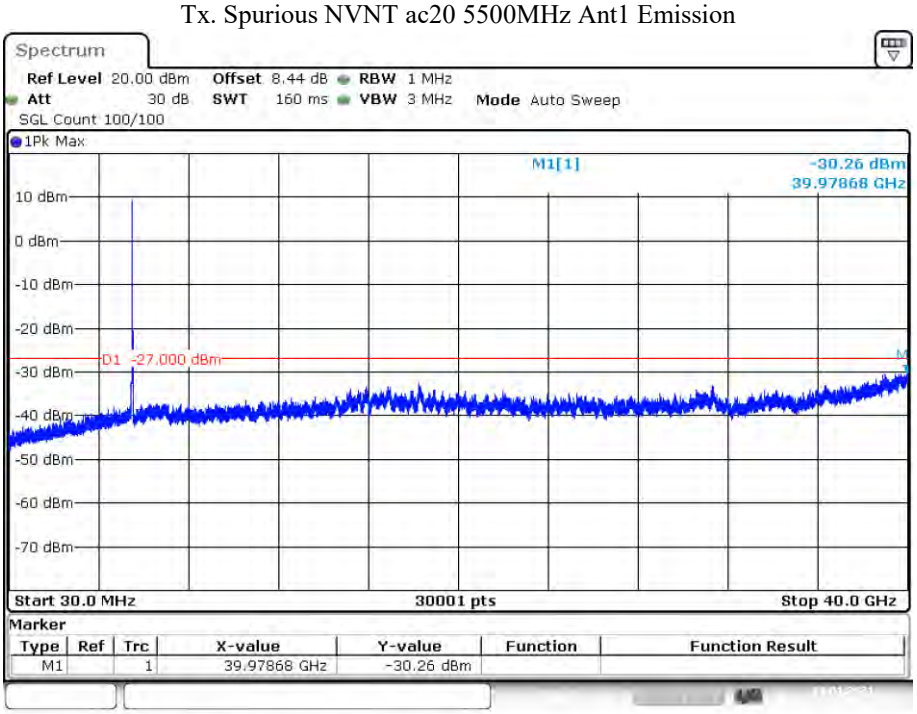

Date: 19.JAN.2021 03:26:14

Tx. Spurious NVNT ac20 5580MHz Ant1 Emission

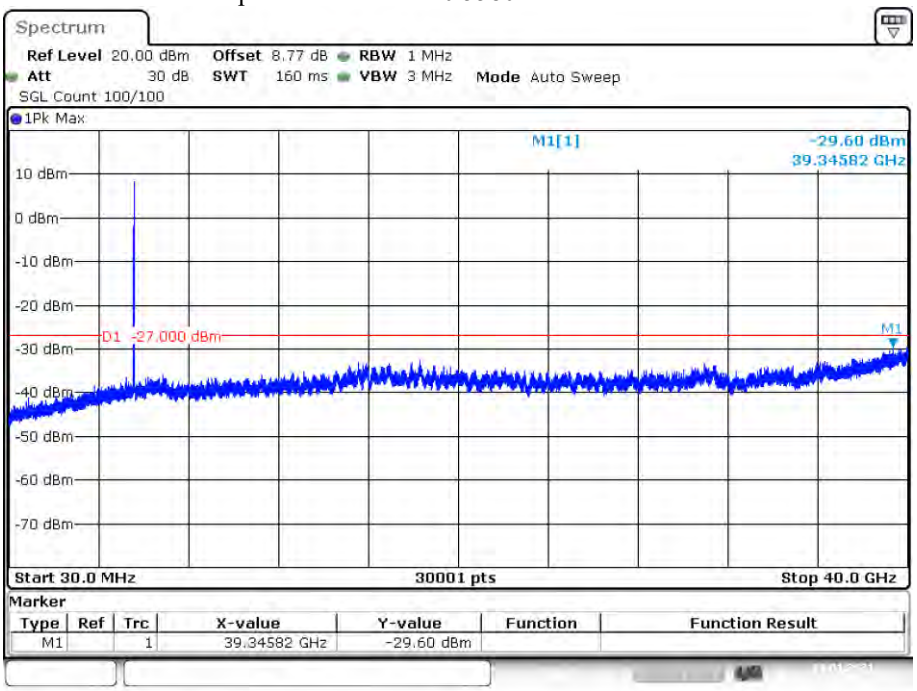

Date: 19.JAN.2021 03:30:41

Tx. Spurious NVNT ac20 5700MHz Ant1 Emission

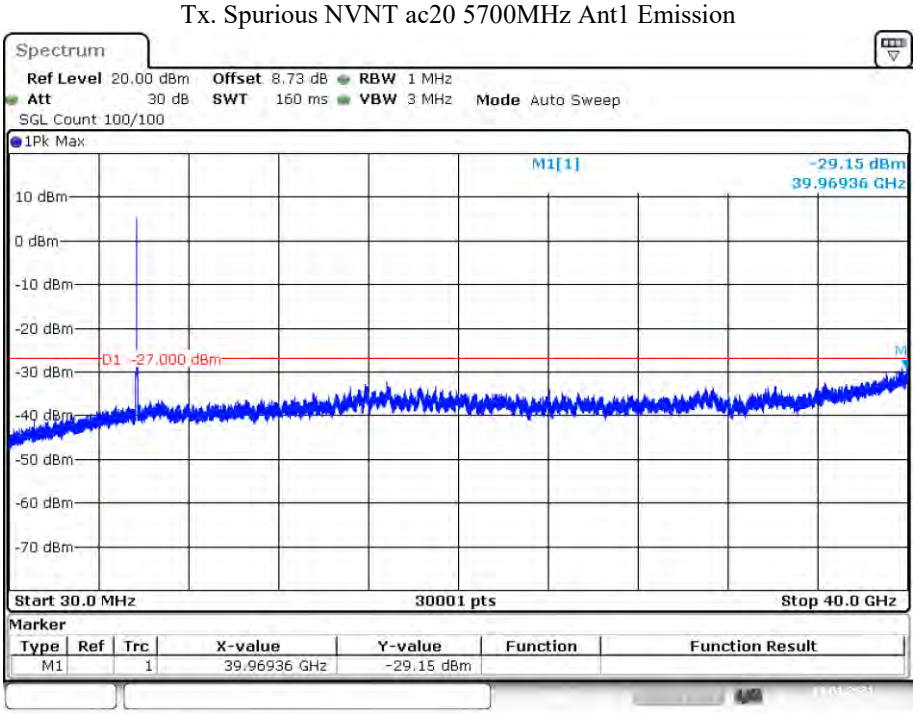

Date: 19.JAN.2021 03:34:42

Tx. Spurious NVNT ac40 5510MHz Ant1 Emission

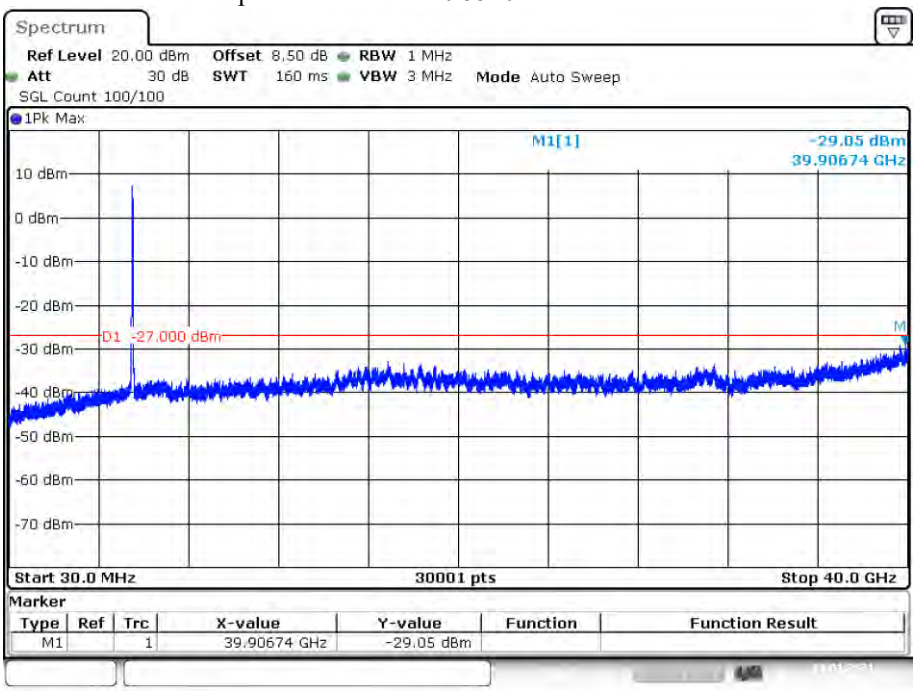

Date: 19.JAN.2021 03:47:53

Tx. Spurious NVNT ac40 5670MHz Ant1 Emission

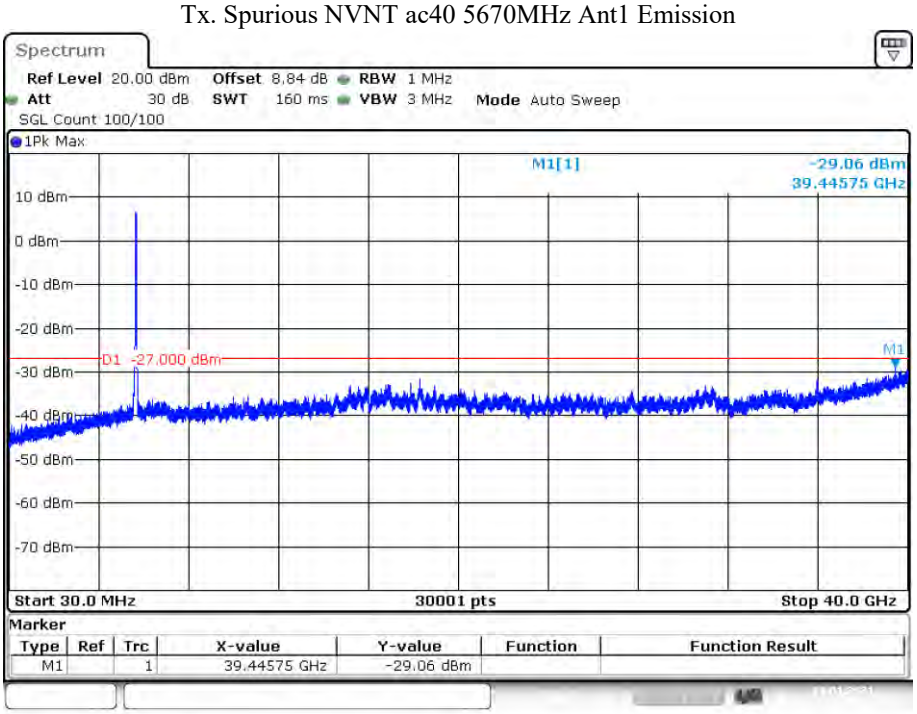

Date: 19.JAN.2021 03:55:15

Tx. Spurious NVNT ac80 5530MHz Ant1 Emission

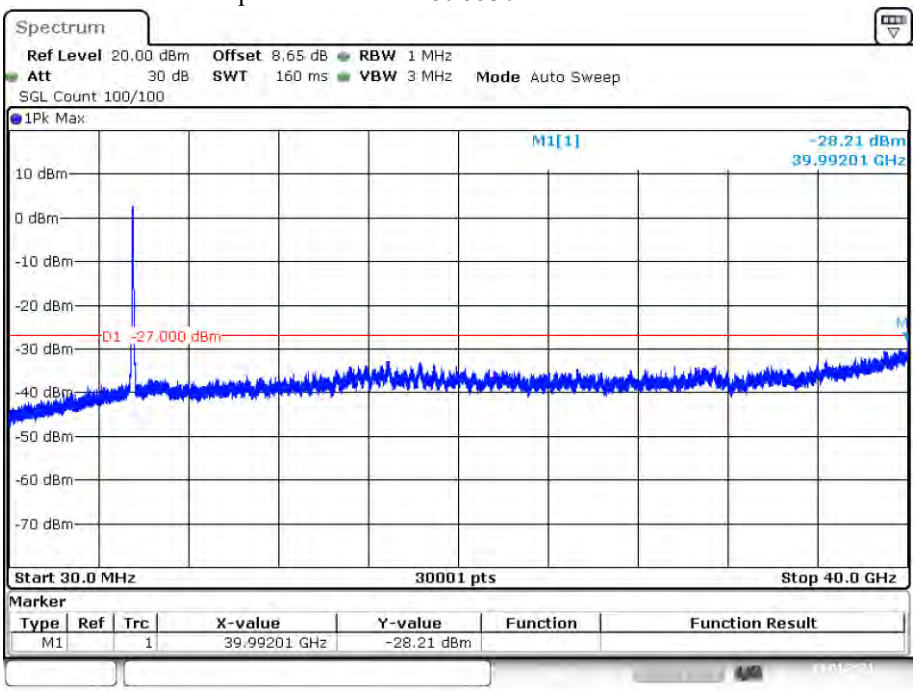

Date: 19.JAN.2021 04:00:17

Tx. Spurious NVNT n20 5500MHz Ant1 Emission

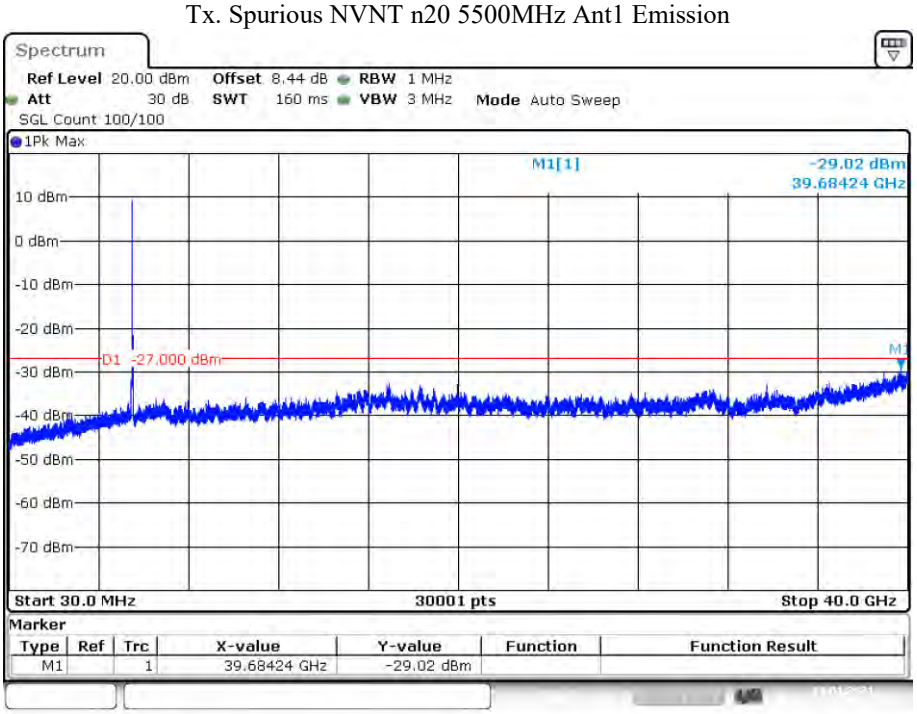

Date: 19.JAN.2021 03:15:40

Tx. Spurious NVNT n20 5580MHz Ant1 Emission

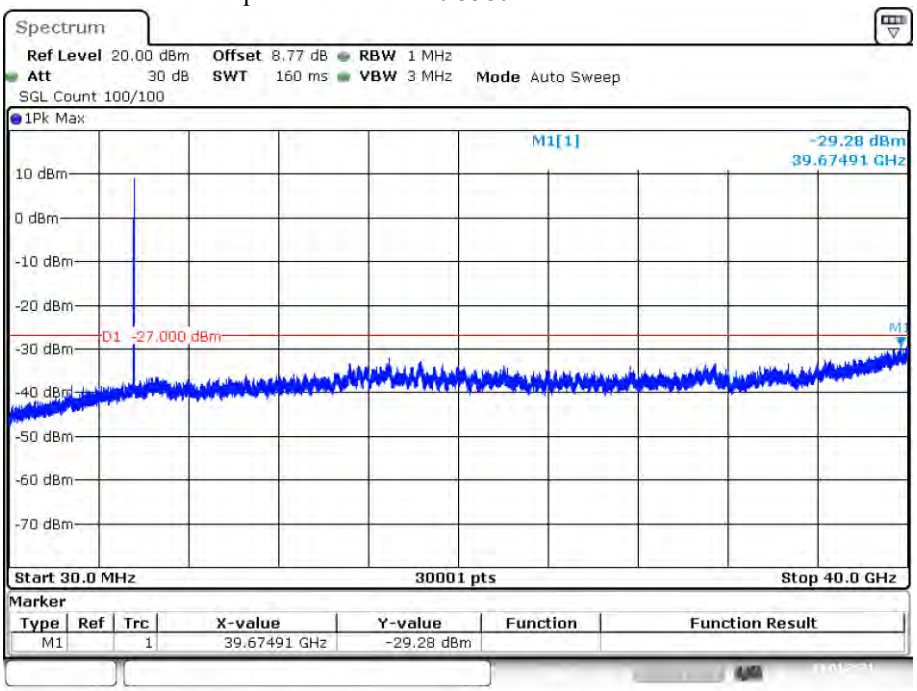

Date: 19.JAN.2021 03:18:38

Tx. Spurious NVNT n20 5700MHz Ant1 Emission

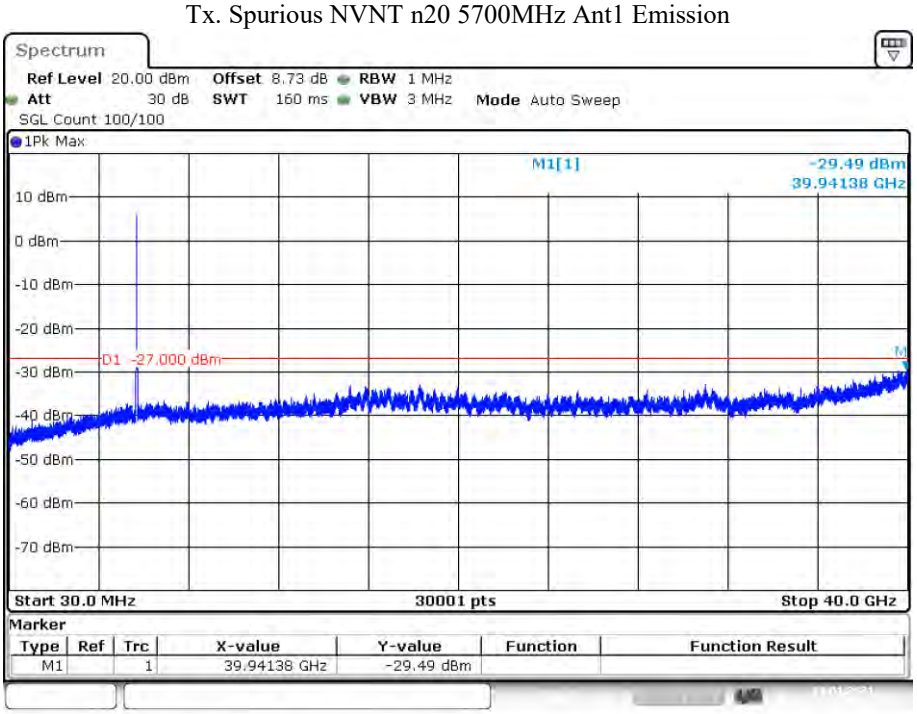

Date: 19.JAN.2021 03:22:36

Tx. Spurious NVNT n40 5510MHz Ant1 Emission

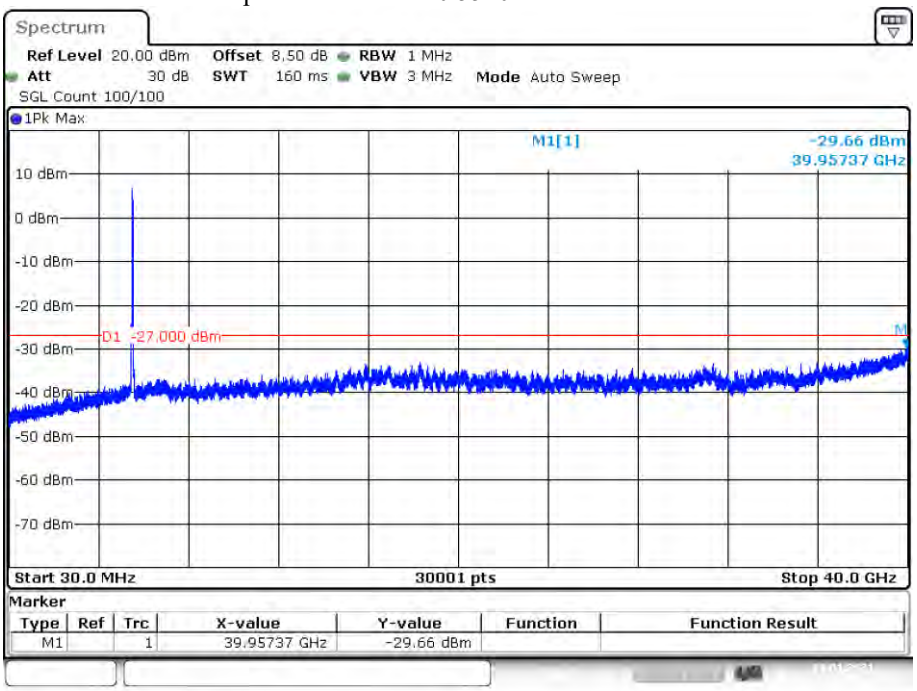

Date: 19.JAN.2021 03:38:44

Tx. Spurious NVNT n40 5670MHz Ant1 Emission

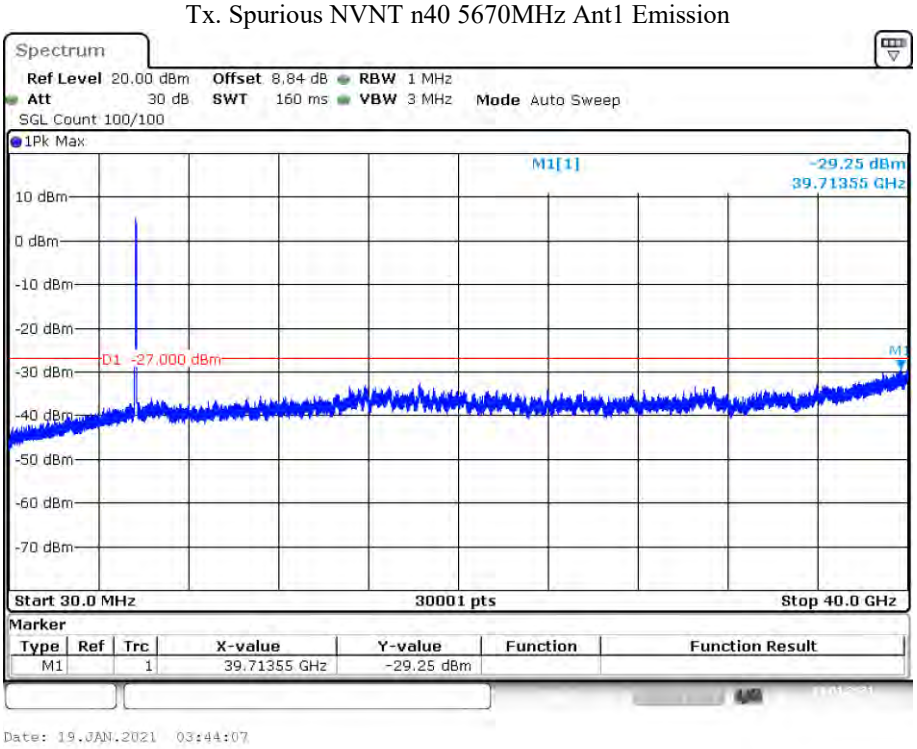

Conducted RF Spurious Emission

Condition	Mode	Frequency (MHz)	Antenna	Max Value (dBc)	Limit (dBc)	Verdict
NVNT	a	5745	Ant1	-29.34	-27	Pass
NVNT	a	5785	Ant1	-29.54	-27	Pass
NVNT	a	5825	Ant1	-29.26	-27	Pass
NVNT	ac20	5745	Ant1	-28.88	-27	Pass
NVNT	ac20	5785	Ant1	-28.7	-27	Pass
NVNT	ac20	5825	Ant1	-29.08	-27	Pass
NVNT	ac40	5755	Ant1	-29.6	-27	Pass
NVNT	ac40	5795	Ant1	-29.76	-27	Pass
NVNT	ac80	5775	Ant1	-29.34	-27	Pass
NVNT	n20	5745	Ant1	-27.53	-27	Pass
NVNT	n20	5785	Ant1	-28.65	-27	Pass
NVNT	n20	5825	Ant1	-28.57	-27	Pass
NVNT	n40	5755	Ant1	-29.25	-27	Pass
NVNT	n40	5795	Ant1	-29.53	-27	Pass

Tx. Spurious NVNT a 5745MHz Ant1 Emission

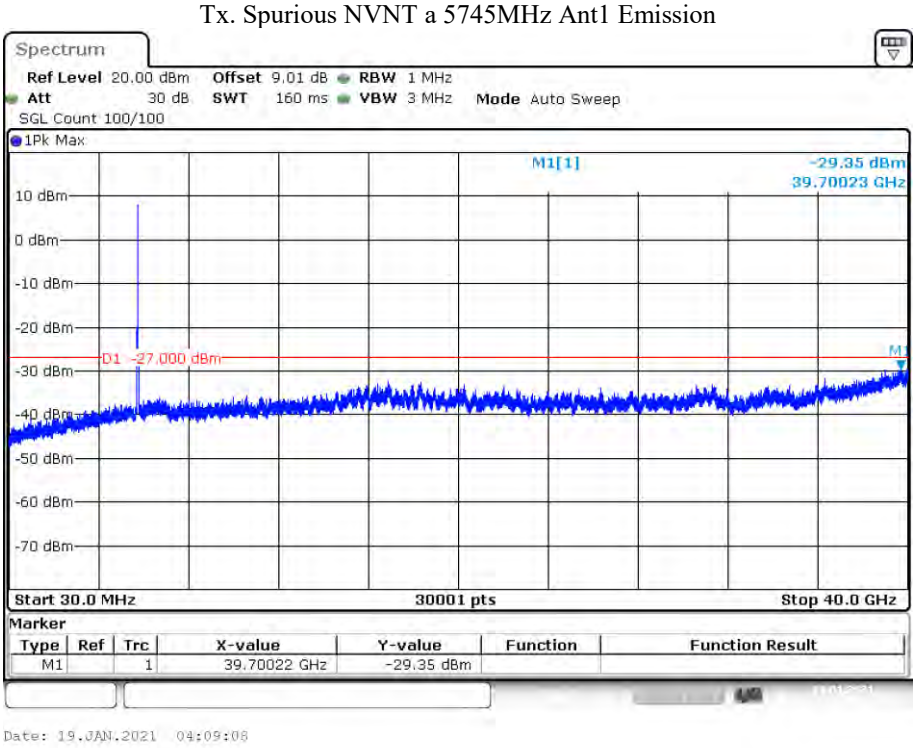

Tx. Spurious NVNT a 5785MHz Ant1 Emission

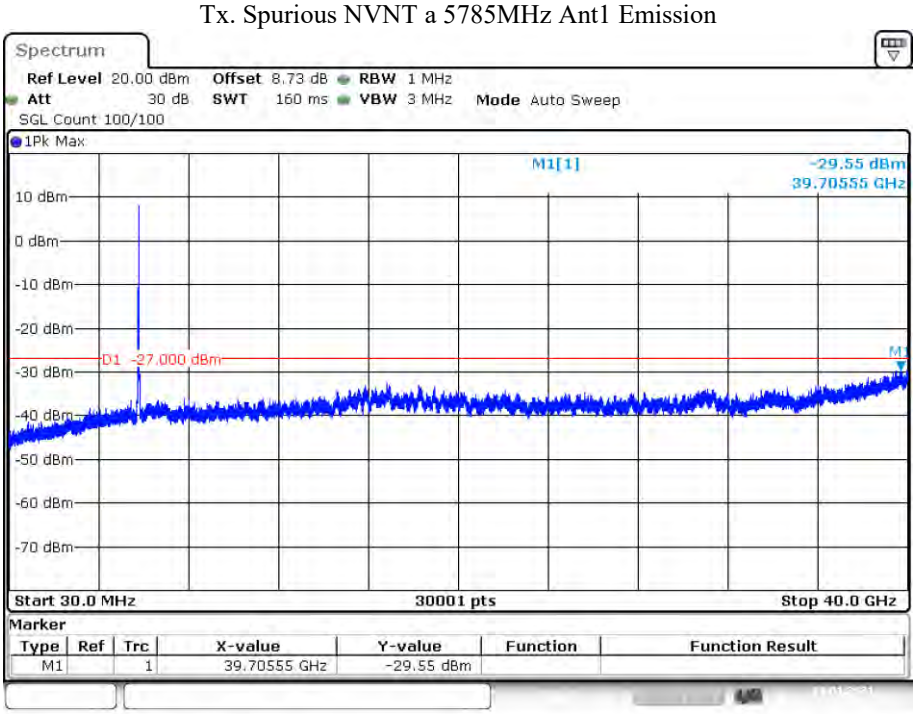

Date: 19.JAN.2021 04:11:55

Tx. Spurious NVNT a 5825MHz Ant1 Emission

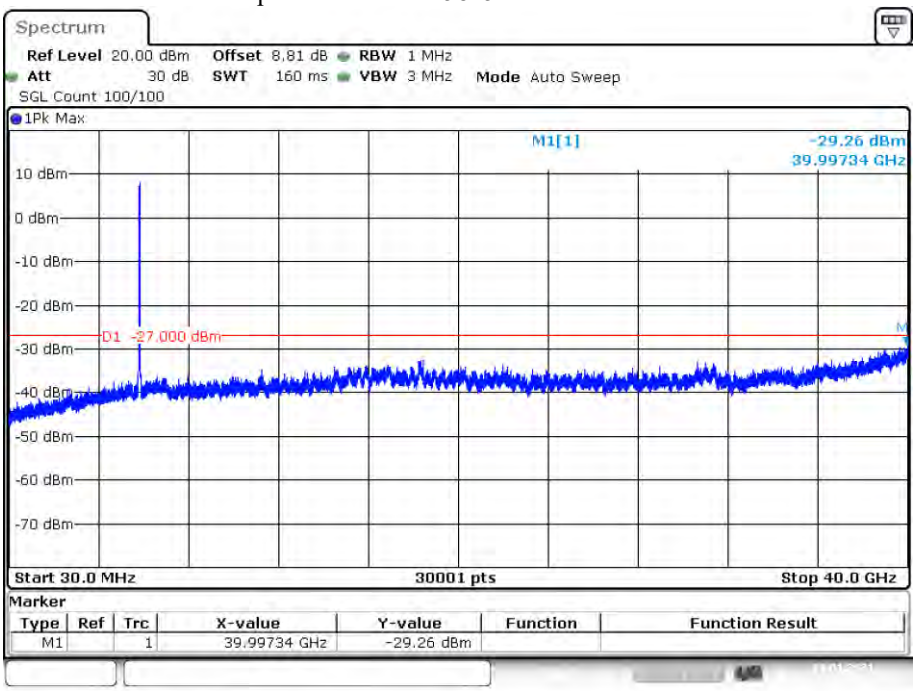

Date: 19.JAN.2021 04:14:38

Tx. Spurious NVNT ac20 5745MHz Ant1 Emission

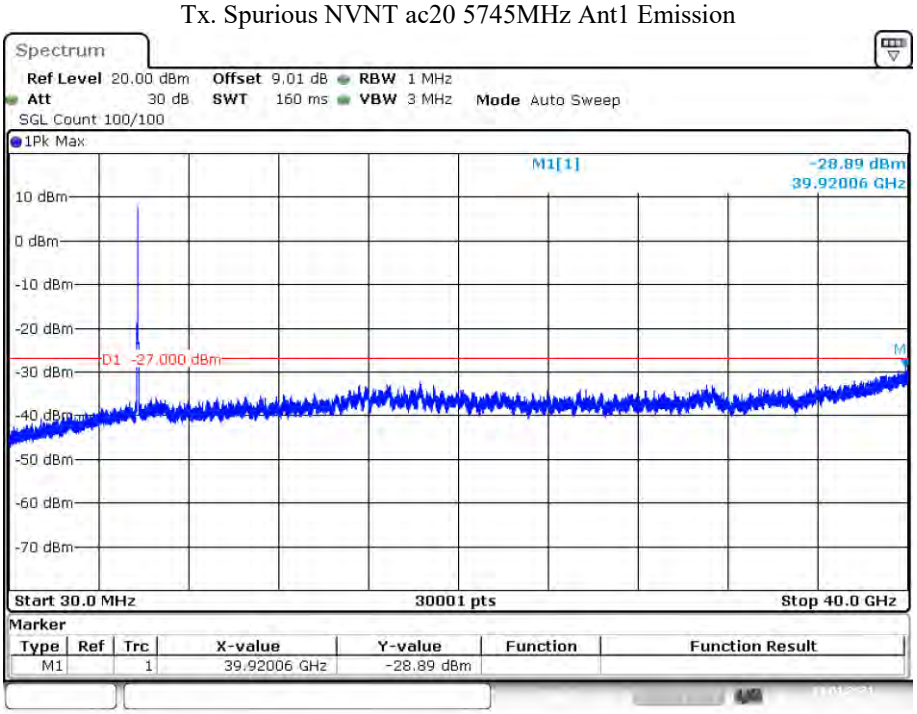

Date: 19.JAN.2021 04:27:48

Tx. Spurious NVNT ac20 5785MHz Ant1 Emission

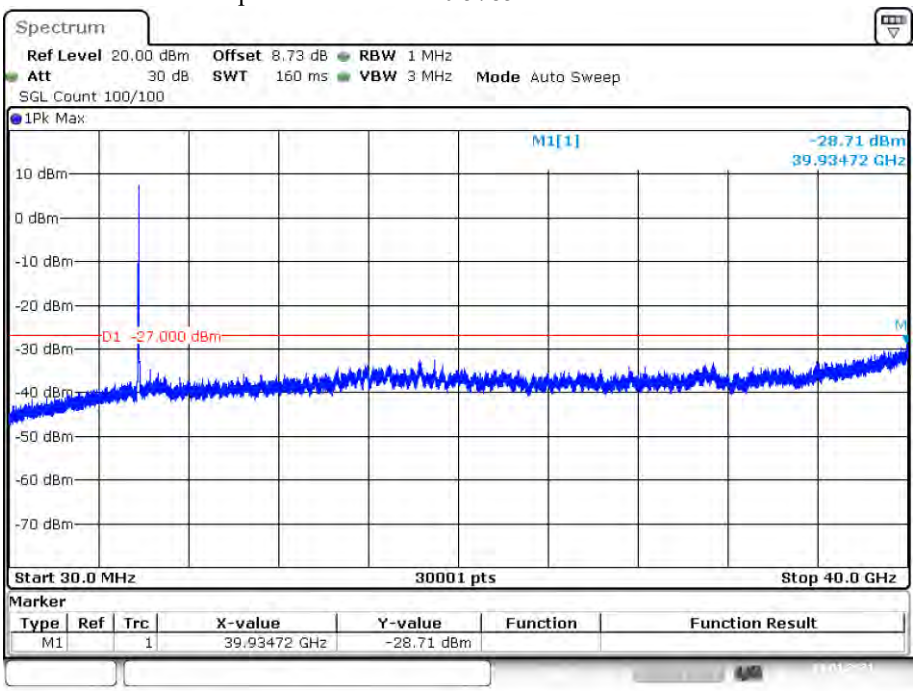

Date: 19.JAN.2021 04:30:56

Tx. Spurious NVNT ac20 5825MHz Ant1 Emission

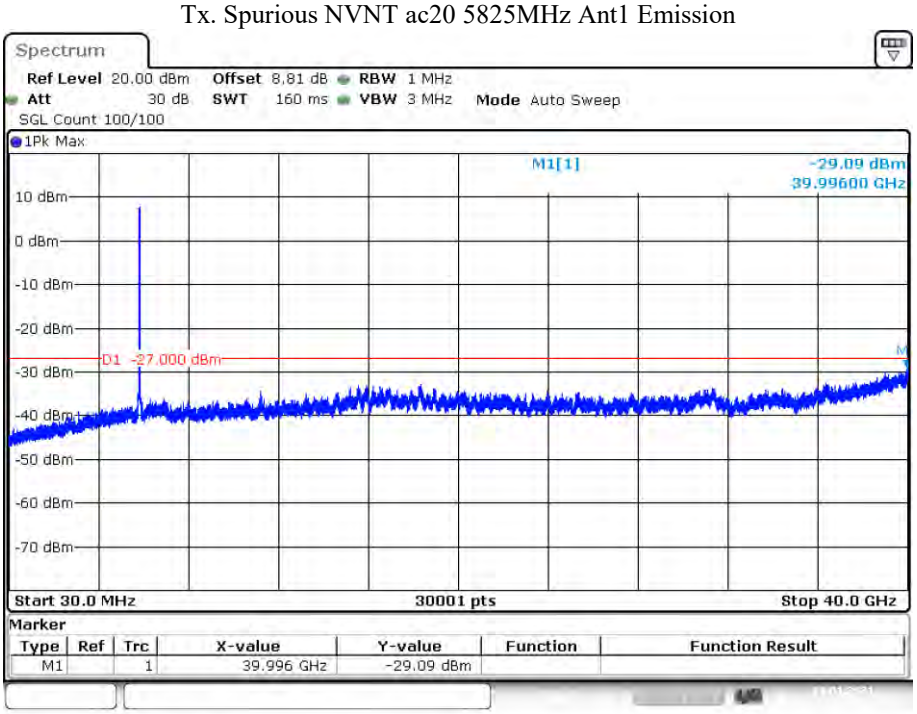

Date: 19.JAN.2021 04:34:15

Tx. Spurious NVNT ac40 5755MHz Ant1 Emission

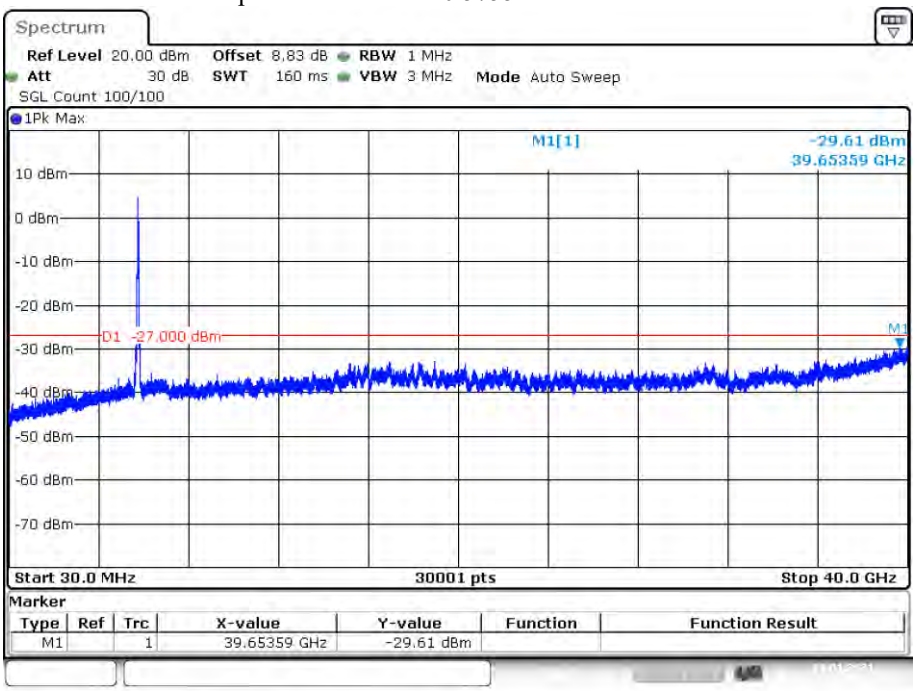

Date: 19.JAN.2021 05:08:29

Tx. Spurious NVNT ac40 5795MHz Ant1 Emission

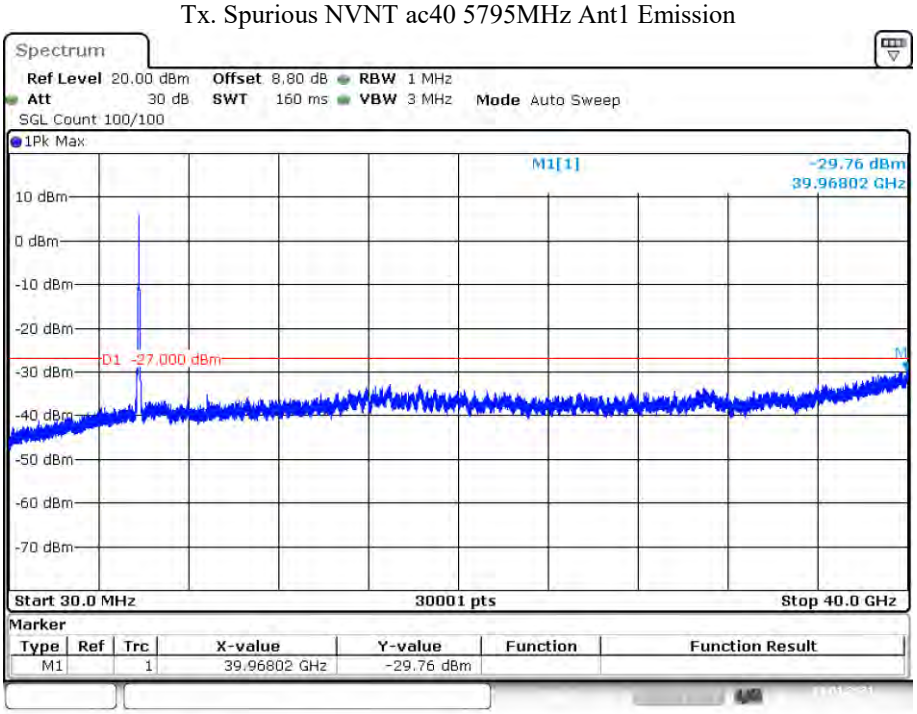

Date: 19.JAN.2021 05:11:38

Tx. Spurious NVNT ac80 5775MHz Ant1 Emission

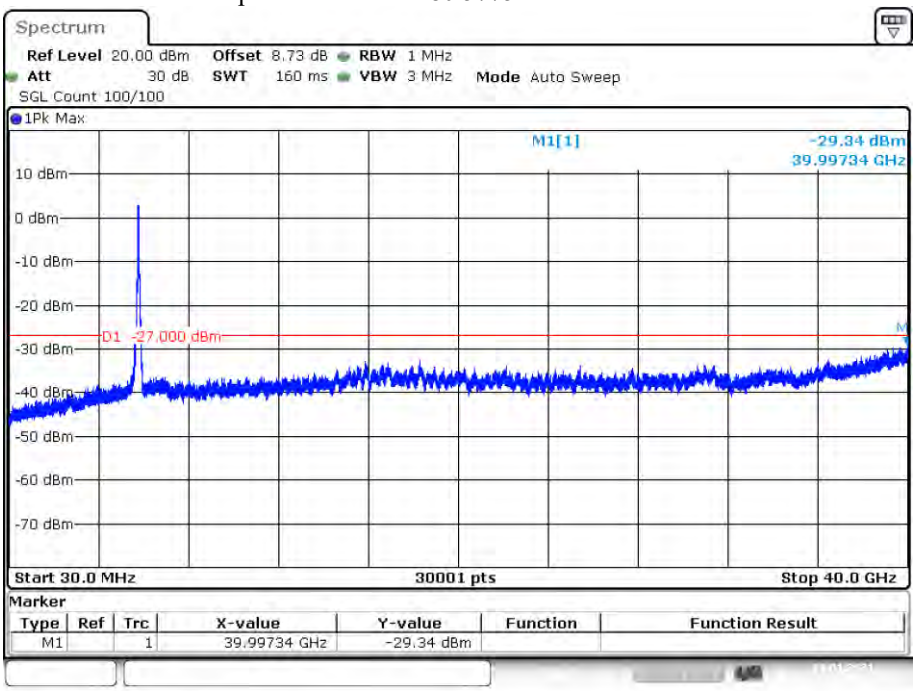

Date: 19.JAN.2021 05:15:07

Tx. Spurious NVNT n20 5745MHz Ant1 Emission

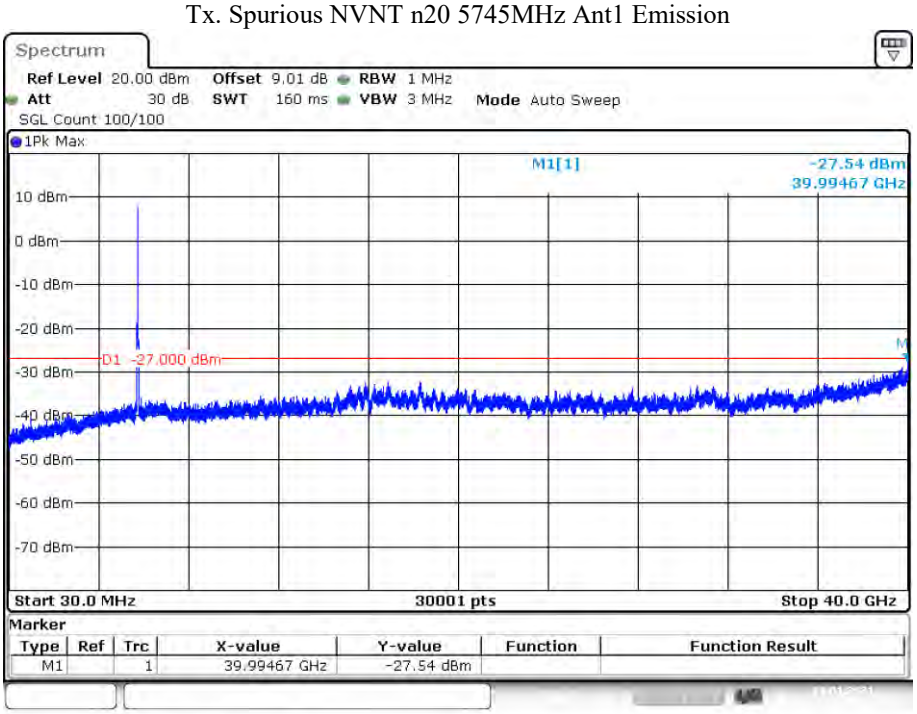

Date: 19.JAN.2021 04:17:38

Tx. Spurious NVNT n20 5785MHz Ant1 Emission

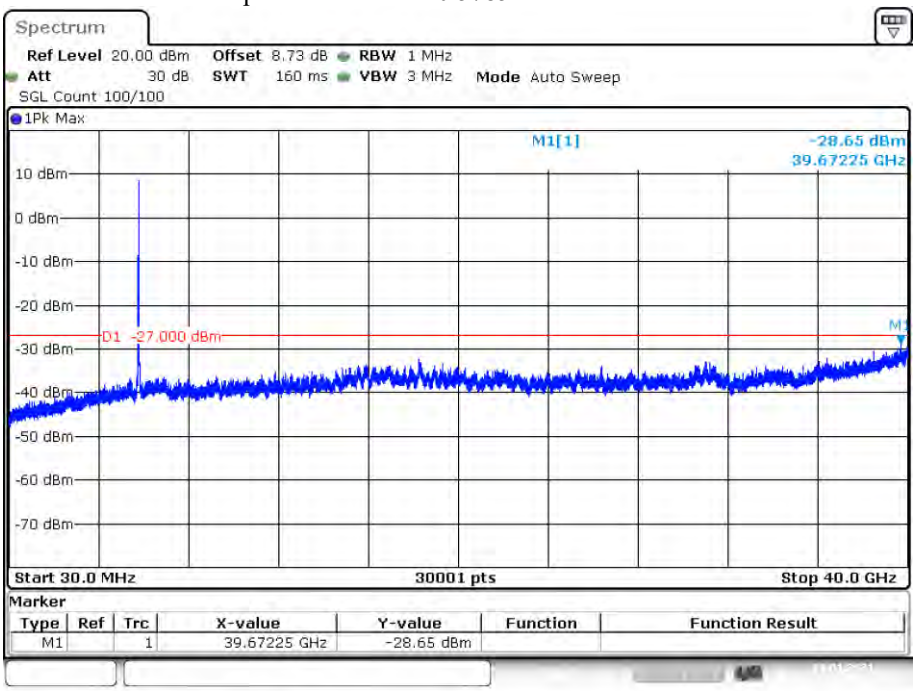

Date: 19.JAN.2021 04:21:23

Tx. Spurious NVNT n20 5825MHz Ant1 Emission

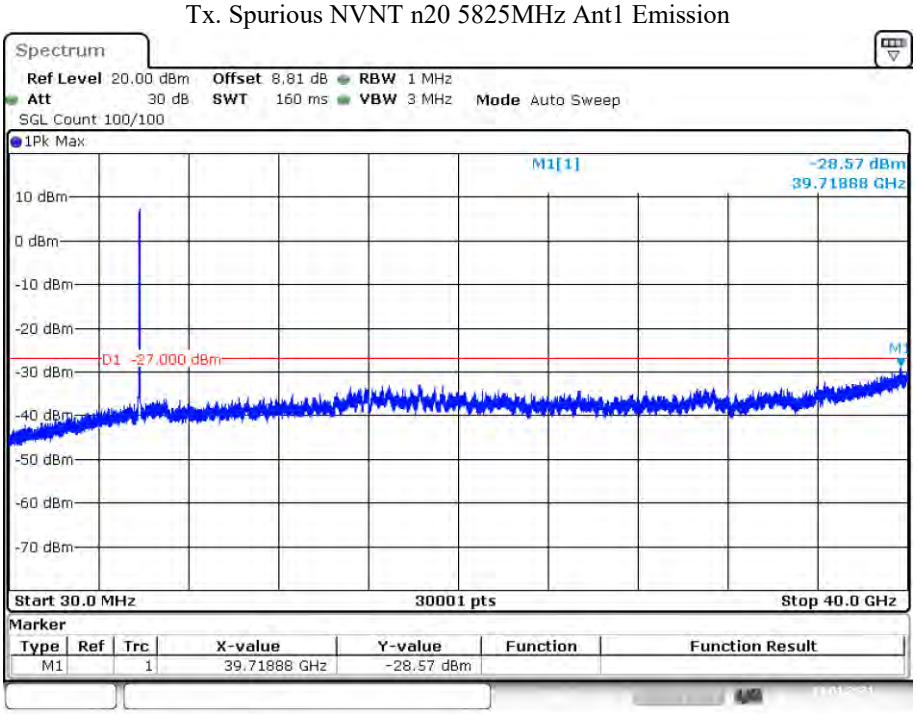

Date: 19.JAN.2021 04:24:32

Tx. Spurious NVNT n40 5755MHz Ant1 Emission

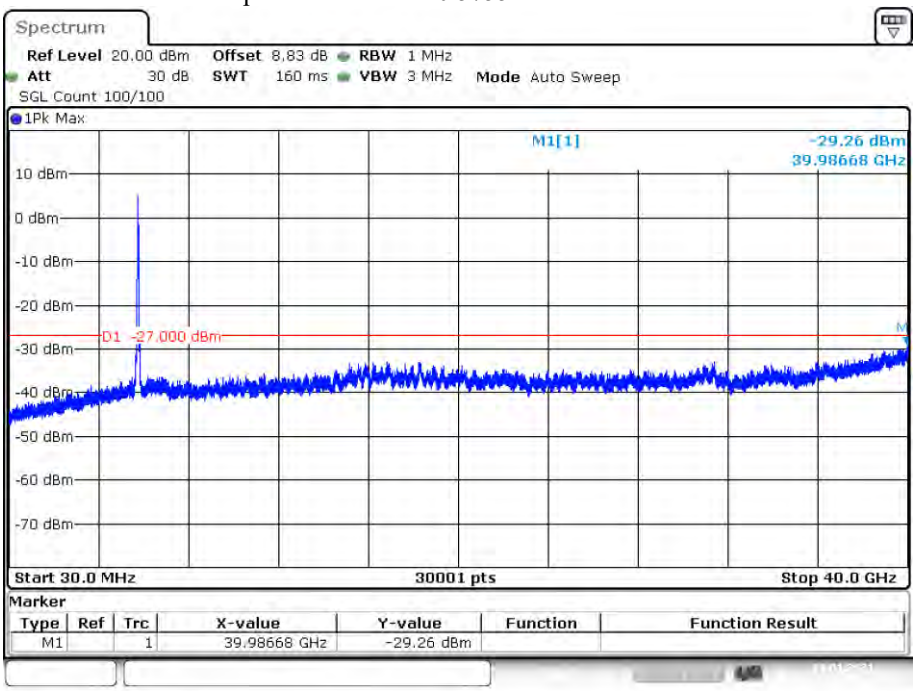

Date: 19.JAN.2021 05:00:16

Tx. Spurious NVNT n40 5795MHz Ant1 Emission

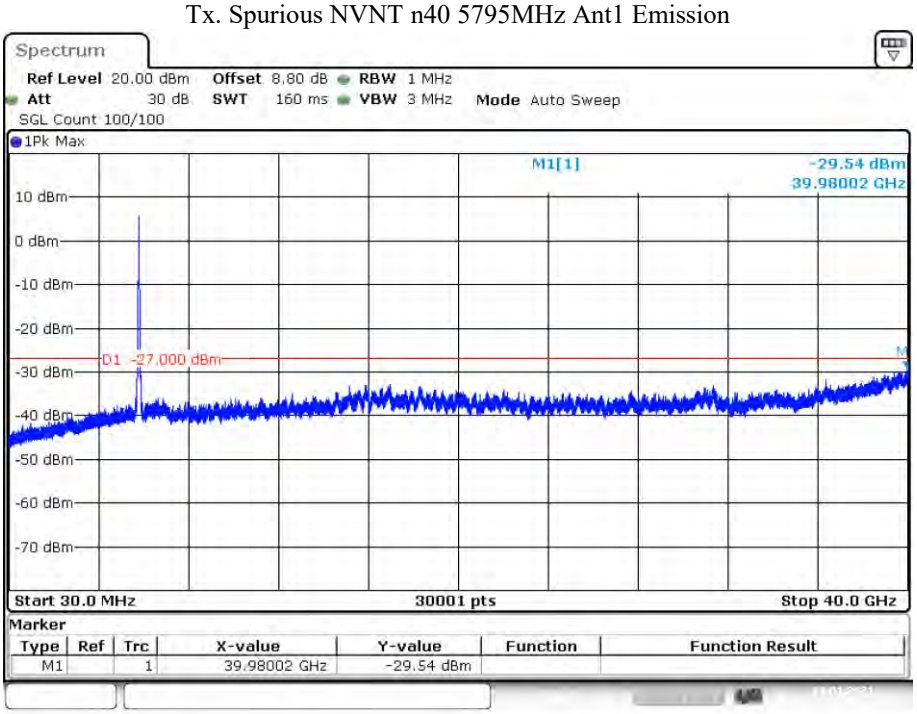

Date: 19.JAN.2021 05:05:16

4.8 Frequency stability

Test limit	Manufacturers of U-NII devices are responsible for ensuring frequency stability such that an emission is maintained within the band of operation under all conditions of normal operation as specified in the user's manual.
Test results:	Pass

Measurement Data:

Mode	Voltage (V)	FHL (5180MHz)	Deviation (KHz)	FHH (5240MHz)	Deviation (KHz)
Band 1 (5150-5250 MHz)	DC 10.8V	5180.006	6	5240.012	12
	DC 12V	5180.006	6	5240.012	12
	DC 13.2V	5180.006	6	5240.012	12
Mode	Voltage (V)	FHL (5260MHz)	Deviation (KHz)	FHH (5320MHz)	Deviation (KHz)
Band 2 (5250-5350 MHz)	DC 10.8V	5260.003	3	5320.001	1
	DC 12V	5260.003	3	5320.001	1
	DC 13.2V	5260.003	3	5320.001	1
Mode	Voltage (V)	FHL (5500MHz)	Deviation (KHz)	FHH (5700MHz)	Deviation (KHz)
Band 3 (5470-5725 MHz)	DC 10.8V	5500.004	4	5700.002	2
	DC 12V	5500.004	4	5700.002	2
	DC 13.2V	5500.004	4	5700.002	2
Mode	Voltage (V)	FHL (5745MHz)	Deviation (KHz)	FHH (5825MHz)	Deviation (KHz)
Band 4 (5725-5850 MHz)	DC 10.8V	5745.011	11	5824.991	9
	DC 12V	5745.011	11	5824.991	9
	DC 13.2V	5745.011	11	5824.991	9

Mode	Voltage (V)	FHL (5180MHz)	Deviation (KHz)	FHH (5240MHz)	Deviation (KHz)
Band 1 (5150-5250 MHz)	-10℃	5179.985	15	5239.976	24
	-5℃	5179.984	16	5239.982	18
	0℃	5179.985	15	5239.988	12
	+10℃	5179.991	9	5239.978	22
	+20℃	5179.993	7	5239.977	23
	+30℃	5179.995	5	5239.988	12
	+40℃	5179.988	12	5239.983	17
	+50℃	5179.989	11	5239.984	16
	+60℃	5179.983	17	5239.985	15
Mode	Voltage (V)	FHL (5260MHz)	Deviation (KHz)	FHH (5320MHz)	Deviation (KHz)
Band 2 (5250-5350 MHz)	-10℃	5259.983	17	5319.984	16
	-5℃	5259.985	15	5319.986	14
	0℃	5259.984	16	5319.988	12
	+10℃	5259.978	22	5319.983	17
	+20℃	5259.984	16	5319.983	17
	+30℃	5259.978	22	5319.981	19
	+40℃	5259.978	22	5319.985	15
	+50℃	5259.988	12	5319.995	5
	+60℃	5259.988	12	5319.986	14

Mode	Voltage (V)	FHL (5500MHz)	Deviation (KHz)	FHH (5700MHz)	Deviation (KHz)
Band 3 (5470-5725 MHz)	-10℃	5499.985	15	5699.984	16
	-5℃	5499.978	22	5699.985	15
	0℃	5499.989	11	5699.989	11
	+10℃	5499.978	22	5699.983	17
	+20℃	5499.978	22	5699.984	16
	+30℃	5499.985	15	5699.985	15
	+40℃	5499.978	22	5699.988	12
	+50℃	5499.979	21	5699.989	11
	+60℃	5499.977	23	5699.987	13
Mode	Voltage (V)	FHL (5745MHz)	Deviation (KHz)	FHH (5825MHz)	Deviation (KHz)
Band 4 (5725-5850 MHz)	-10℃	5744.987	13	5824.994	6
	-5℃	5744.974	26	5824.991	9
	0℃	5744.977	23	5824.989	11
	+10℃	5744.989	11	5824.992	8
	+20℃	5744.978	22	5824.999	1
	+30℃	5744.984	16	5824.984	16
	+40℃	5744.993	7	5824.993	7
	+50℃	5744.994	6	5824.994	6
	+60℃	5744.995	5	5824.995	5

--------END OF THE REPORT-------