U-NII-2C, 802.11ac VHT40
Carrier frequency (MHz): 5510

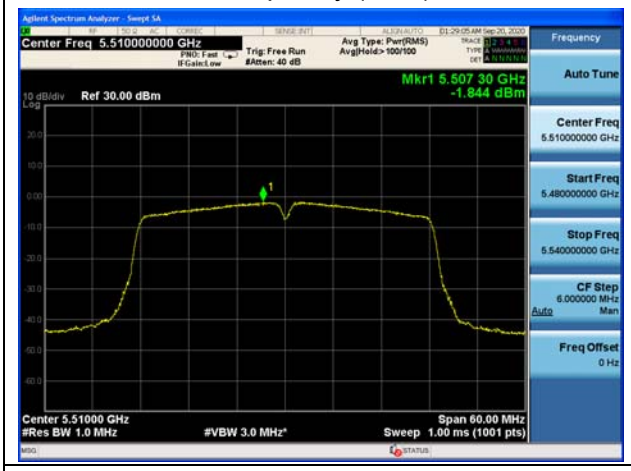

U-NII-2C, 802.11ac VHT40
Carrier frequency (MHz): 5630

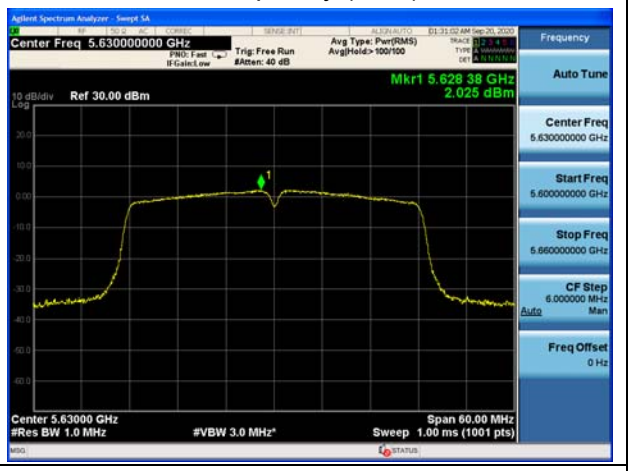

U-NII-2C, 802.11ac VHT40
Carrier frequency (MHz): 5550

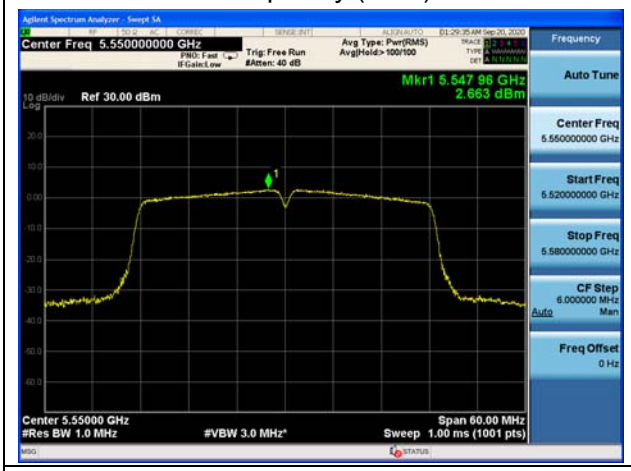

U-NII-2C, 802.11ac VHT40
Carrier frequency (MHz): 5670

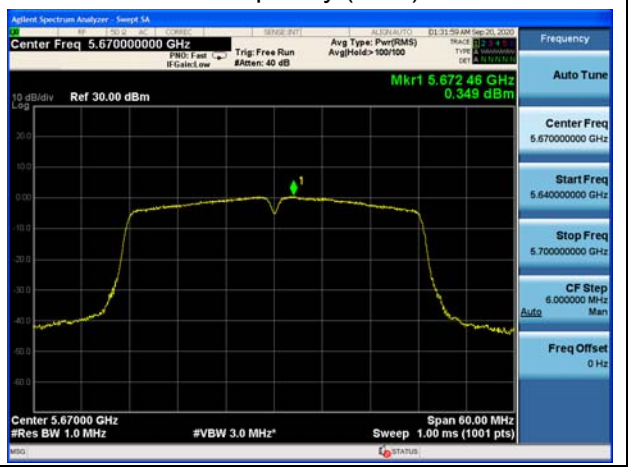

U-NII-2C, 802.11ac VHT40
Carrier frequency (MHz): 5590

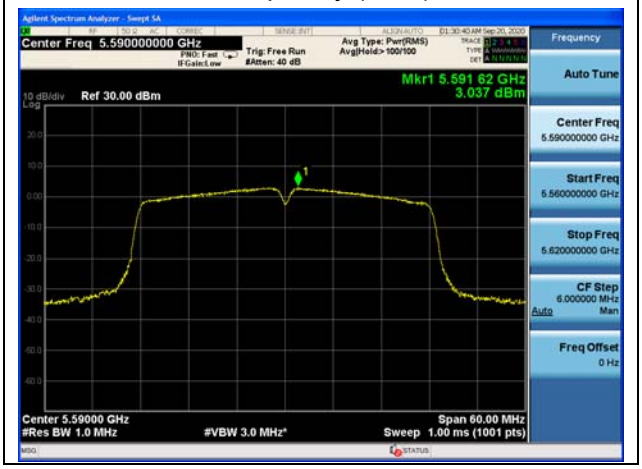

This report shall not be reproduced except in full, without the written approval of TA Technology (Shanghai) Co., Ltd.

U-NII-2C, 802.11ac VHT80 Carrier frequency (MHz): 5530	U-NII-2C, 802.11ac VHT80 Carrier frequency (MHz): 5610
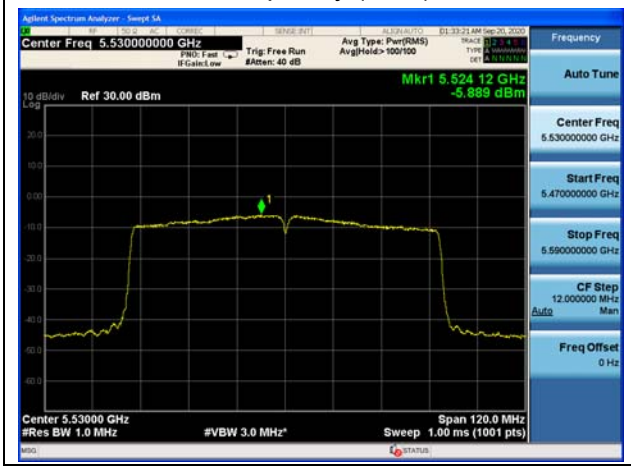	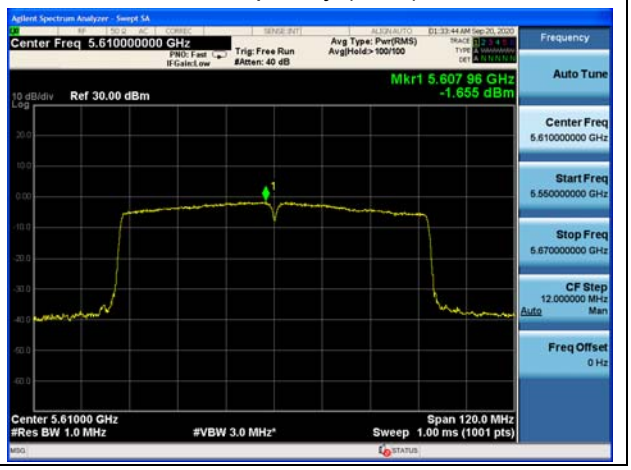

This report shall not be reproduced except in full, without the written approval of TA Technology (Shanghai) Co., Ltd.

U-NII-3, 802.11a

Carrier frequency (MHz): 5745

U-NII-3, 802.11n HT20

Carrier frequency (MHz): 5745

U-NII-3, 802.11a

Carrier frequency (MHz): 5785

U-NII-3, 802.11n HT20

Carrier frequency (MHz): 5785

U-NII-3, 802.11a

Carrier frequency (MHz): 5825

U-NII-3, 802.11n HT20

Carrier frequency (MHz): 5825

This report shall not be reproduced except in full, without the written approval of TA Technology (Shanghai) Co., Ltd.

U-NII-3, 802.11n HT40

Carrier frequency (MHz): 5755

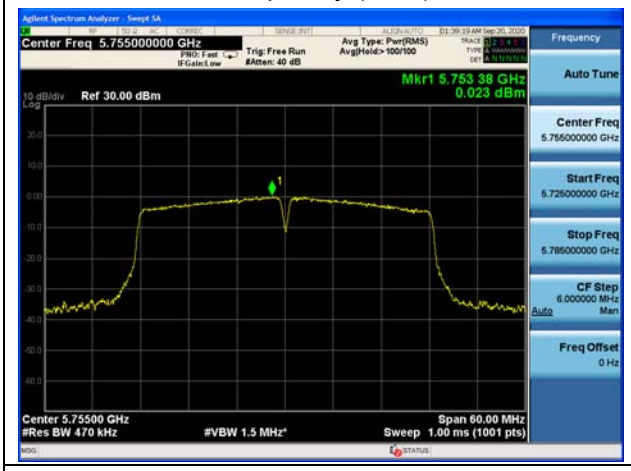

U-NII-3, 802.11ac VHT20

Carrier frequency (MHz): 5745

U-NII-3, 802.11n HT40

Carrier frequency (MHz): 5795

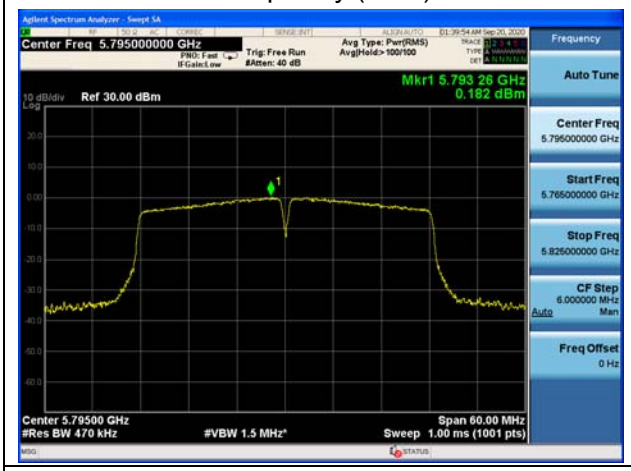

U-NII-3, 802.11ac VHT20

Carrier frequency (MHz): 5785

U-NII-3, 802.11ac VHT40

Carrier frequency (MHz): 5755

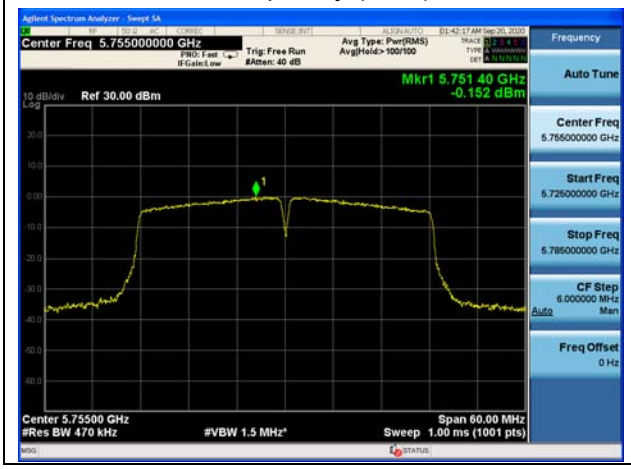

U-NII-3, 802.11ac VHT20

Carrier frequency (MHz): 5825

This report shall not be reproduced except in full, without the written approval of TA Technology (Shanghai) Co., Ltd.

U-NII-3, 802.11ac VHT40 Carrier frequency (MHz): 5795	U-NII-3, 802.11ac VHT80 Carrier frequency (MHz): 5775
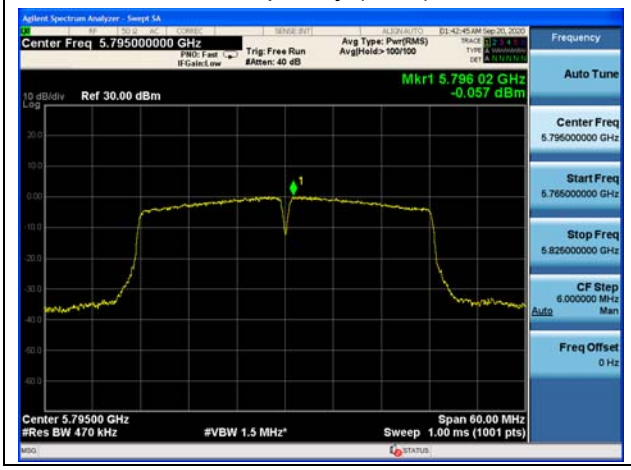	

This report shall not be reproduced except in full, without the written approval of TA Technology (Shanghai) Co., Ltd.

5.5. Unwanted Emission

Ambient condition

Temperature	Relative humidity	Pressure
23°C ~25°C	45%~50%	101.5kPa

Method of Measurement

The test set-up was made in accordance to the general provisions of ANSI C63.10-2013. The Equipment Under Test (EUT) was set up on a non-conductive table in the semi-anechoic chamber. The test was performed at the distance of 3 m between the EUT and the receiving antenna. The radiated emissions measurements were made in a typical installation configuration.
Sweep the whole frequency band range from 9kHz to the 10th harmonic of the carrier, and the emissions less than 20 dB below the permissible value are reported.

During the test, the height of receive antenna shall be moved from 1 to 4 meters, and the antenna shall be performed under horizontal and vertical polarization. The turntable shall be rotated from 0 to 360 degrees for detecting the maximum of radiated spurious signal level. The measurements shall be repeated with orthogonal polarization of the test antenna. The data of cable loss and antenna factor has been calibrated in full testing frequency range before the testing.
Set the spectrum analyzer in the following:
9kHz~150 kHz
RBW=200Hz, VBW=1kHz/ Sweep=AUTO
150 kHz~30MHz
RBW=9KHz, VBW=30KHz,/ Sweep=AUTO
Below 1GHz
RBW=100kHz / VBW=300kHz / Sweep=AUTO
a) Peak emission levels are measured by setting the instrument as follows:
Above 1GHz
PEAK: RBW=1MHz VBW=3MHz/ Sweep=AUTO
b) Average emission levels are measured by setting the instrument as follows:
Above 1GHz
AVERAGE: RBW=1MHz / VBW=3MHz / Sweep=AUTO
c) Detector: The measurements employing a CISPR quasi-peak detector except for the frequency bands 9-90 kHz, 110-490 kHz and above 1000 MHz. Radiated emission limits in these three bands are based on measurements employing an average detector.
d) Averaging type = power (i.e., rms) (As an alternative, the detector and averaging type may be set for linear voltage averaging. Some instruments require linear display mode to use linear voltage averaging. Log or dB averaging shall not be used.)
e) Sweep time = auto.
f) Perform a trace average of at least 100 traces if the transmission is continuous. If the transmission is not continuous, then the number of traces shall be increased by a factor of 1 / D, where D is the duty cycle. For example, with 50% duty cycle, at least 200 traces shall be averaged. (If a specific

This report shall not be reproduced except in full, without the written approval of TA Technology (Shanghai) Co., Ltd.

emission is demonstrated to be continuous—i.e., 100% duty cycle—then rather than turning ON and OFF with the transmit cycle, at least 100 traces shall be averaged.)

g) If tests are performed with the EUT transmitting at a duty cycle less than 98%, then a correction factor shall be added to the measurement results prior to comparing with the emission limit, to compute the emission level that would have been measured had the test been performed at 100% duty cycle. The correction factor is computed as follows:

1) If power averaging (rms) mode was used in the preceding step e), then the correction factor is [10 log (1 / D)], where D is the duty cycle. For example, if the transmit duty cycle was 50%, then 3 dB shall be added to the measured emission levels.

2) If linear voltage averaging mode was used in the preceding step e), then the correction factor is [20 log (1 / D)], where D is the duty cycle. For example, if the transmit duty cycle was 50%, then 6 dB shall be added to the measured emission levels.

3) If a specific emission is demonstrated to be continuous (100% duty cycle) rather than turning ON and OFF with the transmit cycle, then no duty cycle correction is required for that emission.

Reduce the video bandwidth until no significant variations in the displayed signal are observed in subsequent traces, provided the video bandwidth is no less than 1 Hz. For regulatory requirements that specify averaging only over the transmit duration (e.g., digital transmission system [DTS] and Unlicensed National Information Infrastructure [U-NII]), the video bandwidth shall be greater than [1 / (minimum transmitter on time)] and no less than 1 Hz.

The field strength of spurious emission was measured in the following position: EUT stand-up position (Z axis), lie-down position (X, Y axis). The worst emission was found in stand-up position (Z axis) and the loop antenna is vertical, others antenna are vertical and horizontal.

The test is in transmitting mode.

This report shall not be reproduced except in full, without the written approval of TA Technology (Shanghai) Co., Ltd.

9KHz~~~30MHz

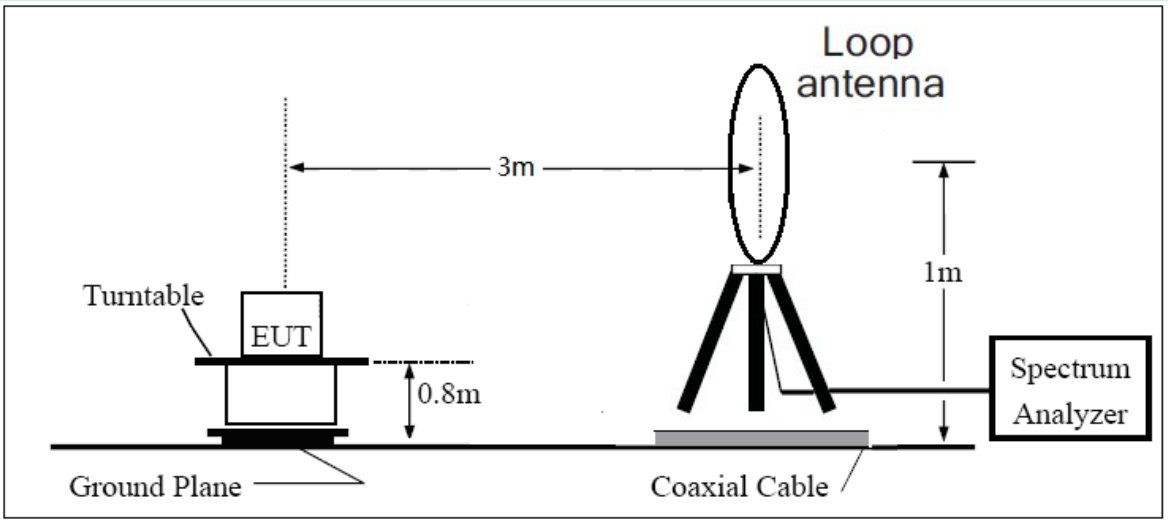

30MHz~~~ 1GHz

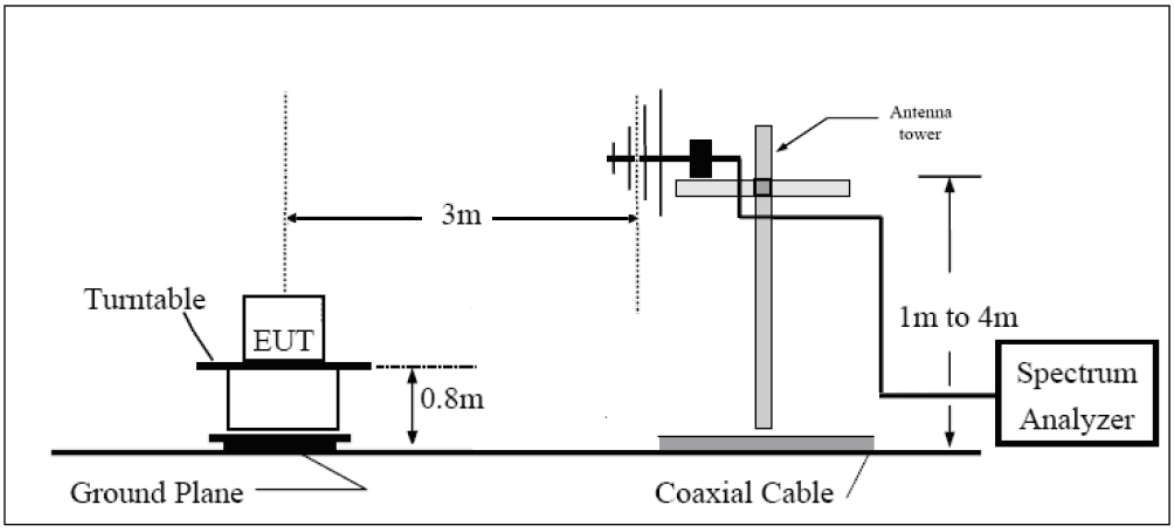

Above 1GHz

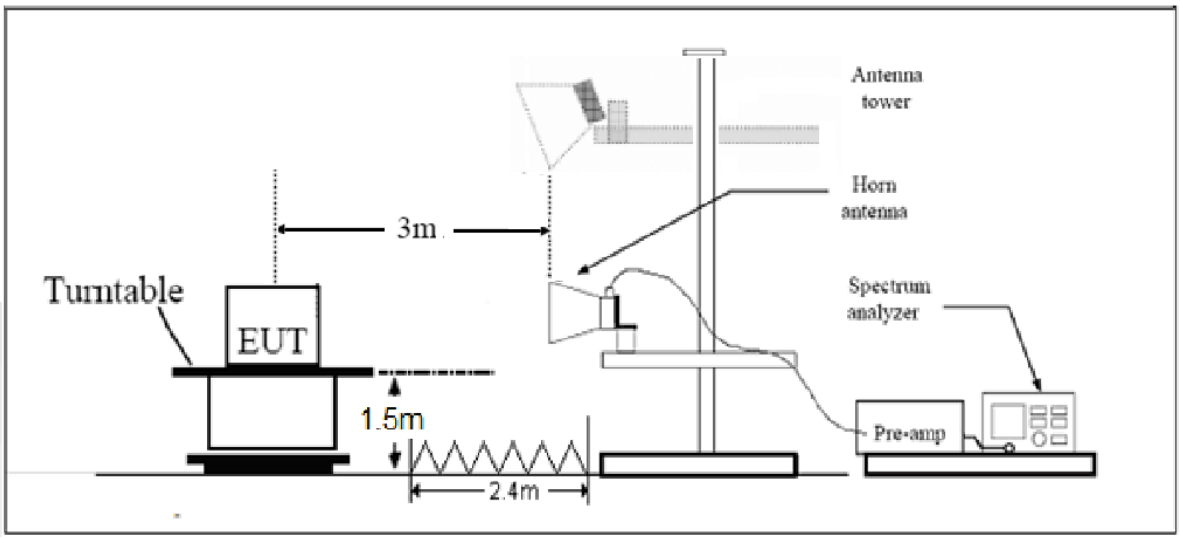

Note: Area side:2.4mX3.6m

This report shall not be reproduced except in full, without the written approval of TA Technology (Shanghai) Co., Ltd.

Limits

(1) For transmitters operating in the 5725-5850 MHz band: All emissions shall be limited to a level of −27 dBm/MHz at 75 MHz or more above or below the band edge increasing linearly to 10 dBm/MHz at 25 MHz above or below the band edge, and from 25 MHz above or below the band edge increasing linearly to a level of 15.6 dBm/MHz at 5 MHz above or below the band edge, and from 5 MHz above or below the band edge increasing linearly to a level of 27 dBm/MHz at the band edge.

(2) For transmitters operating in the 5.15-5.25 GHz band: All emissions outside of the 5.15-5.35 GHz band shall not exceed an e.i.r.p. of −27 dBm/MHz(68.2dBμV/m).

(3) For transmitters operating in the 5.25-5.35 GHz band: All emissions outside of the 5.15-5.35 GHz band shall not exceed an e.i.r.p. of −27 dBm/MHz(68.2dBμV/m).

(4) For transmitters operating in the 5.47-5.725 GHz band: All emissions outside of the 5.47-5.725 GHz band shall not exceed an e.i.r.p. of −27 dBm/MHz(68.2dBμV/m).

Note: the following formula is used to convert the EIRP to field strength

§1、E[dBμV/m] = EIRP[dBm] - 20 log(d[meters]) + 104.77, where E = field strength and

d = distance at which field strength limit is specified in the rules;

§2、E[dBμV/m] = EIRP[dBm] + 95.2, for d = 3 meters

(5) Unwanted spurious emissions fallen in restricted bands per FCC Part15.205 shall comply with the general field strength limits set forth in § 15.209 as below table.

Frequency of emission (MHz)	Field strength(uV/m)	Field strength(dBuV/m)
0.009–0.490	2400/F(kHz)	/
0.490–1.705	24000/F(kHz)	/
1.705–30.0	30	/
30-88	100	40
88-216	150	43.5
216-960	200	46
Above960	500	54

This report shall not be reproduced except in full, without the written approval of TA Technology (Shanghai) Co., Ltd.

MHz	MHz	MHz	GHz
0.090 - 0.110	16.42 - 16.423	399.9 - 410	4.5 - 5.15
[1]0.495 - 0.505	16.69475 - 16.69525	608 - 614	5.35 - 5.46
2.1735 - 2.1905	16.80425 - 16.80475	960 - 1240	7.25 - 7.75
4.125 - 4.128	25.5 - 25.67	1300 - 1427	8.025 - 8.5
4.17725 - 4.17775	37.5 - 38.25	1435 - 1626.5	9.0 - 9.2
4.20725 - 4.20775	73 - 74.6	1645.5 - 1646.5	9.3 - 9.5
6.215 - 6.218	74.8 - 75.2	1660 - 1710	10.6 - 12.7
6.26775 - 6.26825	108 - 121.94	1718.8 - 1722.2	13.25 - 13.4
6.31175 - 6.31225	123 - 138	2200 - 2300	14.47 - 14.5
8.291 - 8.294	149.9 - 150.05	2310 - 2390	15.35 - 16.2
8.362 - 8.366	156.52475 - 156.52525	2483.5 - 2500	17.7 - 21.4
8.37625 - 8.38675	156.7 - 156.9	2690 - 2900	22.01 - 23.12
8.41425 - 8.41475	162.0125 - 167.17	3260 - 3267	23.6 - 24.0
12.29 - 12.293	167.72 - 173.2	3332 - 3339	31.2 - 31.8
12.51975 - 12.52025	240 - 285	3345.8 - 3358	36.43 - 36.5
12.57675 - 12.57725	322 - 335.4	3600 - 4400	([2])
13.36 - 13.41			

Measurement Uncertainty

The assessed measurement uncertainty to ensure 95% confidence level for the normal distribution is with the coverage factor *k* = 1.96.

Frequency	Uncertainty
9KHz-30MHz	3.55 dB
30MHz-200MHz	4.17 dB
200MHz-1GHz	4.84 dB
1-18GHz	4.35 dB
18-26.5GHz	5.90 dB
26.5GHz~40GHz	5.92 dB

This report shall not be reproduced except in full, without the written approval of TA Technology (Shanghai) Co., Ltd.

Test Results:

The modulation and bandwidth are similar for 802.11n mode for 20MHz/40MHz and 802.11ac mode for V20MHz/V40MHz, therefore investigated worst case to representative mode in test report.

The signal beyond the limit is carrier.

U-NII-1

802.11a-Channel 36: Peak

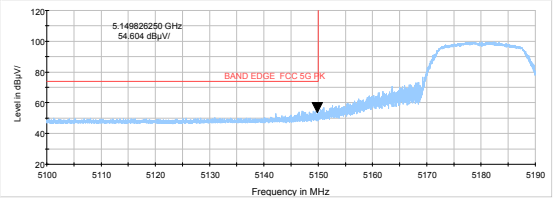

802.11a-Channel 48: Peak

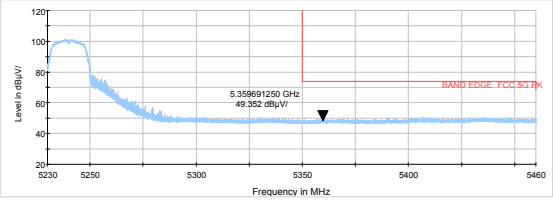

802.11a-Channel 36: Average

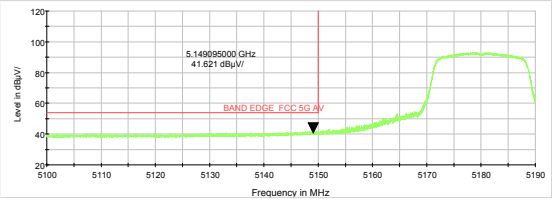

802.11a-Channel 48: Average

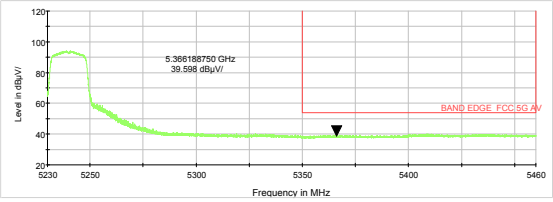

802.11n HT20-Channel 36: Peak

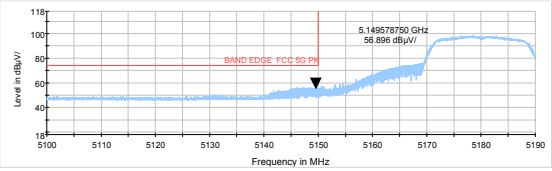

802.11n HT20-Channel 48: Peak

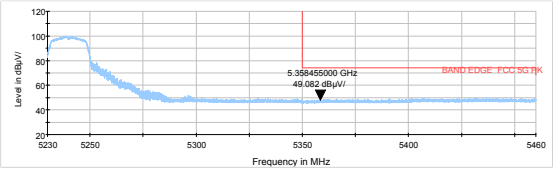

802.11n HT20-Channel 36: Average

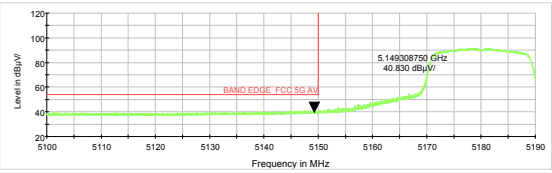

802.11n HT20-Channel 48: Average

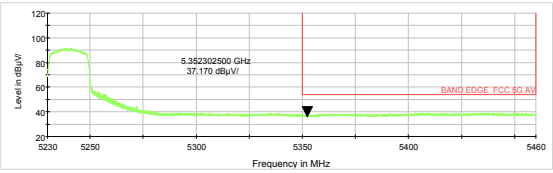

802.11n HT40-Channel 38: Peak

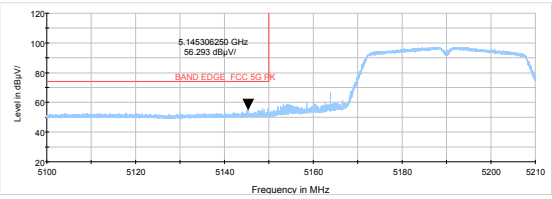

802.11n HT40-Channel 46: Peak

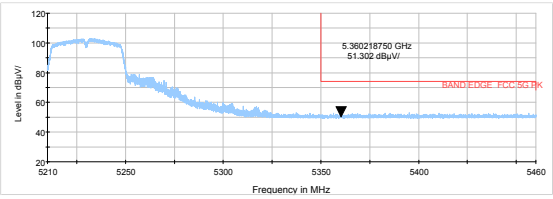

This report shall not be reproduced except in full, without the written approval of TA Technology (Shanghai) Co., Ltd.

802.11n HT40-Channel 38: Average	802.11n HT40-Channel 46: Average
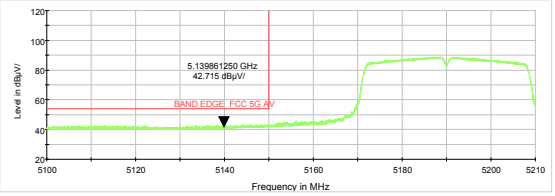	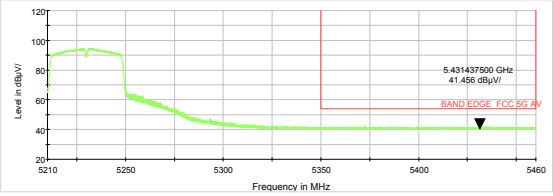
802.11ac VHT80 –Channel 42: Peak	**802.11ac VHT80- Channel 42: Average**
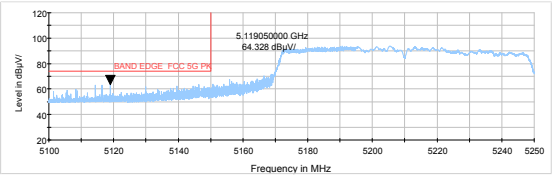	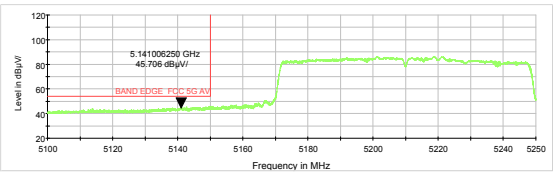

This report shall not be reproduced except in full, without the written approval of TA Technology (Shanghai) Co., Ltd.

U-NII-2A

802.11a-Channel 52: Peak

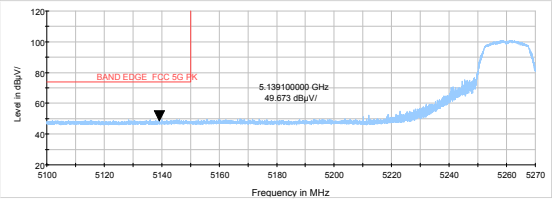

802.11a-Channel 64: Peak

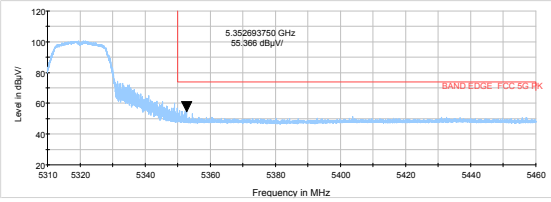

802.11a-Channel 52: Average

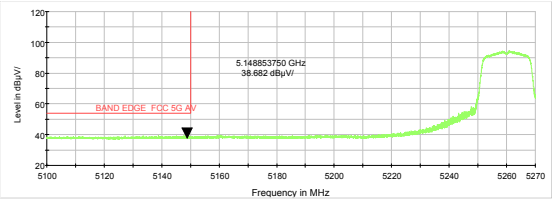

802.11a-Channel 64: Average

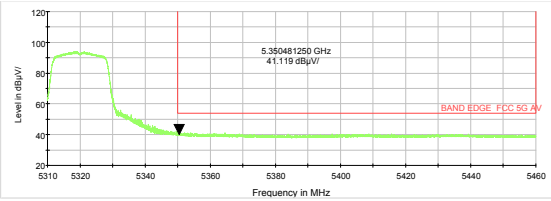

802.11n HT20-Channel 52: Peak

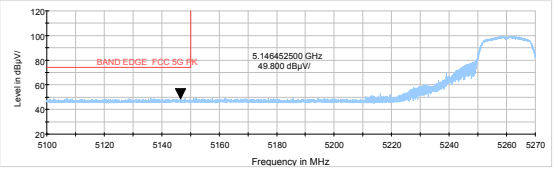

802.11n HT20-Channel 64: Peak

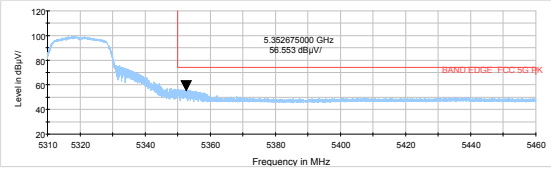

802.11n HT20-Channel 52: Average

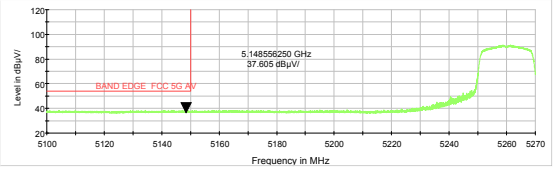

802.11n HT20-Channel 64: Average

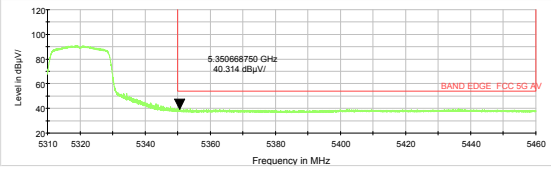

802.11n HT40-Channel 54: Peak

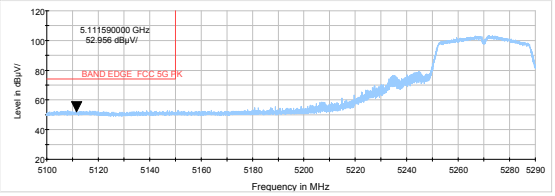

802.11n HT40-Channel 62: Peak

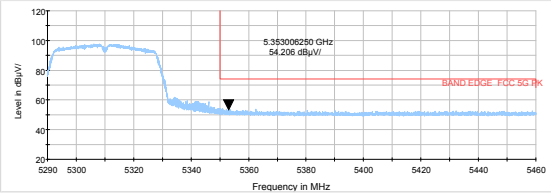

802.11n HT40-Channel 54: Average

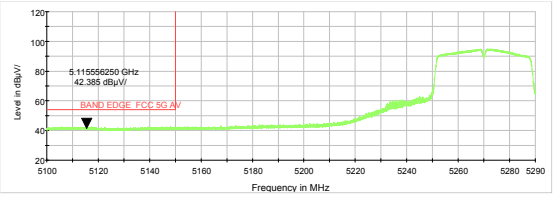

802.11n HT40-Channel 62: Average

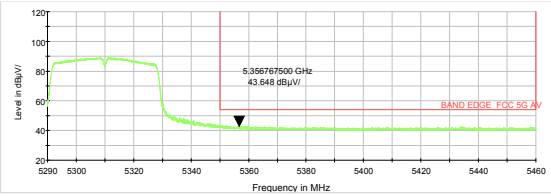

This report shall not be reproduced except in full, without the written approval of TA Technology (Shanghai) Co., Ltd.

802.11ac VHT80 –Channel 58: Peak	802.11ac VHT80- Channel 58: Average
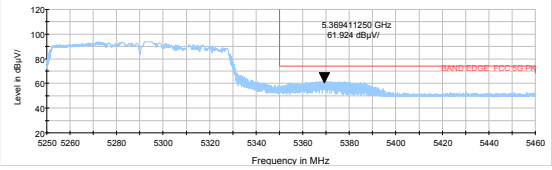	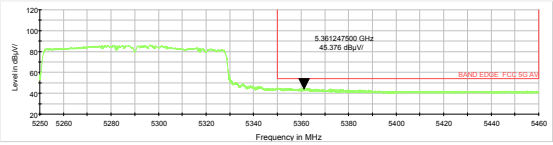

This report shall not be reproduced except in full, without the written approval of TA Technology (Shanghai) Co., Ltd.

U-NII-2C

802.11a-Channel 100: Peak

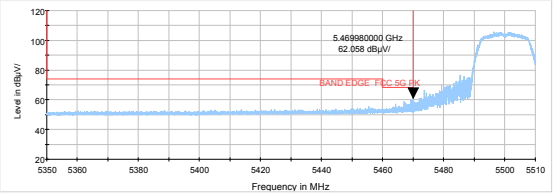

802.11n HT20-Channel 100: Peak

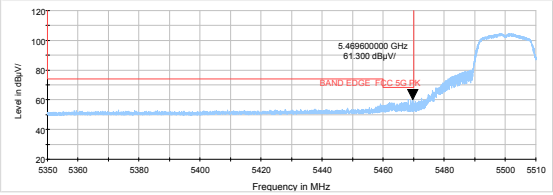

802.11a-Channel 100: Average

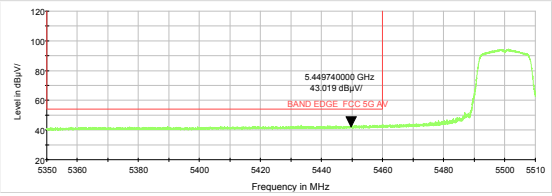

802.11n HT20-Channel 100: Average

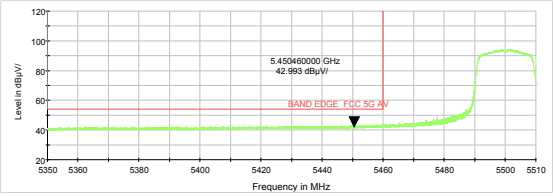

802.11a-Channel 140: Peak

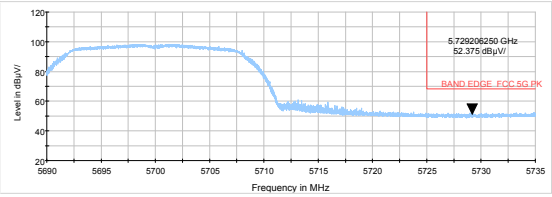

802.11n HT20-Channel 140: Peak

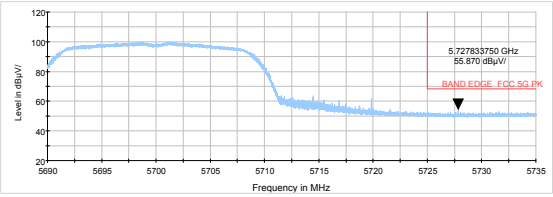

802.11n HT40-Channel 102: Peak

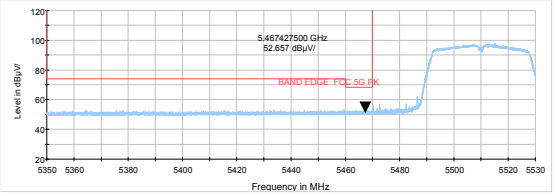

802.11ac VHT80 –Channel 106: Peak

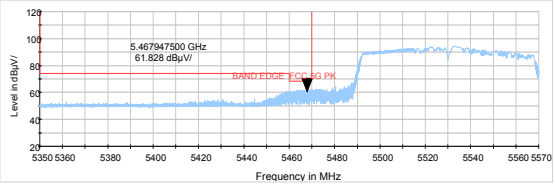

802.11n HT40-Channel 102: Average

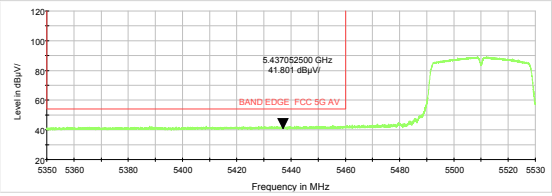

802.11ac VHT80- Channel 106: Average

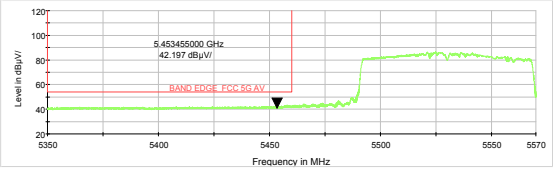

802.11n HT40-Channel 134: Peak

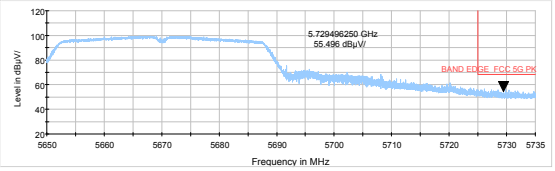

802.11ac VHT80 –Channel 122: Peak

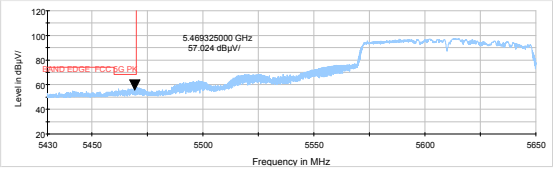

This report shall not be reproduced except in full, without the written approval of TA Technology (Shanghai) Co., Ltd.

U-NII-3

802.11a-Channel 149: Peak

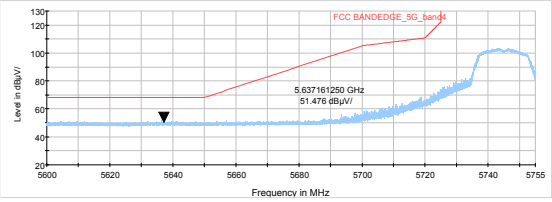

802.11a-Channel 165: Peak

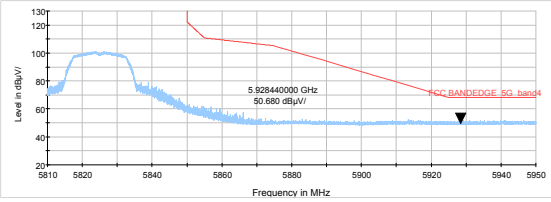

802.11n HT20-Channel 149: Peak

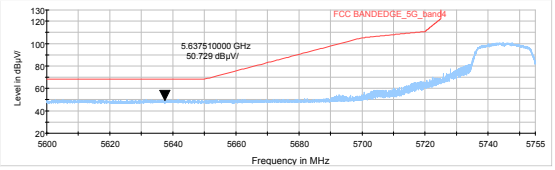

802.11n HT20-Channel 165: Peak

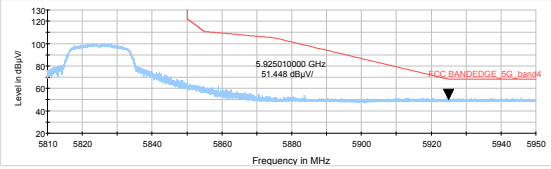

802.11n HT40-Channel 151: Peak

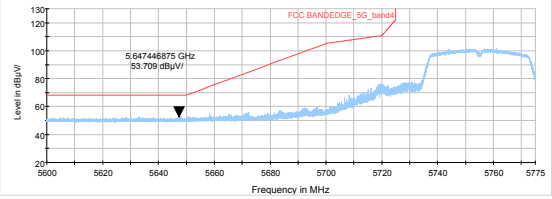

802.11n HT40-Channel 159: Peak

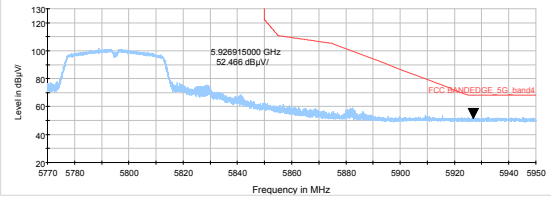

802.11ac VHT80- Channel 155: Peak

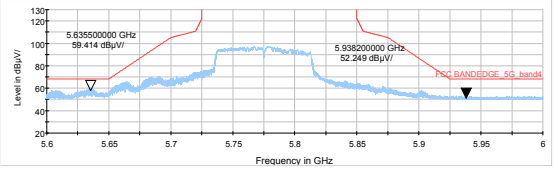

This report shall not be reproduced except in full, without the written approval of TA Technology (Shanghai) Co., Ltd.

Result of RE

Test result

During the test, the Radiates Emission from 30MHz to 1GHz was performed in all modes with all channels, 802.11ac (HT80) CH155 are selected as the worst condition. The test data of the worst-case condition was recorded in this report.

Continuous TX mode:

FCC RE 9K-90KHz AV

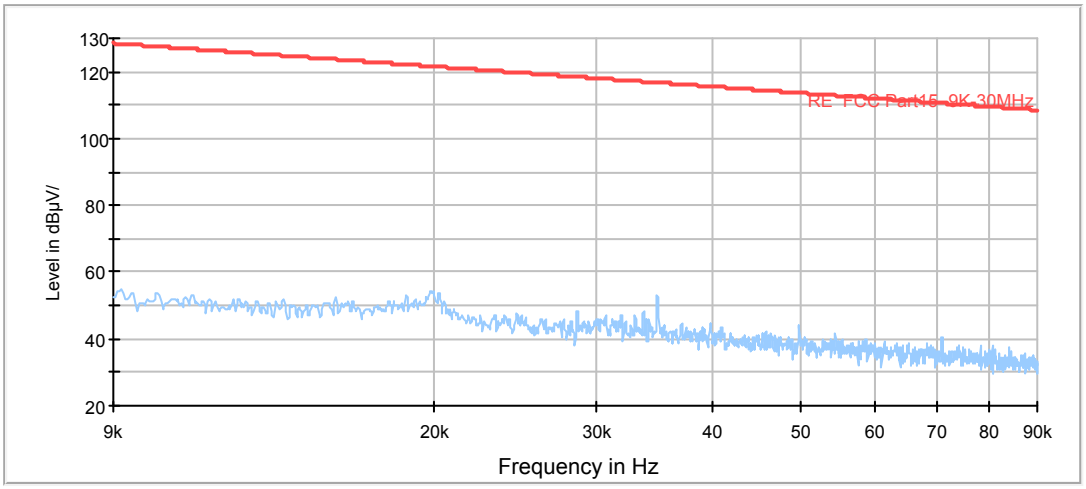

Radiates Emission from 9KHz to 90KHz

FCC RE 90K-110KHz QP

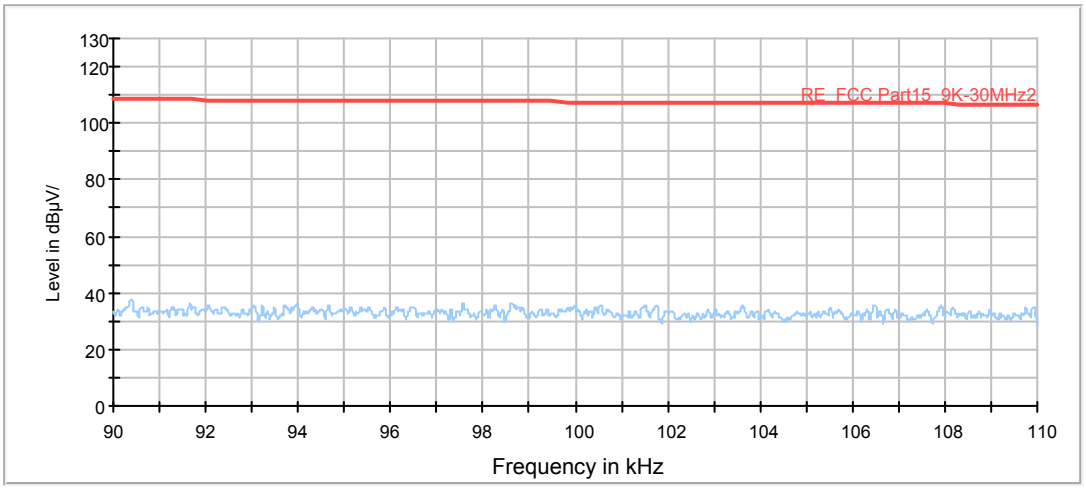

Radiates Emission from 90KHz to 110KHz

This report shall not be reproduced except in full, without the written approval of TA Technology (Shanghai) Co., Ltd.

FCC RE 110K-490KHz AV

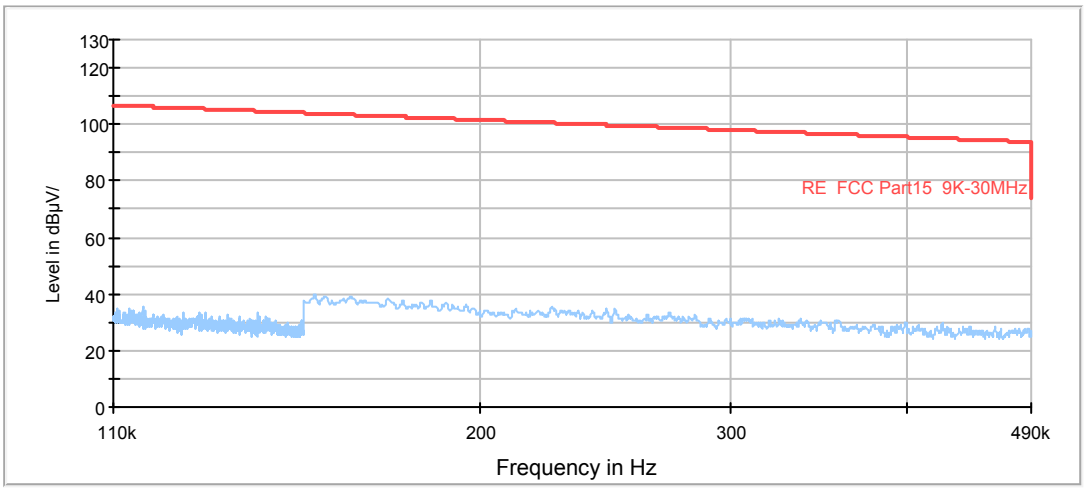

Radiates Emission from 110KHz to 490KHz

FCC RE 490K-30MHz QP

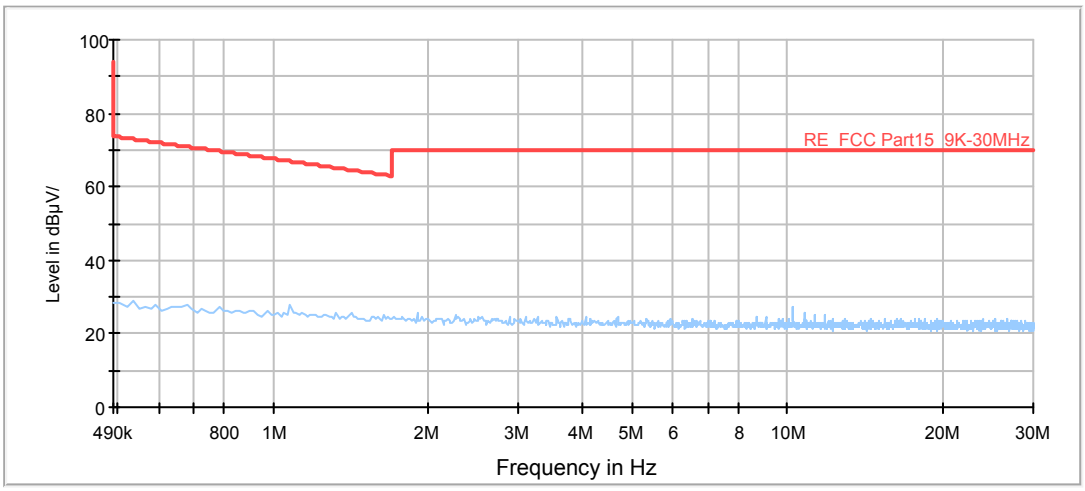

Radiates Emission from 490KHz to 30MHz

This report shall not be reproduced except in full, without the written approval of TA Technology (Shanghai) Co., Ltd.

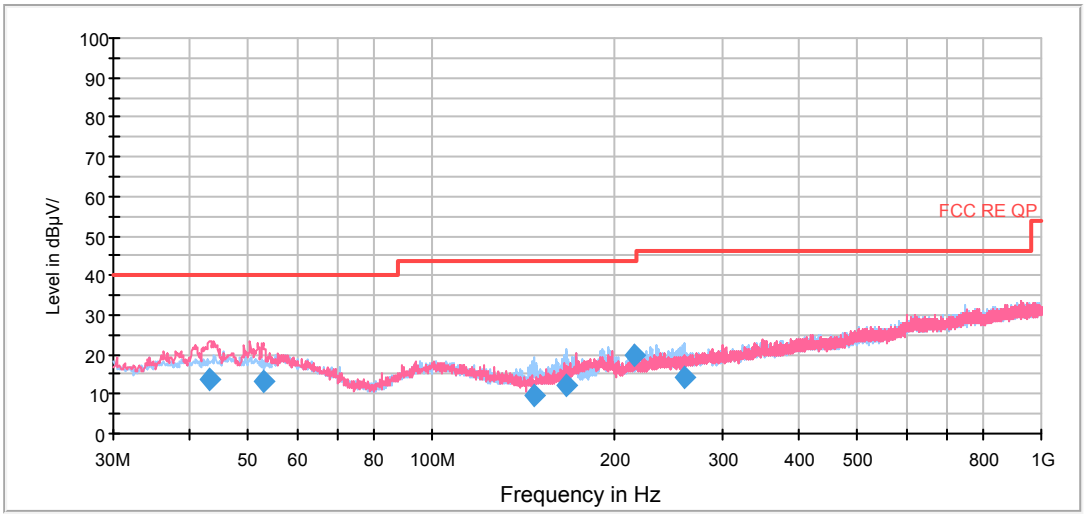

Radiates Emission from 30MHz to 1GHz

Frequency (MHz)	Quasi-Peak (dBuV/m)	Height (cm)	Polarization	Azimuth (deg)	Correct Factor (dB)	Margin (dB)	Limit (dBuV/m)
43.216250	13.9	189.0	V	110.0	14.6	26.1	40.0
52.876250	13.4	114.0	V	344.0	14.1	26.6	40.0
146.805000	9.4	189.0	H	132.0	9.8	34.1	43.5
165.640000	12.4	125.0	H	115.0	10.7	31.1	43.5
214.502500	19.8	189.0	V	255.0	13.1	23.7	43.5
259.282500	14.1	100.0	H	280.0	14.7	31.9	46.0

Remark: 1. Correction Factor = Antenna factor+ Insertion loss(cable loss+amplifier gain)

2. Margin = Limit – Quasi-Peak

This report shall not be reproduced except in full, without the written approval of TA Technology (Shanghai) Co., Ltd.

802.11a CH36

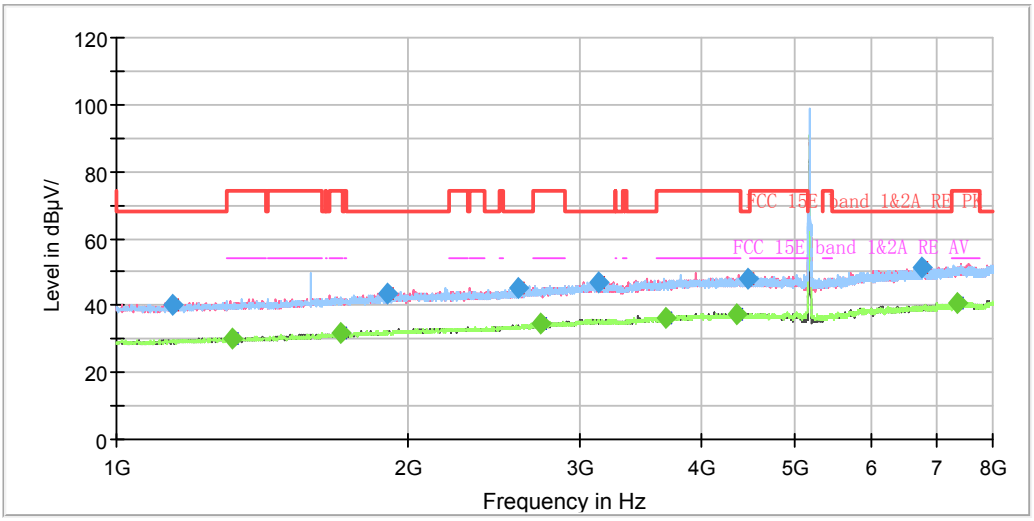

Note: The signal beyond the limit is carrier.

Radiates Emission from 1GHz to 8GHz

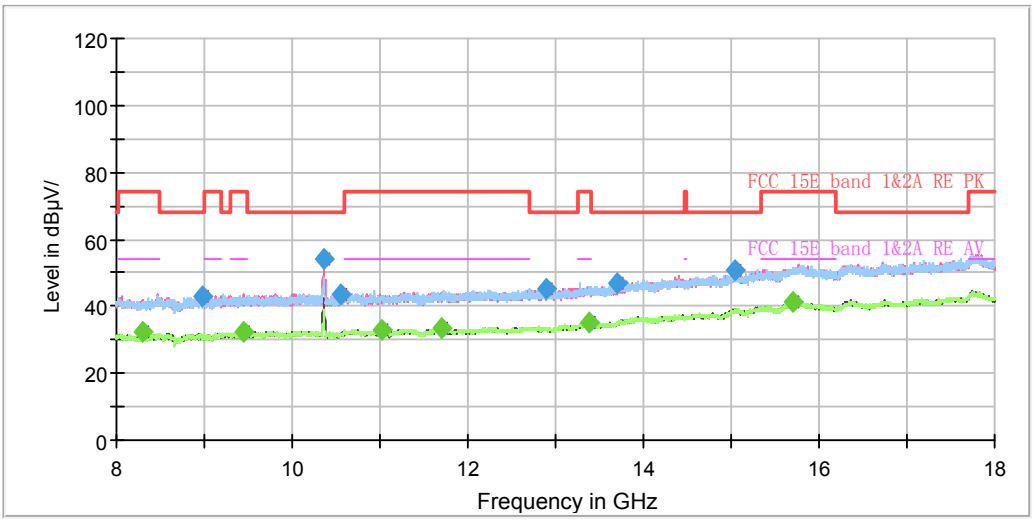

Radiates Emission from 8GHz to 18GHz

This report shall not be reproduced except in full, without the written approval of TA Technology (Shanghai) Co., Ltd.

Frequency (MHz)	Peak (dBuV/m)	Average (dBuV/m)	Limit (dBuV/m)	Margin (dB)	Height (cm)	Polarization	Azimuth (deg)	Correct Factor (dB)
1140.875000	40.07	---	68.20	28.13	100.0	V	0.0	-8.2
1314.125000	---	30.00	54.00	24.00	100.0	V	0.0	-7.2
1702.625000	---	31.73	54.00	22.27	200.0	H	33.0	-5.0
1903.875000	43.42	---	68.20	24.78	100.0	H	94.0	-3.9
2597.750000	45.22	---	68.20	22.98	200.0	H	278.0	-1.0
2737.750000	---	34.33	54.00	19.67	100.0	H	267.0	-0.3
3142.875000	46.74	---	68.20	21.46	200.0	H	122.0	1.6
3676.625000	---	36.33	54.00	17.67	200.0	V	336.0	3.0
4352.125000	---	37.55	54.00	16.45	200.0	H	0.0	4.7
4483.375000	48.19	---	68.20	20.01	100.0	H	218.0	4.9
6751.375000	51.60	---	68.20	16.60	100.0	V	154.0	8.9
7343.750000	---	40.61	54.00	13.39	100.0	H	32.0	9.8

Remark: 1. Correction Factor = Antenna factor+ Insertion loss (cable loss + amplifier gain)

This report shall not be reproduced except in full, without the written approval of TA Technology (Shanghai) Co., Ltd.

802.11a CH40

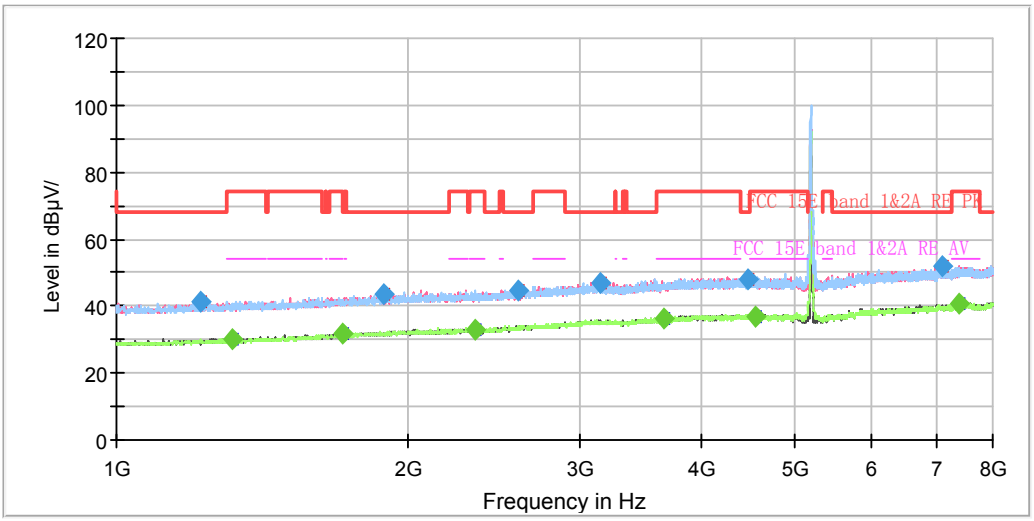

Note: The signal beyond the limit is carrier.
Radiates Emission from 1GHz to 8GHz

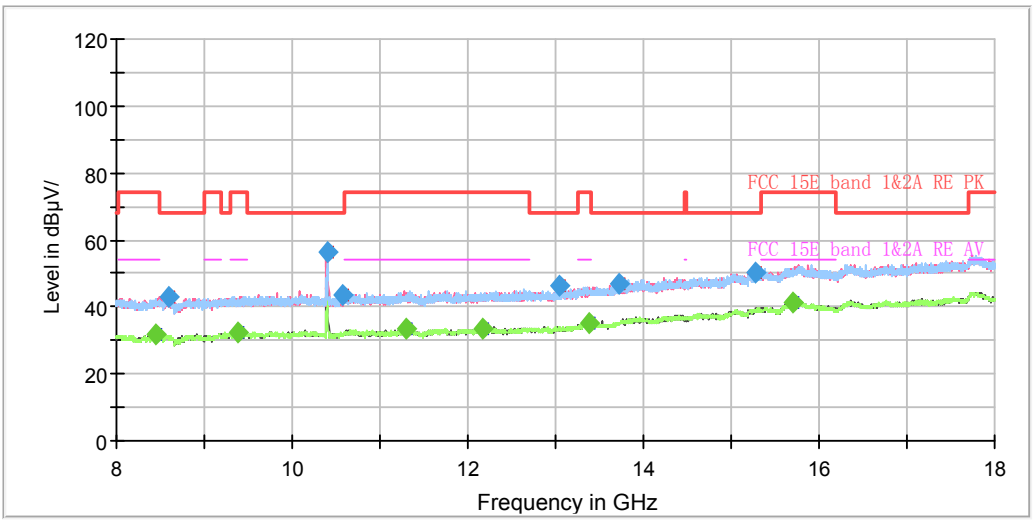

Radiates Emission from 8GHz to 18GHz

This report shall not be reproduced except in full, without the written approval of TA Technology (Shanghai) Co., Ltd.

Frequency (MHz)	Peak (dBuV/m)	Average (dBuV/m)	Limit (dBuV/m)	Margin (dB)	Height (cm)	Polarization	Azimuth (deg)	Correct Factor (dB)
1219.625000	41.49	---	68.20	26.71	200.0	V	216.0	-7.7
1315.000000	---	30.10	54.00	23.90	100.0	V	0.0	-7.2
1709.625000	---	31.71	54.00	22.29	100.0	H	153.0	-5.0
1881.125000	43.43	---	68.20	24.77	100.0	V	98.0	-4.1
2343.125000	---	33.02	54.00	20.98	200.0	V	216.0	-2.1
2599.500000	44.79	---	68.20	23.41	200.0	H	13.0	-1.0
3154.250000	46.76	---	68.20	21.44	100.0	H	96.0	1.6
3673.125000	---	36.13	54.00	17.87	200.0	V	341.0	3.0
4477.250000	48.17	---	68.20	20.03	100.0	V	221.0	4.9
4563.000000	---	37.05	54.00	16.95	100.0	H	309.0	5.1
7101.375000	51.73	---	68.20	16.47	200.0	V	275.0	9.3
7377.875000	---	40.58	54.00	13.42	200.0	V	317.0	9.8

Remark: 1. Correction Factor = Antenna factor+ Insertion loss (cable loss + amplifier gain)

This report shall not be reproduced except in full, without the written approval of TA Technology (Shanghai) Co., Ltd.

802.11a CH48

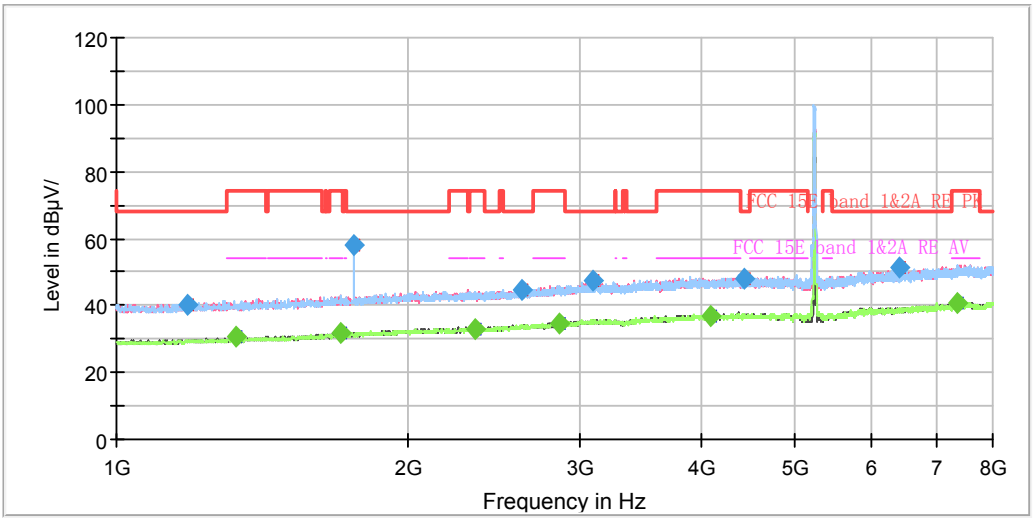

Note: The signal beyond the limit is carrier.

Radiates Emission from 1GHz to 8GHz

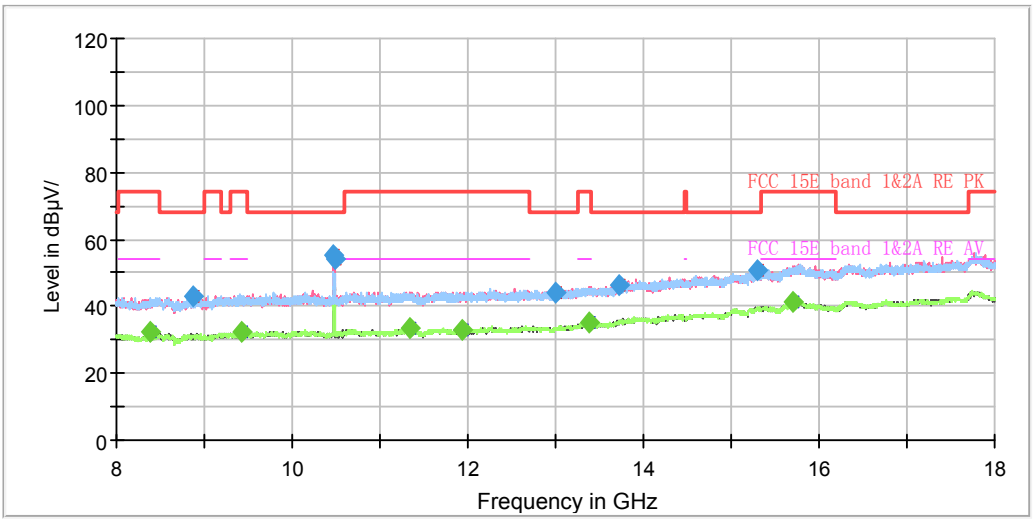

Radiates Emission from 8GHz to 18GHz

This report shall not be reproduced except in full, without the written approval of TA Technology (Shanghai) Co., Ltd.

Frequency (MHz)	Peak (dBuV/m)	Average (dBuV/m)	Limit (dBuV/m)	Margin (dB)	Height (cm)	Polarization	Azimuth (deg)	Correct Factor (dB)
1184.625000	40.35	---	68.20	27.85	200.0	H	0.0	-7.8
1329.875000	---	30.42	54.00	23.58	100.0	V	78.0	-7.1
1706.125000	---	31.67	54.00	22.33	100.0	V	135.0	-5.0
1754.250000	57.83	---	68.20	10.37	200.0	H	354.0	-4.7
2339.625000	---	33.18	54.00	20.82	200.0	V	280.0	-2.2
2620.500000	44.60	---	68.20	23.60	100.0	H	298.0	-0.9
2865.500000	---	34.87	54.00	19.13	200.0	V	114.0	0.5
3100.000000	47.28	---	68.20	20.92	200.0	V	321.0	1.5
4090.500000	---	36.65	54.00	17.35	100.0	V	37.0	4.2
4443.125000	47.95	---	68.20	20.25	100.0	V	127.0	4.9
6401.375000	51.34	---	68.20	16.86	100.0	V	4.0	8.4
7361.250000	---	40.63	54.00	13.37	200.0	V	148.0	9.8

Remark: 1. Correction Factor = Antenna factor+ Insertion loss (cable loss + amplifier gain)

This report shall not be reproduced except in full, without the written approval of TA Technology (Shanghai) Co., Ltd.

802.11a CH52

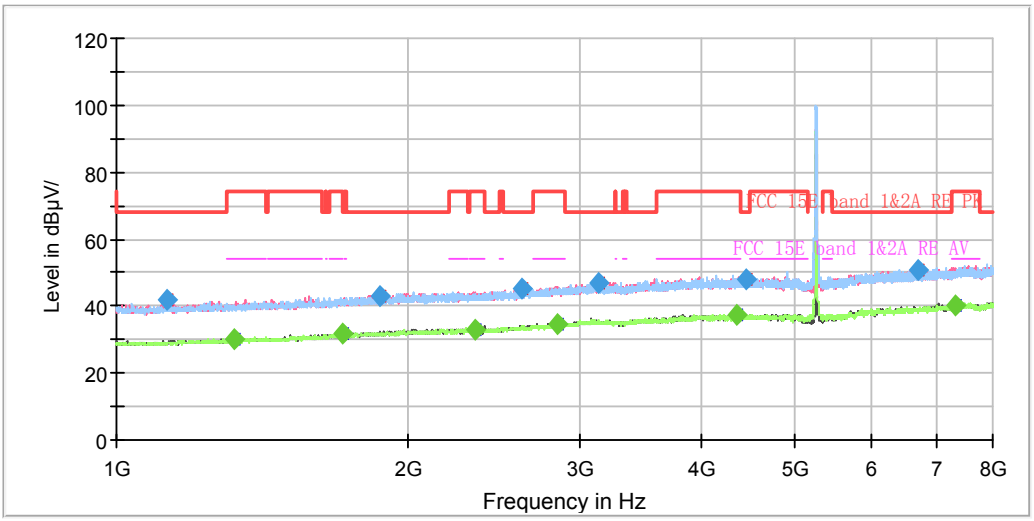

Note: The signal beyond the limit is carrier.
Radiates Emission from 1GHz to 8GHz

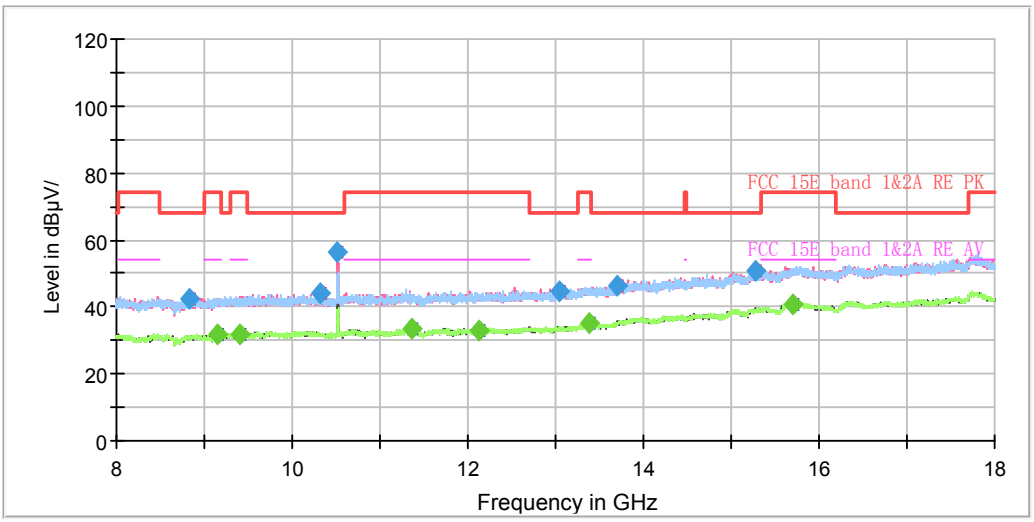

Radiates Emission from 8GHz to 18GHz

This report shall not be reproduced except in full, without the written approval of TA Technology (Shanghai) Co., Ltd.

Frequency (MHz)	Peak (dBuV/m)	Average (dBuV/m)	Limit (dBuV/m)	Margin (dB)	Height (cm)	Polarization	Azimuth (deg)	Correct Factor (dB)
1127.750000	41.61	---	68.20	26.59	200.0	H	53.0	-8.2
1322.875000	---	30.18	54.00	23.82	200.0	V	164.0	-7.1
1707.875000	---	31.72	54.00	22.28	200.0	H	119.0	-5.0
1866.250000	42.93	---	68.20	25.27	200.0	V	328.0	-4.1
2337.875000	---	33.05	54.00	20.95	100.0	V	0.0	-2.2
2611.750000	45.39	---	68.20	22.81	100.0	V	351.0	-0.9
2843.625000	---	34.84	54.00	19.16	200.0	V	351.0	0.3
3139.375000	46.85	---	68.20	21.35	100.0	V	0.0	1.6
4365.250000	---	37.55	54.00	16.45	200.0	V	123.0	4.8
4459.750000	48.08	---	68.20	20.12	100.0	H	283.0	4.9
6687.500000	50.89	---	68.20	17.31	100.0	V	64.0	8.8
7335.000000	---	40.08	54.00	13.92	100.0	V	31.0	9.7

Remark: 1. Correction Factor = Antenna factor+ Insertion loss (cable loss + amplifier gain)

This report shall not be reproduced except in full, without the written approval of TA Technology (Shanghai) Co., Ltd.

802.11a CH60

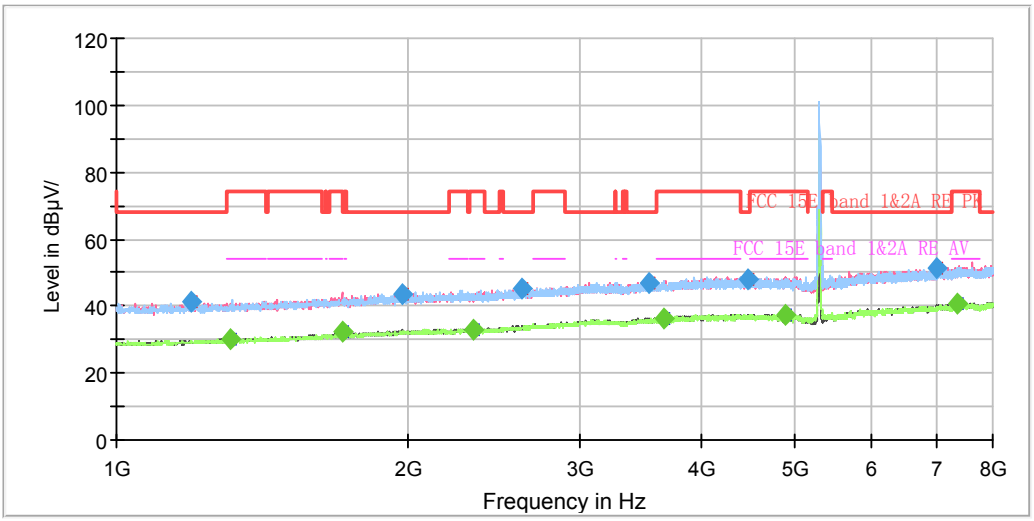

Note: The signal beyond the limit is carrier.

Radiates Emission from 1GHz to 8GHz

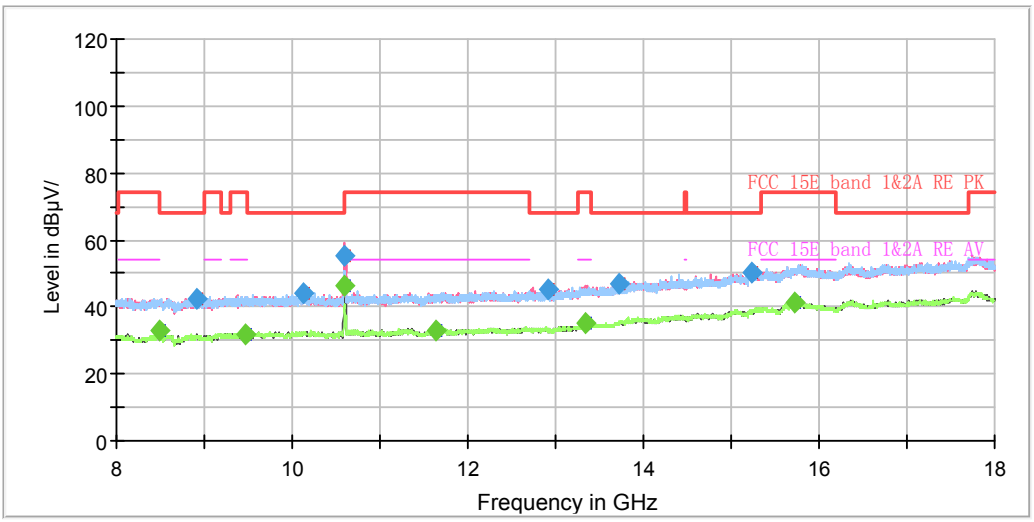

Radiates Emission from 8GHz to 18GHz

This report shall not be reproduced except in full, without the written approval of TA Technology (Shanghai) Co., Ltd.

Frequency (MHz)	Peak (dBuV/m)	Average (dBuV/m)	Limit (dBuV/m)	Margin (dB)	Height (cm)	Polarization	Azimuth (deg)	Correct Factor (dB)
1193.375000	41.18	---	68.20	27.02	200.0	H	114.0	-7.8
1308.875000	---	30.01	54.00	23.99	100.0	V	0.0	-7.2
1707.875000	---	32.50	54.00	21.50	100.0	V	96.0	-5.0
1968.625000	43.72	---	68.20	24.48	100.0	H	310.0	-3.5
2333.500000	---	33.10	54.00	20.90	100.0	V	229.0	-2.2
2617.875000	45.47	---	68.20	22.73	200.0	V	314.0	-0.9
3542.750000	47.04	---	68.20	21.16	200.0	V	314.0	2.6
3658.250000	---	36.20	54.00	17.80	200.0	H	114.0	2.9
4467.625000	48.12	---	68.20	20.08	100.0	H	26.0	4.9
4883.250000	---	37.62	54.00	16.38	100.0	V	315.0	6.3
7008.625000	51.30	---	68.20	16.90	200.0	V	195.0	9.2
7361.250000	---	40.59	54.00	13.41	100.0	V	88.0	9.8

Remark: 1. Correction Factor = Antenna factor+ Insertion loss (cable loss + amplifier gain)

This report shall not be reproduced except in full, without the written approval of TA Technology (Shanghai) Co., Ltd.

802.11a CH64

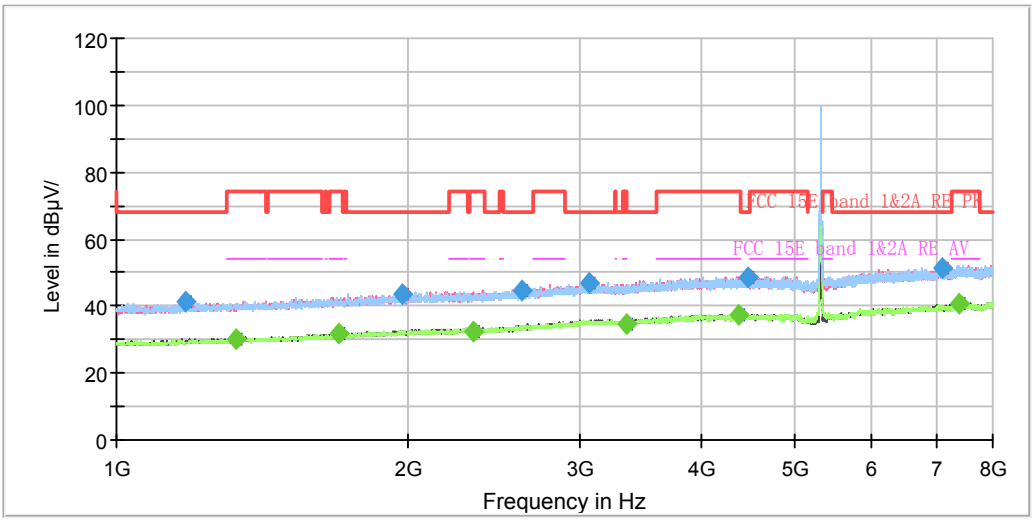

Note: The signal beyond the limit is carrier.

Radiates Emission from 1GHz to 8GHz

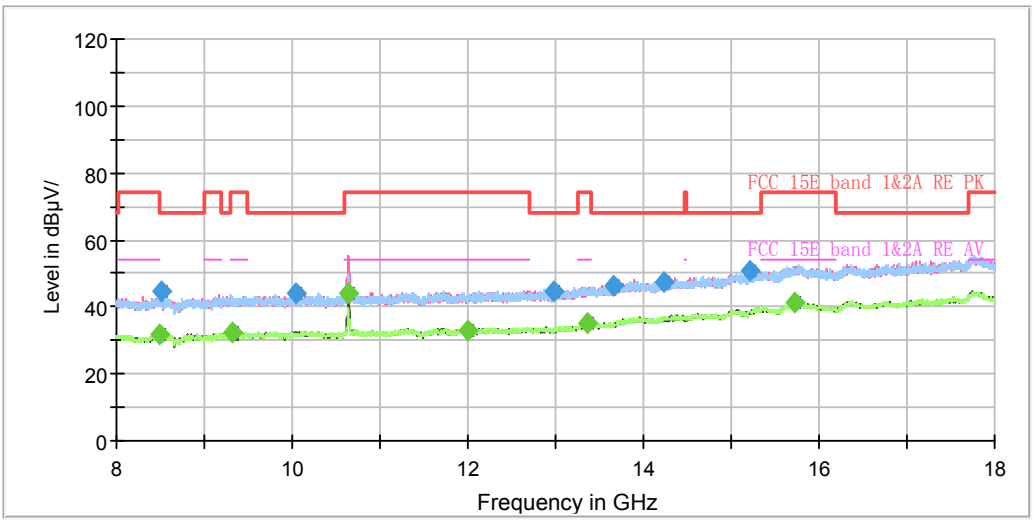

Radiates Emission from 8GHz to 18GHz

This report shall not be reproduced except in full, without the written approval of TA Technology (Shanghai) Co., Ltd.

Frequency (MHz)	Peak (dBuV/m)	Average (dBuV/m)	Limit (dBuV/m)	Margin (dB)	Height (cm)	Polarization	Azimuth (deg)	Correct Factor (dB)
1180.250000	41.50	---	68.20	26.70	200.0	H	155.0	-7.9
1329.875000	---	30.17	54.00	23.83	200.0	H	0.0	-7.1
1693.875000	---	31.54	54.00	22.46	100.0	V	282.0	-5.1
1973.000000	43.77	---	68.20	24.43	100.0	V	146.0	-3.5
2337.000000	---	32.60	54.00	21.40	100.0	V	318.0	-2.2
2612.625000	44.63	---	68.20	23.57	100.0	H	262.0	-0.9
3066.750000	46.68	---	68.20	21.52	100.0	V	40.0	1.5
3352.000000	---	34.76	54.00	19.24	100.0	V	155.0	1.5
4375.750000	---	37.45	54.00	16.55	200.0	V	6.0	4.8
4480.750000	48.82	---	68.20	19.38	200.0	V	108.0	4.9
7104.875000	51.47	---	68.20	16.73	100.0	H	34.0	9.3
7377.000000	---	40.54	54.00	13.46	100.0	V	32.0	9.8

Remark: 1. Correction Factor = Antenna factor+ Insertion loss (cable loss + amplifier gain)

This report shall not be reproduced except in full, without the written approval of TA Technology (Shanghai) Co., Ltd.

802.11a CH100

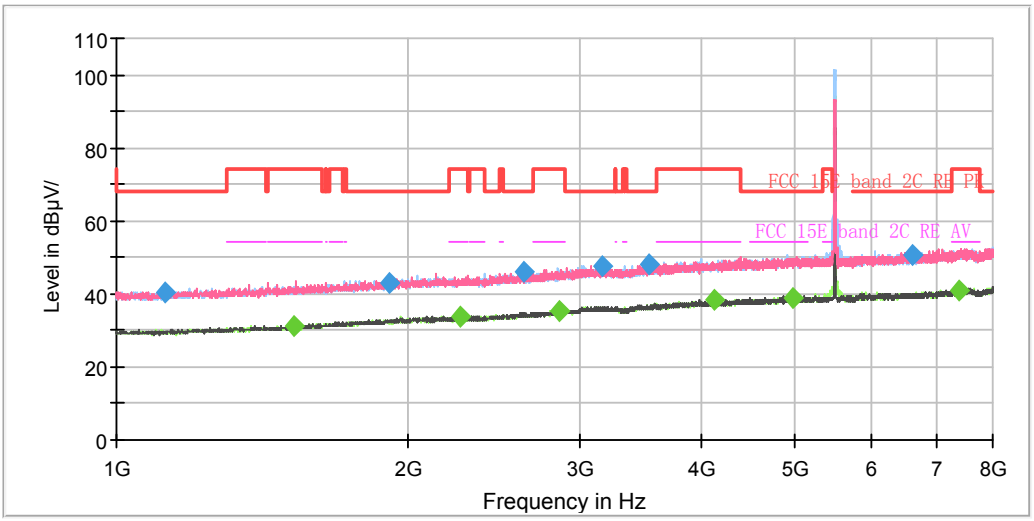

Note: The signal beyond the limit is carrier.
Radiates Emission from 1GHz to 8GHz

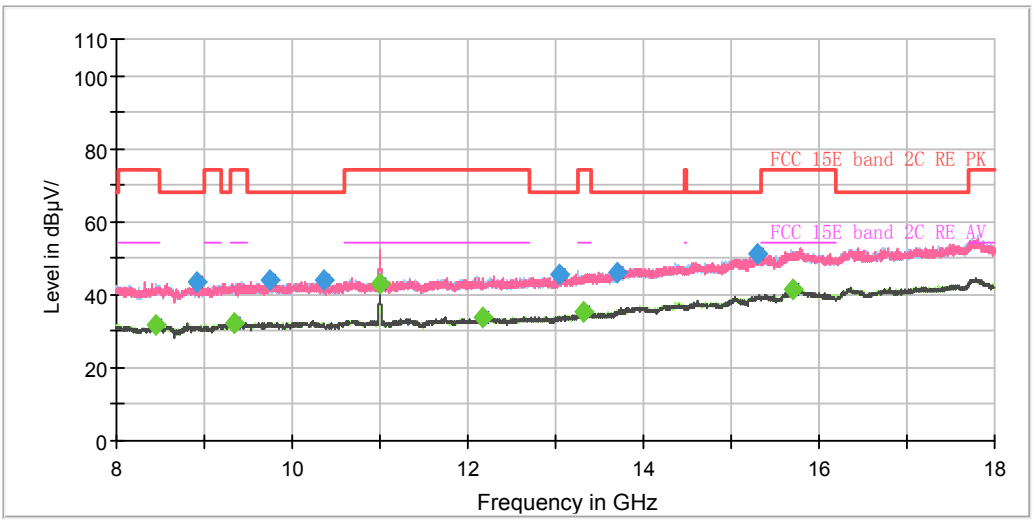

Radiates Emission from 8GHz to 18GHz

This report shall not be reproduced except in full, without the written approval of TA Technology (Shanghai) Co., Ltd.

Frequency (MHz)	Peak (dBuV/m)	Average (dBuV/m)	Limit (dBuV/m)	Margin (dB)	Height (cm)	Polarization	Azimuth (deg)	Correct Factor (dB)
1120.750000	40.56	---	68.20	27.64	100.0	H	265.0	-8.2
1525.000000	---	31.07	54.00	22.93	200.0	H	294.0	-8.0
1914.375000	43.04	---	68.20	25.16	100.0	V	309.0	-3.9
2256.500000	---	33.67	54.00	20.33	200.0	V	301.0	-3.8
2863.750000	---	35.23	54.00	18.77	100.0	H	44.0	-0.9
2632.750000	45.99	---	68.20	22.21	200.0	H	80.0	-0.8
4136.000000	---	38.26	54.00	15.74	100.0	H	257.0	1.5
3172.625000	47.70	---	68.20	20.50	200.0	H	192.0	1.6
3532.250000	48.17	---	68.20	20.03	100.0	V	247.0	2.5
4967.250000	---	38.77	54.00	15.23	100.0	H	0.0	2.6
6601.750000	50.50	---	68.20	17.70	100.0	H	86.0	8.7
7393.625000	---	40.98	54.00	13.02	100.0	V	26.0	9.8

Remark: 1. Correction Factor = Antenna factor+ Insertion loss (cable loss + amplifier gain)

This report shall not be reproduced except in full, without the written approval of TA Technology (Shanghai) Co., Ltd.

802.11a CH116

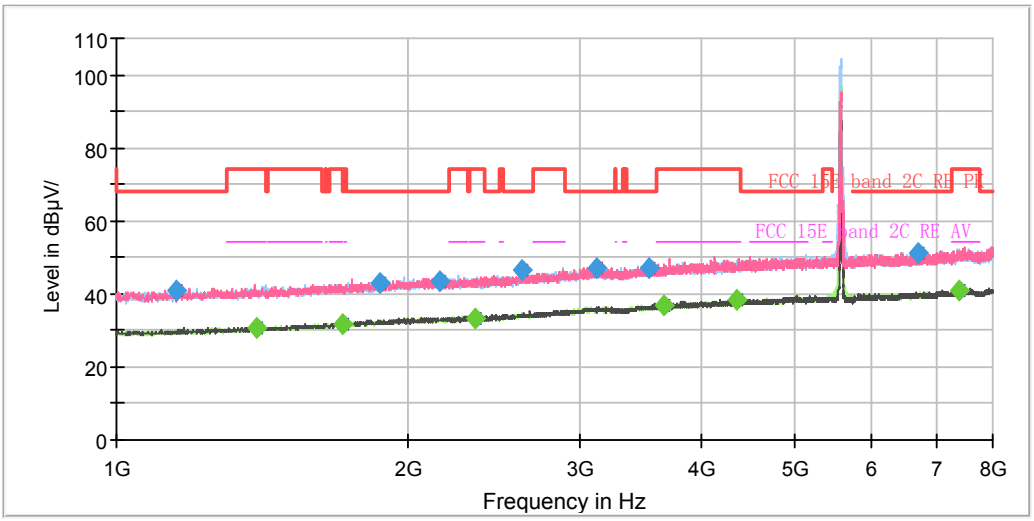

Note: The signal beyond the limit is carrier.
Radiates Emission from 1GHz to 8GHz

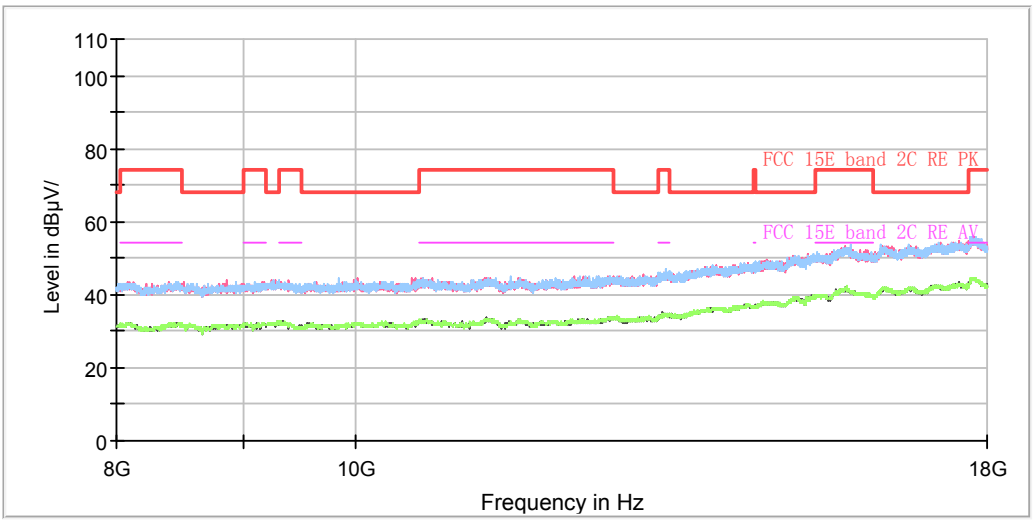

Radiates Emission from 8GHz to 18GHz

This report shall not be reproduced except in full, without the written approval of TA Technology (Shanghai) Co., Ltd.

Frequency (MHz)	Peak (dBuV/m)	Average (dBuV/m)	Limit (dBuV/m)	Margin (dB)	Height (cm)	Polarization	Azimuth (deg)	Correct Factor (dB)
1153.125000	40.75	---	68.20	27.45	100.0	V	161.0	-8.1
1397.250000	---	30.49	54.00	23.51	100.0	H	252.0	-6.7
1711.375000	---	31.90	54.00	22.10	200.0	H	324.0	-5.0
1865.375000	43.20	---	68.20	25.00	100.0	H	105.0	-4.1
2155.000000	43.65	---	68.20	24.55	200.0	H	252.0	-2.7
2347.500000	---	33.42	54.00	20.58	100.0	V	161.0	-2.1
2619.625000	46.59	---	68.20	21.61	200.0	V	183.0	-0.9
3128.875000	47.25	---	68.20	20.95	100.0	H	165.0	1.6
3539.250000	47.22	---	68.20	20.98	100.0	V	59.0	2.5
3667.875000	---	36.92	54.00	17.08	200.0	V	279.0	3.0
4365.250000	---	38.58	54.00	15.42	100.0	V	6.0	4.8
6701.500000	51.03	---	68.20	17.17	200.0	V	28.0	8.8
7389.250000	---	40.95	54.00	13.05	100.0	V	131.0	9.8

Remark: 1. Correction Factor = Antenna factor+ Insertion loss (cable loss + amplifier gain)

This report shall not be reproduced except in full, without the written approval of TA Technology (Shanghai) Co., Ltd.

802.11a CH140

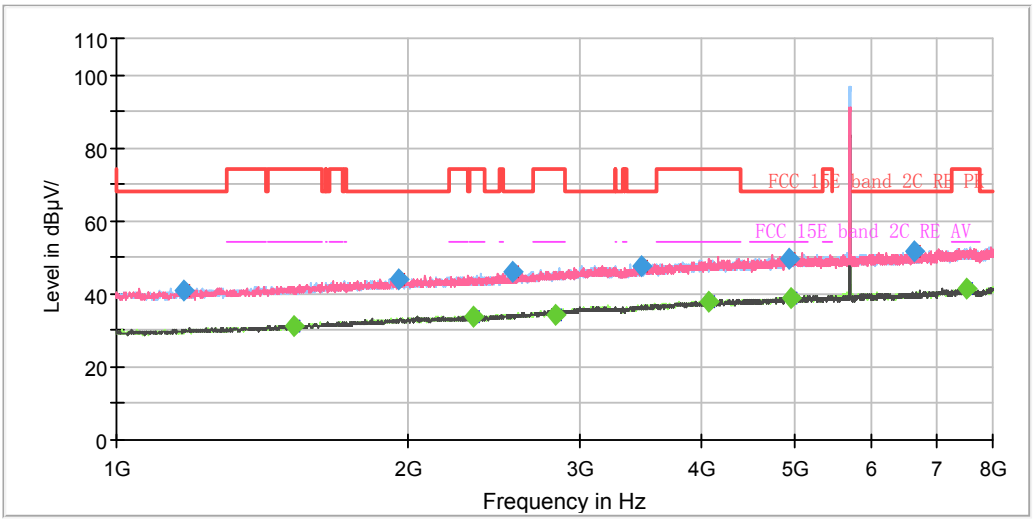

Note: The signal beyond the limit is carrier.
Radiates Emission from 1GHz to 8GHz

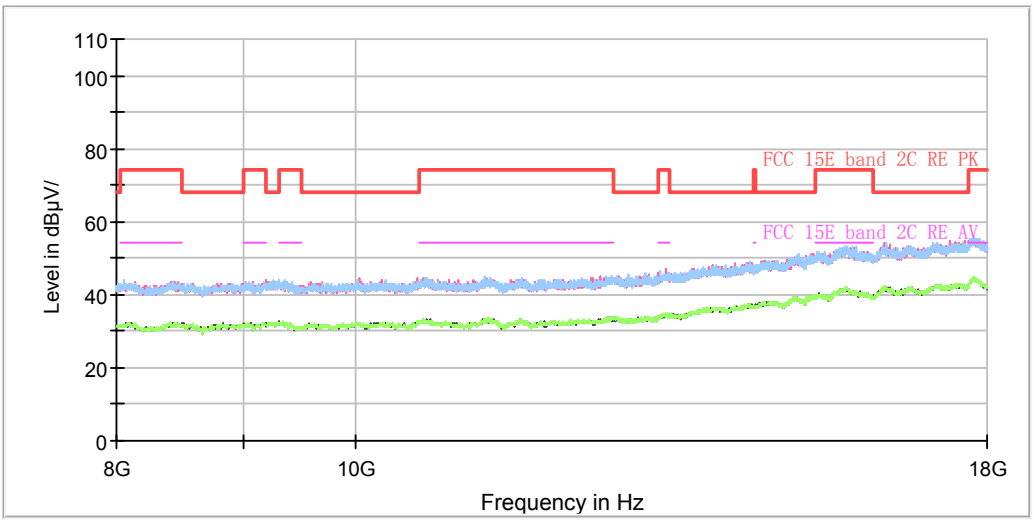

Radiates Emission from 8GHz to 18GHz

This report shall not be reproduced except in full, without the written approval of TA Technology (Shanghai) Co., Ltd.

Frequency (MHz)	Peak (dBuV/m)	Average (dBuV/m)	Limit (dBuV/m)	Margin (dB)	Height (cm)	Polarization	Azimuth (deg)	Correct Factor (dB)
1172.375000	41.18	---	68.20	27.02	200.0	V	356.0	-8.0
1521.500000	---	31.24	54.00	22.76	100.0	V	69.0	-6.0
1951.125000	43.87	---	68.20	24.33	200.0	V	298.0	-3.6
2330.875000	---	33.72	54.00	20.28	100.0	H	324.0	-2.2
2565.375000	45.84	---	68.20	22.37	200.0	H	0.0	-1.1
2832.250000	---	34.52	54.00	19.48	200.0	V	0.0	0.3
3481.500000	47.54	---	68.20	20.66	100.0	H	0.0	2.2
4070.375000	---	37.77	54.00	16.23	100.0	H	171.0	4.1
4937.500000	49.64	---	68.20	18.56	100.0	H	310.0	6.4
4951.500000	---	39.10	54.00	14.90	200.0	H	100.0	6.5
6652.500000	51.76	---	68.20	16.44	200.0	V	247.0	8.8
7524.000000	---	41.29	54.00	12.71	100.0	H	142.0	9.9

Remark: 1. Correction Factor = Antenna factor+ Insertion loss (cable loss + amplifier gain)

This report shall not be reproduced except in full, without the written approval of TA Technology (Shanghai) Co., Ltd.

802.11a CH149

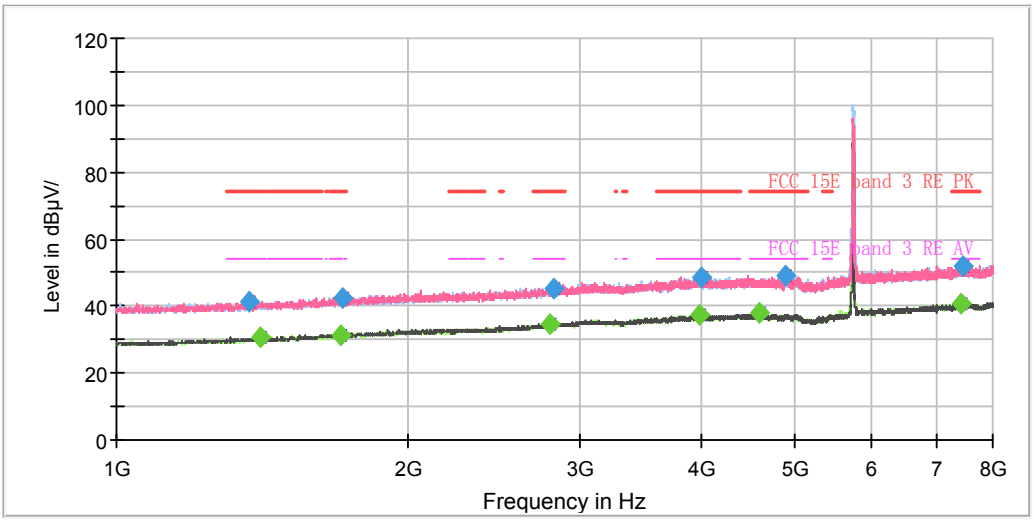

Note: The signal beyond the limit is carrier.
Radiates Emission from 1GHz to 8GHz

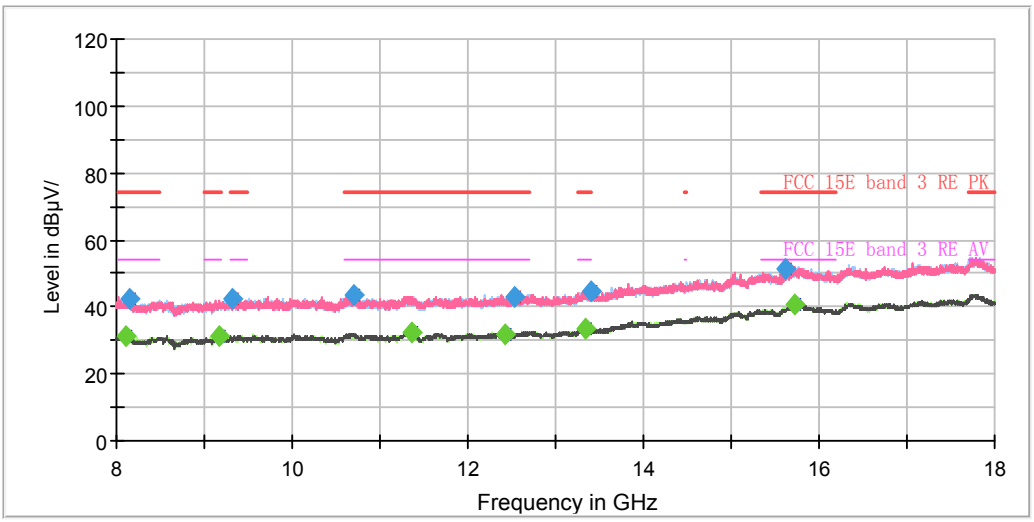

Radiates Emission from 8GHz to 18GHz

This report shall not be reproduced except in full, without the written approval of TA Technology (Shanghai) Co., Ltd.

Frequency (MHz)	Peak (dBuV/m)	Average (dBuV/m)	Limit (dBuV/m)	Margin (dB)	Height (cm)	Polarization	Azimuth (deg)	Correct Factor (dB)
1371.000000	41.48	---	74.00	32.52	100.0	V	29.0	-6.9
1407.750000	---	30.59	54.00	23.41	100.0	H	157.0	-6.7
1699.125000	---	31.49	54.00	22.51	100.0	V	153.0	-5.0
1708.750000	42.58	---	74.00	31.42	200.0	V	157.0	-5.0
2799.875000	---	34.71	54.00	19.29	200.0	H	149.0	0.1
2827.875000	45.41	---	74.00	28.59	200.0	V	357.0	0.2
3985.500000	---	37.24	54.00	16.76	100.0	H	209.0	4.0
3999.500000	48.63	---	74.00	25.37	100.0	V	311.0	4.0
4596.250000	---	37.72	54.00	16.28	100.0	H	313.0	5.2
4892.875000	48.97	---	74.00	25.03	200.0	H	171.0	6.4
7417.250000	---	40.78	54.00	13.22	100.0	H	164.0	9.8
7440.875000	52.16	---	74.00	21.84	200.0	V	350.0	9.8

Remark: 1. Correction Factor = Antenna factor+ Insertion loss (cable loss + amplifier gain)

This report shall not be reproduced except in full, without the written approval of TA Technology (Shanghai) Co., Ltd.

802.11a CH157

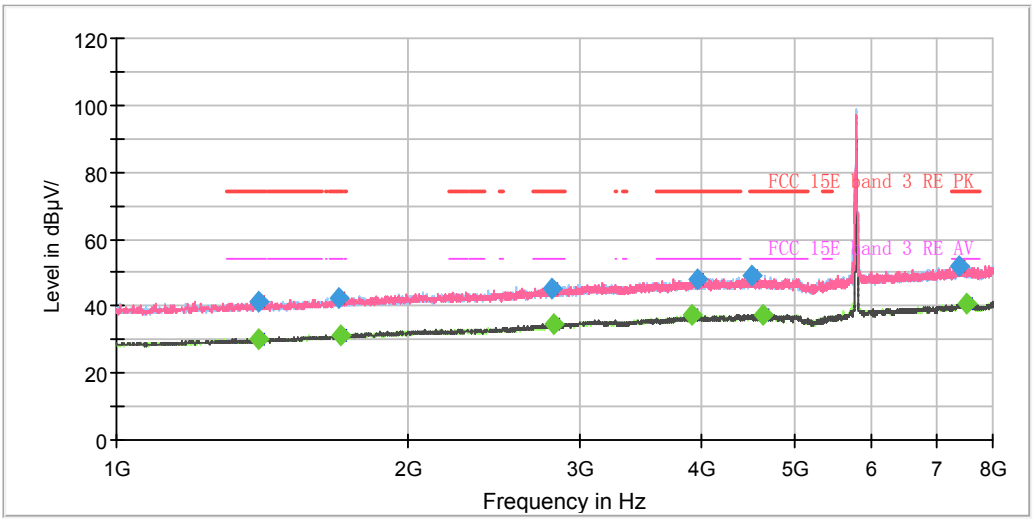

Note: The signal beyond the limit is carrier.
Radiates Emission from 1GHz to 8GHz

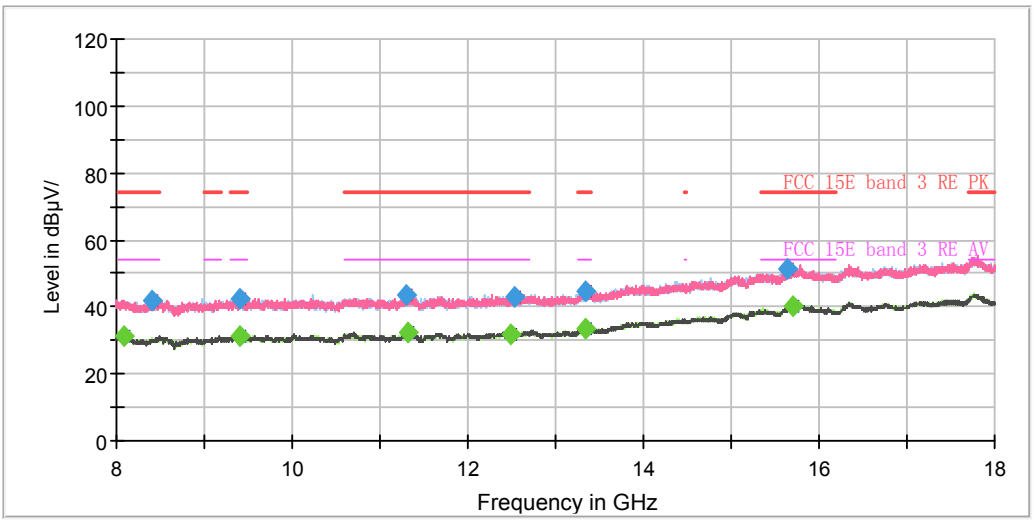

Radiates Emission from 8GHz to 18GHz

This report shall not be reproduced except in full, without the written approval of TA Technology (Shanghai) Co., Ltd.

Frequency (MHz)	Peak (dBuV/m)	Average (dBuV/m)	Limit (dBuV/m)	Margin (dB)	Height (cm)	Polarization	Azimuth (deg)	Correct Factor (dB)
1400.750000	---	30.22	54.00	23.78	100.0	H	0.0	-6.7
1401.625000	41.23	---	74.00	32.77	200.0	H	50.0	-6.7
1691.250000	42.37	---	74.00	31.63	200.0	H	347.0	-5.1
1704.375000	---	31.42	54.00	22.58	100.0	V	307.0	-5.0
2810.375000	45.46	---	74.00	28.54	200.0	H	208.0	0.1
2827.875000	---	34.47	54.00	19.53	200.0	H	0.0	0.2
3924.250000	---	37.15	54.00	16.85	100.0	V	96.0	3.8
3961.875000	47.99	---	74.00	26.01	100.0	H	127.0	3.9
4521.000000	49.37	---	74.00	24.63	100.0	V	329.0	5.1
4627.750000	---	37.53	54.00	16.47	200.0	H	0.0	5.3
7379.625000	51.90	---	74.00	22.10	200.0	V	284.0	9.8
7517.875000	---	40.83	54.00	13.17	100.0	H	27.0	9.9

Remark: 1. Correction Factor = Antenna factor+ Insertion loss (cable loss + amplifier gain)

This report shall not be reproduced except in full, without the written approval of TA Technology (Shanghai) Co., Ltd.

802.11a CH165

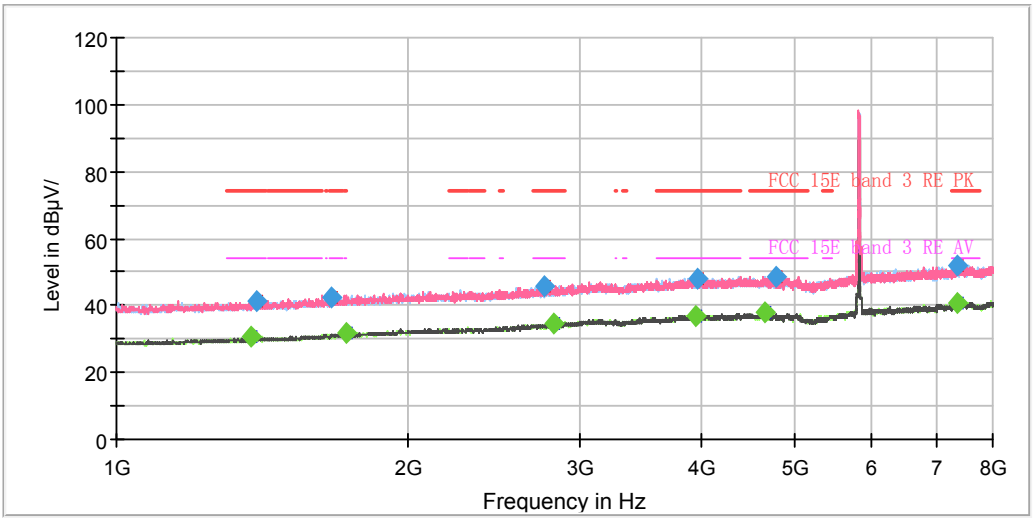

Note: The signal beyond the limit is carrier.

Radiates Emission from 1GHz to 8GHz

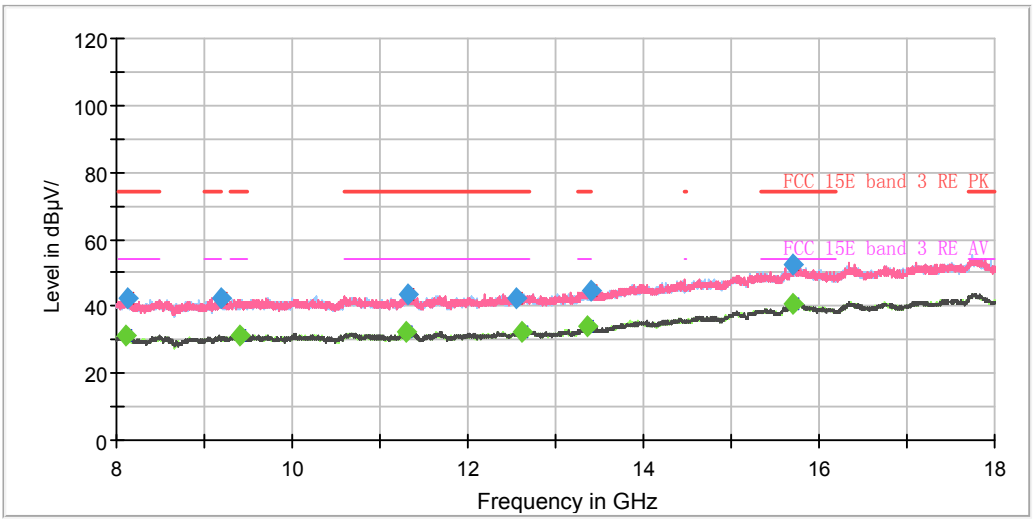

Radiates Emission from 8GHz to 18GHz

This report shall not be reproduced except in full, without the written approval of TA Technology (Shanghai) Co., Ltd.

Frequency (MHz)	Peak (dBuV/m)	Average (dBuV/m)	Limit (dBuV/m)	Margin (dB)	Height (cm)	Polarization	Azimuth (deg)	Correct Factor (dB)
1377.125000	---	30.49	54.00	23.51	100.0	V	344.0	-6.8
1395.500000	41.14	---	74.00	32.86	200.0	H	350.0	-6.7
1665.000000	42.33	---	74.00	31.67	100.0	V	242.0	-5.2
1721.875000	---	31.56	54.00	22.44	200.0	H	205.0	-4.9
2754.375000	45.78	---	74.00	28.22	100.0	H	169.0	-0.2
2825.250000	---	34.39	54.00	19.61	200.0	V	221.0	0.2
3961.000000	---	37.11	54.00	16.89	100.0	H	111.0	3.9
3975.875000	47.97	---	74.00	26.03	100.0	V	181.0	3.9
4660.125000	---	38.09	54.00	15.91	200.0	H	350.0	5.5
4790.500000	48.71	---	74.00	25.29	200.0	H	67.0	5.8
7345.500000	51.87	---	74.00	22.13	100.0	V	359.0	9.8
7348.125000	---	40.75	54.00	13.25	200.0	V	113.0	9.8

Remark: 1. Correction Factor = Antenna factor+ Insertion loss (cable loss + amplifier gain)

This report shall not be reproduced except in full, without the written approval of TA Technology (Shanghai) Co., Ltd.

802.11n (HT20) CH36

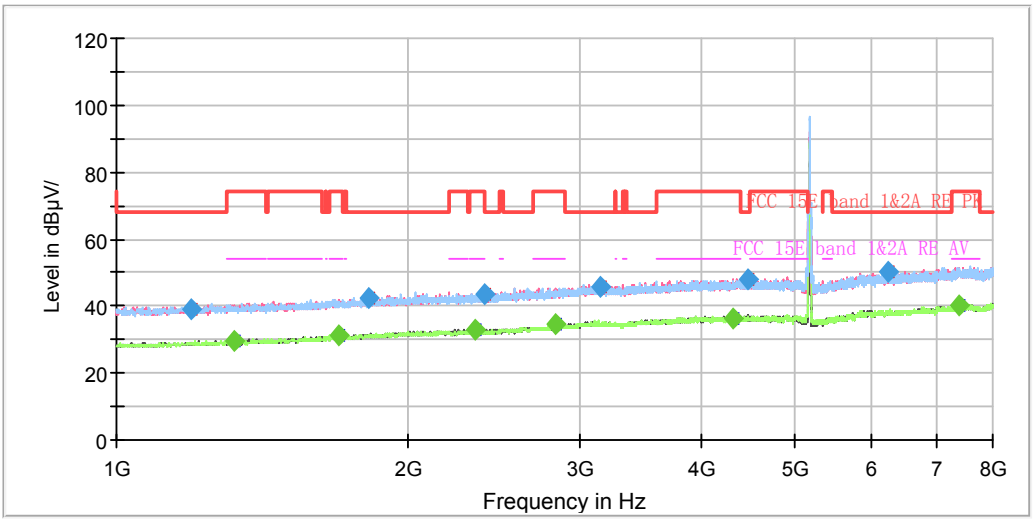

Note: The signal beyond the limit is carrier.

Radiates Emission from 1GHz to 8GHz

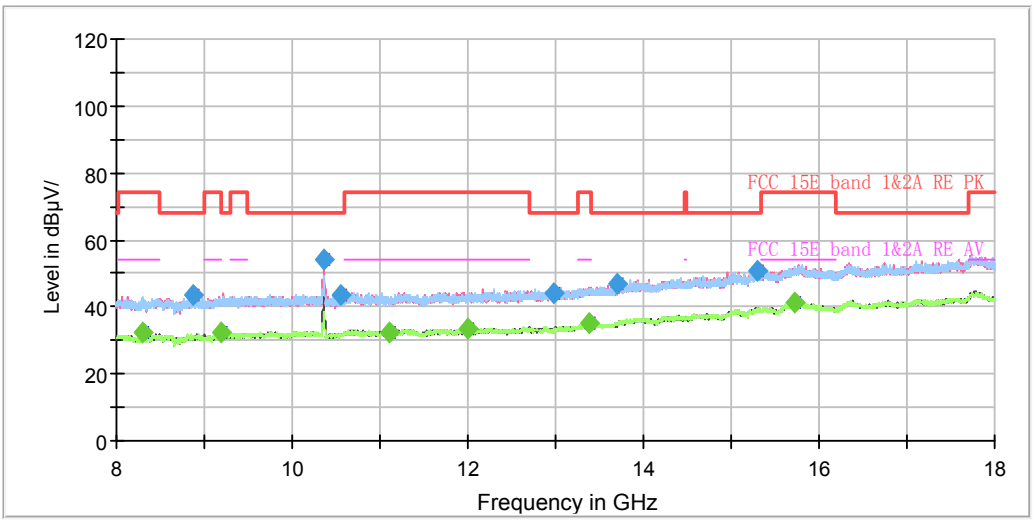

Radiates Emission from 8GHz to 18GHz

This report shall not be reproduced except in full, without the written approval of TA Technology (Shanghai) Co., Ltd.

Frequency (MHz)	Peak (dBuV/m)	Average (dBuV/m)	Limit (dBuV/m)	Margin (dB)	Height (cm)	Polarization	Azimuth (deg)	Correct Factor (dB)
1193.375000	39.20	---	68.20	29.00	100.0	V	85.0	-7.8
1323.750000	---	29.52	54.00	24.48	200.0	V	17.0	-7.1
1693.875000	---	31.01	54.00	22.99	200.0	V	289.0	-5.1
1821.625000	42.47	---	68.20	25.73	100.0	V	68.0	-4.3
2338.750000	---	32.68	54.00	21.32	100.0	V	226.0	-2.2
2399.125000	43.78	---	68.20	24.42	200.0	V	250.0	-2.0
2839.250000	---	34.39	54.00	19.61	200.0	V	280.0	0.3
3153.375000	45.79	---	68.20	22.41	100.0	V	12.0	1.6
4320.625000	---	36.52	54.00	17.48	100.0	V	68.0	4.6
4469.375000	48.05	---	68.20	20.15	200.0	V	233.0	4.9
6248.250000	50.39	---	68.20	17.81	100.0	V	12.0	8.2
7388.375000	---	40.40	54.00	13.60	200.0	V	72.0	9.8

Remark: 1. Correction Factor = Antenna factor+ Insertion loss (cable loss + amplifier gain)

This report shall not be reproduced except in full, without the written approval of TA Technology (Shanghai) Co., Ltd.

802.11n (HT20) CH40

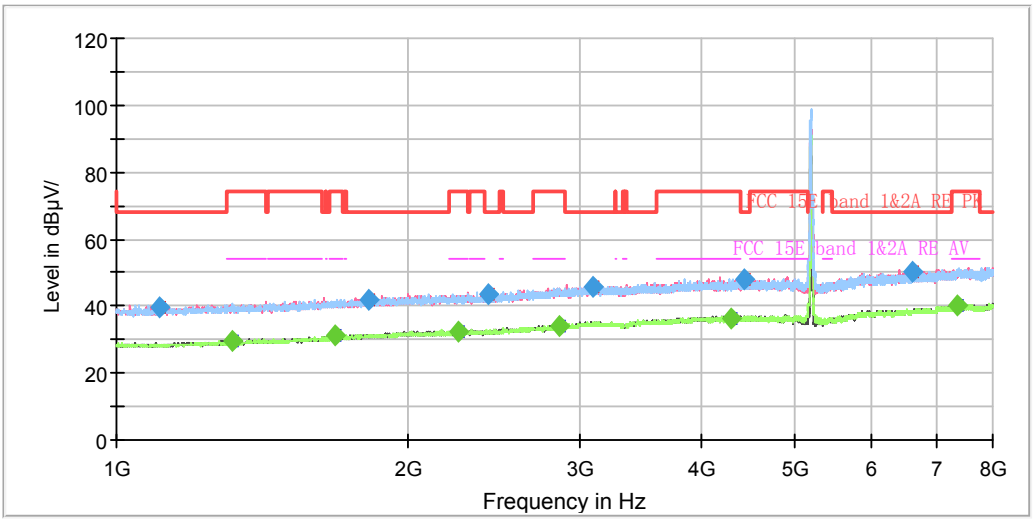

Note: The signal beyond the limit is carrier.

Radiates Emission from 1GHz to 8GHz

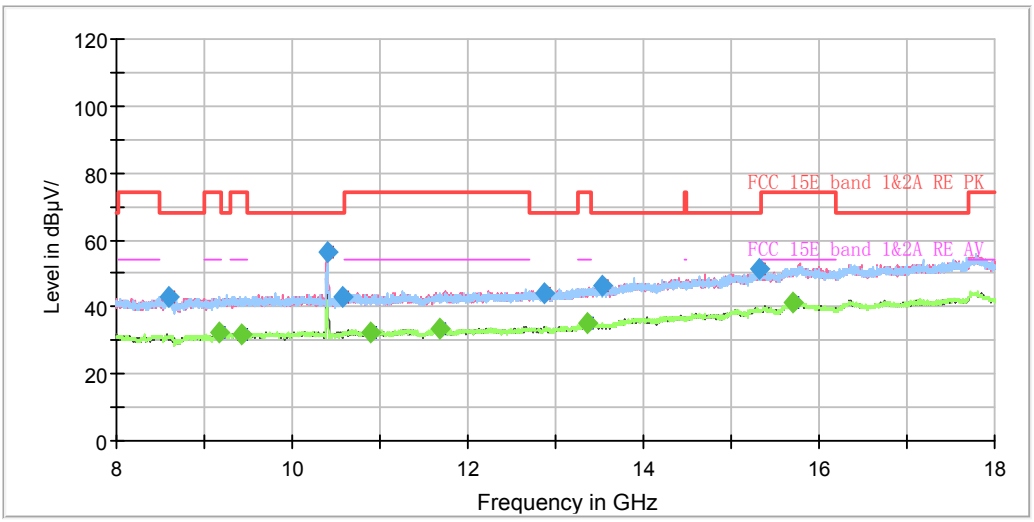

Radiates Emission from 8GHz to 18GHz

This report shall not be reproduced except in full, without the written approval of TA Technology (Shanghai) Co., Ltd.

Frequency (MHz)	Peak (dBuV/m)	Average (dBuV/m)	Limit (dBuV/m)	Margin (dB)	Height (cm)	Polarization	Azimuth (deg)	Correct Factor (dB)
1105.875000	39.74	---	68.20	28.46	100.0	V	219.0	-8.3
1318.500000	---	29.52	54.00	24.48	100.0	H	208.0	-7.1
1679.875000	---	31.02	54.00	22.98	100.0	H	325.0	-5.1
1816.375000	41.97	---	68.20	26.23	100.0	H	42.0	-4.3
2254.750000	---	32.63	54.00	21.37	200.0	V	199.0	-2.4
2419.250000	43.55	---	68.20	24.65	100.0	V	28.0	-1.9
2860.250000	---	33.80	54.00	20.20	100.0	V	11.0	0.5
3100.875000	45.99	---	68.20	22.21	200.0	V	192.0	1.5
4302.250000	---	36.49	54.00	17.51	200.0	V	231.0	4.5
4429.125000	48.17	---	68.20	20.03	200.0	H	173.0	4.9
6601.750000	50.16	---	68.20	18.04	100.0	H	184.0	8.7
7361.250000	---	40.19	54.00	13.81	100.0	V	301.0	9.8

Remark: 1. Correction Factor = Antenna factor+ Insertion loss (cable loss + amplifier gain)

This report shall not be reproduced except in full, without the written approval of TA Technology (Shanghai) Co., Ltd.

802.11n (HT20) CH48

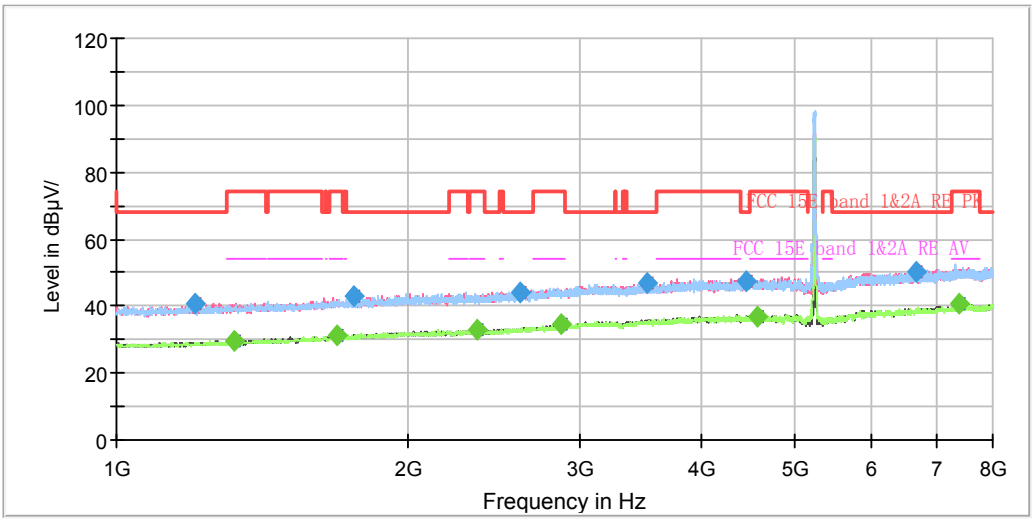

Note: The signal beyond the limit is carrier.

Radiates Emission from 1GHz to 8GHz

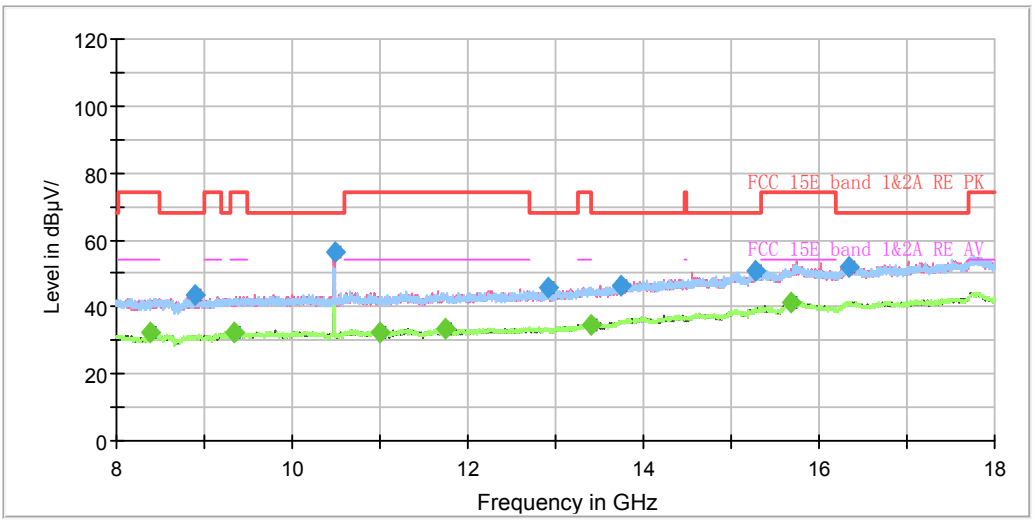

Radiates Emission from 8GHz to 18GHz

This report shall not be reproduced except in full, without the written approval of TA Technology (Shanghai) Co., Ltd.

Frequency (MHz)	Peak (dBuV/m)	Average (dBuV/m)	Limit (dBuV/m)	Margin (dB)	Height (cm)	Polarization	Azimuth (deg)	Correct Factor (dB)
1206.500000	40.77	---	68.20	27.43	100.0	V	303.0	-7.8
1319.375000	---	29.35	54.00	24.65	200.0	V	231.0	-7.1
1688.625000	---	31.14	54.00	22.86	200.0	V	338.0	-5.1
1758.625000	43.25	---	68.20	24.95	100.0	H	89.0	-4.7
2352.750000	---	32.78	54.00	21.22	100.0	H	269.0	-2.1
2610.000000	44.26	---	68.20	23.94	200.0	H	109.0	-0.9
2866.375000	---	34.51	54.00	19.49	200.0	V	170.0	0.5
3524.375000	47.12	---	68.20	21.08	100.0	V	0.0	2.4
4451.000000	47.43	---	68.20	20.77	200.0	V	215.0	4.9
4571.750000	---	36.62	54.00	17.38	200.0	V	346.0	5.2
6665.625000	50.22	---	68.20	17.98	200.0	V	312.0	8.8
7398.000000	---	40.53	54.00	13.47	100.0	H	204.0	9.8

Remark: 1. Correction Factor = Antenna factor+ Insertion loss (cable loss + amplifier gain)

This report shall not be reproduced except in full, without the written approval of TA Technology (Shanghai) Co., Ltd.

802.11n (HT20) CH52

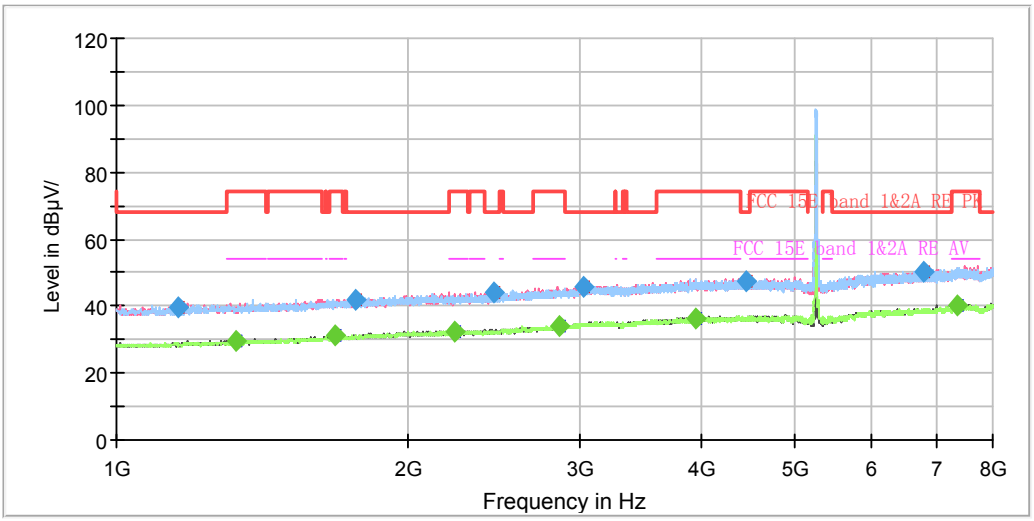

Note: The signal beyond the limit is carrier.

Radiates Emission from 1GHz to 8GHz

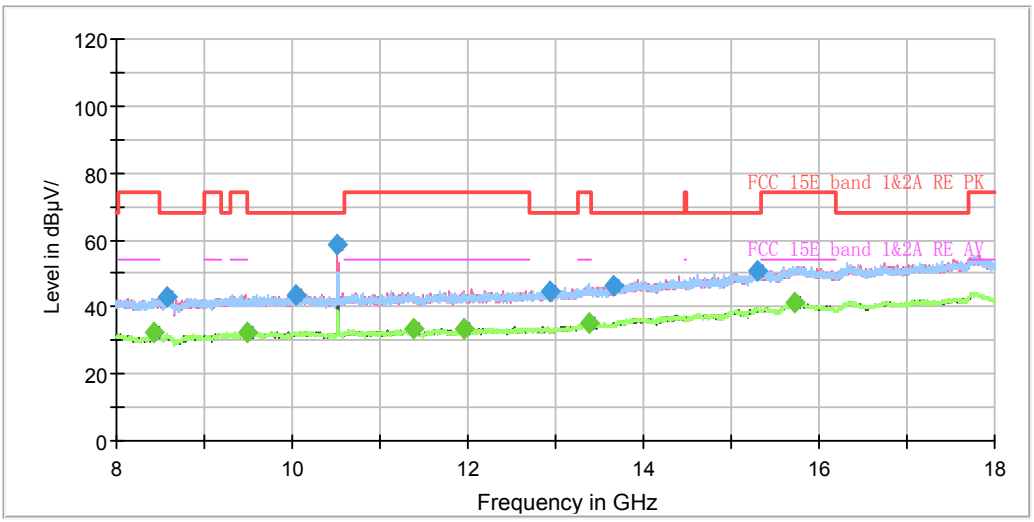

Radiates Emission from 8GHz to 18GHz

This report shall not be reproduced except in full, without the written approval of TA Technology (Shanghai) Co., Ltd.

Frequency (MHz)	Peak (dBuV/m)	Average (dBuV/m)	Limit (dBuV/m)	Margin (dB)	Height (cm)	Polarization	Azimuth (deg)	Correct Factor (dB)
1156.625000	39.74	---	68.20	28.46	100.0	V	203.0	-8.0
1329.875000	---	29.49	54.00	24.51	200.0	V	79.0	-7.1
1680.750000	---	31.27	54.00	22.73	100.0	V	187.0	-5.1
1767.375000	41.87	---	68.20	26.33	100.0	V	292.0	-4.7
2235.500000	---	32.09	54.00	21.91	200.0	V	347.0	-2.6
2447.250000	44.07	---	68.20	24.13	100.0	V	178.0	-1.7
2865.500000	---	33.95	54.00	20.05	100.0	V	29.0	0.5
3026.500000	45.80	---	68.20	22.40	100.0	H	209.0	1.3
3949.625000	---	36.47	54.00	17.53	200.0	H	41.0	3.9
4450.125000	47.60	---	68.20	20.60	200.0	V	200.0	4.9
6787.250000	50.43	---	68.20	17.77	100.0	V	171.0	9.0
7360.375000	---	40.39	54.00	13.61	100.0	H	275.0	9.8

Remark: 1. Correction Factor = Antenna factor+ Insertion loss (cable loss + amplifier gain)

This report shall not be reproduced except in full, without the written approval of TA Technology (Shanghai) Co., Ltd.

802.11n (HT20) CH60

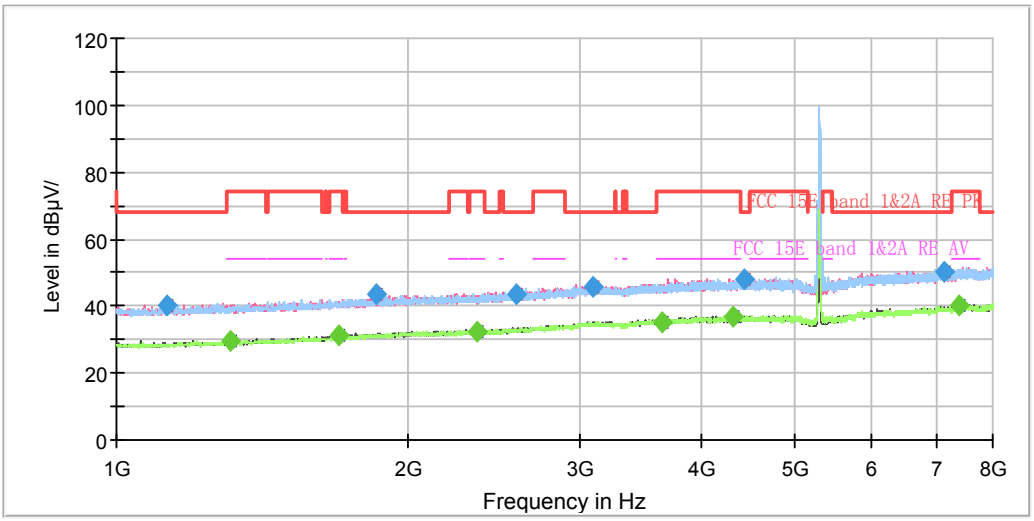

Note: The signal beyond the limit is carrier.
Radiates Emission from 1GHz to 8GHz

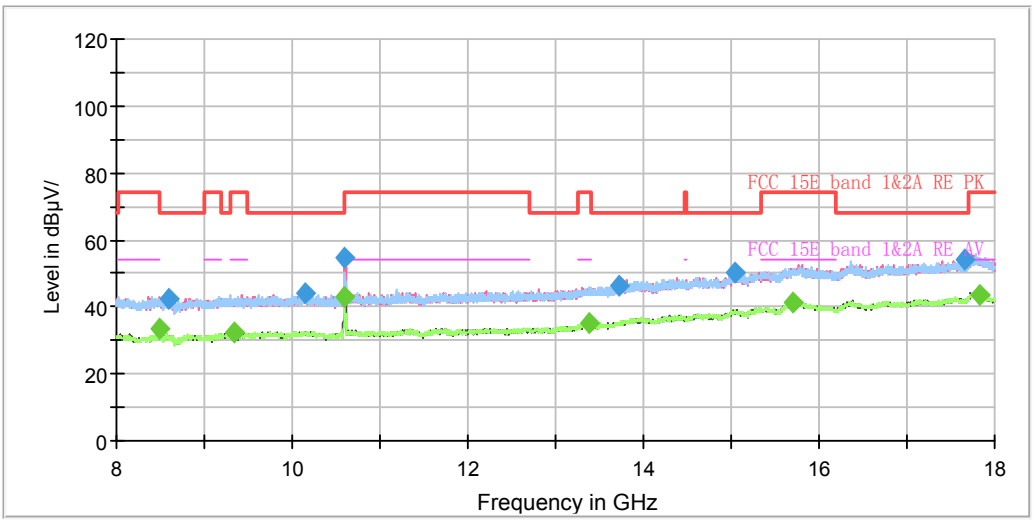

Radiates Emission from 8GHz to 18GHz

This report shall not be reproduced except in full, without the written approval of TA Technology (Shanghai) Co., Ltd.

Frequency (MHz)	Peak (dBuV/m)	Average (dBuV/m)	Limit (dBuV/m)	Margin (dB)	Height (cm)	Polarization	Azimuth (deg)	Correct Factor (dB)
1126.000000	40.12	---	68.20	28.08	200.0	V	55.0	-8.2
1309.750000	---	29.54	54.00	24.47	100.0	V	0.0	-7.2
1697.375000	---	31.19	54.00	22.81	200.0	H	0.0	-5.0
1855.750000	43.81	---	68.20	24.39	100.0	V	32.0	-4.2
2350.125000	---	32.63	54.00	21.37	100.0	V	339.0	-2.1
2577.625000	43.79	---	68.20	24.41	200.0	H	342.0	-1.1
3097.375000	45.88	---	68.20	22.32	100.0	H	192.0	1.5
3646.000000	---	35.42	54.00	18.58	200.0	V	139.0	2.8
4320.625000	---	36.93	54.00	17.07	100.0	V	194.0	4.6
4439.625000	47.79	---	68.20	20.41	100.0	V	0.0	4.9
7122.375000	50.50	---	68.20	17.70	200.0	V	181.0	9.4
7396.250000	---	40.29	54.00	13.71	100.0	V	105.0	9.8

Remark: 1. Correction Factor = Antenna factor+ Insertion loss (cable loss + amplifier gain)

This report shall not be reproduced except in full, without the written approval of TA Technology (Shanghai) Co., Ltd.

802.11n (HT20) CH64

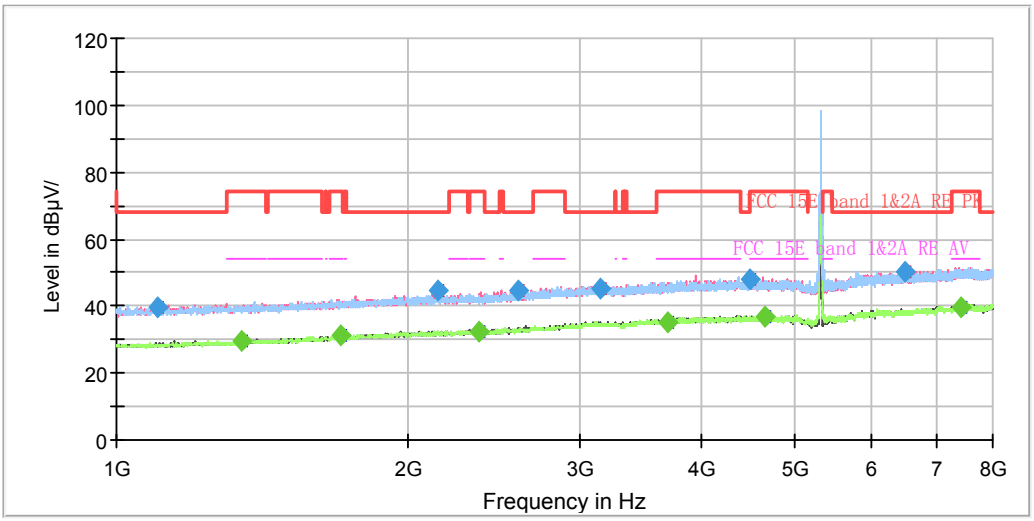

Note: The signal beyond the limit is carrier.

Radiates Emission from 1GHz to 8GHz

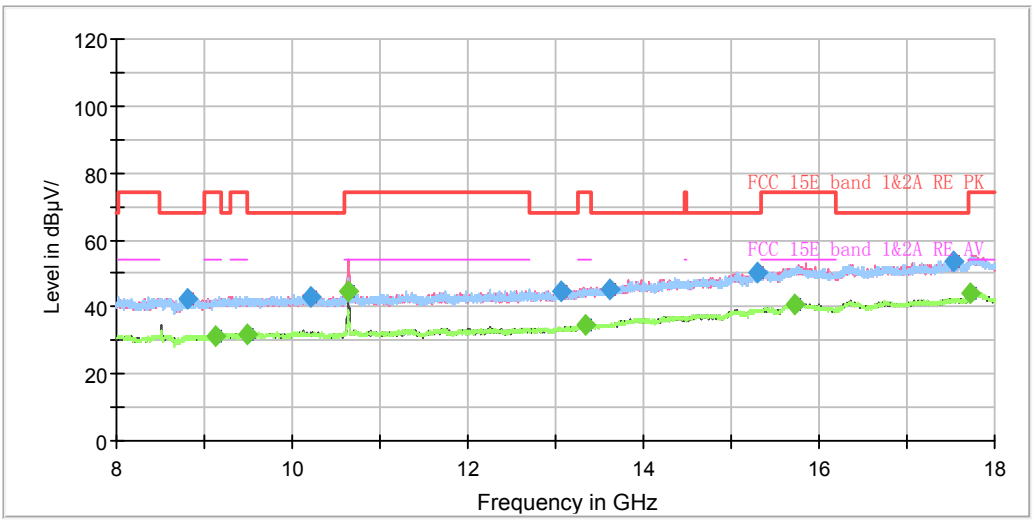

Radiates Emission from 8GHz to 18GHz

This report shall not be reproduced except in full, without the written approval of TA Technology (Shanghai) Co., Ltd.

Frequency (MHz)	Peak (dBuV/m)	Average (dBuV/m)	Limit (dBuV/m)	Margin (dB)	Height (cm)	Polarization	Azimuth (deg)	Correct Factor (dB)
1101.500000	39.58	---	68.20	28.62	200.0	H	17.0	-8.3
1343.000000	---	29.41	54.00	24.59	100.0	V	126.0	-7.0
1704.375000	---	31.07	54.00	22.93	200.0	V	205.0	-5.0
2143.625000	44.78	---	68.20	23.42	200.0	V	173.0	-2.7
2367.625000	---	32.11	54.00	21.89	200.0	V	0.0	-2.1
2592.500000	44.39	---	68.20	23.81	100.0	H	0.0	-1.0
3151.625000	45.23	---	68.20	22.97	200.0	V	107.0	1.6
3702.875000	---	35.35	54.00	18.65	200.0	V	205.0	3.1
4487.750000	47.97	---	68.20	20.23	100.0	H	145.0	4.9
4654.875000	---	36.70	54.00	17.30	100.0	V	151.0	5.5
6508.125000	50.13	---	68.20	18.07	200.0	V	214.0	8.6
7419.000000	---	39.85	54.00	14.15	200.0	V	2.0	9.8

Remark: 1. Correction Factor = Antenna factor+ Insertion loss (cable loss + amplifier gain)

This report shall not be reproduced except in full, without the written approval of TA Technology (Shanghai) Co., Ltd.

802.11n (HT20) CH100

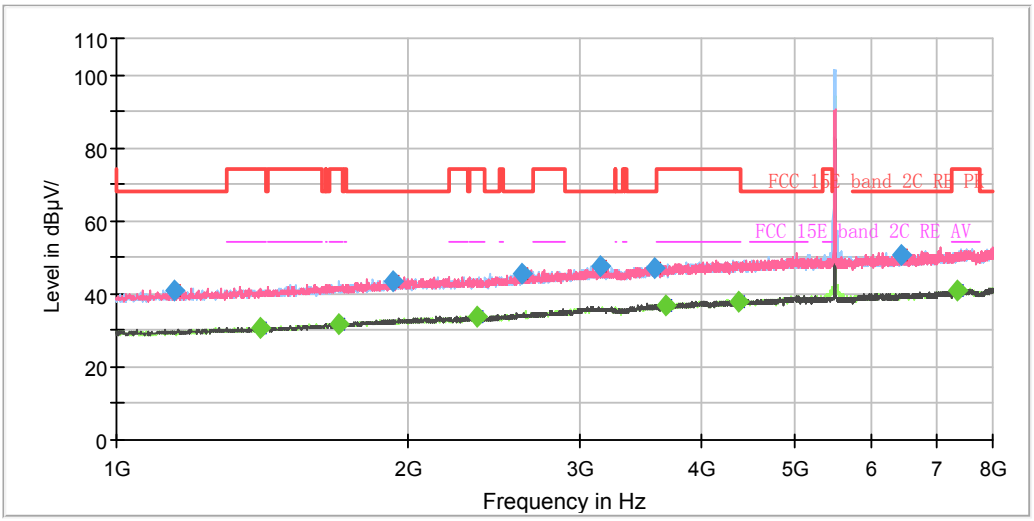

Note: The signal beyond the limit is carrier.

Radiates Emission from 1GHz to 8GHz

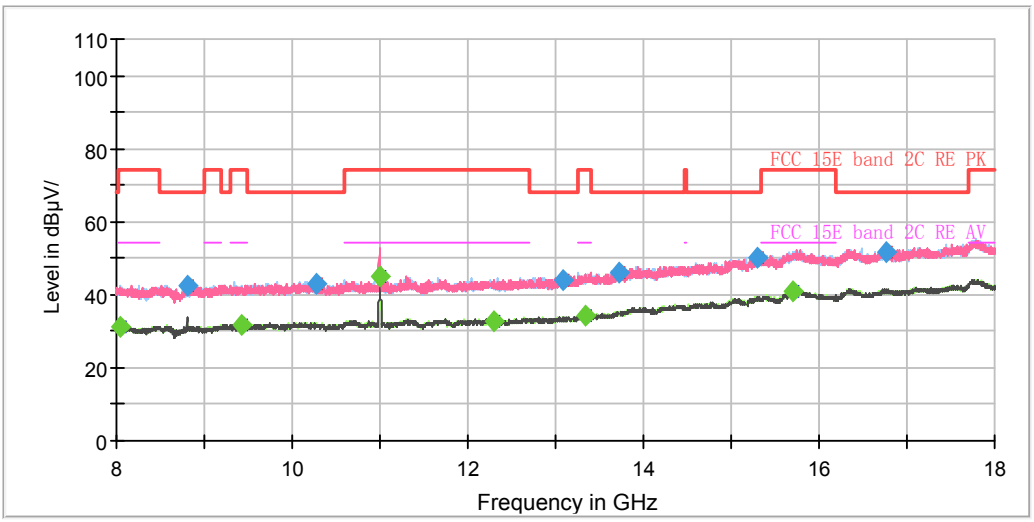

Radiates Emission from 8GHz to 18GHz

This report shall not be reproduced except in full, without the written approval of TA Technology (Shanghai) Co., Ltd.

Frequency (MHz)	Peak (dBuV/m)	Average (dBuV/m)	Limit (dBuV/m)	Margin (dB)	Height (cm)	Polarization	Azimuth (deg)	Correct Factor (dB)
1148.750000	41.05	---	68.20	27.15	100.0	H	229.0	-8.1
1406.000000	---	30.49	54.00	23.51	200.0	H	192.0	-6.7
1692.125000	---	31.97	54.00	22.03	100.0	H	302.0	-5.1
1926.625000	43.51	---	68.20	24.69	100.0	H	0.0	-3.9
2349.250000	---	33.60	54.00	20.40	200.0	V	137.0	-2.1
2619.625000	45.70	---	68.20	22.50	100.0	H	273.0	-0.9
3156.875000	47.38	---	68.20	20.82	100.0	V	220.0	1.6
3579.500000	47.06	---	68.20	21.14	200.0	H	6.0	2.9
3681.000000	---	36.96	54.00	17.04	100.0	H	0.0	3.0
4383.625000	---	37.82	54.00	16.18	100.0	H	353.0	4.8
6429.375000	50.63	---	68.20	17.57	200.0	H	324.0	8.5
7350.750000	---	40.72	54.00	13.28	100.0	H	309.0	9.8

Remark: 1. Correction Factor = Antenna factor+ Insertion loss (cable loss + amplifier gain)

This report shall not be reproduced except in full, without the written approval of TA Technology (Shanghai) Co., Ltd.

802.11n (HT20) CH116

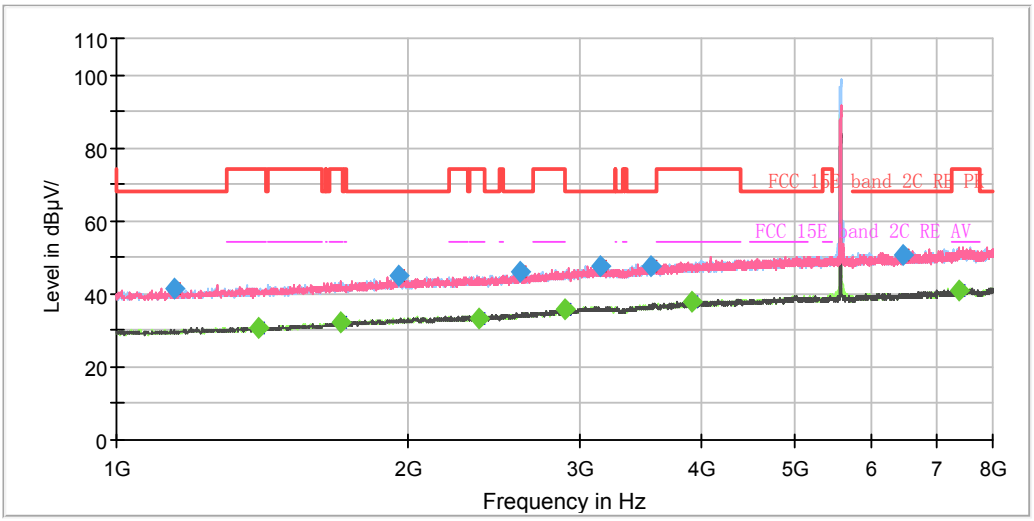

Note: The signal beyond the limit is carrier.

Radiates Emission from 1GHz to 8GHz

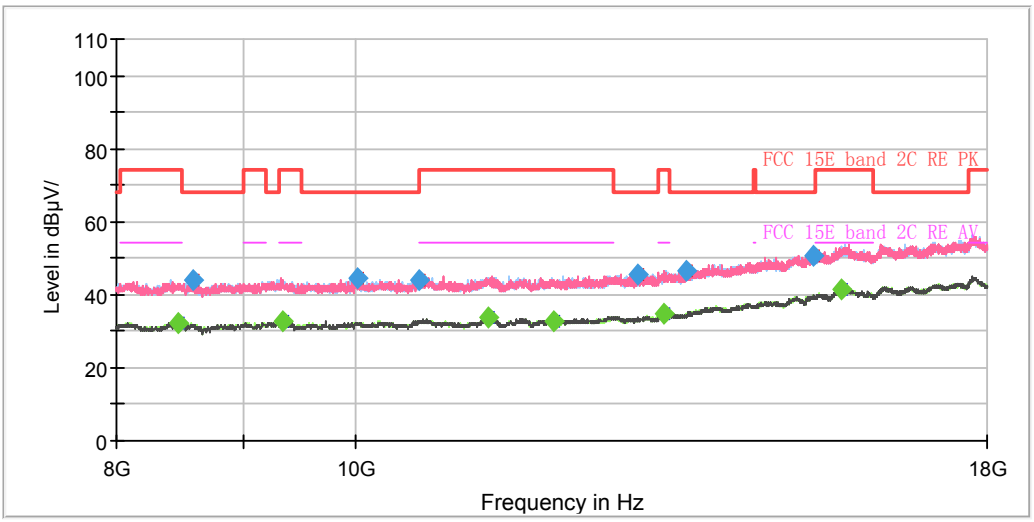

Radiates Emission from 8GHz to 18GHz

This report shall not be reproduced except in full, without the written approval of TA Technology (Shanghai) Co., Ltd.

Frequency (MHz)	Peak (dBuV/m)	Average (dBuV/m)	Limit (dBuV/m)	Margin (dB)	Height (cm)	Polarization	Azimuth (deg)	Correct Factor (dB)
1148.750000	41.61	---	68.20	26.59	200.0	H	108.0	-8.1
1402.500000	---	30.80	54.00	23.20	100.0	H	273.0	-6.7
1706.125000	---	32.15	54.00	21.85	100.0	H	0.0	-5.0
1955.500000	44.95	---	68.20	23.25	200.0	V	211.0	-3.6
2360.625000	---	33.41	54.00	20.59	200.0	H	0.0	-2.1
2608.250000	46.00	---	68.20	22.20	200.0	H	78.0	-0.9
2893.500000	---	35.68	54.00	18.32	100.0	H	180.0	0.5
3153.375000	47.48	---	68.20	20.72	200.0	V	247.0	1.6
3546.250000	47.48	---	68.20	20.72	100.0	H	9.0	2.6
3920.750000	---	37.67	54.00	16.33	100.0	H	353.0	3.8
6454.750000	50.49	---	68.20	17.71	100.0	V	231.0	8.5
7384.000000	---	41.14	54.00	12.86	100.0	V	102.0	9.8

Remark: 1. Correction Factor = Antenna factor+ Insertion loss (cable loss + amplifier gain)

This report shall not be reproduced except in full, without the written approval of TA Technology (Shanghai) Co., Ltd.

802.11n (HT20) CH140

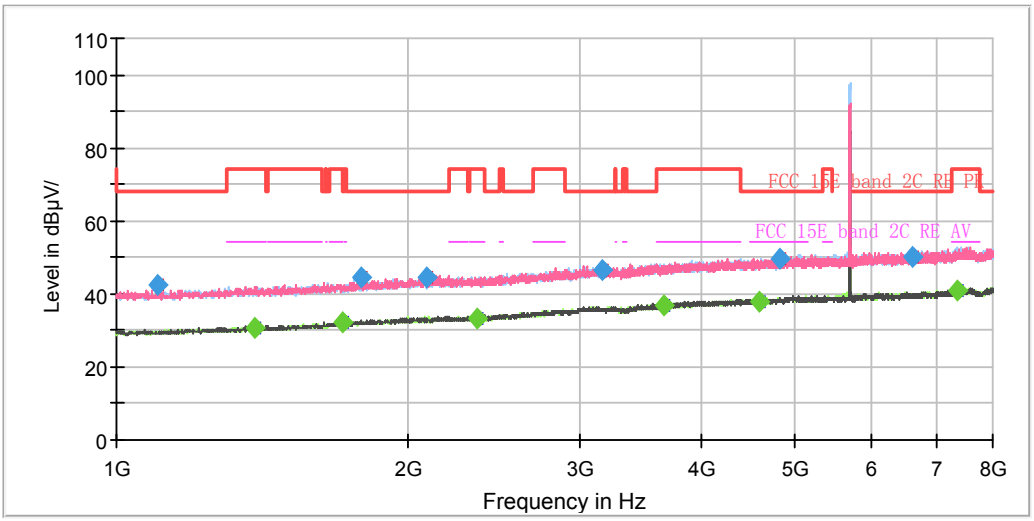

Note: The signal beyond the limit is carrier.

Radiates Emission from 1GHz to 8GHz

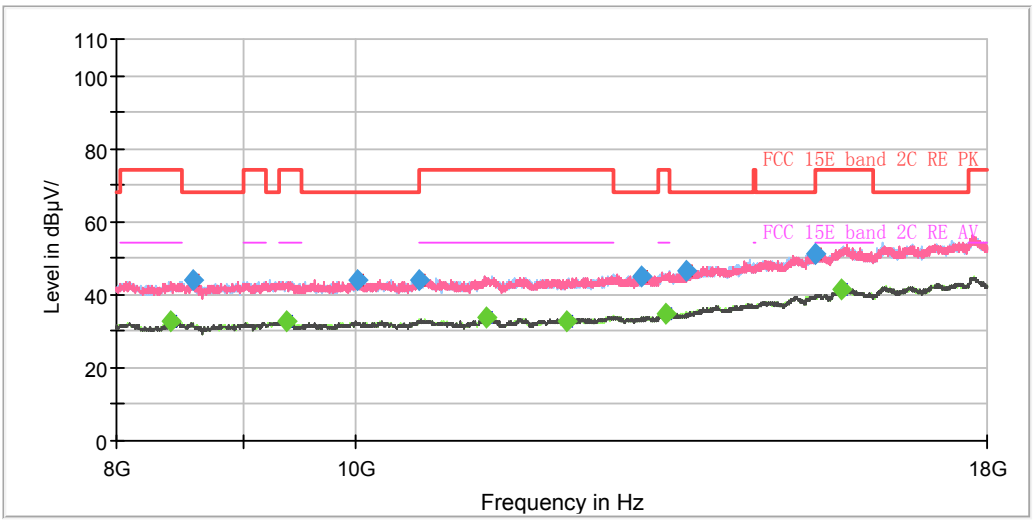

Radiates Emission from 8GHz to 18GHz

This report shall not be reproduced except in full, without the written approval of TA Technology (Shanghai) Co., Ltd.

Frequency (MHz)	Peak (dBuV/m)	Average (dBuV/m)	Limit (dBuV/m)	Margin (dB)	Height (cm)	Polarization	Azimuth (deg)	Correct Factor (dB)
1102.375000	42.28	---	68.20	25.92	100.0	H	147.0	-8.3
1387.625000	---	30.68	54.00	23.32	200.0	H	183.0	-6.8
1707.875000	---	32.09	54.00	21.91	200.0	H	64.0	-5.0
1791.000000	44.47	---	68.20	23.73	200.0	V	343.0	-4.5
2087.625000	44.58	---	68.20	23.62	200.0	V	343.0	-3.0
2353.625000	---	33.46	54.00	20.54	200.0	H	27.0	-2.1
3160.375000	46.66	---	68.20	21.54	100.0	H	296.0	1.6
3667.875000	---	36.93	54.00	17.07	200.0	H	13.0	3.0
4596.250000	---	38.06	54.00	15.94	100.0	H	200.0	5.2
4819.375000	49.78	---	68.20	18.42	200.0	V	158.0	5.9
6617.500000	50.38	---	68.20	17.82	200.0	H	337.0	8.7
7363.000000	---	41.16	54.00	12.84	100.0	V	175.0	9.8

Remark: 1. Correction Factor = Antenna factor+ Insertion loss (cable loss + amplifier gain)

This report shall not be reproduced except in full, without the written approval of TA Technology (Shanghai) Co., Ltd.

802.11n (HT20) CH149

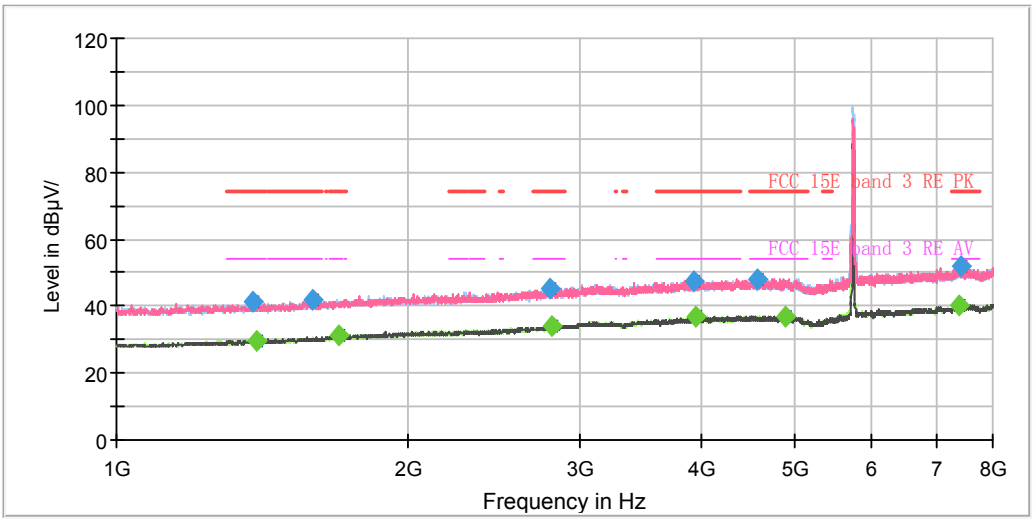

Note: The signal beyond the limit is carrier.
Radiates Emission from 1GHz to 8GHz

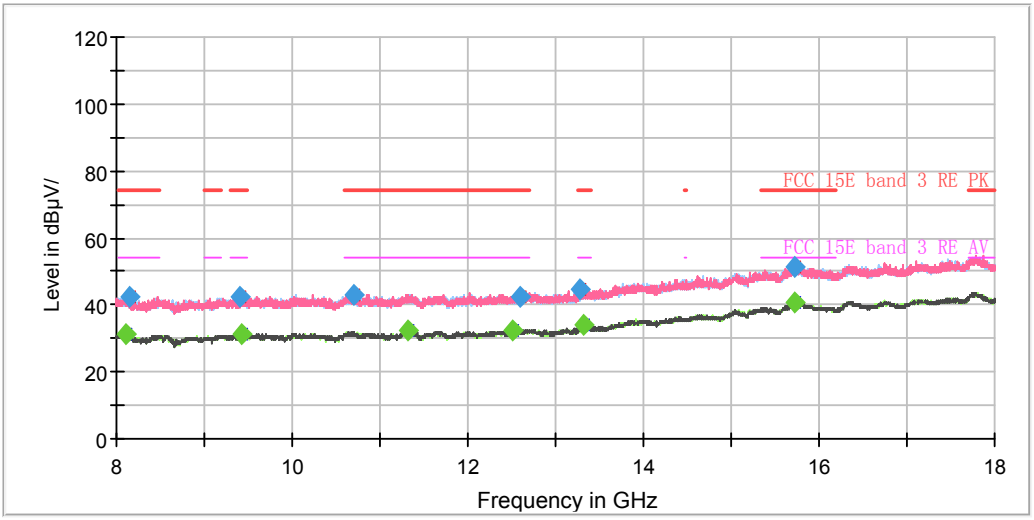

Radiates Emission from 8GHz to 18GHz

This report shall not be reproduced except in full, without the written approval of TA Technology (Shanghai) Co., Ltd.

Frequency (MHz)	Peak (dBuV/m)	Average (dBuV/m)	Limit (dBuV/m)	Margin (dB)	Height (cm)	Polarization	Azimuth (deg)	Correct Factor (dB)
1385.000000	41.23	---	74.00	32.77	100.0	H	16.0	-6.8
1396.375000	---	29.72	54.00	24.28	200.0	H	323.0	-6.7
1589.750000	41.81	---	74.00	32.19	100.0	V	244.0	-5.6
1691.250000	---	31.06	54.00	22.94	100.0	V	229.0	-5.1
2797.250000	45.29	---	74.00	28.71	100.0	H	88.0	0.1
2813.875000	---	34.15	54.00	19.85	100.0	H	202.0	0.2
3935.625000	47.52	---	74.00	26.48	200.0	V	342.0	3.9
3956.625000	---	36.57	54.00	17.43	100.0	V	337.0	3.9
4579.625000	48.17	---	74.00	25.83	100.0	H	45.0	5.2
4889.375000	---	37.01	54.00	16.99	200.0	V	342.0	6.3
7388.375000	---	40.42	54.00	13.58	200.0	V	1.0	9.8
7421.625000	51.87	---	74.00	22.13	200.0	H	338.0	9.8

Remark: 1. Correction Factor = Antenna factor+ Insertion loss (cable loss + amplifier gain)

This report shall not be reproduced except in full, without the written approval of TA Technology (Shanghai) Co., Ltd.

802.11n (HT20) CH157

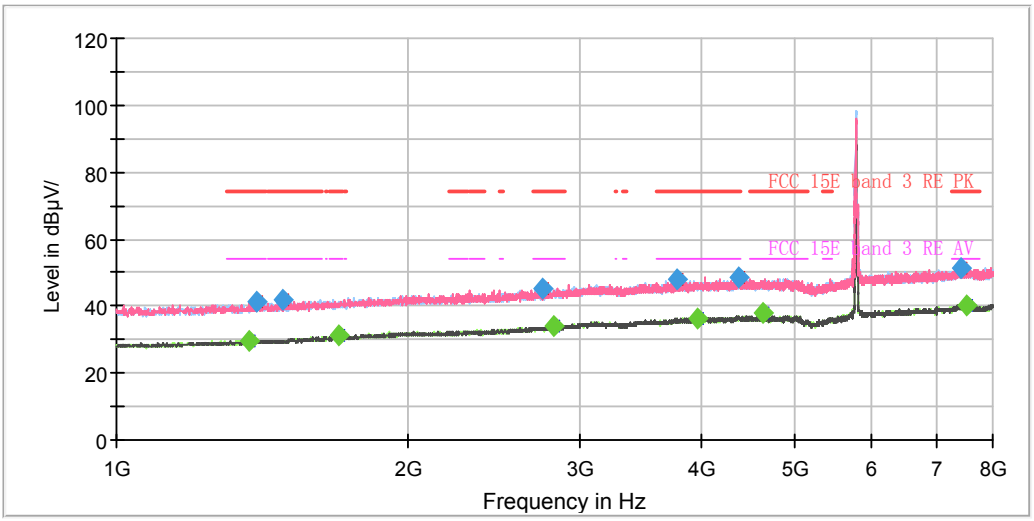

Note: The signal beyond the limit is carrier.
Radiates Emission from 1GHz to 8GHz

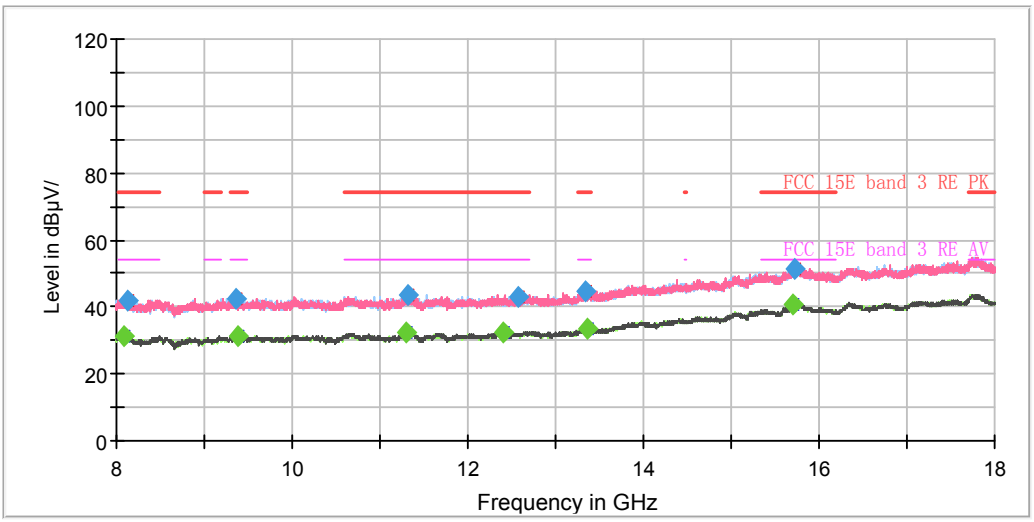

Radiates Emission from 8GHz to 18GHz

This report shall not be reproduced except in full, without the written approval of TA Technology (Shanghai) Co., Ltd.

Frequency (MHz)	Peak (dBuV/m)	Average (dBuV/m)	Limit (dBuV/m)	Margin (dB)	Height (cm)	Polarization	Azimuth (deg)	Correct Factor (dB)
1367.500000	---	29.84	54.00	24.16	100.0	V	125.0	-6.9
1397.250000	41.42	---	74.00	32.58	200.0	V	334.0	-6.7
1483.000000	42.00	---	74.00	32.00	200.0	H	179.0	-6.2
1691.250000	---	31.09	54.00	22.91	100.0	H	163.0	-5.1
2745.625000	45.09	---	74.00	28.91	100.0	H	206.0	-0.2
2824.375000	---	34.06	54.00	19.94	200.0	V	64.0	0.2
3786.000000	47.74	---	74.00	26.26	100.0	H	111.0	3.5
3965.375000	---	36.54	54.00	17.46	200.0	H	353.0	3.9
4374.000000	48.57	---	74.00	25.43	200.0	H	359.0	4.8
4627.750000	---	37.85	54.00	16.15	100.0	H	0.0	5.3
7404.125000	51.58	---	74.00	22.42	100.0	H	111.0	9.8
7503.000000	---	40.41	54.00	13.59	100.0	V	241.0	9.9

Remark: 1. Correction Factor = Antenna factor+ Insertion loss (cable loss + amplifier gain)

This report shall not be reproduced except in full, without the written approval of TA Technology (Shanghai) Co., Ltd.

802.11n (HT20) CH165

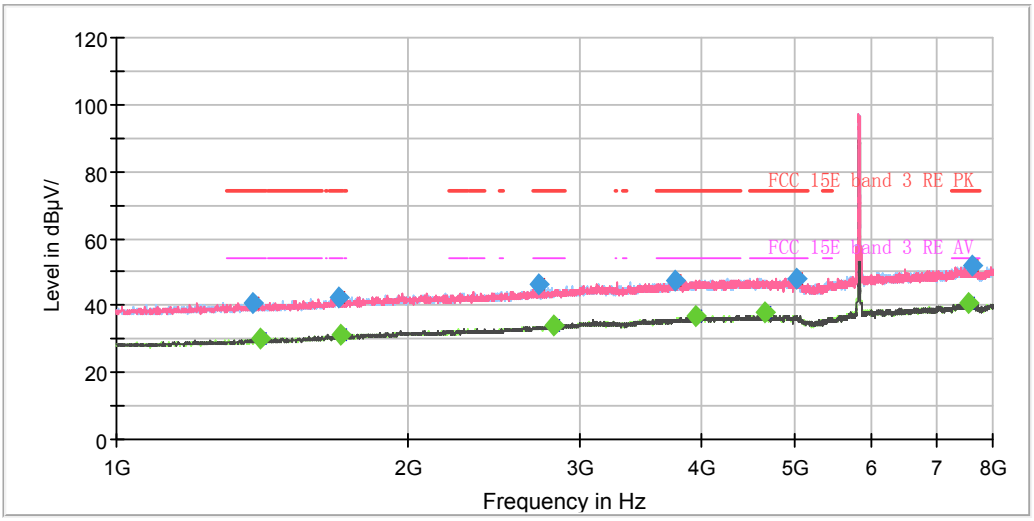

Note: The signal beyond the limit is carrier.

Radiates Emission from 1GHz to 8GHz

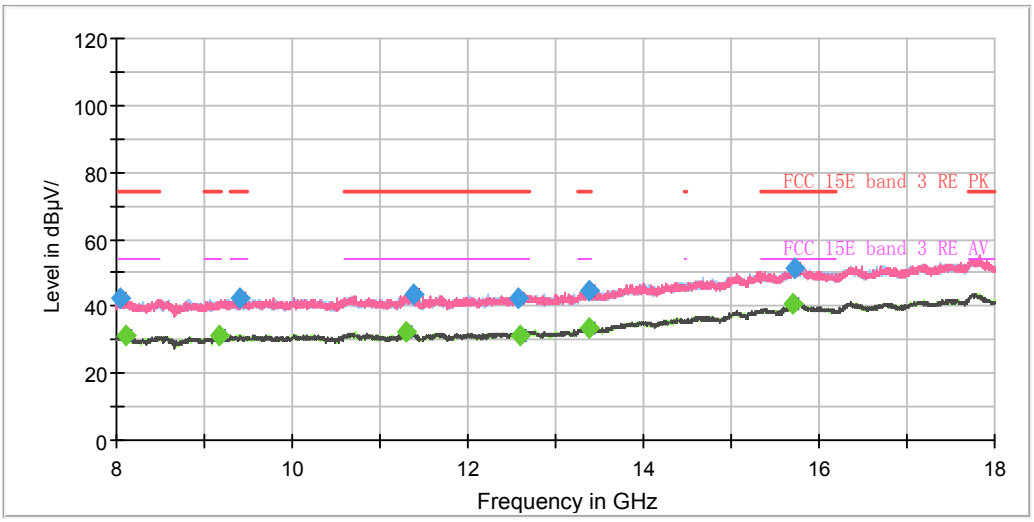

Radiates Emission from 8GHz to 18GHz

This report shall not be reproduced except in full, without the written approval of TA Technology (Shanghai) Co., Ltd.

Frequency (MHz)	Peak (dBuV/m)	Average (dBuV/m)	Limit (dBuV/m)	Margin (dB)	Height (cm)	Polarization	Azimuth (deg)	Correct Factor (dB)
1383.250000	40.99	---	74.00	33.01	200.0	V	83.0	-6.8
1405.125000	---	30.24	54.00	23.76	100.0	H	33.0	-6.7
1697.375000	42.16	---	74.00	31.84	200.0	H	287.0	-5.0
1700.000000	---	30.98	54.00	23.02	200.0	H	294.0	-5.0
2728.125000	46.34	---	74.00	27.66	200.0	V	54.0	-0.4
2827.875000	---	33.96	54.00	20.04	200.0	H	242.0	0.2
3758.875000	47.35	---	74.00	26.65	100.0	V	106.0	3.3
3946.125000	---	36.78	54.00	17.22	200.0	V	235.0	3.9
4660.125000	---	38.06	54.00	15.94	100.0	H	155.0	5.5
5027.625000	48.14	---	74.00	25.86	200.0	V	54.0	6.6
7564.250000	---	40.54	54.00	13.46	200.0	H	21.0	10.0
7620.250000	51.64	---	74.00	22.36	100.0	V	0.0	10.2

Remark: 1. Correction Factor = Antenna factor+ Insertion loss (cable loss + amplifier gain)

This report shall not be reproduced except in full, without the written approval of TA Technology (Shanghai) Co., Ltd.

802.11n (HT40) CH38

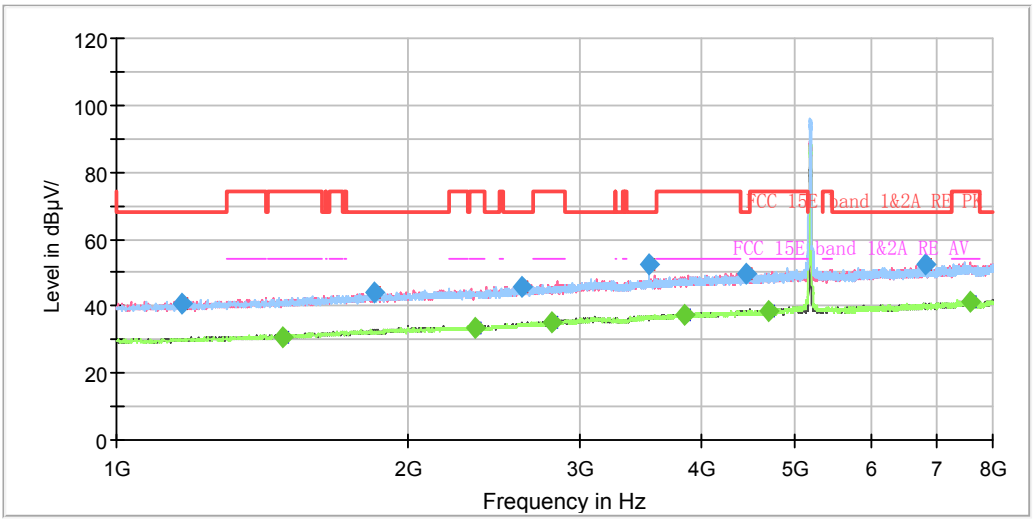

Note: The signal beyond the limit is carrier.

Radiates Emission from 1GHz to 8GHz

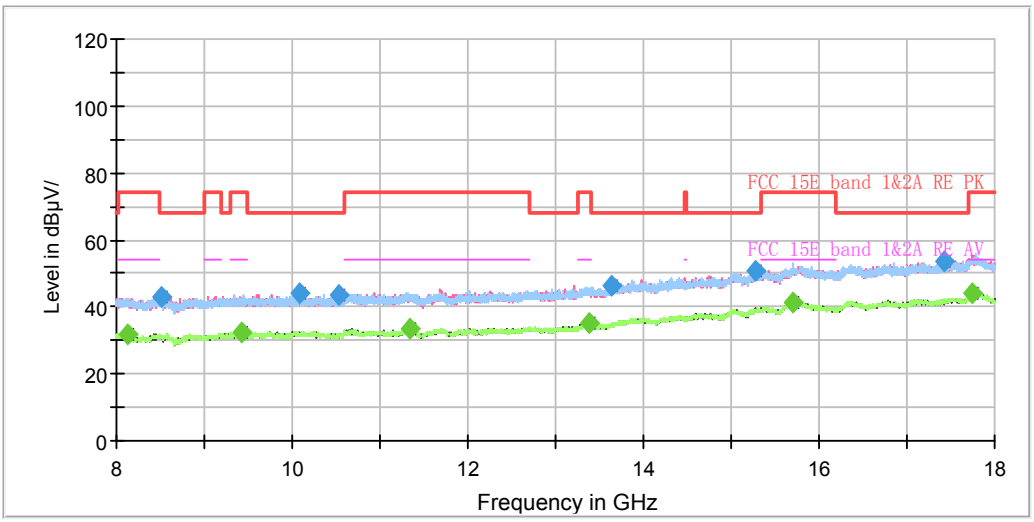

Radiates Emission from 8GHz to 18GHz

This report shall not be reproduced except in full, without the written approval of TA Technology (Shanghai) Co., Ltd.

Frequency (MHz)	Peak (dBuV/m)	Average (dBuV/m)	Limit (dBuV/m)	Margin (dB)	Height (cm)	Polarization	Azimuth (deg)	Correct Factor (dB)
1167.125000	40.93	---	68.20	27.27	100.0	H	163.0	-8.0
1481.250000	---	30.89	54.00	23.11	100.0	V	123.0	-6.3
1846.125000	43.99	---	68.20	24.21	200.0	H	68.0	-4.3
2342.250000	---	33.47	54.00	20.53	200.0	V	16.0	-2.1
2615.250000	45.55	---	68.20	22.65	100.0	H	256.0	-0.9
2813.875000	---	34.88	54.00	19.12	100.0	V	339.0	0.2
3533.125000	52.63	---	68.20	15.57	200.0	H	176.0	2.5
3848.125000	---	37.51	54.00	16.49	200.0	V	291.0	3.7
4450.125000	49.77	---	68.20	18.43	100.0	H	177.0	4.9
4695.125000	---	38.67	54.00	15.33	200.0	V	159.0	5.6
6816.125000	52.20	---	68.20	16.00	200.0	V	103.0	9.1
7574.750000	---	41.22	54.00	12.78	100.0	V	231.0	10.1

Remark: 1. Correction Factor = Antenna factor+ Insertion loss (cable loss + amplifier gain)

This report shall not be reproduced except in full, without the written approval of TA Technology (Shanghai) Co., Ltd.

802.11n (HT40) CH46

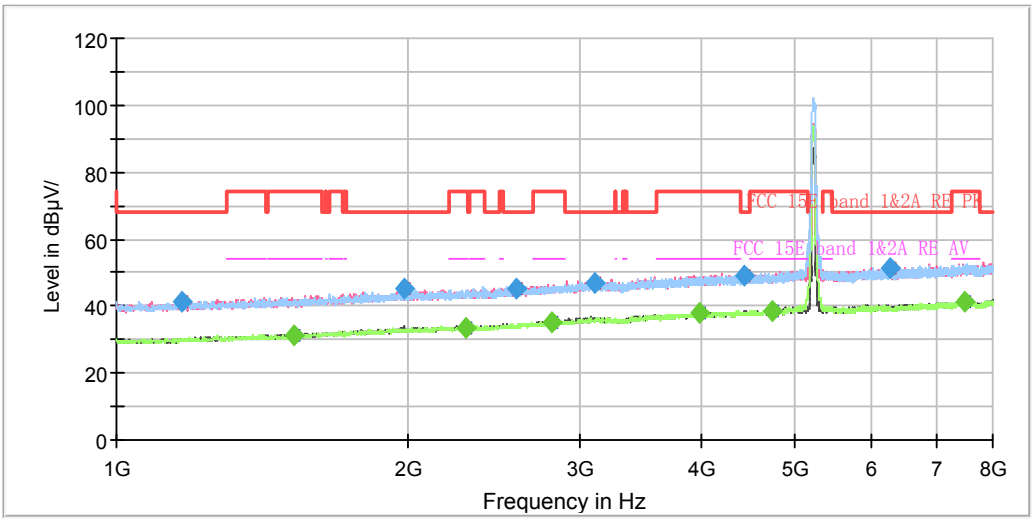

Note: The signal beyond the limit is carrier.

Radiates Emission from 1GHz to 8GHz

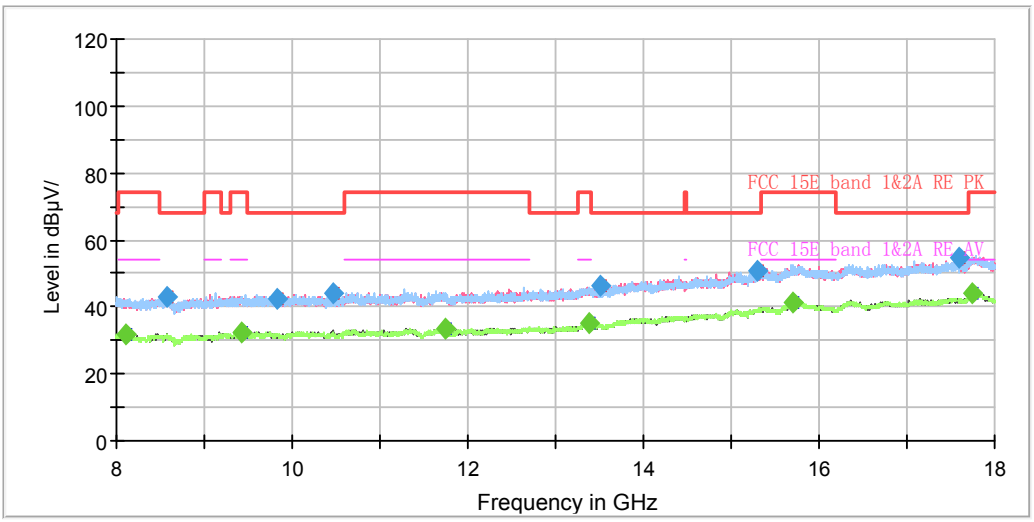

Radiates Emission from 8GHz to 18GHz

This report shall not be reproduced except in full, without the written approval of TA Technology (Shanghai) Co., Ltd.

Frequency (MHz)	Peak (dBuV/m)	Average (dBuV/m)	Limit (dBuV/m)	Margin (dB)	Height (cm)	Polarization	Azimuth (deg)	Correct Factor (dB)
1169.750000	41.45	---	68.20	26.75	100.0	V	177.0	-8.0
1525.000000	---	31.14	54.00	22.86	200.0	V	50.0	-6.0
1976.500000	44.95	---	68.20	23.25	100.0	H	214.0	-3.5
2294.125000	---	33.42	54.00	20.58	200.0	V	98.0	-2.2
2587.250000	45.39	---	68.20	22.81	200.0	V	241.0	-1.0
2806.875000	---	35.03	54.00	18.97	100.0	V	49.0	0.1
3111.375000	47.10	---	68.20	21.10	100.0	V	350.0	1.6
3995.125000	---	38.00	54.00	16.00	200.0	H	125.0	4.0
4445.750000	49.39	---	68.20	18.81	100.0	H	342.0	4.9
4732.750000	---	38.43	54.00	15.57	100.0	V	21.0	5.7
6263.125000	51.31	---	68.20	16.89	200.0	V	0.0	8.2
7469.750000	---	41.33	54.00	12.67	200.0	V	43.0	9.8

Remark: 1. Correction Factor = Antenna factor+ Insertion loss (cable loss + amplifier gain)

This report shall not be reproduced except in full, without the written approval of TA Technology (Shanghai) Co., Ltd.

802.11n (HT40) CH54

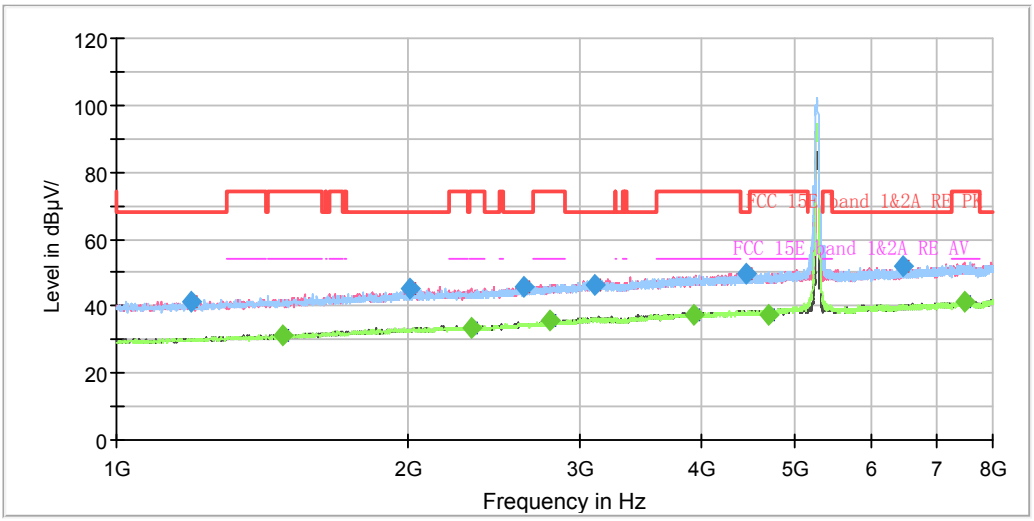

Note: The signal beyond the limit is carrier.

Radiates Emission from 1GHz to 8GHz

Radiates Emission from 8GHz to 18GHz

This report shall not be reproduced except in full, without the written approval of TA Technology (Shanghai) Co., Ltd.

Frequency (MHz)	Peak (dBuV/m)	Average (dBuV/m)	Limit (dBuV/m)	Margin (dB)	Height (cm)	Polarization	Azimuth (deg)	Correct Factor (dB)
1192.500000	41.54	---	68.20	26.66	200.0	V	12.0	-7.8
1483.000000	---	31.22	54.00	22.78	200.0	V	171.0	-6.2
2001.875000	45.03	---	68.20	23.17	200.0	V	206.0	-3.4
2318.625000	---	33.45	54.00	20.55	200.0	V	91.0	-2.2
2630.125000	45.56	---	68.20	22.65	200.0	V	12.0	-0.8
2800.750000	---	35.75	54.00	18.25	200.0	V	346.0	0.1
3107.875000	46.15	---	68.20	22.05	100.0	V	297.0	1.6
3933.875000	---	37.59	54.00	16.41	100.0	V	103.0	3.9
4457.125000	49.58	---	68.20	18.62	200.0	V	0.0	4.9
4704.750000	---	37.49	54.00	16.51	100.0	H	82.0	5.6
6467.875000	51.85	---	68.20	16.35	200.0	V	156.0	8.5
7469.750000	---	41.43	54.00	12.57	200.0	V	0.0	9.8

Remark: 1. Correction Factor = Antenna factor+ Insertion loss (cable loss + amplifier gain)

This report shall not be reproduced except in full, without the written approval of TA Technology (Shanghai) Co., Ltd.

802.11n (HT40) CH62

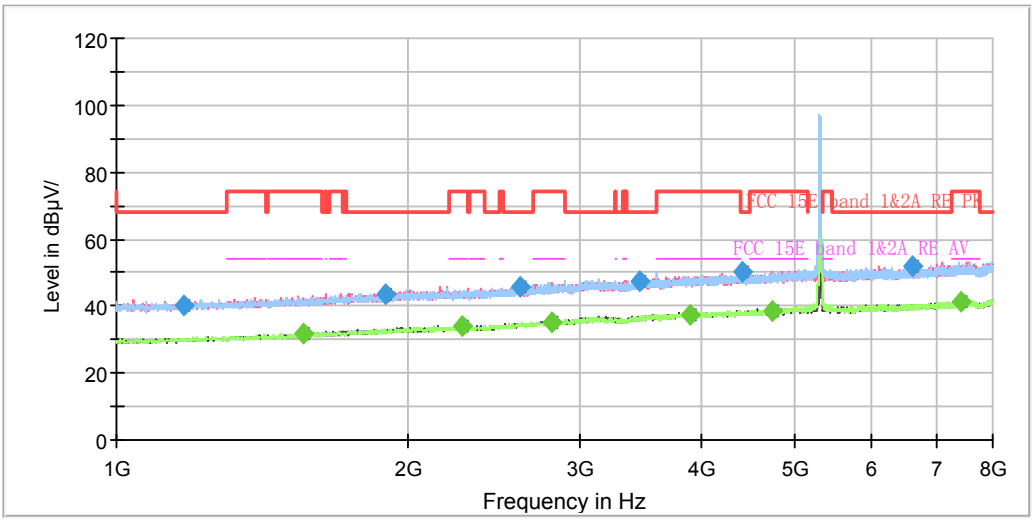

Note: The signal beyond the limit is carrier.

Radiates Emission from 1GHz to 8GHz

Radiates Emission from 8GHz to 18GHz

This report shall not be reproduced except in full, without the written approval of TA Technology (Shanghai) Co., Ltd.

Frequency (MHz)	Peak (dBuV/m)	Average (dBuV/m)	Limit (dBuV/m)	Margin (dB)	Height (cm)	Polarization	Azimuth (deg)	Correct Factor (dB)
1173.250000	40.30	---	68.20	27.90	200.0	H	109.0	-8.0
1556.500000	---	31.78	54.00	22.22	100.0	V	147.0	-5.8
1891.625000	43.50	---	68.20	24.70	200.0	H	209.0	-4.0
2275.750000	---	33.89	54.00	20.11	100.0	V	0.0	-2.3
2601.250000	45.83	---	68.20	22.37	200.0	V	17.0	-1.0
2813.000000	---	35.28	54.00	18.72	200.0	V	89.0	0.2
3467.500000	47.70	---	68.20	20.50	200.0	V	60.0	2.2
3893.625000	---	37.53	54.00	16.47	200.0	V	265.0	3.7
4421.250000	50.10	---	68.20	18.10	200.0	V	111.0	4.9
4738.875000	---	38.59	54.00	15.41	200.0	H	109.0	5.7
6600.875000	51.76	---	68.20	16.44	100.0	V	241.0	8.7
7411.125000	---	41.25	54.00	12.75	100.0	V	298.0	9.8

Remark: 1. Correction Factor = Antenna factor+ Insertion loss (cable loss + amplifier gain)

This report shall not be reproduced except in full, without the written approval of TA Technology (Shanghai) Co., Ltd.

802.11n (HT40) CH102

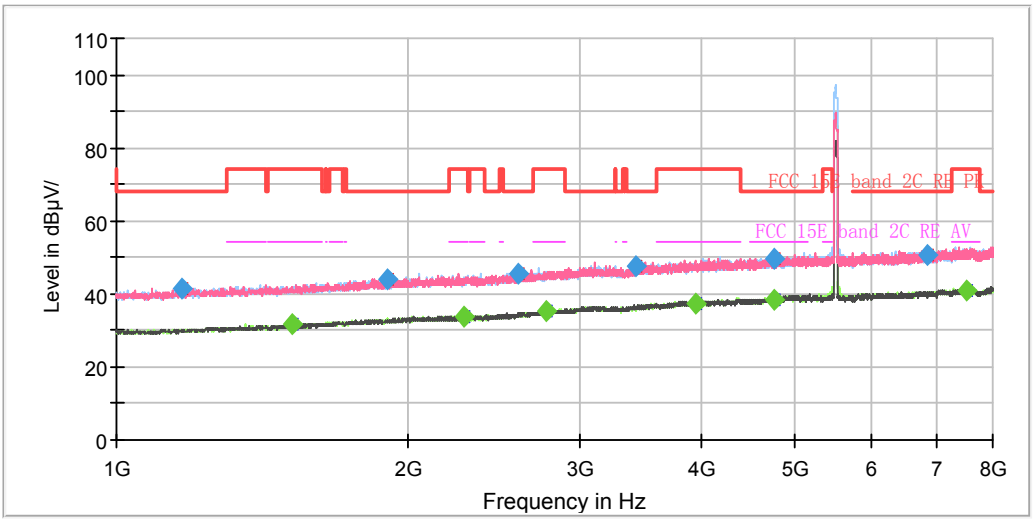

Note: The signal beyond the limit is carrier.
Radiates Emission from 1GHz to 8GHz

Radiates Emission from 8GHz to 18GHz

This report shall not be reproduced except in full, without the written approval of TA Technology (Shanghai) Co., Ltd.

Frequency (MHz)	Peak (dBuV/m)	Average (dBuV/m)	Limit (dBuV/m)	Margin (dB)	Height (cm)	Polarization	Azimuth (deg)	Correct Factor (dB)
1168.000000	41.33	---	68.20	26.87	200.0	V	298.0	-8.0
1517.125000	---	31.59	54.00	22.41	200.0	H	70.0	-6.1
1903.875000	44.18	---	68.20	24.02	100.0	H	281.0	-3.9
2282.750000	---	33.57	54.00	20.43	100.0	H	302.0	-2.3
2597.750000	45.69	---	68.20	22.51	200.0	V	198.0	-1.0
2766.625000	---	35.07	54.00	18.93	100.0	H	352.0	-0.1
3427.250000	47.33	---	68.20	20.87	200.0	V	55.0	2.0
3951.375000	---	37.23	54.00	16.77	200.0	H	343.0	3.9
4760.750000	---	38.18	54.00	15.82	200.0	H	192.0	5.8
4766.000000	49.53	---	68.20	18.67	200.0	H	6.0	5.8
6849.375000	50.87	---	68.20	17.33	100.0	H	146.0	9.1
7529.250000	---	41.05	54.00	12.95	200.0	H	229.0	9.9

Remark: 1. Correction Factor = Antenna factor+ Insertion loss (cable loss + amplifier gain)

This report shall not be reproduced except in full, without the written approval of TA Technology (Shanghai) Co., Ltd.

802.11n (HT40) CH134

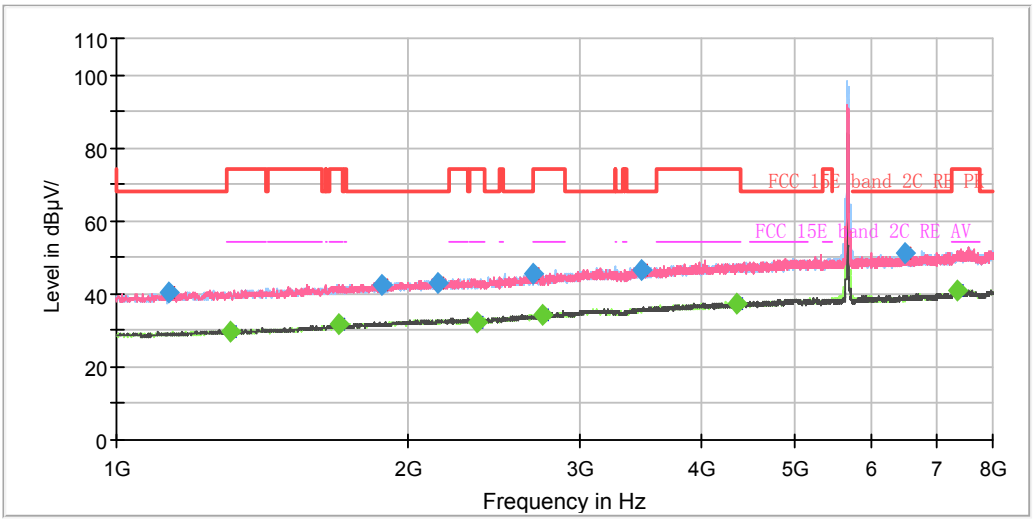

Note: The signal beyond the limit is carrier.

Radiates Emission from 1GHz to 8GHz

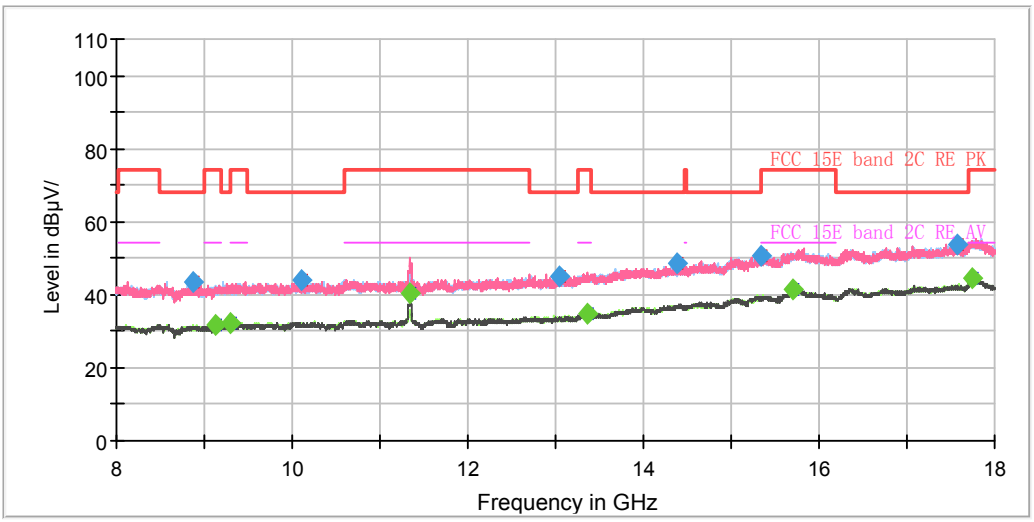

Radiates Emission from 8GHz to 18GHz

This report shall not be reproduced except in full, without the written approval of TA Technology (Shanghai) Co., Ltd.

Frequency (MHz)	Peak (dBuV/m)	Average (dBuV/m)	Limit (dBuV/m)	Margin (dB)	Height (cm)	Polarization	Azimuth (deg)	Correct Factor (dB)
1133.875000	40.55	---	68.20	27.65	100.0	H	16.0	-8.2
1308.875000	---	29.47	54.00	24.53	200.0	H	23.0	-7.2
1694.750000	---	31.56	54.00	22.44	200.0	V	307.0	-5.1
1876.750000	42.59	---	68.20	25.61	200.0	V	292.0	-4.1
2146.250000	43.14	---	68.20	25.06	200.0	H	54.0	-2.7
2353.625000	---	32.41	54.00	21.59	200.0	H	69.0	-2.1
2682.625000	45.52	---	68.20	22.68	200.0	H	105.0	-0.6
2743.000000	---	34.27	54.00	19.73	200.0	H	9.0	-0.3
3481.500000	46.65	---	68.20	21.55	100.0	V	207.0	2.2
4361.750000	---	37.59	54.00	16.41	200.0	H	105.0	4.8
6500.250000	51.34	---	68.20	16.86	200.0	V	226.0	8.6
7363.000000	---	40.93	54.00	13.07	200.0	H	9.0	9.8

Remark: 1. Correction Factor = Antenna factor+ Insertion loss (cable loss + amplifier gain)

This report shall not be reproduced except in full, without the written approval of TA Technology (Shanghai) Co., Ltd.

802.11n (HT40) CH151

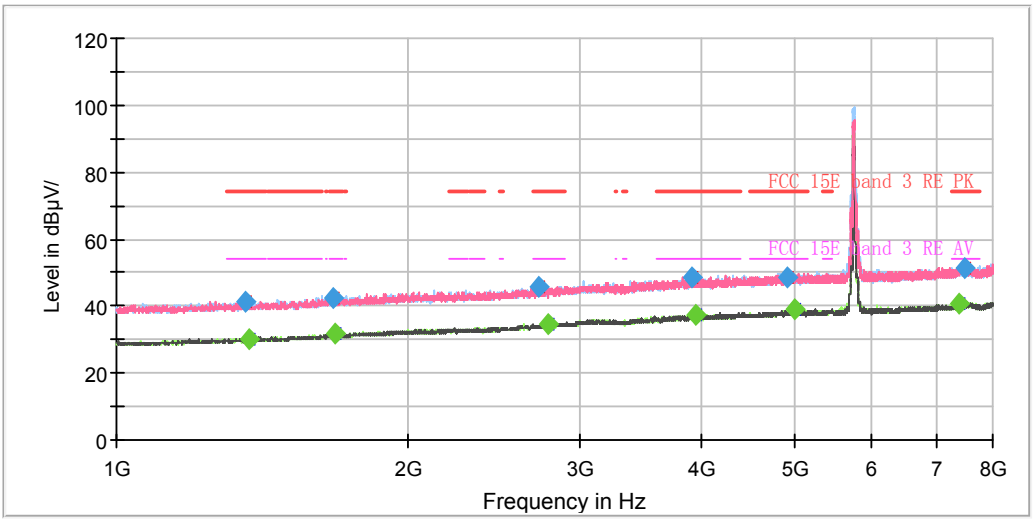

Note: The signal beyond the limit is carrier.

Radiates Emission from 1GHz to 8GHz

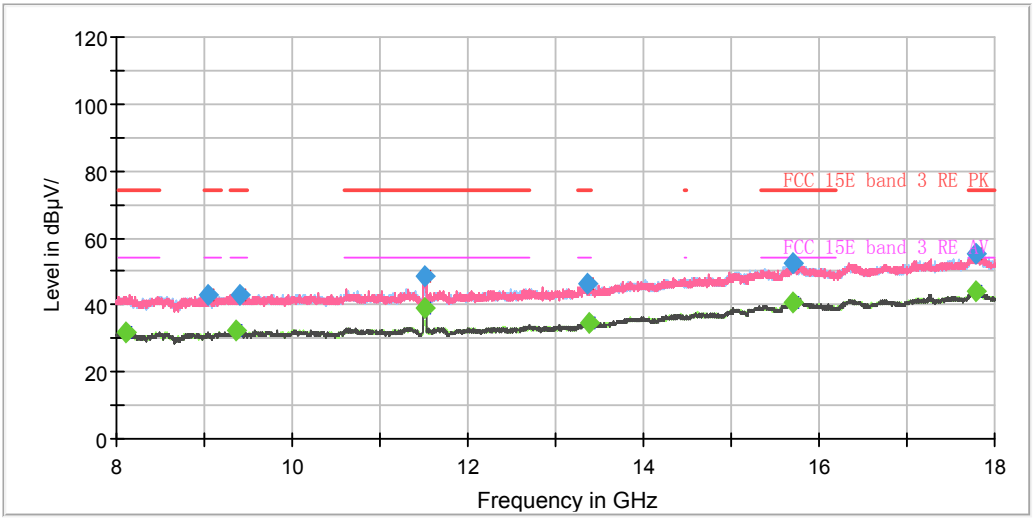

Radiates Emission from 8GHz to 18GHz

This report shall not be reproduced except in full, without the written approval of TA Technology (Shanghai) Co., Ltd.

Frequency (MHz)	Peak (dBuV/m)	Average (dBuV/m)	Limit (dBuV/m)	Margin (dB)	Height (cm)	Polarization	Azimuth (deg)	Correct Factor (dB)
1355.840000	41.18	---	74.00	32.82	100.0	V	19.0	-7.0
1369.113750	---	30.38	54.00	23.62	200.0	H	0.0	-6.9
1676.027500	42.37	---	74.00	31.63	200.0	V	340.0	-5.1
1680.068750	---	31.81	54.00	22.19	100.0	V	19.0	-5.1
2717.936250	45.56	---	74.00	28.44	100.0	V	85.0	-0.4
2783.928750	---	34.62	54.00	19.38	200.0	V	185.0	0.0
3918.416250	48.77	---	74.00	25.23	100.0	V	157.0	3.8
3954.991250	---	37.45	54.00	16.55	200.0	V	244.0	3.9
4907.427500	48.79	---	74.00	25.21	100.0	V	318.0	6.4
4994.342500	---	38.88	54.00	15.12	200.0	V	0.0	6.6
7389.205000	---	40.95	54.00	13.05	200.0	H	326.0	9.8
7471.908750	51.30	---	74.00	22.70	200.0	H	93.0	9.8

Remark: 1. Correction Factor = Antenna factor+ Insertion loss (cable loss + amplifier gain)

This report shall not be reproduced except in full, without the written approval of TA Technology (Shanghai) Co., Ltd.

802.11n (HT40) CH159

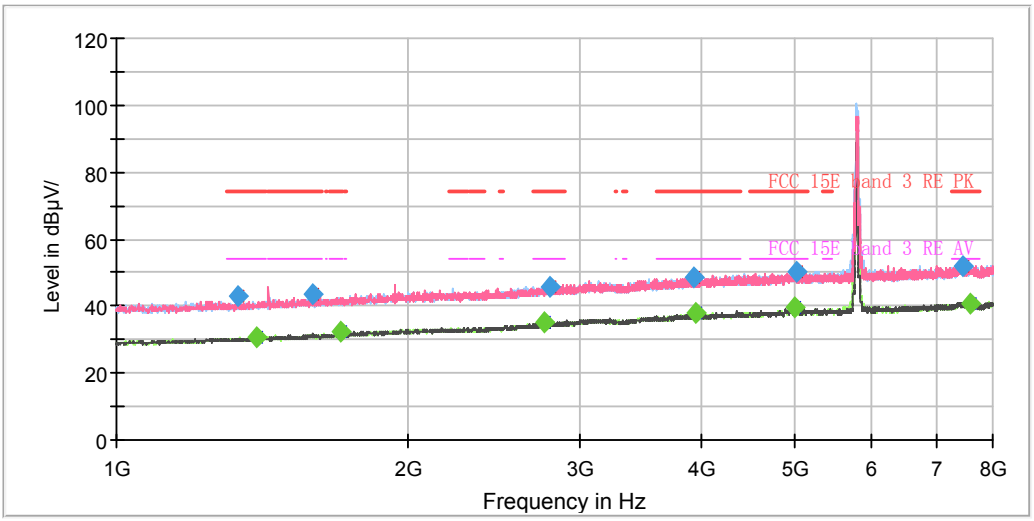

Note: The signal beyond the limit is carrier.
Radiates Emission from 1GHz to 8GHz

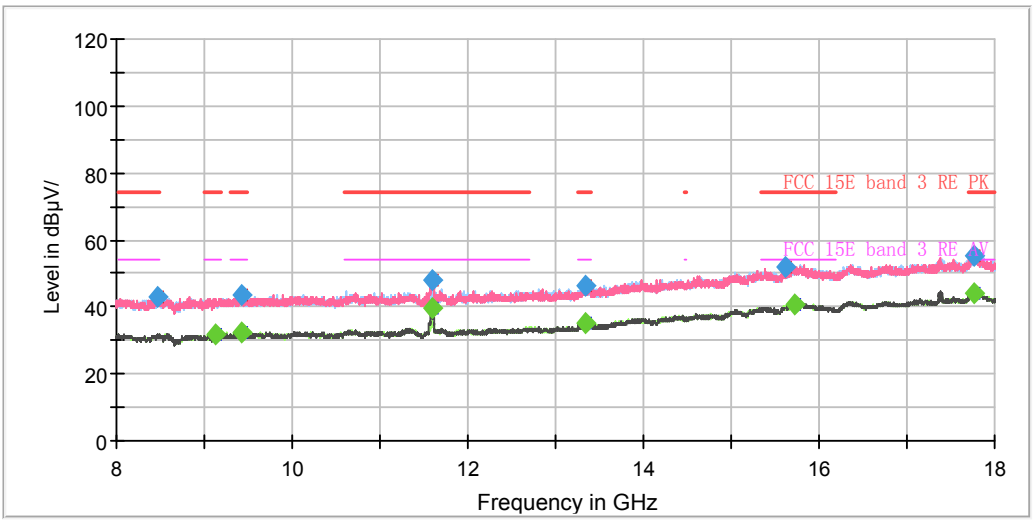

Radiates Emission from 8GHz to 18GHz

This report shall not be reproduced except in full, without the written approval of TA Technology (Shanghai) Co., Ltd.

Frequency (MHz)	Peak (dBuV/m)	Average (dBuV/m)	Limit (dBuV/m)	Margin (dB)	Height (cm)	Polarization	Azimuth (deg)	Correct Factor (dB)
1332.500000	42.79	---	74.00	31.21	100.0	V	247.0	-7.1
1393.750000	---	30.87	54.00	23.13	200.0	H	84.0	-6.7
1591.500000	43.61	---	74.00	30.39	100.0	H	156.0	-5.6
1700.000000	---	32.18	54.00	21.82	200.0	V	68.0	-5.0
2758.750000	---	35.05	54.00	18.95	100.0	V	269.0	-0.2
2792.000000	46.03	---	74.00	27.97	200.0	H	54.0	0.0
3935.625000	48.40	---	74.00	25.60	100.0	H	353.0	3.9
3956.625000	---	37.80	54.00	16.20	200.0	H	351.0	3.9
5004.000000	---	39.37	54.00	14.63	200.0	V	62.0	6.6
5026.750000	50.19	---	74.00	23.81	200.0	H	0.0	6.6
7447.000000	52.08	---	74.00	21.92	200.0	V	277.0	9.8
7594.000000	---	41.01	54.00	12.99	200.0	V	270.0	10.1

Remark: 1. Correction Factor = Antenna factor+ Insertion loss (cable loss + amplifier gain)

This report shall not be reproduced except in full, without the written approval of TA Technology (Shanghai) Co., Ltd.

802.11ac (HT80) CH42

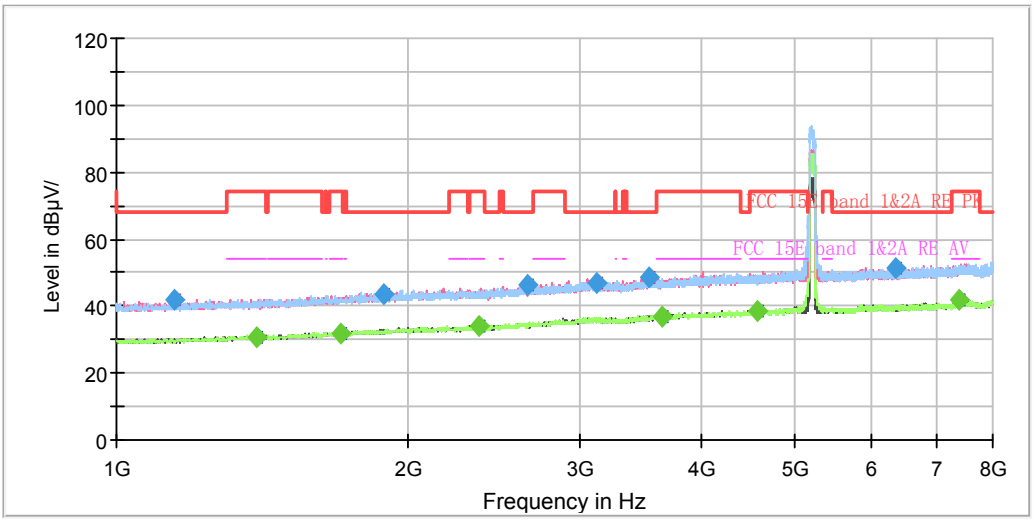

Note: The signal beyond the limit is carrier.

Radiates Emission from 1GHz to 8GHz

Radiates Emission from 8GHz to 18GHz

This report shall not be reproduced except in full, without the written approval of TA Technology (Shanghai) Co., Ltd.

Frequency (MHz)	Peak (dBuV/m)	Average (dBuV/m)	Limit (dBuV/m)	Margin (dB)	Height (cm)	Polarization	Azimuth (deg)	Correct Factor (dB)
1149.625000	42.01	---	68.20	26.19	200.0	H	226.0	-8.1
1395.500000	---	30.47	54.00	23.53	200.0	V	128.0	-6.7
1702.625000	---	32.09	54.00	21.91	100.0	V	21.0	-5.0
1882.875000	43.74	---	68.20	24.46	100.0	V	118.0	-4.0
2367.625000	---	33.78	54.00	20.22	200.0	V	342.0	-2.1
2651.125000	46.55	---	68.20	21.65	200.0	V	166.0	-0.8
3128.875000	47.09	---	68.20	21.11	100.0	H	0.0	1.6
3536.625000	48.37	---	68.20	19.83	200.0	V	121.0	2.5
3650.375000	---	37.02	54.00	16.98	100.0	H	65.0	2.8
4582.250000	---	38.69	54.00	15.31	200.0	H	338.0	5.2
6359.375000	51.56	---	68.20	16.64	200.0	V	34.0	8.3
7400.625000	---	41.64	54.00	12.36	200.0	H	14.0	9.8

Remark: 1. Correction Factor = Antenna factor+ Insertion loss (cable loss + amplifier gain)

This report shall not be reproduced except in full, without the written approval of TA Technology (Shanghai) Co., Ltd.

802.11ac (HT80) CH58

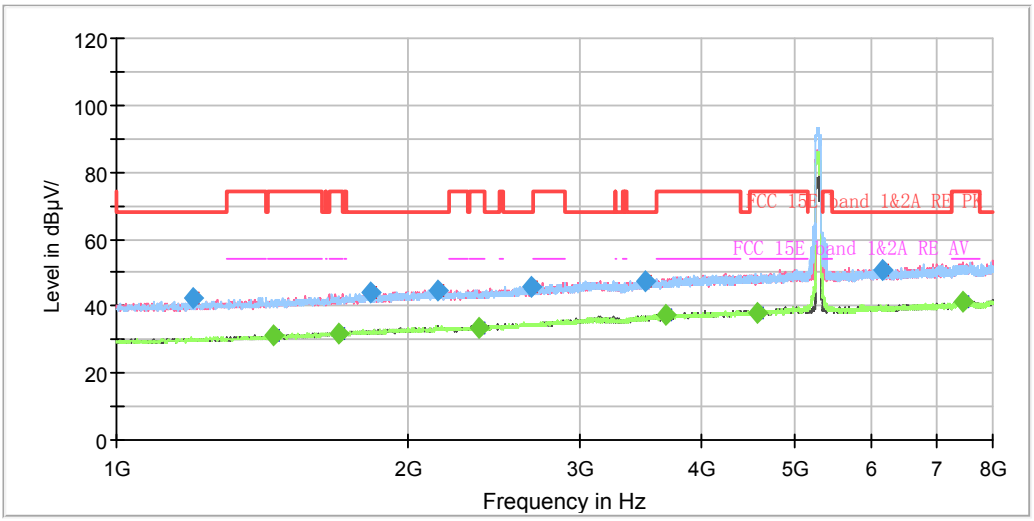

Note: The signal beyond the limit is carrier.

Radiates Emission from 1GHz to 8GHz

Radiates Emission from 8GHz to 18GHz

This report shall not be reproduced except in full, without the written approval of TA Technology (Shanghai) Co., Ltd.

Frequency (MHz)	Peak (dBuV/m)	Average (dBuV/m)	Limit (dBuV/m)	Margin (dB)	Height (cm)	Polarization	Azimuth (deg)	Correct Factor (dB)
1201.250000	42.36	---	68.20	25.84	100.0	V	248.0	-7.8
1450.625000	---	31.01	54.00	22.99	100.0	H	11.0	-6.4
1693.875000	---	32.06	54.00	21.94	200.0	V	105.0	-5.1
1825.125000	44.05	---	68.20	24.15	100.0	H	314.0	-4.2
2140.125000	44.47	---	68.20	23.73	200.0	H	195.0	-2.8
2359.750000	---	33.34	54.00	20.66	200.0	V	142.0	-2.1
2678.250000	45.76	---	68.20	22.44	100.0	V	319.0	-0.6
3500.750000	47.57	---	68.20	20.63	100.0	V	340.0	2.3
3676.625000	---	37.16	54.00	16.84	200.0	H	331.0	3.0
4583.125000	---	38.18	54.00	15.82	100.0	V	0.0	5.2
6146.750000	50.75	---	68.20	17.45	200.0	V	280.0	8.1
7456.625000	---	41.43	54.00	12.57	200.0	V	1.0	9.8

Remark: 1. Correction Factor = Antenna factor+ Insertion loss (cable loss + amplifier gain)

This report shall not be reproduced except in full, without the written approval of TA Technology (Shanghai) Co., Ltd.

802.11ac (HT80) CH106

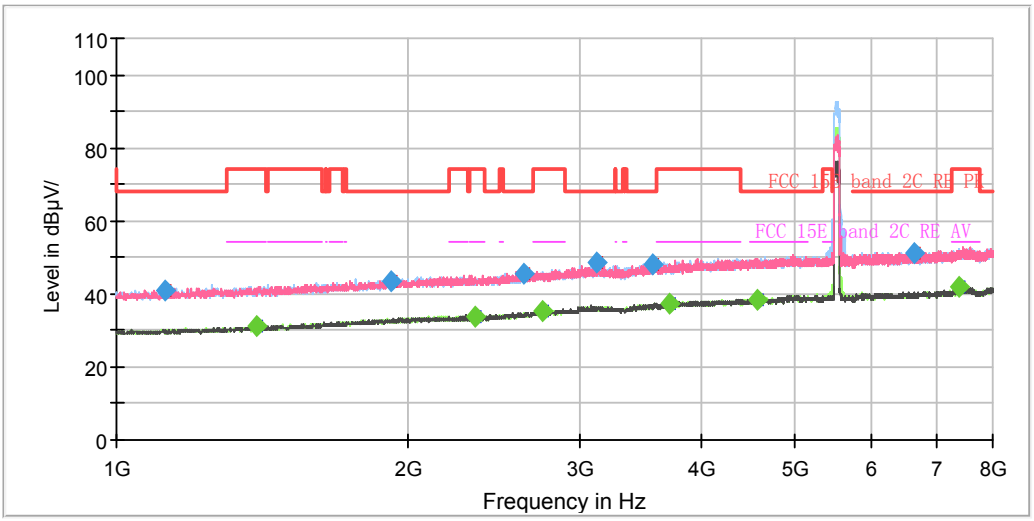

Note: The signal beyond the limit is carrier.

Radiates Emission from 1GHz to 8GHz

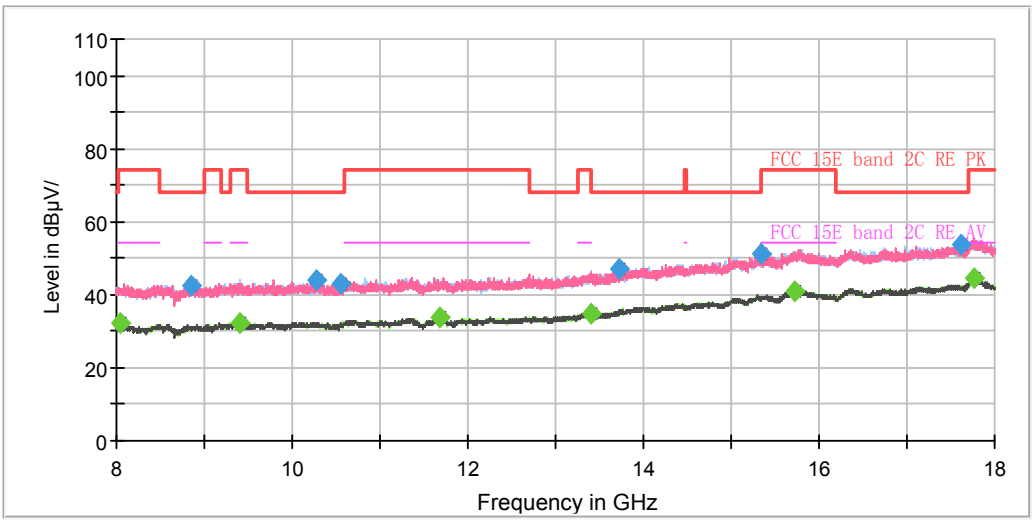

Radiates Emission from 8GHz to 18GHz

This report shall not be reproduced except in full, without the written approval of TA Technology (Shanghai) Co., Ltd.

Frequency (MHz)	Peak (dBuV/m)	Average (dBuV/m)	Limit (dBuV/m)	Margin (dB)	Height (cm)	Polarization	Azimuth (deg)	Correct Factor (dB)
1124.250000	40.95	---	68.20	27.25	200.0	H	252.0	-8.2
1393.750000	---	30.96	54.00	23.04	100.0	H	107.0	-6.7
1919.625000	43.51	---	68.20	24.69	200.0	V	333.0	-3.9
2342.250000	---	33.73	54.00	20.27	200.0	H	161.0	-2.1
2625.750000	45.66	---	68.20	22.54	100.0	V	90.0	-0.8
2745.625000	---	35.29	54.00	18.71	200.0	H	118.0	-0.2
3124.500000	48.35	---	68.20	19.85	200.0	H	111.0	1.6
3576.000000	48.08	---	68.20	20.12	200.0	V	237.0	2.8
3711.625000	---	37.53	54.00	16.47	200.0	V	61.0	3.1
4579.625000	---	38.49	54.00	15.51	100.0	V	61.0	5.2
6643.750000	51.34	---	68.20	16.86	200.0	H	10.0	8.8
7399.750000	---	41.79	54.00	12.21	200.0	V	301.0	9.8

Remark: 1. Correction Factor = Antenna factor+ Insertion loss (cable loss + amplifier gain)

This report shall not be reproduced except in full, without the written approval of TA Technology (Shanghai) Co., Ltd.

802.11ac (HT80) CH122

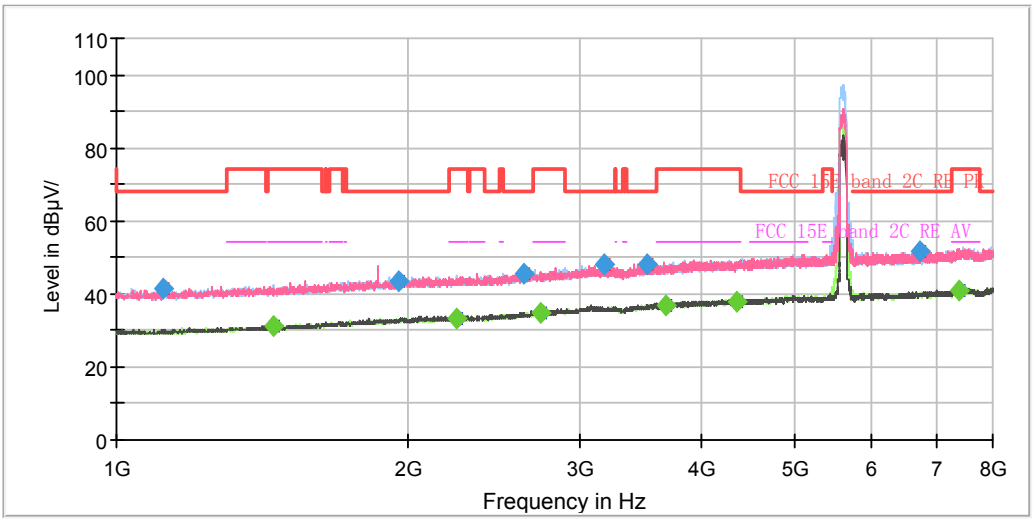

Note: The signal beyond the limit is carrier.
Radiates Emission from 1GHz to 8GHz

Radiates Emission from 8GHz to 18GHz

This report shall not be reproduced except in full, without the written approval of TA Technology (Shanghai) Co., Ltd.

Frequency (MHz)	Peak (dBuV/m)	Average (dBuV/m)	Limit (dBuV/m)	Margin (dB)	Height (cm)	Polarization	Azimuth (deg)	Correct Factor (dB)
1116.375000	41.44	---	68.20	26.76	100.0	V	181.0	-8.3
1450.625000	---	31.00	54.00	23.00	200.0	H	172.0	-6.4
1954.625000	43.52	---	68.20	24.68	200.0	H	230.0	-3.6
2236.375000	---	33.45	54.00	20.55	200.0	V	246.0	-2.5
2631.000000	45.65	---	68.20	22.55	100.0	H	0.0	-0.8
2732.500000	---	34.93	54.00	19.07	200.0	H	0.0	-0.3
3177.875000	47.88	---	68.20	20.32	100.0	H	45.0	1.6
3522.625000	48.12	---	68.20	20.08	100.0	V	0.0	2.4
3676.625000	---	36.96	54.00	17.04	200.0	H	207.0	3.0
4360.000000	---	37.96	54.00	16.04	200.0	H	0.0	4.8
6736.500000	51.58	---	68.20	16.62	100.0	H	63.0	8.8
7395.375000	---	40.98	54.00	13.02	200.0	H	84.0	9.8

Remark: 1. Correction Factor = Antenna factor+ Insertion loss (cable loss + amplifier gain)

This report shall not be reproduced except in full, without the written approval of TA Technology (Shanghai) Co., Ltd.

802.11ac (HT80) CH155

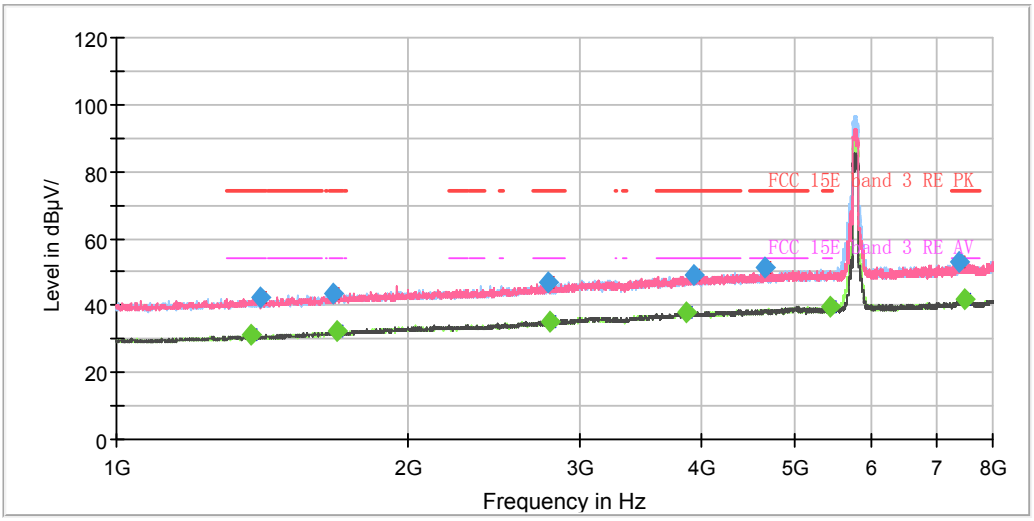

Note: The signal beyond the limit is carrier.

Radiates Emission from 1GHz to 8GHz

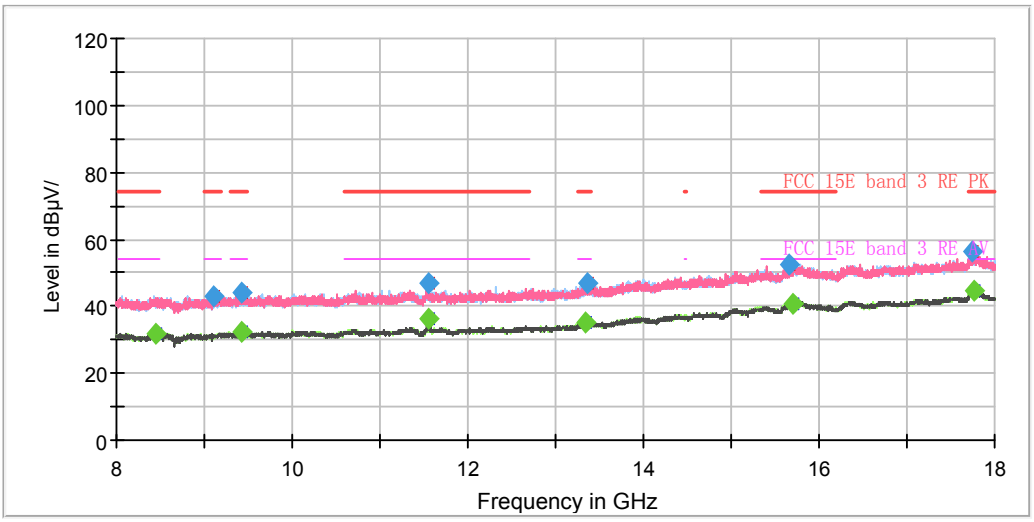

Radiates Emission from 8GHz to 18GHz

This report shall not be reproduced except in full, without the written approval of TA Technology (Shanghai) Co., Ltd.

Frequency (MHz)	Peak (dBuV/m)	Average (dBuV/m)	Limit (dBuV/m)	Margin (dB)	Height (cm)	Polarization	Azimuth (deg)	Correct Factor (dB)
1374.500000	---	31.01	54.00	22.99	200.0	V	29.0	-6.9
1406.000000	42.35	---	74.00	31.65	200.0	V	334.0	-6.7
1669.375000	43.48	---	74.00	30.52	100.0	V	194.0	-5.2
1687.750000	---	32.29	54.00	21.71	100.0	V	0.0	-5.1
2783.250000	46.67	---	74.00	27.33	200.0	V	319.0	0.0
2793.750000	---	35.30	54.00	18.70	100.0	H	0.0	0.0
3864.750000	---	37.79	54.00	16.21	200.0	V	355.0	3.7
3935.625000	48.93	---	74.00	25.07	200.0	V	254.0	3.9
4666.250000	51.29	---	74.00	22.71	100.0	V	43.0	5.5
5432.750000	---	39.58	54.00	14.42	200.0	H	5.0	7.2
7371.750000	52.96	---	74.00	21.04	200.0	H	55.0	9.8
7475.875000	---	41.87	54.00	12.13	200.0	H	41.0	9.8

Remark: 1. Correction Factor = Antenna factor+ Insertion loss (cable loss + amplifier gain)

This report shall not be reproduced except in full, without the written approval of TA Technology (Shanghai) Co., Ltd.

During the test, the Radiates Emission from 18GHz to 40GHz was performed in all modes with all channels, 802.11ac (HT80) CH155 are selected as the worst condition. The test data of the worst-case condition was recorded in this report.

RE 18-26.5GHz PK+AV

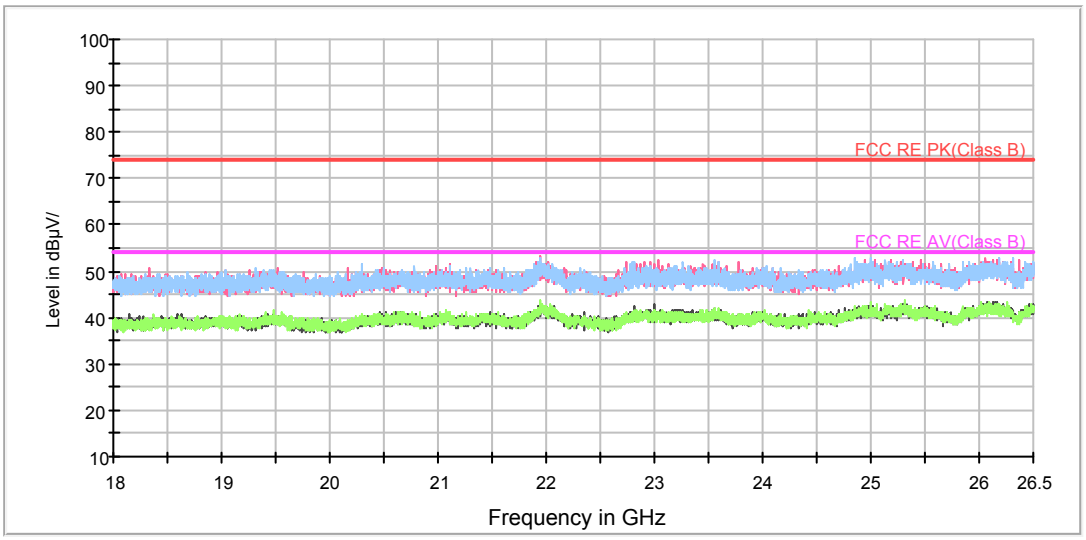

Radiates Emission from 18GHz to 26.5GHz

RE 26.5-40GHz PK+AV

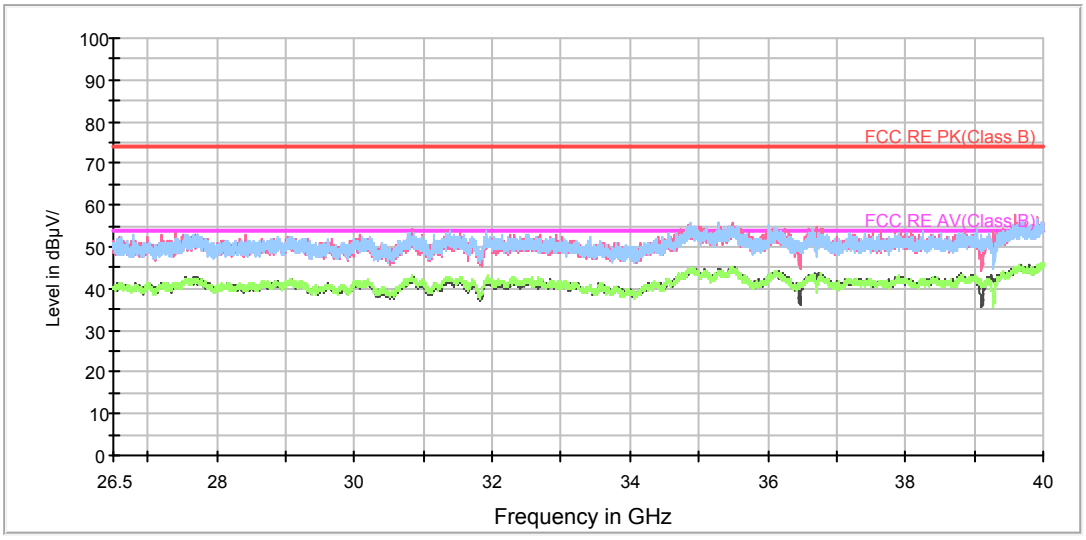

Radiates Emission from 26.5GHz to 40GHz

This report shall not be reproduced except in full, without the written approval of TA Technology (Shanghai) Co., Ltd.

5.6. Conducted Emission

Ambient condition

Temperature	Relative humidity	Pressure
23°C ~25°C	45%~50%	101.5kPa

Methods of Measurement

The EUT IS placed on a non-metallic table of 80cm height above the horizontal metal reference ground plane. During the test, the EUT was operating in its typical mode. The test method is according to ANSI C63.10-2013.Connect the AC power line of the EUT to the LISN Use EMI receiver to detect the average and Quasi-peak value. RBW is set to 9kHz, VBW is set to 30kHz The measurement result should include both L line and N line.
The test is in transmitting mode.

Test Setup

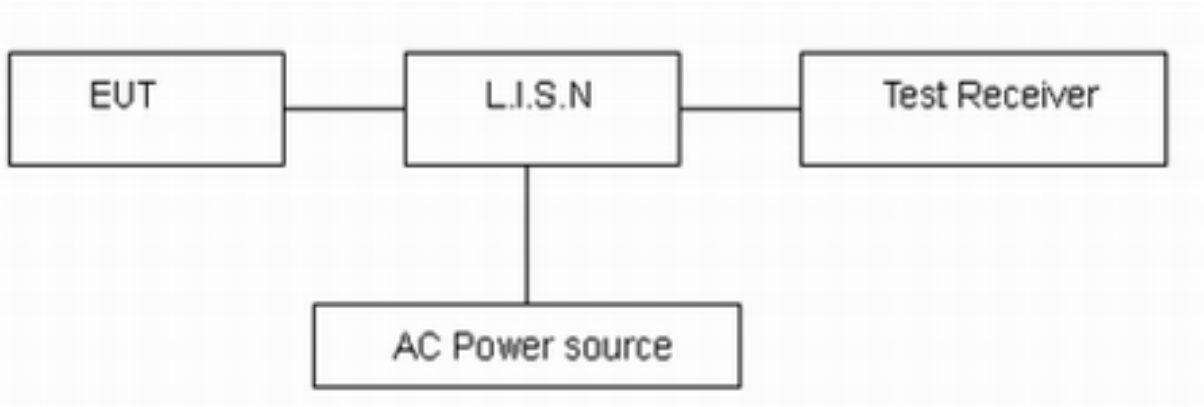

Note: AC Power source is used to change the voltage 110V/60Hz.

Limits

Frequency (MHz)	Conducted Limits(dBμV)	
	Quasi-peak	Average
0.15 - 0.5	66 to 56 *	56 to 46*
0.5 - 5	56	46
5 - 30	60	50
*: Decreases with the logarithm of the frequency.		

Measurement Uncertainty

The assessed measurement uncertainty to ensure 95% confidence level for the normal distribution is with the coverage factor k = 1.96, U= 2.69 dB.

This report shall not be reproduced except in full, without the written approval of TA Technology (Shanghai) Co., Ltd.

Test Results:

Following plots, Blue trace uses the peak detection and Green trace uses the average detection. During the test, the Conducted Emission was performed in all modes with all channels, 802.11ac (HT80) CH155 are selected as the worst condition. The test data of the worst-case condition was recorded in this report.

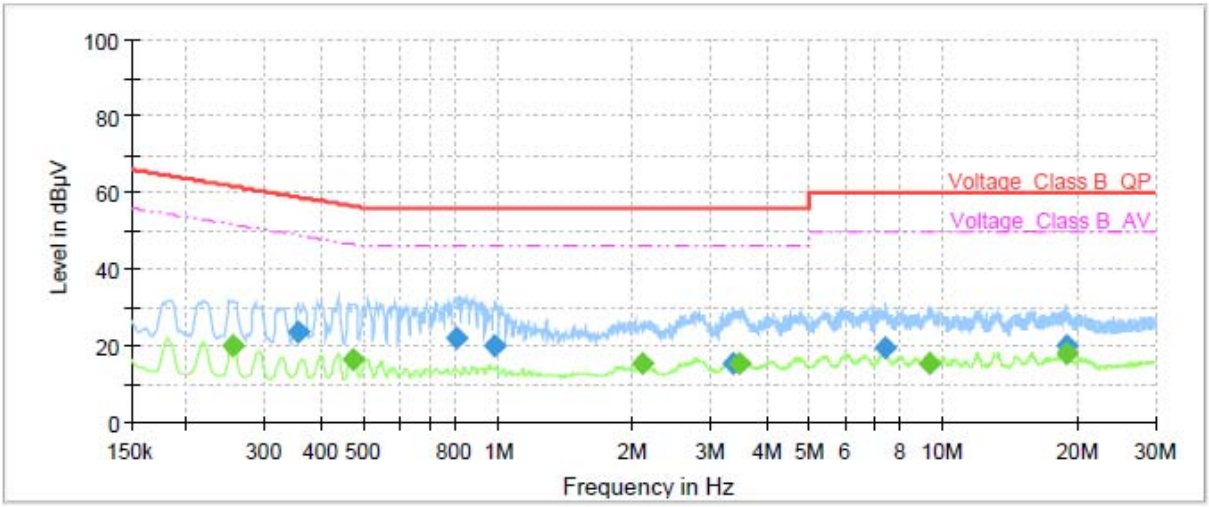

Frequency (MHz)	QuasiPeak (dBµV)	Average (dBµV)	Limit (dBµV)	Margin (dB)	Meas. Time (ms)	Bandwidth (kHz)	Line	Filter	Corr. (dB)
0.25	---	19.77	51.64	31.87	1000.0	9.000	L1	ON	19
0.36	23.72	---	58.80	35.08	1000.0	9.000	L1	ON	19
0.47	---	16.17	46.44	30.27	1000.0	9.000	L1	ON	19
0.80	22.05	---	56.00	33.95	1000.0	9.000	L1	ON	19
0.98	20.04	---	56.00	35.96	1000.0	9.000	L1	ON	19
2.10	---	15.31	46.00	30.69	1000.0	9.000	L1	ON	19
3.38	15.33	---	56.00	40.67	1000.0	9.000	L1	ON	19
3.50	---	15.22	46.00	30.78	1000.0	9.000	L1	ON	19
7.37	19.46	---	60.00	40.54	1000.0	9.000	L1	ON	19
9.33	---	15.48	50.00	34.52	1000.0	9.000	L1	ON	19
18.87	---	17.94	50.00	32.06	1000.0	9.000	L1	ON	20
18.96	20.24	---	60.00	39.76	1000.0	9.000	L1	ON	20

Remark: Correct factor=cable loss + LISN factor

L line Conducted Emission from 150 KHz to 30 MHz

This report shall not be reproduced except in full, without the written approval of TA Technology (Shanghai) Co., Ltd.

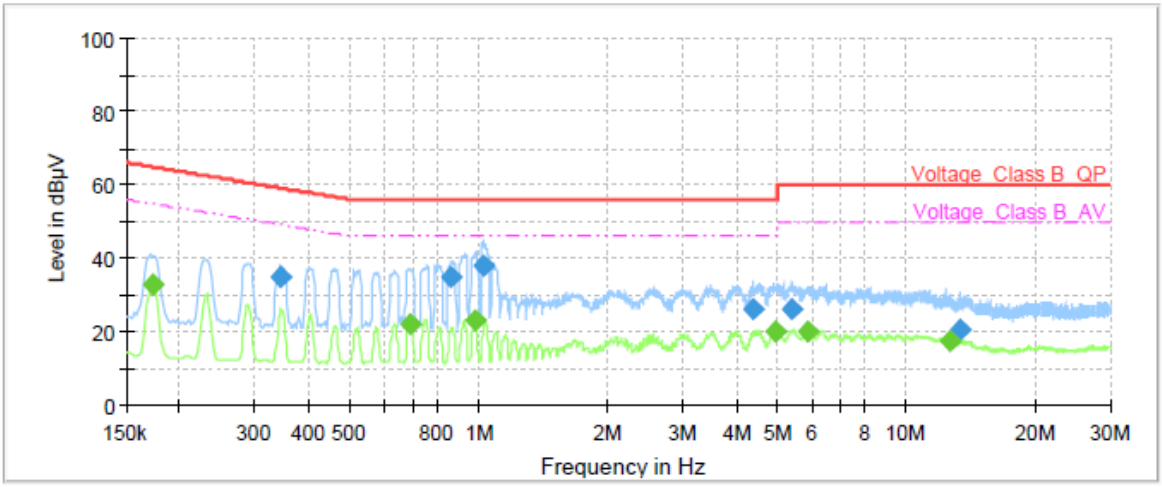

Frequency (MHz)	QuasiPeak (dBµV)	Average (dBµV)	Limit (dBµV)	Margin (dB)	Meas. Time (ms)	Bandwidth (kHz)	Line	Filter	Corr. (dB)
0.17	---	32.77	54.84	22.07	1000.0	9.000	N	ON	19
0.35	34.95	---	59.06	24.12	1000.0	9.000	N	ON	19
0.69	---	22.01	46.00	23.99	1000.0	9.000	N	ON	19
0.87	34.78	---	56.00	21.22	1000.0	9.000	N	ON	19
0.98	---	23.20	46.00	22.80	1000.0	9.000	N	ON	19
1.02	37.73	---	56.00	18.27	1000.0	9.000	N	ON	19
4.40	26.04	---	56.00	29.96	1000.0	9.000	N	ON	19
4.94	---	20.12	46.00	25.88	1000.0	9.000	N	ON	19
5.42	26.38	---	60.00	33.62	1000.0	9.000	N	ON	19
5.88	---	20.22	50.00	29.78	1000.0	9.000	N	ON	19
12.66	---	17.22	50.00	32.78	1000.0	9.000	N	ON	19
13.34	20.67	---	60.00	39.33	1000.0	9.000	N	ON	19

Remark: Correct factor=cable loss + LISN factor

N line Conducted Emission from 150 KHz to 30 MHz

This report shall not be reproduced except in full, without the written approval of TA Technology (Shanghai) Co., Ltd.

6. Main Test Instruments

Name	Manufacturer	Type	Serial Number	Calibration Date	Expiration Date
Spectrum Analyzer	R&S	FSV40	15195-01-00	2020-05-18	2021-05-17
EMI Test Receiver	R&S	ESCI	100948	2020-05-18	2021-05-17
Loop Antenna	SCHWARZBECK	FMZB1519	1519-047	2020-04-02	2023-04-01
TRILOG Broadband Antenna	SCHWARZBECK	VULB 9163	9163-201	2017-11-18	2020-11-17
Horn Antenna	R&S	HF907	102723	2018-08-11	2021-08-10
Horn Antenna	ETS-Lindgren	3160-09	00102643	2018-06-20	2021-06-19
Standard Gain Horn	STEATITE	QSH-SL-26-40-K-15	16779	2019-12-24	2022-12-23
Broadband Horn Antenna	SCHWARZBECK	BBHA 9120D	430	2018-07-07	2021-07-06
EMI Test Receiver	R&S	ESR	101667	2020-05-18	2021-05-17
LISN	R&S	ENV216	101171	2018-12-15	2021-12-14
Spectrum Analyzer	KEYSIGHT	N9020A	MY54420163	2019-12-15	2020-12-14
RF Cable	Agilent	SMA 15cm	0001	2020-06-12	2020-12-11
TEMPERATURE CHAMBER	WEISS	VT4002	58226119450010	2019-12-15	2020-12-14
WLAN AP	Cisco	Air-AP1262N-A-K9	LDK102073 (FCC ID)	/	/
Power Meter	R&S	NRP2	104306	2020-05-18	2021-05-17
Power Sensor	R&S	NRP-Z21	104799	2020-05-18	2021-05-17
DC Power Supply	GWINSTEK	GPS-3030D	GEP882653	2020-05-18	2021-05-17
Software	R&S	EMC32	9.26.0	/	/

********END OF REPORT ********

This report shall not be reproduced except in full, without the written approval of TA Technology (Shanghai) Co., Ltd.

ANNEX A: The EUT Appearance

The EUT Appearance are submitted separately.

This report shall not be reproduced except in full, without the written approval of TA Technology (Shanghai) Co., Ltd.

ANNEX B: Test Setup Photos

The Test Setup Photos are submitted separately.

This report shall not be reproduced except in full, without the written approval of TA Technology (Shanghai) Co., Ltd.