11589.750	37.41	-34.91	39.18	33.13	54.00	16.59	H
15913.438	41.69	-32.90	39.08	35.51	54.00	12.31	H
17775.875	44.23	-31.51	42.01	33.73	54.00	9.77	H
17906.500	44.47	-31.31	41.83	33.96	54.00	9.53	V

802.11ac-HT40

Channel 151

Frequency (MHz)	Measurement Result (dBuV/m)	Cable Loss (dB)	Antenna Factor (dB/m)	Receiver Reading (dBuV)	Limit (dBuV/m)	Margin (dB)	Antenna Pol. (H/V)
5432.000	42.75	-27.71	32.76	37.70	48.30	5.55	H
5459.500	42.81	-27.70	32.78	37.73	48.30	5.49	H
11510.000	37.92	-35.06	39.20	33.78	54.00	16.08	V
15896.250	41.65	-32.92	39.08	35.50	54.00	12.35	V
17853.562	44.89	-31.45	41.90	34.43	54.00	9.11	V
17953.250	44.62	-31.19	41.76	34.05	54.00	9.38	H

Channel 159

Frequency (MHz)	Measurement Result (dBuV/m)	Cable Loss (dB)	Antenna Factor (dB/m)	Receiver Reading (dBuV)	Limit (dBuV/m)	Margin (dB)	Antenna Pol. (H/V)
5415.000	42.84	-27.67	32.75	37.75	48.30	5.46	H
5441.500	42.82	-27.73	32.77	37.79	48.30	5.48	H
11589.750	37.83	-34.91	39.18	33.56	54.00	16.17	H
15788.312	41.11	-33.06	39.06	35.11	54.00	12.89	V
17795.125	44.58	-31.54	41.98	34.13	54.00	9.42	H
17916.125	44.48	-31.29	41.82	33.95	54.00	9.53	V

802.11ax-HT40

Channel 151

Frequency (MHz)	Measurement Result (dBuV/m)	Cable Loss (dB)	Antenna Factor (dB/m)	Receiver Reading (dBuV)	Limit (dBuV/m)	Margin (dB)	Antenna Pol. (H/V)
5432.000	42.75	-27.71	32.76	37.70	48.30	5.55	H
5459.500	42.81	-27.70	32.78	37.73	48.30	5.49	H
11510.000	36.41	-35.06	39.20	32.27	54.00	17.59	V
15894.875	40.97	-32.92	39.08	34.81	54.00	13.03	H
17848.063	44.06	-31.46	41.91	33.61	54.00	9.94	H
17900.313	43.98	-31.33	41.84	33.47	54.00	10.02	V

. ©Copyright. All rights reserved by CTTL.

Channel 159

Frequency (MHz)	Measurement Result (dBuV/m)	Cable Loss (dB)	Antenna Factor (dB/m)	Receiver Reading (dBuV)	Limit (dBuV/m)	Margin (dB)	Antenna Pol. (H/V)
5407.500	42.88	-27.65	32.75	37.78	48.30	5.42	H
5424.500	42.84	-27.69	32.76	37.77	48.30	5.46	H
11589.750	37.49	-34.91	39.18	33.22	54.00	16.51	V
15829.563	40.56	-33.01	39.07	34.50	54.00	13.44	V
17819.875	43.65	-31.53	41.95	33.23	54.00	10.35	H
17940.875	43.80	-31.22	41.78	33.25	54.00	10.20	V

. ©Copyright. All rights reserved by CTTL.

802.11ac-HT80

Channel 155

Frequency (MHz)	Measurement Result (dBuV/m)	Cable Loss (dB)	Antenna Factor (dB/m)	Receiver Reading (dBuV)	Limit (dBuV/m)	Margin (dB)	Antenna Pol. (H/V)
5424.500	42.29	-27.69	32.76	37.23	48.30	6.01	V
5435.500	42.47	-27.72	32.76	37.42	48.30	5.83	V
11549.875	36.81	-34.98	39.19	32.60	54.00	17.20	H
15923.750	41.56	-32.89	39.08	35.36	54.00	12.44	H
17724.313	44.45	-31.43	42.08	33.79	54.00	9.55	H
17864.563	44.59	-31.42	41.89	34.12	54.00	9.41	H

802.11ax-HT80

Channel 155

Frequency (MHz)	Measurement Result (dBuV/m)	Cable Loss (dB)	Antenna Factor (dB/m)	Receiver Reading (dBuV)	Limit (dBuV/m)	Margin (dB)	Antenna Pol. (H/V)
5420.500	42.93	-27.68	32.75	37.86	48.30	5.37	V
5425.500	42.25	-27.69	32.76	37.19	48.30	6.05	V
11549.875	37.78	-34.98	39.19	33.57	54.00	16.22	H
15932.000	41.32	-32.88	39.09	35.11	54.00	12.68	H
17836.375	44.27	-31.49	41.93	33.83	54.00	9.73	V
17962.188	44.70	-31.17	41.75	34.12	54.00	9.30	V

Peak Results:

802.11a

Channel 149

Frequency (MHz)	Measurement Result (dBuV/m)	Cable Loss (dB)	Antenna Factor (dB/m)	Receiver Reading (dBuV)	Limit (dBuV/m)	Margin (dB)	Antenna Pol. (H/V)
5651.136	56.14	-27.57	33.02	50.69	68.30	12.16	H
5653.838	56.48	-27.57	33.02	51.02	68.30	11.82	H
11490.062	45.78	-35.09	39.20	41.67	74.00	28.22	H
17235.156	52.14	-31.89	41.77	42.26	68.30	16.16	H
17737.375	55.31	-31.45	42.07	44.70	74.00	18.69	V
17821.938	55.44	-31.53	41.95	45.02	74.00	18.56	V

Channel 157

Frequency (MHz)	Measurement Result (dBuV/m)	Cable Loss (dB)	Antenna Factor (dB/m)	Receiver Reading (dBuV)	Limit (dBuV/m)	Margin (dB)	Antenna Pol. (H/V)

. ©Copyright. All rights reserved by CTTL.

5751.500	60.12	-27.44	33.16	54.40	68.30	8.18	V
5810.500	60.83	-27.50	33.24	55.09	68.30	7.47	V
11570.156	47.21	-34.94	39.19	42.97	74.00	26.79	V
17355.125	52.79	-31.77	42.06	42.50	68.30	15.51	H
17809.906	55.28	-31.56	41.96	44.87	74.00	18.72	V
17951.188	55.20	-31.20	41.77	44.63	74.00	18.80	V

Channel 165

Frequency (MHz)	Measurement Result (dBuV/m)	Cable Loss (dB)	Antenna Factor (dB/m)	Receiver Reading (dBuV)	Limit (dBuV/m)	Margin (dB)	Antenna Pol. (H/V)
5920.199	57.53	-27.22	33.39	51.35	68.30	10.77	H
5924.008	57.44	-27.21	33.40	51.25	68.30	10.86	H
11649.906	47.65	-34.73	39.17	43.21	74.00	26.35	H
17475.094	52.49	-31.54	42.34	41.69	68.30	15.81	V
17755.250	55.01	-31.48	42.04	44.44	74.00	18.99	H
17826.750	55.41	-31.52	41.94	44.99	74.00	18.59	H

802.11n-HT20

Channel 149

Frequency (MHz)	Measurement Result (dBuV/m)	Cable Loss (dB)	Antenna Factor (dB/m)	Receiver Reading (dBuV)	Limit (dBuV/m)	Margin (dB)	Antenna Pol. (H/V)
5650.374	56.34	-27.57	33.02	50.89	68.30	11.96	H
5652.746	56.86	-27.57	33.02	51.41	68.30	11.44	H
11490.062	46.38	-35.09	39.20	42.27	74.00	27.62	H
17235.156	53.54	-31.89	41.77	43.66	68.30	14.76	H
17819.531	55.44	-31.54	41.95	45.02	74.00	18.57	H
17961.500	56.05	-31.17	41.75	45.47	74.00	17.95	H

Channel 157

Frequency (MHz)	Measurement Result (dBuV/m)	Cable Loss (dB)	Antenna Factor (dB/m)	Receiver Reading (dBuV)	Limit (dBuV/m)	Margin (dB)	Antenna Pol. (H/V)
5747.500	57.55	-27.44	33.15	51.83	68.30	10.75	V
5818.000	57.64	-27.52	33.25	51.90	68.30	10.66	V
11570.156	46.52	-34.94	39.19	42.28	74.00	27.48	V
17355.125	53.17	-31.77	42.06	42.88	68.30	15.13	V
17807.156	55.62	-31.56	41.97	45.21	74.00	18.38	H
17959.781	55.24	-31.18	41.76	44.66	74.00	18.76	H

Channel 165

Frequency (MHz)	Measurement Result	Cable Loss	Antenna Factor	Receiver Reading	Limit (dBuV/m)	Margin (dB)	Antenna Pol.

. ©Copyright. All rights reserved by CTTL.

	(dBuV/m)	(dB)	(dB/m)	(dBuV)			(H/V)
5920.414	57.50	-27.21	33.39	51.32	68.30	10.80	H
5923.102	57.13	-27.21	33.40	50.95	68.30	11.17	H
11649.906	46.45	-34.73	39.17	42.01	74.00	27.55	H
17475.094	53.76	-31.54	42.34	42.96	68.30	14.54	H
17721.906	55.54	-31.43	42.09	44.88	74.00	18.46	V
17812.656	54.97	-31.55	41.96	44.56	74.00	19.04	V

802.11ac-HT20

Channel 149

Frequency (MHz)	Measurement Result (dBuV/m)	Cable Loss (dB)	Antenna Factor (dB/m)	Receiver Reading (dBuV)	Limit (dBuV/m)	Margin (dB)	Antenna Pol. (H/V)
5650.216	55.52	-27.57	33.02	50.07	68.30	12.78	H
5650.704	55.78	-27.57	33.02	50.33	68.30	12.52	H
11490.062	45.69	-35.09	39.20	41.58	74.00	28.31	H
17235.156	52.07	-31.89	41.77	42.19	68.30	16.23	H
17725.344	54.67	-31.43	42.08	44.02	74.00	19.33	V
17876.250	55.65	-31.39	41.87	45.17	74.00	18.35	V

Channel 157

Frequency (MHz)	Measurement Result (dBuV/m)	Cable Loss (dB)	Antenna Factor (dB/m)	Receiver Reading (dBuV)	Limit (dBuV/m)	Margin (dB)	Antenna Pol. (H/V)
5740.500	57.18	-27.43	33.14	51.47	68.30	11.12	V
5825.000	56.60	-27.53	33.26	50.87	68.30	11.70	H
11570.156	46.13	-34.94	39.19	41.89	74.00	27.87	H
17355.125	52.57	-31.77	42.06	42.28	68.30	15.73	V
17793.406	54.90	-31.54	41.99	44.45	74.00	19.10	H
17950.844	56.03	-31.20	41.77	45.47	74.00	17.96	V

Channel 165

Frequency (MHz)	Measurement Result (dBuV/m)	Cable Loss (dB)	Antenna Factor (dB/m)	Receiver Reading (dBuV)	Limit (dBuV/m)	Margin (dB)	Antenna Pol. (H/V)
5924.396	57.37	-27.21	33.40	51.18	68.30	10.93	H
5934.655	56.41	-27.19	33.41	50.18	68.30	11.89	H
11649.906	46.39	-34.73	39.17	41.95	74.00	27.61	H
17475.094	53.12	-31.54	42.34	42.32	68.30	15.18	V
17813.344	55.11	-31.55	41.96	44.70	74.00	18.89	V
17897.906	55.30	-31.33	41.84	44.79	74.00	18.70	V

. ©Copyright. All rights reserved by CTTL.

802.11ax-HT20

Channel 149

Frequency (MHz)	Measurement Result (dBuV/m)	Cable Loss (dB)	Antenna Factor (dB/m)	Receiver Reading (dBuV)	Limit (dBuV/m)	Margin (dB)	Antenna Pol. (H/V)
5650.173	55.84	-27.57	33.02	50.39	68.30	12.46	H
5650.359	56.21	-27.57	33.02	50.76	68.30	12.09	H
11490.063	45.26	-35.09	39.20	41.15	74.00	28.74	H
17235.156	52.13	-31.89	41.77	42.25	68.30	16.17	V
17806.469	55.39	-31.56	41.97	44.98	74.00	18.61	H
17956.000	54.73	-31.19	41.76	44.16	74.00	19.27	H

Channel 157

Frequency (MHz)	Measurement Result (dBuV/m)	Cable Loss (dB)	Antenna Factor (dB/m)	Receiver Reading (dBuV)	Limit (dBuV/m)	Margin (dB)	Antenna Pol. (H/V)
5747.000	57.17	-27.44	33.15	51.46	68.30	11.13	V
5818.500	57.23	-27.52	33.25	51.50	68.30	11.07	V
11570.156	47.59	-34.94	39.19	43.34	74.00	26.41	V
17355.125	51.44	-31.77	42.06	41.14	68.30	16.87	H
17744.938	55.07	-31.46	42.05	44.48	74.00	18.93	H
17866.625	56.15	-31.41	41.88	45.68	74.00	17.85	V

Channel 165

Frequency (MHz)	Measurement Result (dBuV/m)	Cable Loss (dB)	Antenna Factor (dB/m)	Receiver Reading (dBuV)	Limit (dBuV/m)	Margin (dB)	Antenna Pol. (H/V)
5924.396	57.40	-27.20	33.40	51.18	68.30	10.90	H
5934.655	56.40	-27.20	33.40	50.18	68.30	11.90	H
11649.906	46.63	-34.73	39.17	42.19	74.00	27.37	H
17475.094	52.76	-31.54	42.34	41.96	68.30	15.54	H
17722.250	55.22	-31.43	42.09	44.56	74.00	18.78	V
17963.219	55.52	-31.17	41.75	44.94	74.00	18.48	V

. ©Copyright. All rights reserved by CTTL.

802.11n-HT40

Channel 151

Frequency (MHz)	Measurement Result (dBuV/m)	Cable Loss (dB)	Antenna Factor (dB/m)	Receiver Reading (dBuV)	Limit (dBuV/m)	Margin (dB)	Antenna Pol. (H/V)
5650.532	56.70	-27.57	33.02	51.25	68.30	11.60	H
5652.113	58.10	-27.57	33.02	52.65	68.30	10.20	H
11510.000	46.43	-35.06	39.20	42.29	74.00	27.57	V
17265.062	51.12	-31.89	41.84	41.18	74.00	22.88	V
17758.688	55.71	-31.48	42.04	45.16	68.30	12.59	V
17891.719	55.24	-31.35	41.85	44.75	74.00	18.75	V

Channel 159

Frequency (MHz)	Measurement Result (dBuV/m)	Cable Loss (dB)	Antenna Factor (dB/m)	Receiver Reading (dBuV)	Limit (dBuV/m)	Margin (dB)	Antenna Pol. (H/V)
5924.540	56.77	-27.21	33.40	50.58	68.30	11.53	H
5924.741	57.25	-27.21	33.40	51.06	68.30	11.05	H
11590.094	47.06	-34.91	39.18	42.79	74.00	26.93	V
17385.032	51.83	-31.71	42.13	41.41	68.30	16.47	V
17802.344	54.78	-31.55	41.97	44.36	74.00	19.22	V
17854.938	55.35	-31.44	41.90	44.89	74.00	18.65	V

802.11ac-HT40

Channel 151

Frequency (MHz)	Measurement Result (dBuV/m)	Cable Loss (dB)	Antenna Factor (dB/m)	Receiver Reading (dBuV)	Limit (dBuV/m)	Margin (dB)	Antenna Pol. (H/V)
5650.129	55.99	-27.57	33.02	50.55	68.30	12.30	H
5650.517	56.38	-27.57	33.02	50.93	68.30	11.93	H
11510.000	46.99	-35.06	39.20	42.85	74.00	27.01	V
17265.062	51.58	-31.89	41.84	41.63	68.30	16.72	H
17752.500	54.71	-31.47	42.04	44.14	74.00	19.29	V
17895.156	55.65	-31.34	41.85	45.15	74.00	18.35	V

Channel 159

Frequency (MHz)	Measurement Result (dBuV/m)	Cable Loss (dB)	Antenna Factor (dB/m)	Receiver Reading (dBuV)	Limit (dBuV/m)	Margin (dB)	Antenna Pol. (H/V)
5924.137	56.68	-27.21	33.40	50.49	68.30	11.62	H
5924.540	56.67	-27.21	33.40	50.48	68.30	11.63	H
11590.094	46.98	-34.91	39.18	42.70	74.00	27.02	V
17385.031	51.58	-31.71	42.13	41.16	68.30	16.72	H

. ©Copyright. All rights reserved by CTTL.

17815.062	54.71	-31.55	41.96	44.30	74.00	19.29	V
17945.688	55.05	-31.21	41.78	44.49	74.00	18.95	H

802.11ax-HT40

Channel 151

Frequency (MHz)	Measurement Result (dBuV/m)	Cable Loss (dB)	Antenna Factor (dB/m)	Receiver Reading (dBuV)	Limit (dBuV/m)	Margin (dB)	Antenna Pol. (H/V)
5650.230	55.93	-27.57	33.02	50.48	68.30	12.37	H
5650.704	55.82	-27.57	33.02	50.38	68.30	12.48	H
11510.000	46.68	-35.06	39.20	42.53	74.00	27.33	V
17265.063	52.30	-31.89	41.84	42.35	68.30	16.01	V
17775.531	55.68	-31.51	42.01	45.18	74.00	18.32	V
17837.750	55.28	-31.49	41.92	44.84	74.00	18.72	H

Channel 159

Frequency (MHz)	Measurement Result (dBuV/m)	Cable Loss (dB)	Antenna Factor (dB/m)	Receiver Reading (dBuV)	Limit (dBuV/m)	Margin (dB)	Antenna Pol. (H/V)
5923.634	57.07	-27.21	33.40	50.88	68.30	11.23	H
5924.267	57.34	-27.21	33.40	51.15	68.30	10.96	H
11590.094	47.38	-34.91	39.18	43.11	74.00	26.62	H
15968.438	52.20	-32.84	39.09	45.95	68.30	16.10	H
17806.813	55.17	-31.56	41.97	44.76	74.00	18.83	H
17869.375	55.14	-31.41	41.88	44.67	74.00	18.86	H

. ©Copyright. All rights reserved by CTTL.

802.11ac-HT80

Channel 155

Frequency (MHz)	Measurement Result (dBuV/m)	Cable Loss (dB)	Antenna Factor (dB/m)	Receiver Reading (dBuV)	Limit (dBuV/m)	Margin (dB)	Antenna Pol. (H/V)
5650.875	56.51	-27.57	33.02	51.06	68.85	12.34	V
5650.978	56.02	-27.57	33.02	50.58	68.92	12.90	V
11549.875	45.74	-34.98	39.19	41.54	68.30	22.56	H
17324.875	52.06	-31.82	41.98	41.90	68.30	16.24	H
17866.969	55.34	-31.41	41.88	44.87	68.30	12.96	V
17966.313	55.34	-31.16	41.75	44.76	68.30	12.96	V

802.11ax-HT80

Channel 155

Frequency (MHz)	Measurement Result (dBuV/m)	Cable Loss (dB)	Antenna Factor (dB/m)	Receiver Reading (dBuV)	Limit (dBuV/m)	Margin (dB)	Antenna Pol. (H/V)
5650.589	56.16	-27.57	33.02	50.71	68.64	12.48	H
5651.394	56.84	-27.57	33.02	51.39	69.23	12.40	H
11549.875	46.59	-34.98	39.19	42.39	74.00	27.41	H
17324.875	51.99	-31.82	41.98	41.83	68.30	16.31	H
17843.250	55.00	-31.47	41.92	44.55	74.00	19.00	V
17912.000	55.62	-31.30	41.82	45.10	74.00	18.38	V

. ©Copyright. All rights reserved by CTTL.

WOSRT CASE BELOW 30MHz（EUT2, MIMO, 802.11a CH149）

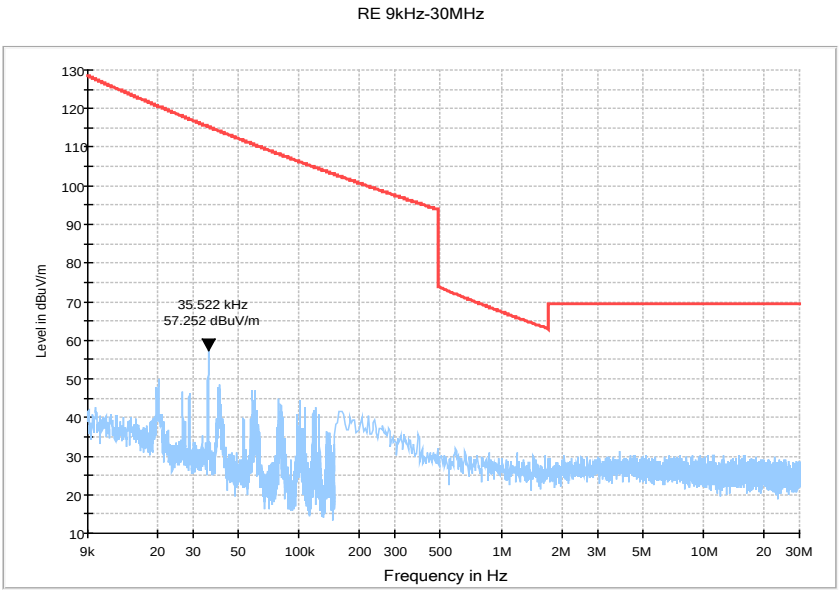

WOSRT CASE 30MHz-1GHz（EUT2, MIMO, 802.11a CH149）

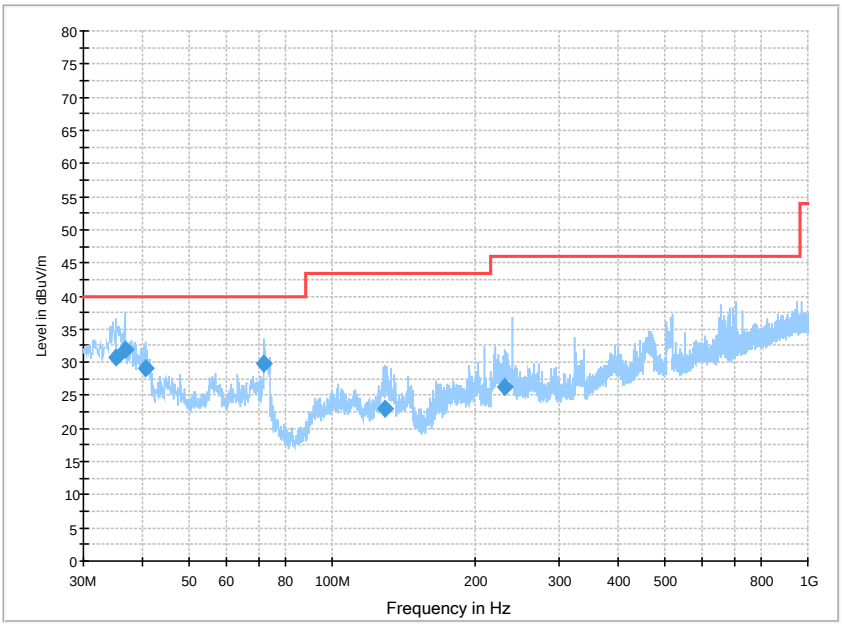

Final Result 1

Frequency (MHz)	Measurement Result (dBμV/m)	Cable loss (dB)	Antenna Factor (dB/m)	Receiver Reading (dBμV)	Limit (dBμV/m)	Margin (dB)	Antenna Pol. (H/V)
33.492	25.17	-14.38	12.48	27.06	40.00	14.83	V
34.850	25.25	-14.36	12.80	26.81	40.00	14.75	V
45.132	28.81	-14.23	13.95	29.09	40.00	11.19	V
79.373	15.04	-13.82	7.15	21.71	40.00	24.97	V

. ©Copyright. All rights reserved by CTTL.

97.900	17.55	-13.70	11.68	19.57	43.50	25.95	V
913.864	31.28	-9.61	21.80	19.09	46.00	14.72	H

WOSRT CASE 18GHz-26.5 GHz（EUT2, MIMO, 802.11a CH149）

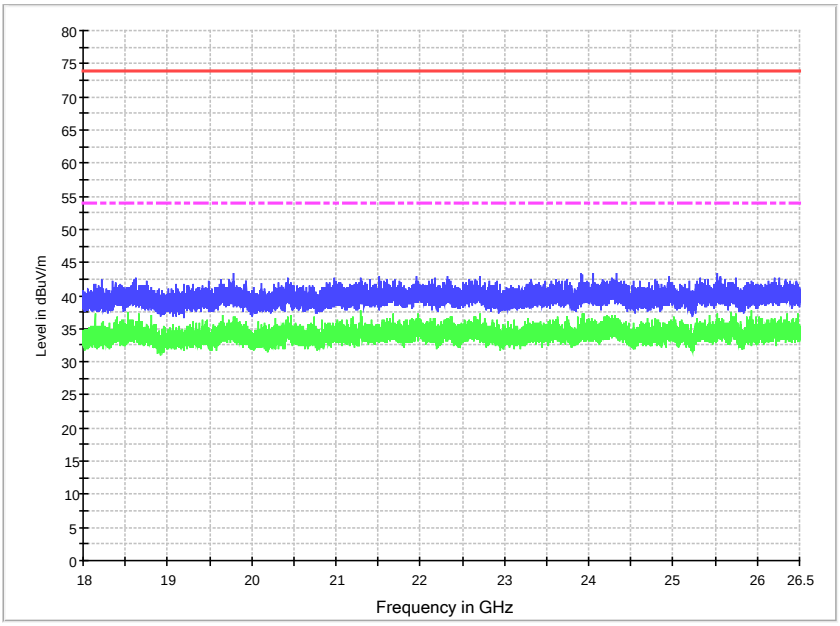

WOSRT CASE 26.5 GHz-40GHz-（EUT2, MIMO, 802.11a CH149）

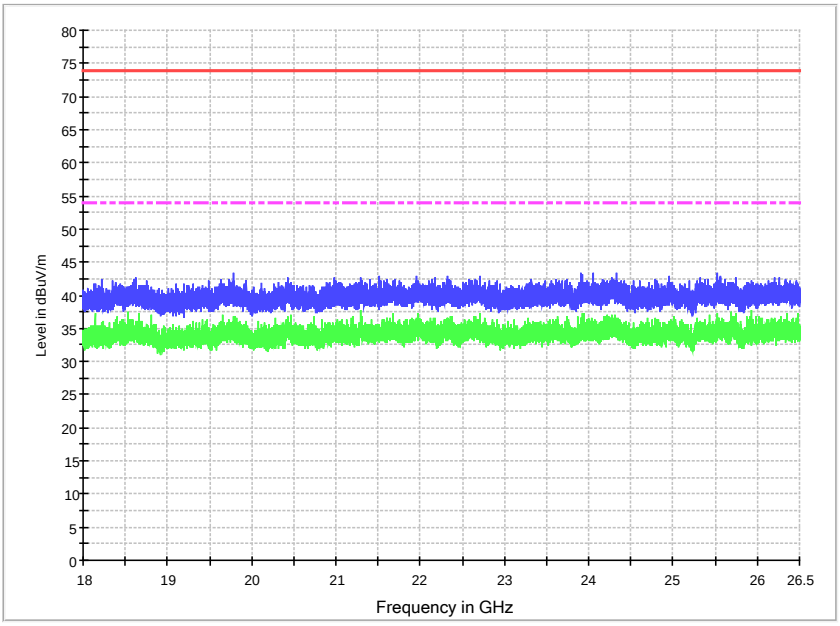

. ©Copyright. All rights reserved by CTTL.

A.6. Band Edges Compliance

A6.1 Band Edges - Radiated

Measurement Limit:

Standard	Limit (dBm/MHz)	
FCC 47 CFR Part 15.407	at the band edge	27
	at 5 MHz above or below the band edge	15.6
	at 25 MHz above or below the band edge	10
	at 75 MHz or more above or below the band edge	-27
	Note：increasing linearly from point to point.	

Test Condition

The EUT was placed on a non-conductive table 80cm above the ground plane for measurement below 1GHz;1.5m above the ground plane for measurement above 1GHz . The measurement antenna was placed at a distance of 3 meters from the EUT. During the tests, the antenna height and the EUT azimuth were varied in order to identify the maximum level of emissions from the EUT. This maximization process was repeated with the EUT positioned in each of its three orthogonal orientations.

Frequency of emission (MHz)	RBW/VBW
30-1000	100kHz/300kHz
1000-4000	1MHz/3MHz
4000-18000	1MHz/3MHz
18000-26500	1MHz/3MHz
26500-40000	1MHz/3MHz

Measurement Result:

EUT1 & EUT2

Mode	ANT NO.	Channel	Conclusion
802.11a	Core 0	5745 MHz	P
		5825 MHz	P
	Core 1	5745 MHz	P
		5825 MHz	P
	CCD	5745 MHz	P
		5825 MHz	P
802.11n HT20	Core 0	5745 MHz	P
		5825 MHz	P
	Core 1	5745 MHz	P
		5825 MHz	P
	MIMO	5745 MHz	P
		5825 MHz	P
802.11ac	Core 0	5745 MHz	P

. ©Copyright. All rights reserved by CTTL.

HT20		5825 MHz	P
	Core 1	5745 MHz	P
		5825 MHz	P
	MIMO	5745 MHz	P
		5825 MHz	P
802.11ax HT20	Core 0	5745 MHz	P
		5825 MHz	P
	Core 1	5745 MHz	P
		5825 MHz	P
	MIMO	5745 MHz	P
		5825 MHz	P
802.11n HT40	Core 0	5755 MHz	P
		5795 MHz	P
	Core 1	5755 MHz	P
		5795 MHz	P
	MIMO	5755 MHz	P
		5795 MHz	P
802.11ac HT40	Core 0	5755 MHz	P
		5795 MHz	P
	Core 1	5755 MHz	P
		5795 MHz	P
	MIMO	5755 MHz	P
		5795 MHz	P
802.11ax HT40	Core 0	5755 MHz	P
		5795 MHz	P
	Core 1	5755 MHz	P
		5795 MHz	P
	MIMO	5755 MHz	P
		5795 MHz	P
802.11ac HT80	Core 0	5775 MHz	P
	Core 1	5775 MHz	P
	MIMO	5775 MHz	P
802.11ax HT80	Core 0	5775 MHz	P
	Core 1	5775 MHz	P
	MIMO	5775 MHz	P

Note：All combinations were tested and only the worst results are shown in this report.

EUT2, MIMO

Mode	Channel	Test Results	Conclusion
802.11a	CH149(5745 MHz)	Fig.31	P
	CH165(5825 MHz)	Fig.32	P
802.11n	CH149(5745 MHz)	Fig.33	P

. ©Copyright. All rights reserved by CTTL.

HT20	CH165(5825 MHz)	Fig.34	P
802.11ac HT20	CH149(5745 MHz)	Fig.35	P
	CH165(5825 MHz)	Fig.36	P
802.11ax HT20	CH149(5745 MHz)	Fig.37	P
	CH165(5825 MHz)	Fig.38	P
802.11n HT40	CH151(5755 MHz)	Fig.39	P
	CH159(5795 MHz)	Fig.40	P
802.11ac HT40	CH151(5755 MHz)	Fig.41	P
	CH159(5795 MHz)	Fig.42	P
802.11ax HT40	CH151(5755 MHz)	Fig.43	P
	CH159(5795 MHz)	Fig.44	P
802.11ac HT80	CH155(5775 MHz)	Fig.45 Fig.46	P
802.11ax HT80	CH155(5775 MHz)	Fig.47 Fig.48	P

Conclusion: PASS

Test graphs as below:

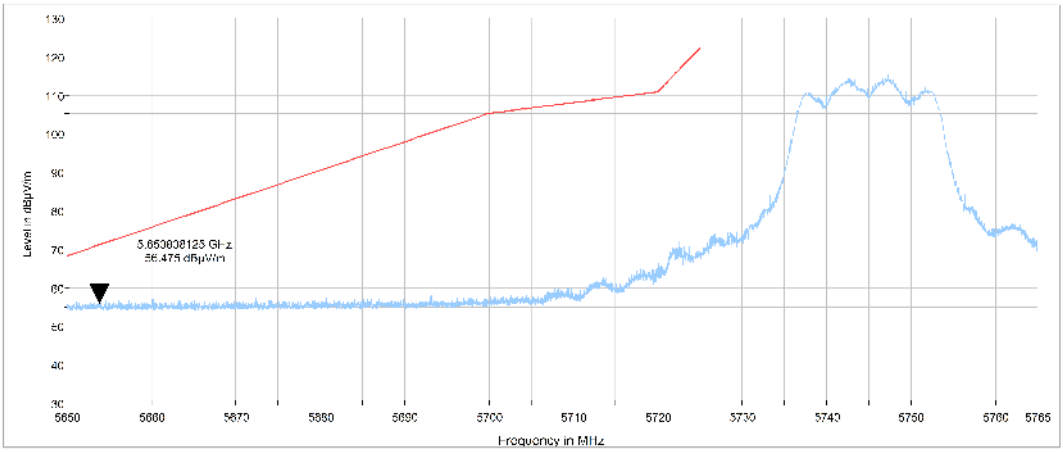

Fig. 31 Band Edges (802.11a Ch149,5745MHz)

. ©Copyright. All rights reserved by CTTL.

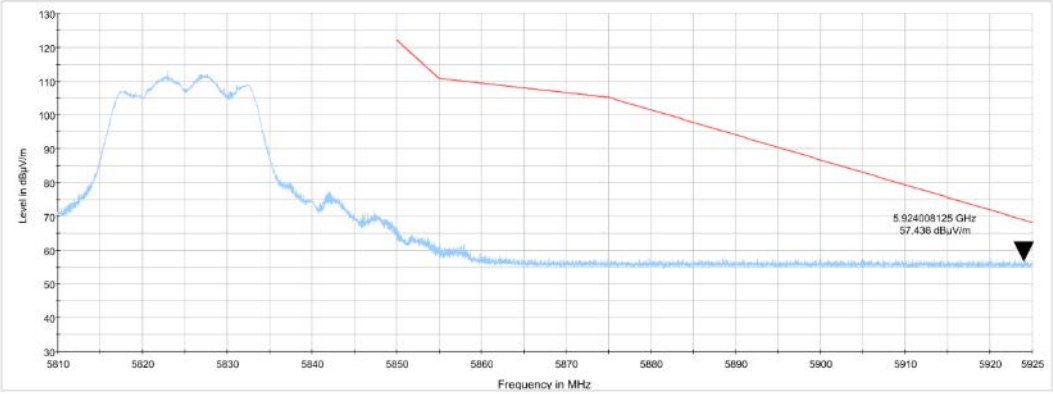

Fig. 32 Band Edges (802.11a Ch165, 5825MHz)

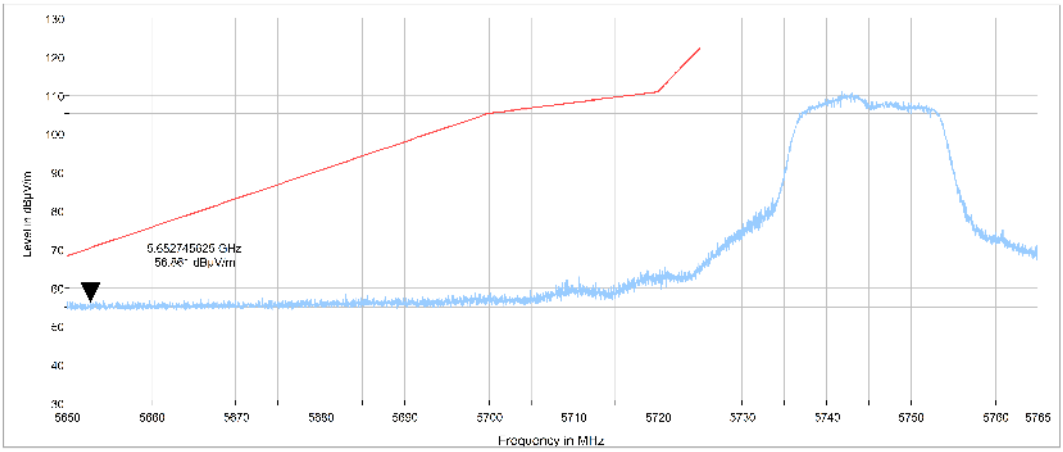

Fig. 33 Band Edges (802.11n-HT20 Ch149, 5745MHz)

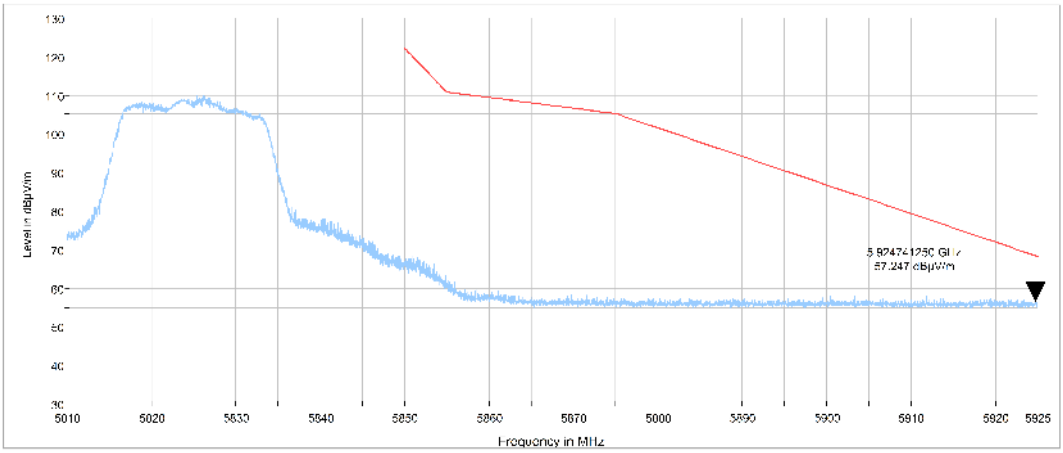

Fig. 34 Band Edges (802.11n-HT20 Ch165, 5825MHz)

. ©Copyright. All rights reserved by CTTL.

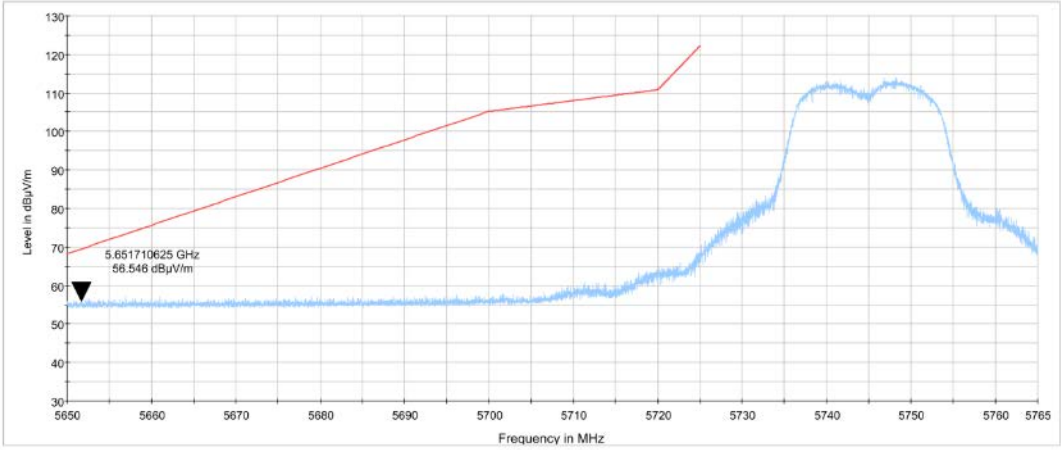

Fig. 35 Band Edges (802.11ac-HT20 Ch149, 5745MHz)

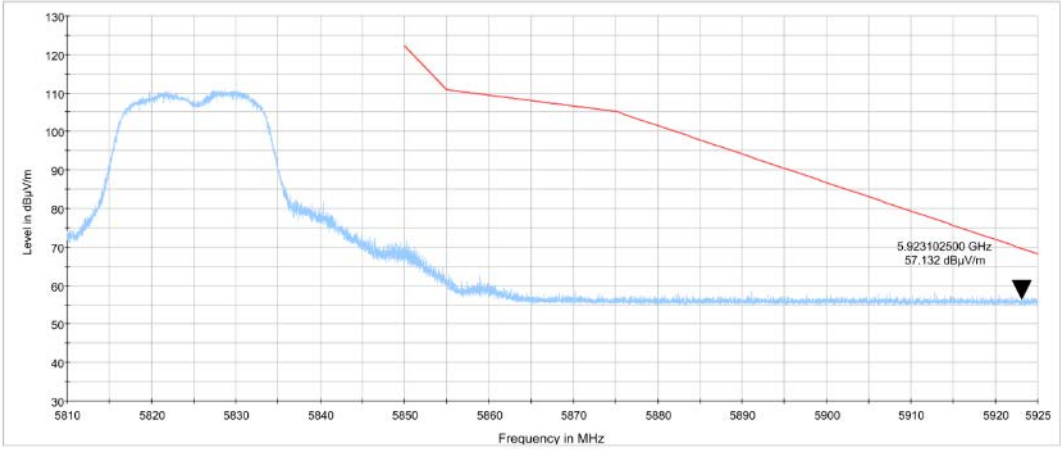

Fig. 36 Band Edges (802.11ac-HT20 Ch165, 5825MHz)

. ©Copyright. All rights reserved by CTTL.

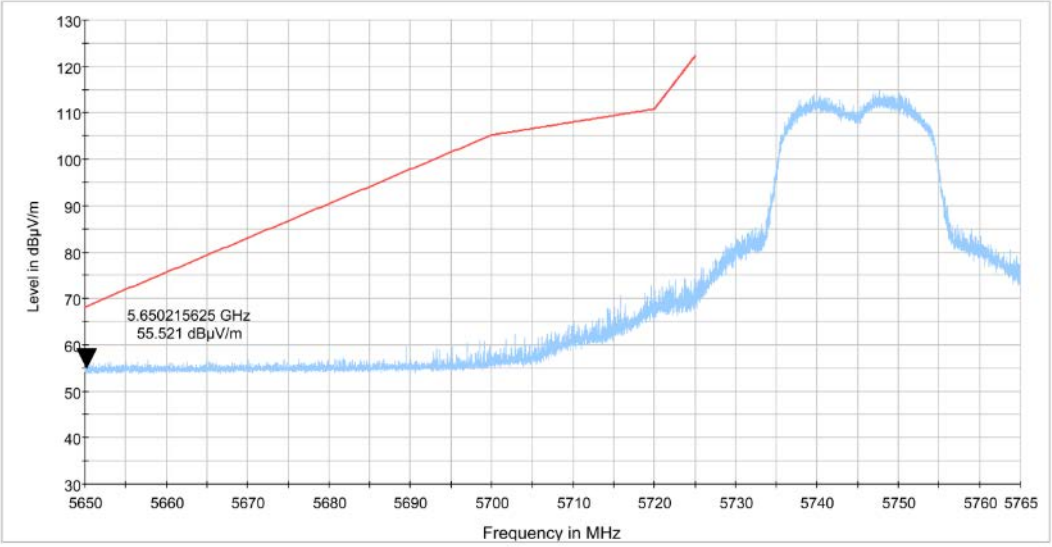

Fig. 37 Band Edges (802.11ax-HT20 Ch149, 5745MHz)

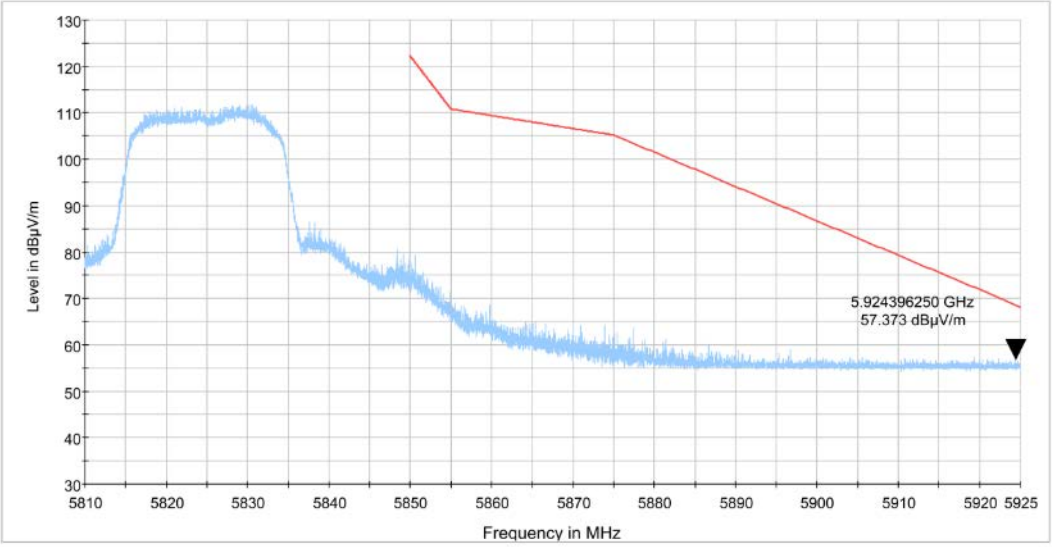

Fig. 38 Band Edges (802.11ax-HT20 Ch165, 5825MHz)

. ©Copyright. All rights reserved by CTTL.

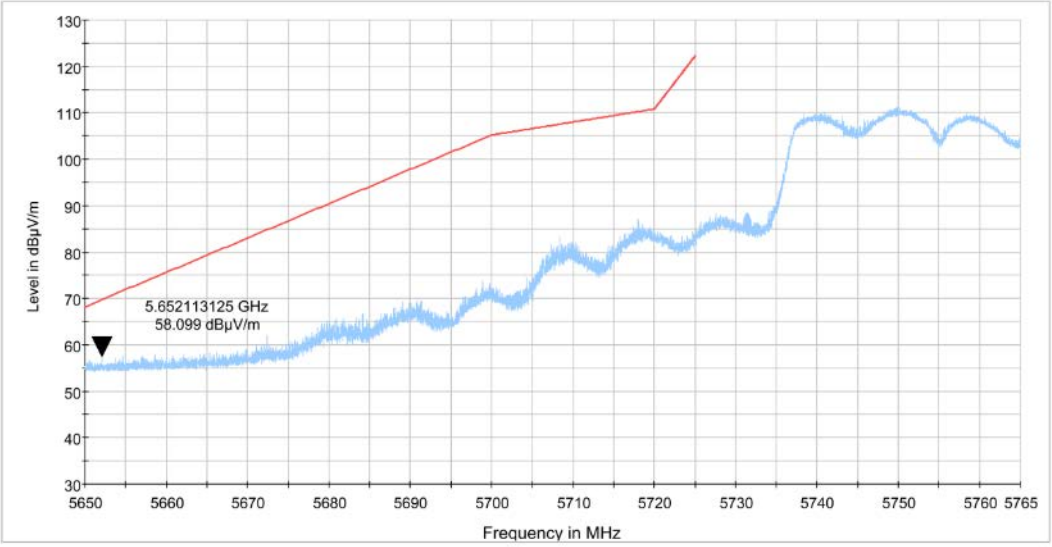

Fig. 39 Band Edges (802.11n-HT40 Ch151, 5755MHz)

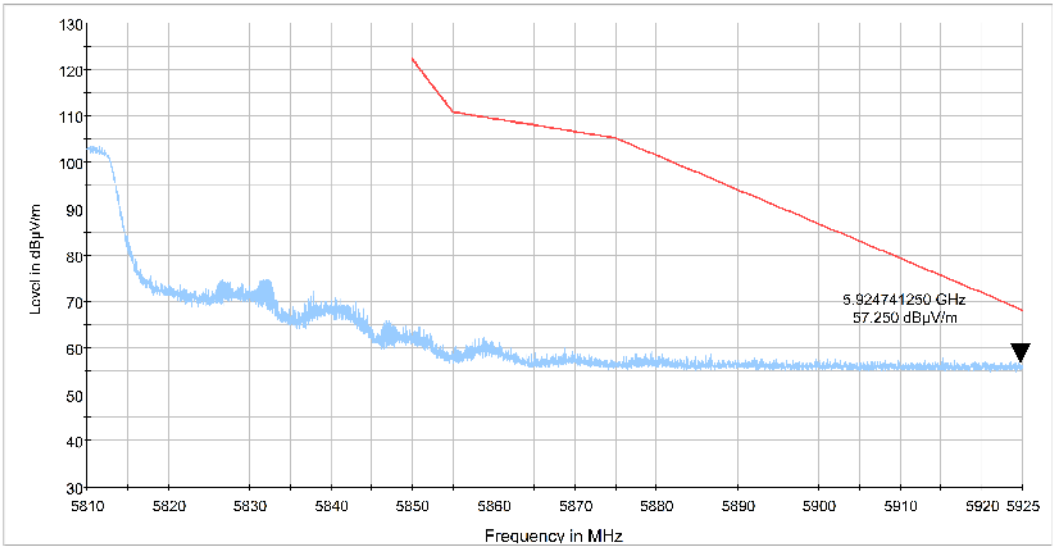

Fig. 40 Band Edges (802.11n-HT40 Ch159, 5795MHz)

. ©Copyright. All rights reserved by CTTL.

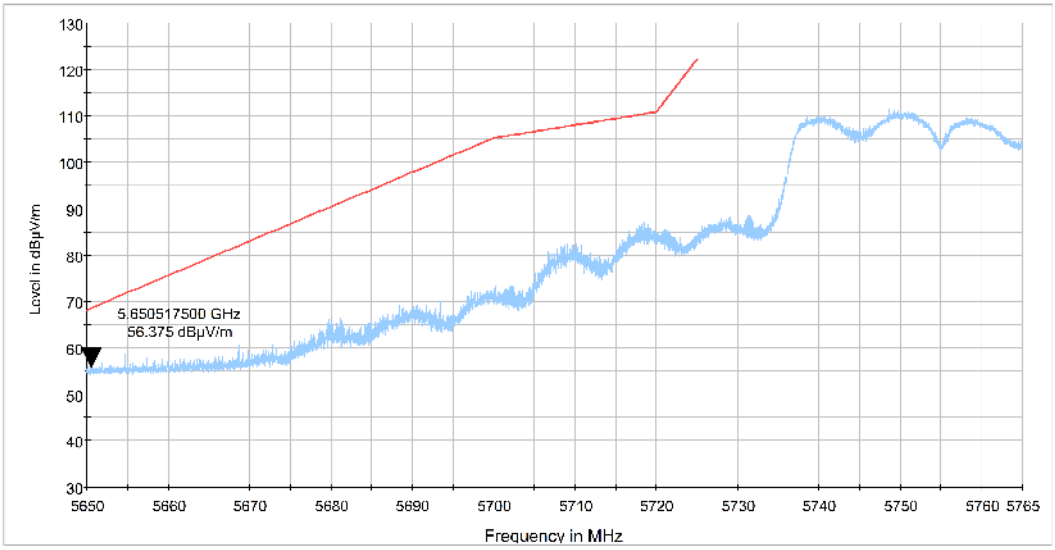

Fig. 41 Band Edges (802.11ac-HT40 Ch151, 5755MHz)

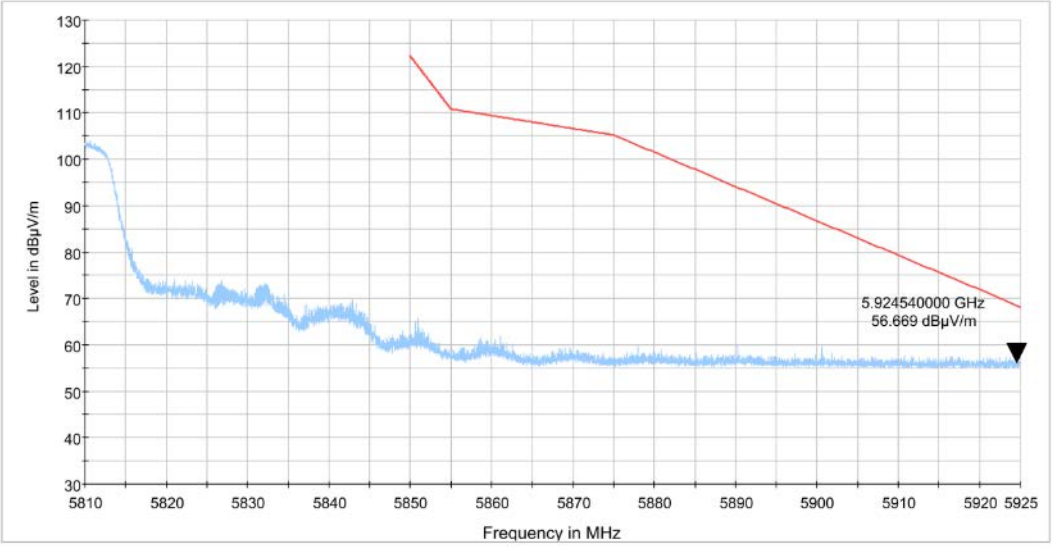

Fig. 42 Band Edges (802.11ac-HT40 Ch159, 5795MHz)

. ©Copyright. All rights reserved by CTTL.

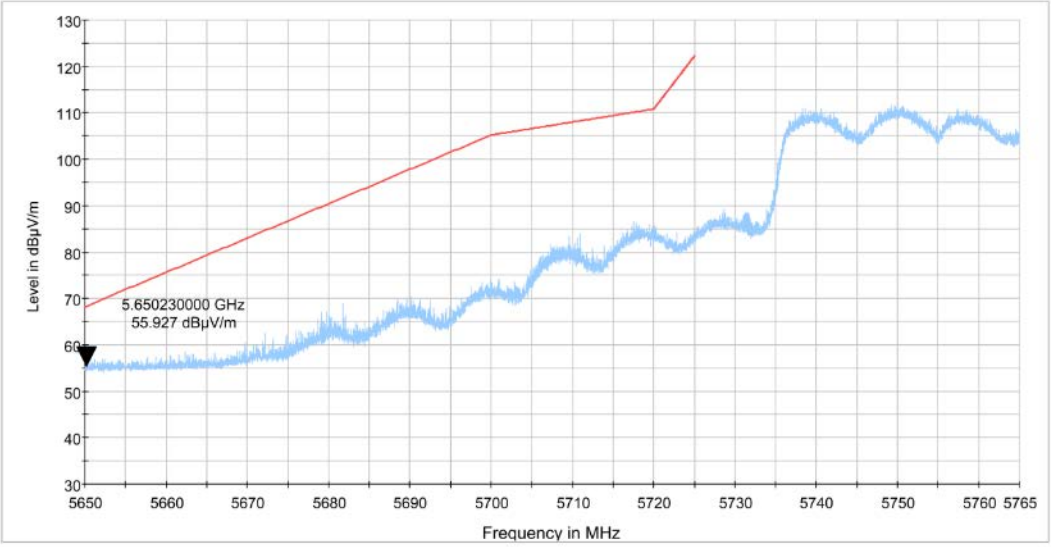

Fig. 43 Band Edges (802.11ax-HT40 Ch151, 5755MHz)

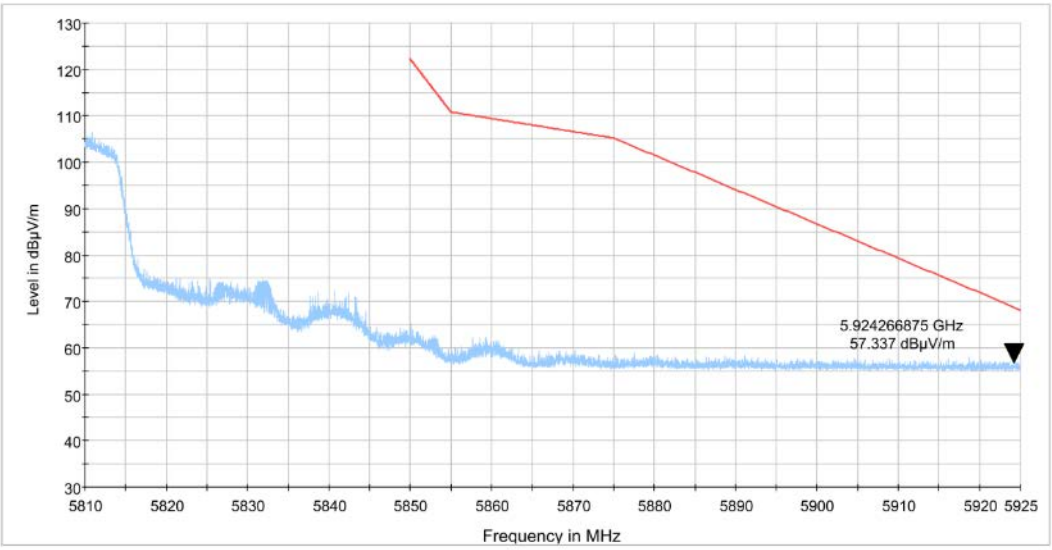

Fig. 44 Band Edges (802.11ax-HT40 Ch159, 5795MHz)

. ©Copyright. All rights reserved by CTTL.

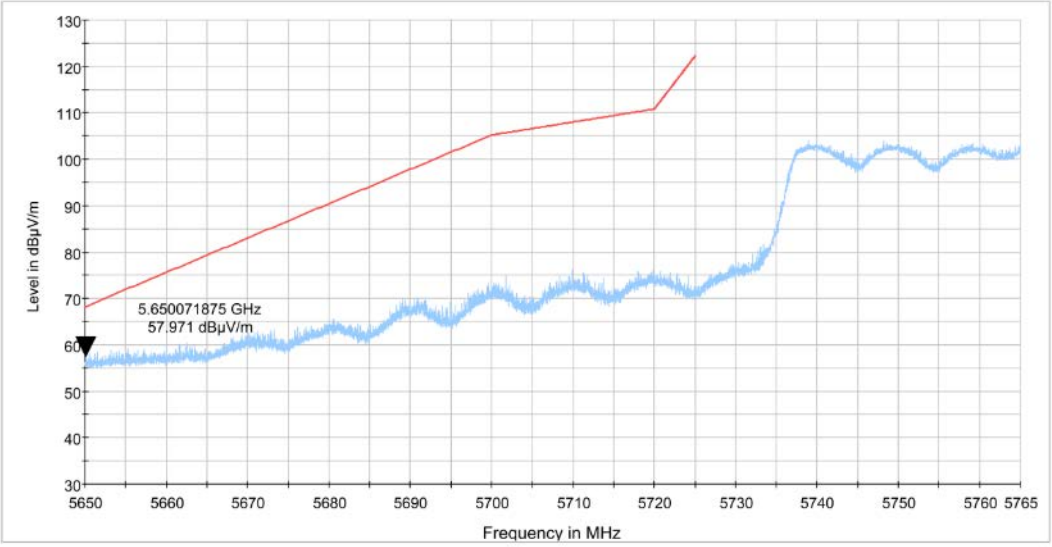

Fig. 45 Band Edges (802.11ac-HT80 Ch155 L, 5775MHz)

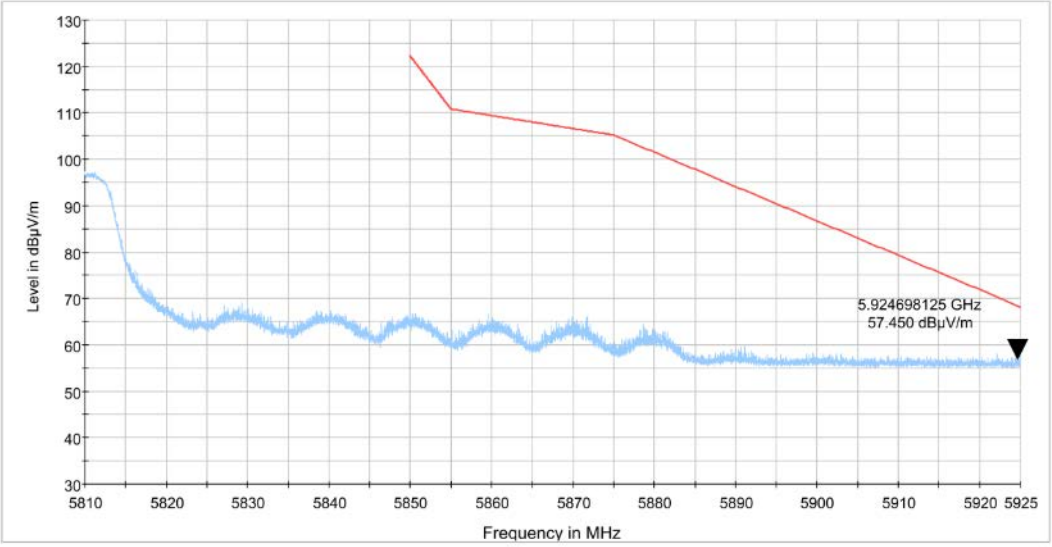

Fig. 46 Band Edges (802.11ac-HT80 Ch155 R, 5775MHz)

. ©Copyright. All rights reserved by CTTL.

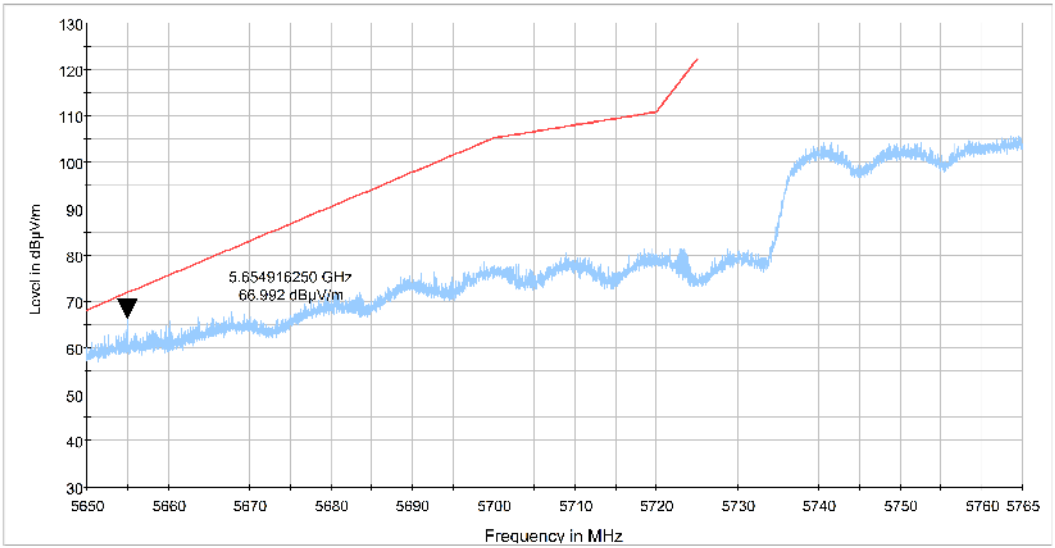

Fig. 47 Band Edges (802.11ax-HT80 Ch155 L, 5775MHz)

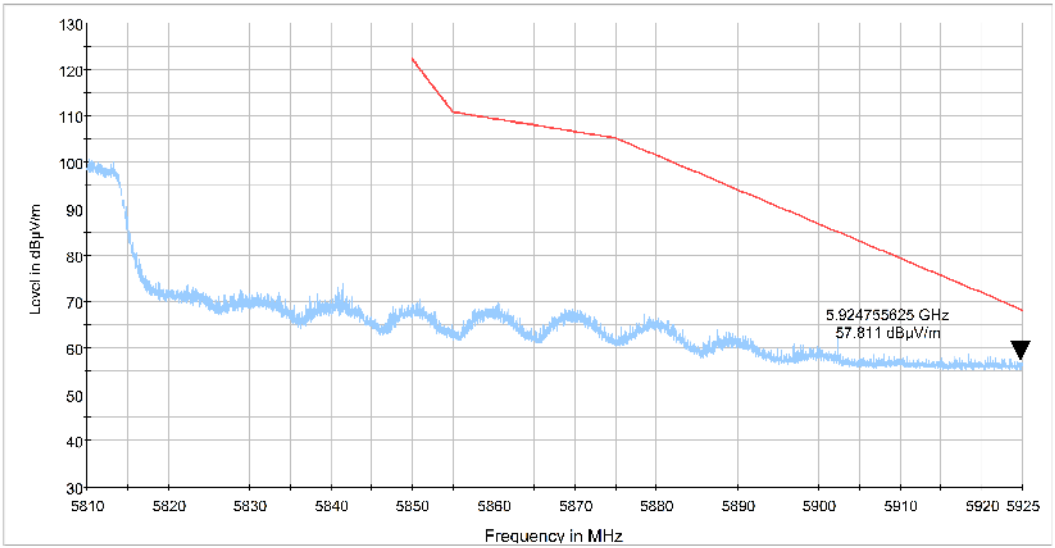

Fig. 48 Band Edges (802.11ax-HT80 Ch155 R, 5775MHz)

. ©Copyright. All rights reserved by CTTL.

A.7. AC Powerline Conducted Emission

Test Condition:

Voltage（V）	Frequency（Hz）
120	60

Measurement uncertainty:

Expanded measurement uncertainty for this test item is U =3.1dB, k=2.

Measurement Result and limit:

Measurement Result = Receiver Reading + Votage diviation factor + Cable loss

EUT set-up No.	Combination of EUT and AE	Remarks
Set.1	EUT1+AE1+AE2+AE4	EUT1+Charger1
Set.2	EUT2+AE9+AE3+AE5	EUT2+Charger2

Note：All combinations were tested，and only the worst results are shown in this report.

WLAN (Quasi-peak Limit)

Frequency range (MHz)	Quasi-peak Limit (dBμV)	Result (dBμV) With charger		Conclusion
		802.11a	Idle	
0.15 to 0.5	66 to 56	Fig.49	Fig.50	P
0.5 to 5	56			
5 to 30	60			
NOTE: The limit decreases linearly with the logarithm of the frequency in the range 0.15 MHz to 0.5 MHz.				

WLAN (Average Limit)

Frequency range (MHz)	Average Limit (dBμV)	Result (dBμV) With charger		Conclusion
		802.11a	Idle	
0.15 to 0.5	56 to 46	Fig.49	Fig.50	P
0.5 to 5	46			
5 to 30	50			
NOTE: The limit decreases linearly with the logarithm of the frequency in the range 0.15 MHz to 0.5 MHz.				

The measurement is made according to ANSI C63.10 .

Conclusion: PASS

Test graphs as below:

. ©Copyright. All rights reserved by CTTL.

Traffic:

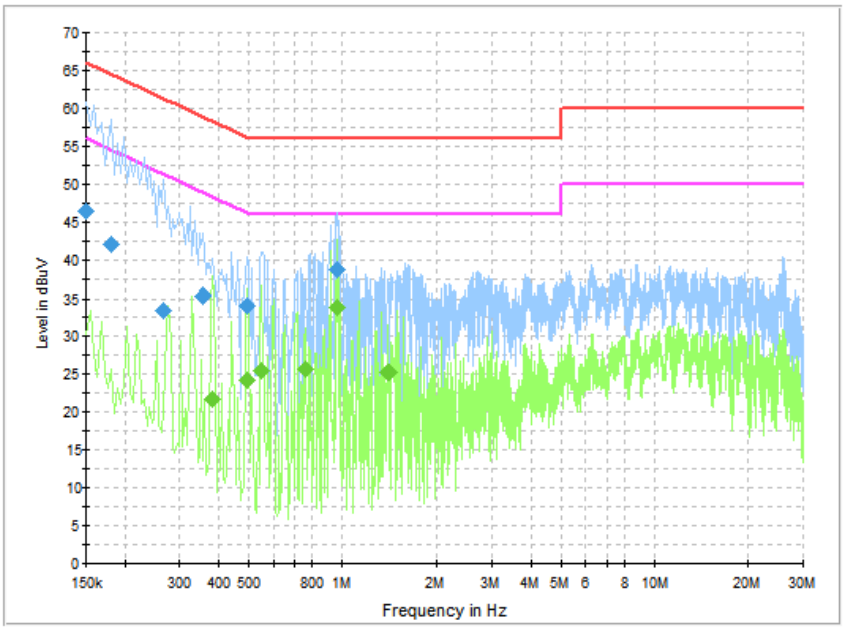

49 AC Power line Conducted Emission-802.11a

Note1: The graphic result above is the maximum of the measurements for both phase line and neutral line.

Final Result 1/QP

Frequency (MHz)	Measurement Result (dBμV)	Cable loss (dB)	Votage diviation factor (dB)	Receiver Reading (dBμV)	Limit (dBμV/m)	Margin (dB)	Line (L/N)
0.150	49.18	9.83	9.76	29.59	66.00	16.82	N
0.222	43.57	9.88	9.81	23.87	62.70	19.13	N
0.272	40.37	9.88	9.84	20.65	61.10	20.73	N
0.407	35.93	9.88	9.89	16.16	57.70	21.78	N
0.618	25.05	9.83	9.87	5.34	56.00	30.95	N
0.969	42.88	9.89	9.78	23.21	56.00	13.12	L1

Final Result 2/AV

Frequency (MHz)	Measurement Result (dBμV)	Cable loss (dB)	Votage diviation factor (dB)	Receiver Reading (dBμV)	Limit (dBμV/m)	Margin (dB)	Line (L/N)
0.344	21.76	9.88	9.87	2.01	49.10	27.34	N
0.479	15.29	9.88	9.91	-4.50	46.40	31.11	L1
0.618	30.22	9.83	9.87	10.51	46.00	15.78	L1
0.969	36.03	9.89	9.78	16.36	46.00	9.97	L1
1.586	22.76	9.91	9.74	3.10	46.00	23.25	L1
2.076	19.80	9.91	9.73	0.17	46.00	26.20	L1

Note2: The measurement results showed here are worst cases.

. ©Copyright. All rights reserved by CTTL.

Idle:

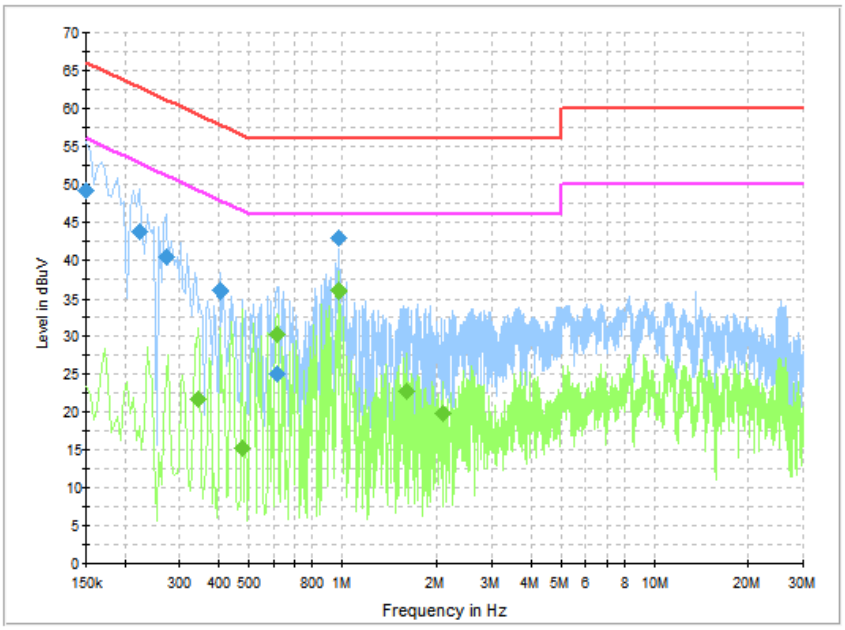

50 AC Power line Conducted Emission-Idle

Note1: The graphic result above is the maximum of the measurements for both phase line and neutral line.

Final Result 1/QP

Frequency (MHz)	Measurement Result (dBμV)	Cable loss (dB)	Votage diviation factor (dB)	Receiver Reading (dBμV)	Limit (dBμV/m)	Margin (dB)	Line (L/N)
0.150	49.18	9.83	9.76	29.59	66.00	16.82	N
0.222	43.57	9.88	9.81	23.87	62.70	19.13	N
0.272	40.37	9.88	9.84	20.65	61.10	20.73	N
0.407	35.93	9.88	9.89	16.16	57.70	21.77	N
0.618	25.05	9.83	9.87	5.34	56.00	30.95	N
0.969	42.88	9.89	9.78	23.21	56.00	13.12	L1

Final Result 2/AV

Frequency (MHz)	Measurement Result (dBμV)	Cable loss (dB)	Votage diviation factor (dB)	Receiver Reading (dBμV)	Limit (dBμV/m)	Margin (dB)	Line (L/N)
0.344	21.76	9.88	9.87	2.01	49.10	27.34	N
0.479	15.29	9.88	9.91	-4.50	46.40	31.11	L1
0.618	30.22	9.83	9.87	10.51	46.00	15.78	L1
0.969	36.03	9.89	9.78	16.36	46.00	9.97	L1
1.586	22.76	9.91	9.74	3.10	46.00	23.24	L1
2.076	19.80	9.91	9.73	0.17	46.00	26.20	L1

Note2: The measurement results showed here are worst cases.

. ©Copyright. All rights reserved by CTTL.

ANNEX B: EUT parameters

Disclaimer: The antenna gain and worse case provided by the client may affect the validity of the measurement results in this report, and the client shall bear the impact and consequences arising therefrom.

ANNEX C: Accreditation Certificate

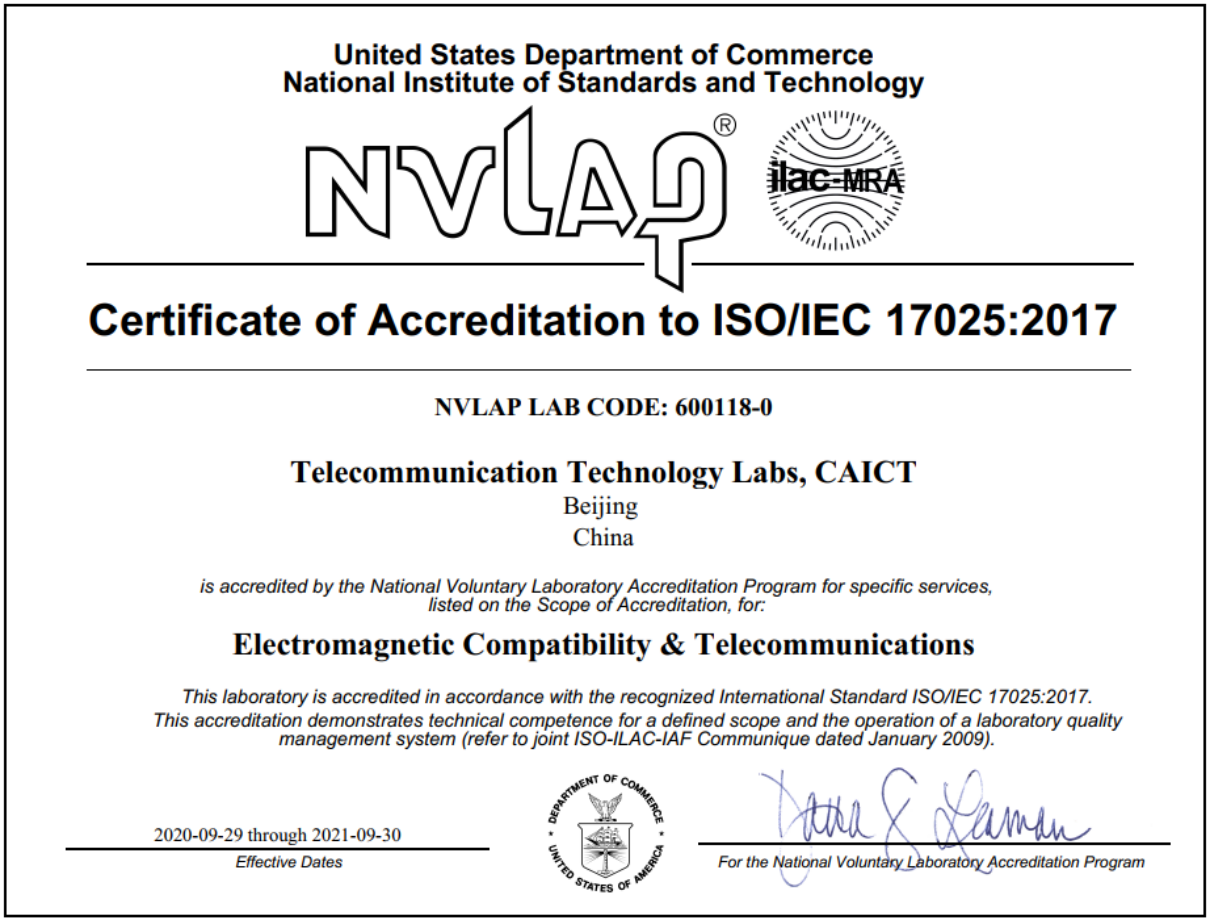

United States Department of Commerce
National Institute of Standards and Technology

NVLAP®

ilac-MRA

Certificate of Accreditation to ISO/IEC 17025:2017

NVLAP LAB CODE: 600118-0

Telecommunication Technology Labs, CAICT
Beijing
China

is accredited by the National Voluntary Laboratory Accreditation Program for specific services, listed on the Scope of Accreditation, for:

Electromagnetic Compatibility & Telecommunications

This laboratory is accredited in accordance with the recognized International Standard ISO/IEC 17025:2017. This accreditation demonstrates technical competence for a defined scope and the operation of a laboratory quality management system (refer to joint ISO-ILAC-IAF Communique dated January 2009).

2020-09-29 through 2021-09-30
Effective Dates

DEPARTMENT OF COMMERCE · UNITED STATES OF AMERICA

For the National Voluntary Laboratory Accreditation Program

***** END OF REPORT BODY *****

. ©Copyright. All rights reserved by CTTL.