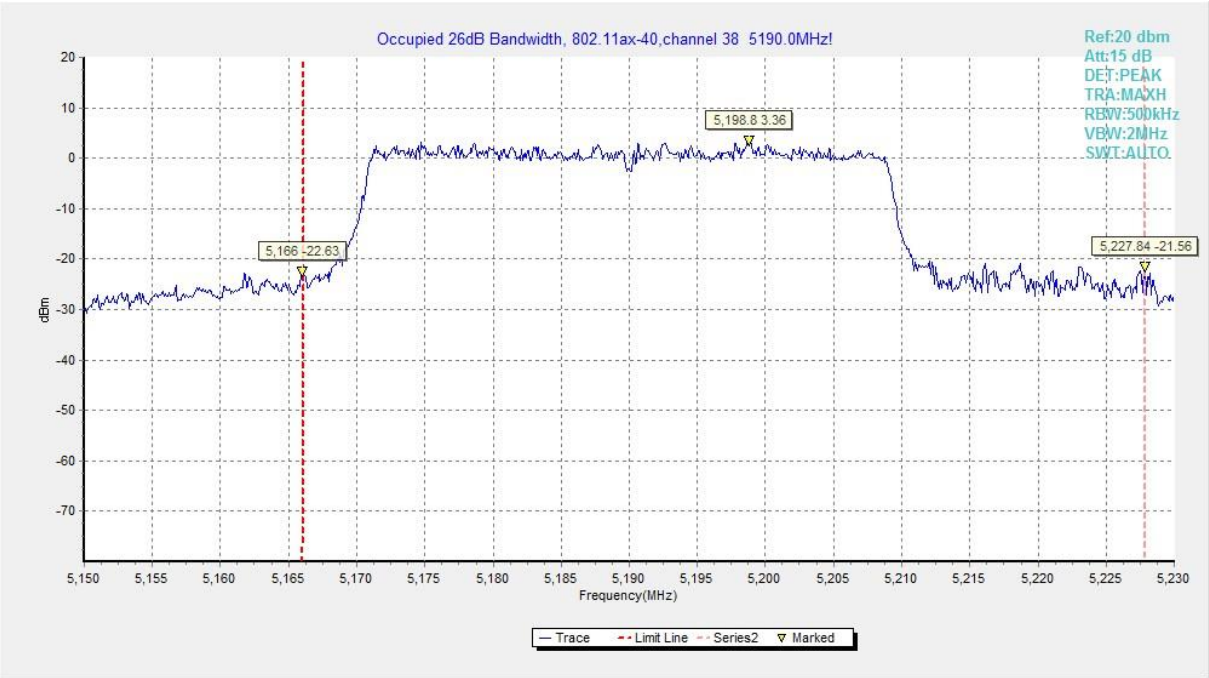

Fig.104 Occupied 26dB Bandwidth (802.11ax-HE40, 5190MHz)

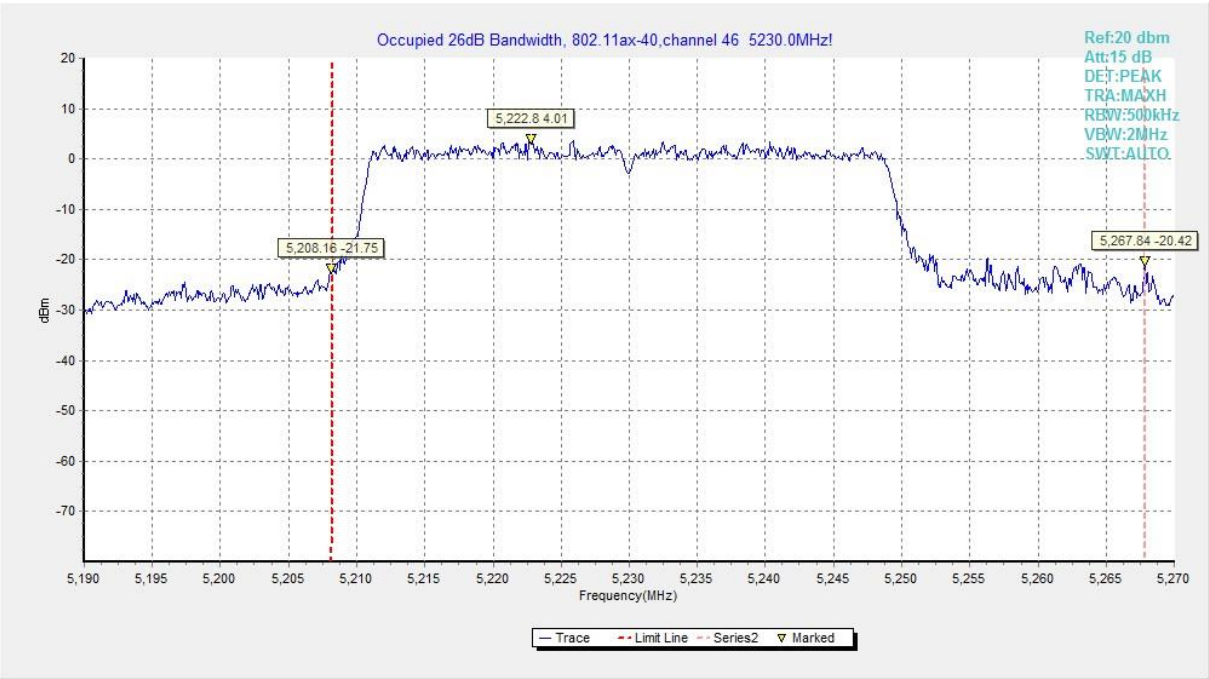

Fig.105 Occupied 26dB Bandwidth (802.11ax-HE40, 5230MHz)

©Copyright. All rights reserved by CTTL.

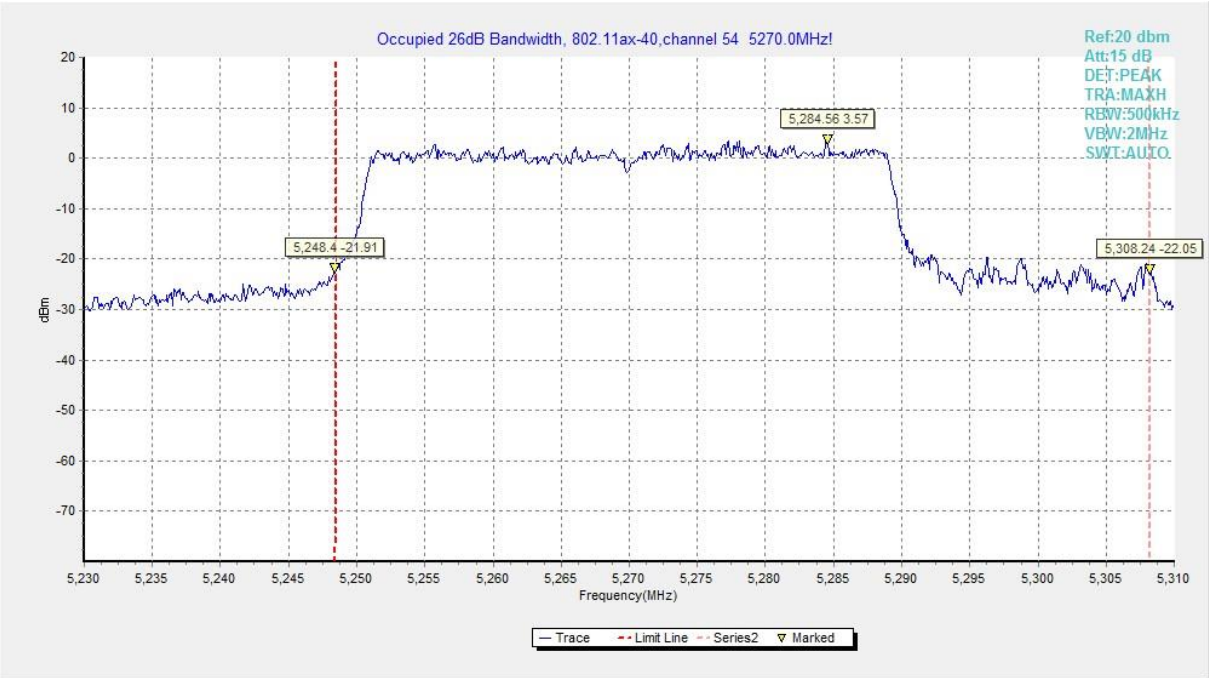

Fig.106 Occupied 26dB Bandwidth (802.11ax-HE40, 5270MHz)

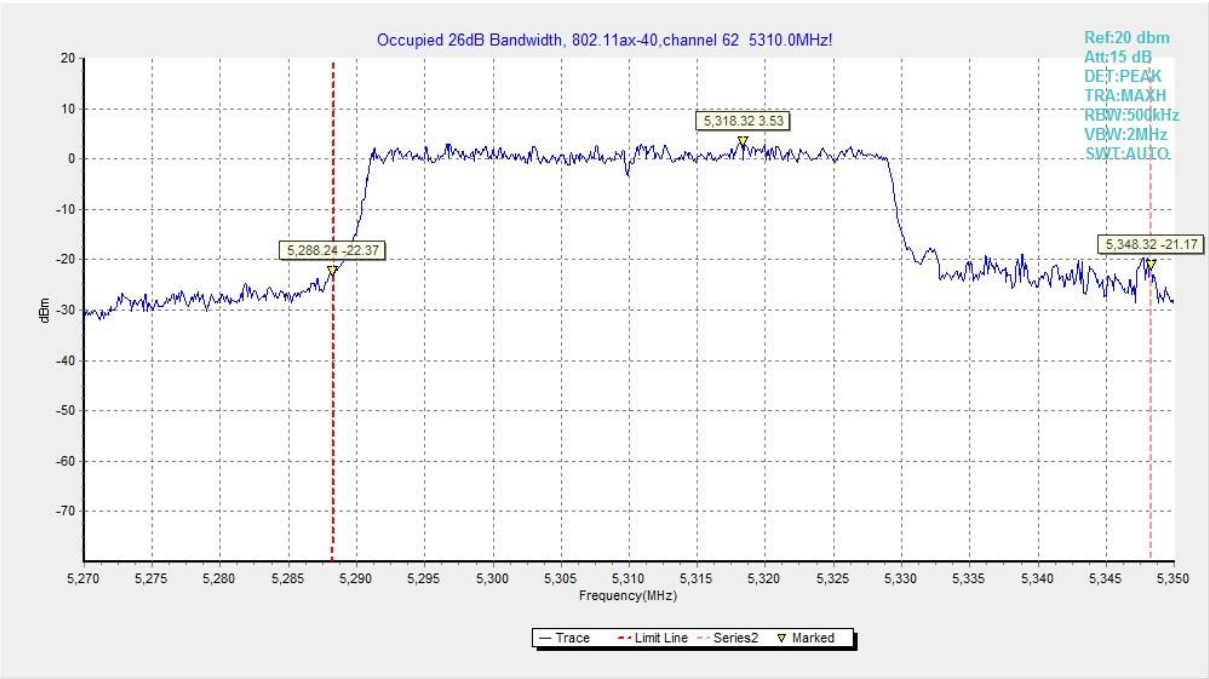

Fig.107 Occupied 26dB Bandwidth (802.11ax-HE40, 5310MHz)

©Copyright. All rights reserved by CTTL.

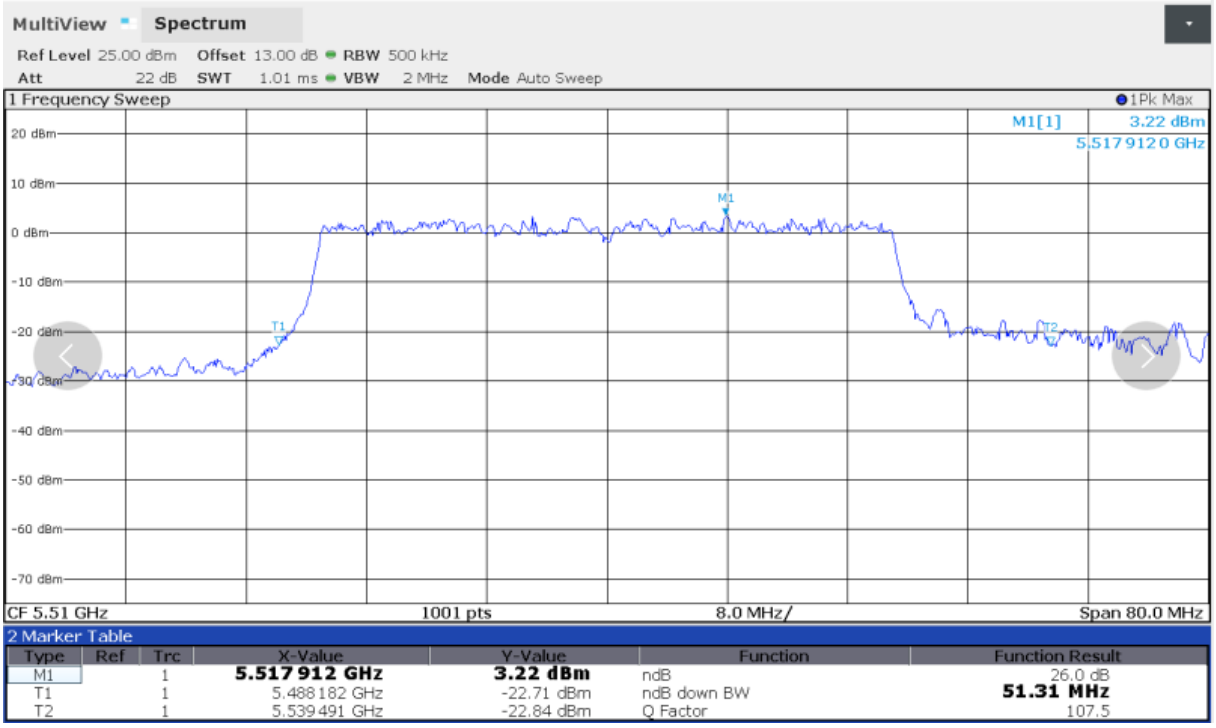

Fig.108 Occupied 26dB Bandwidth (802.11ax-HE40, 5510MHz)

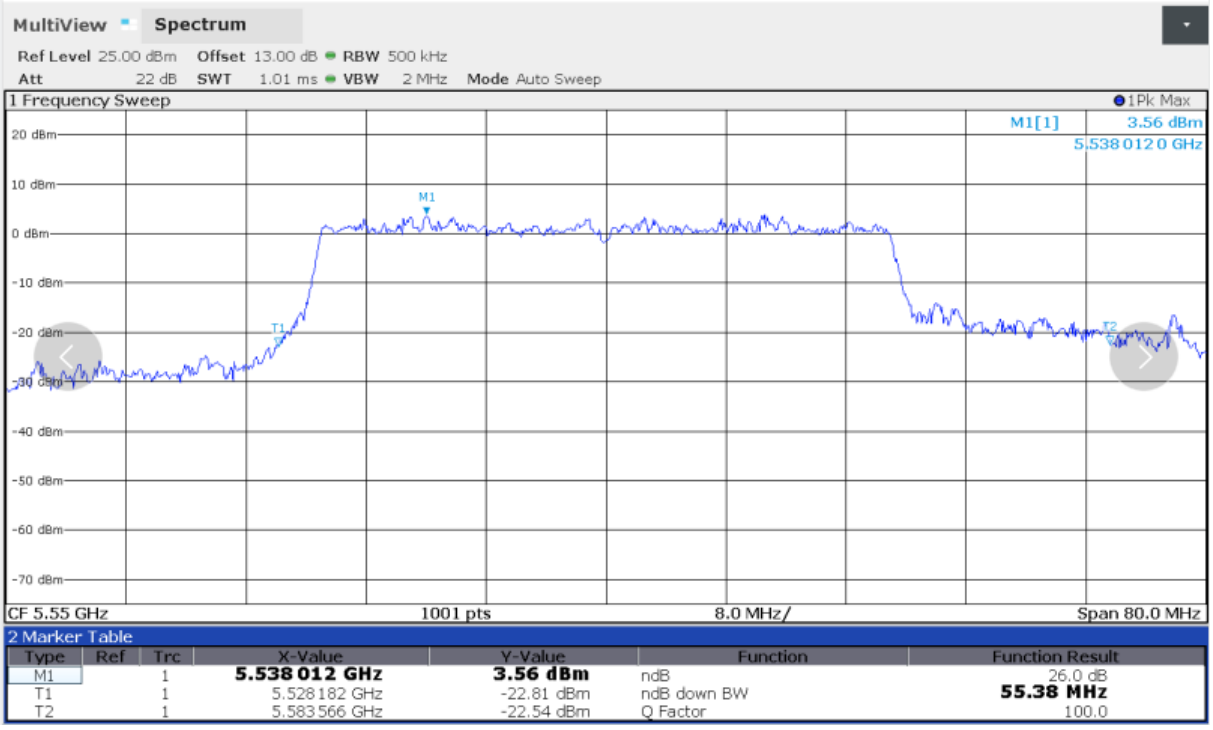

Fig.109 Occupied 26dB Bandwidth (802.11ax-HE40, 5550MHz)

©Copyright. All rights reserved by CTTL.

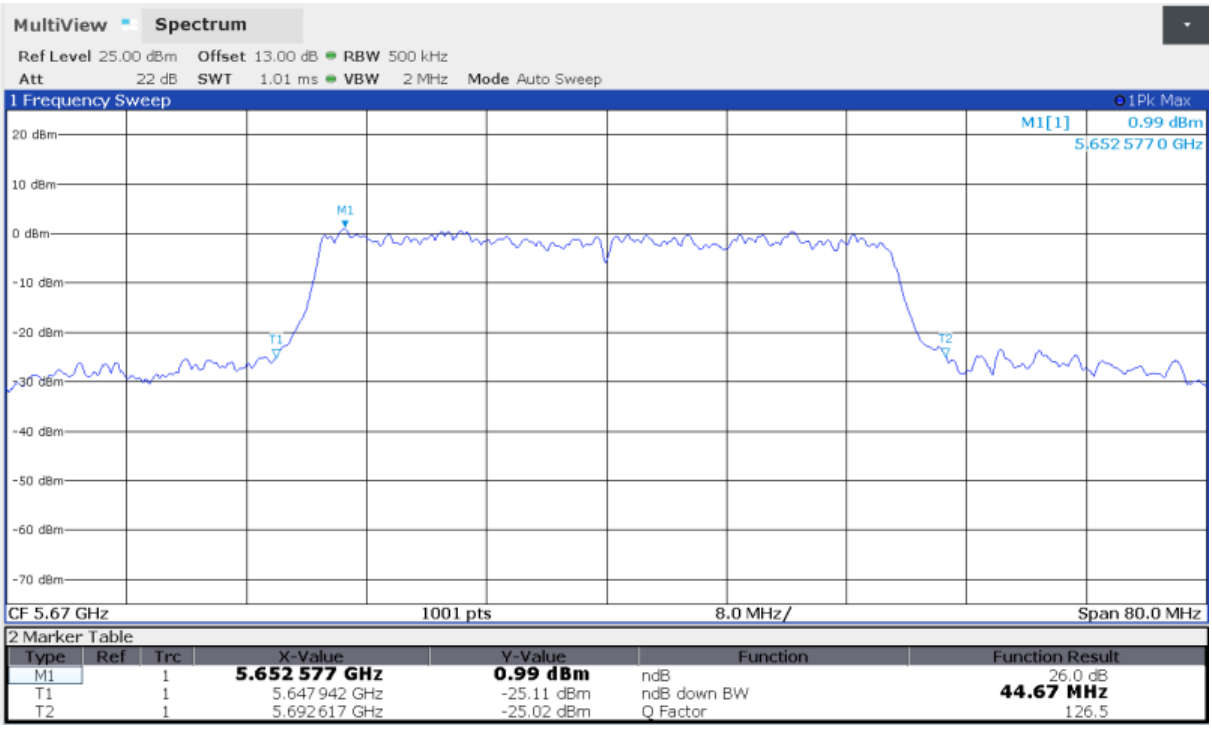

Fig.110 Occupied 26dB Bandwidth (802.11ax-HE40, 5670MHz)

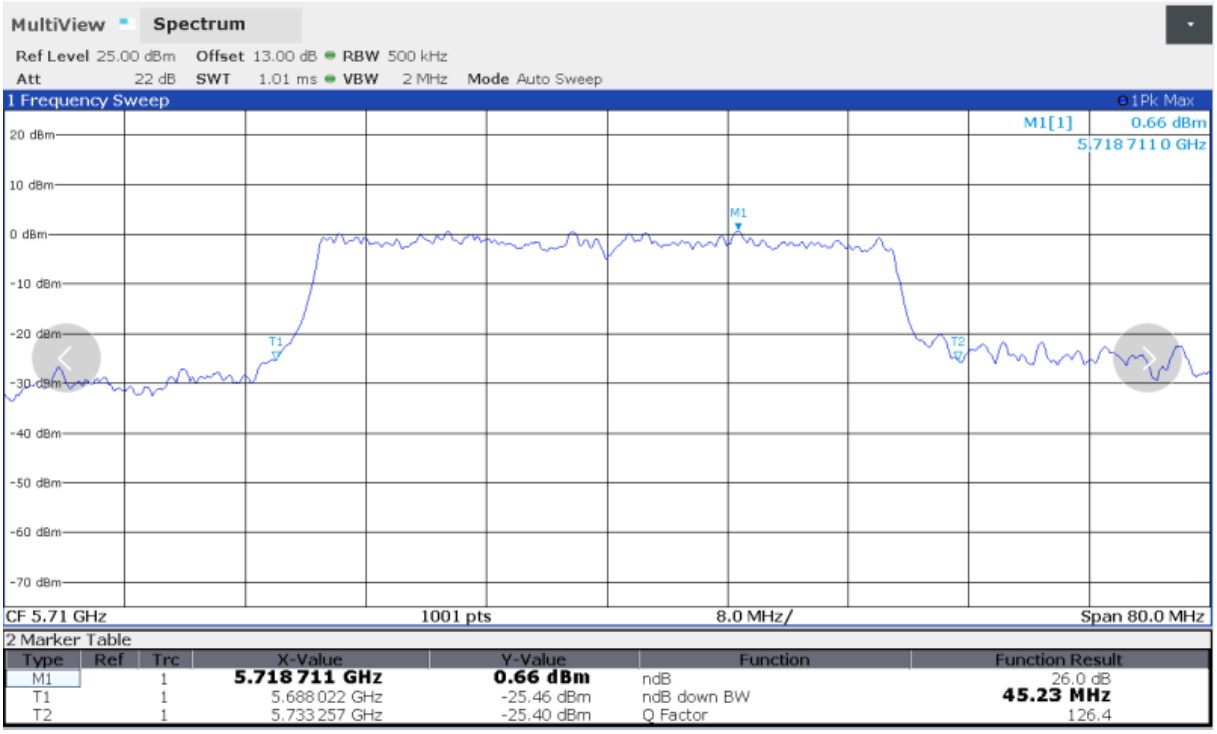

Fig.111 Occupied 26dB Bandwidth (802.11ax-HE40, 5710MHz)

©Copyright. All rights reserved by CTTL.

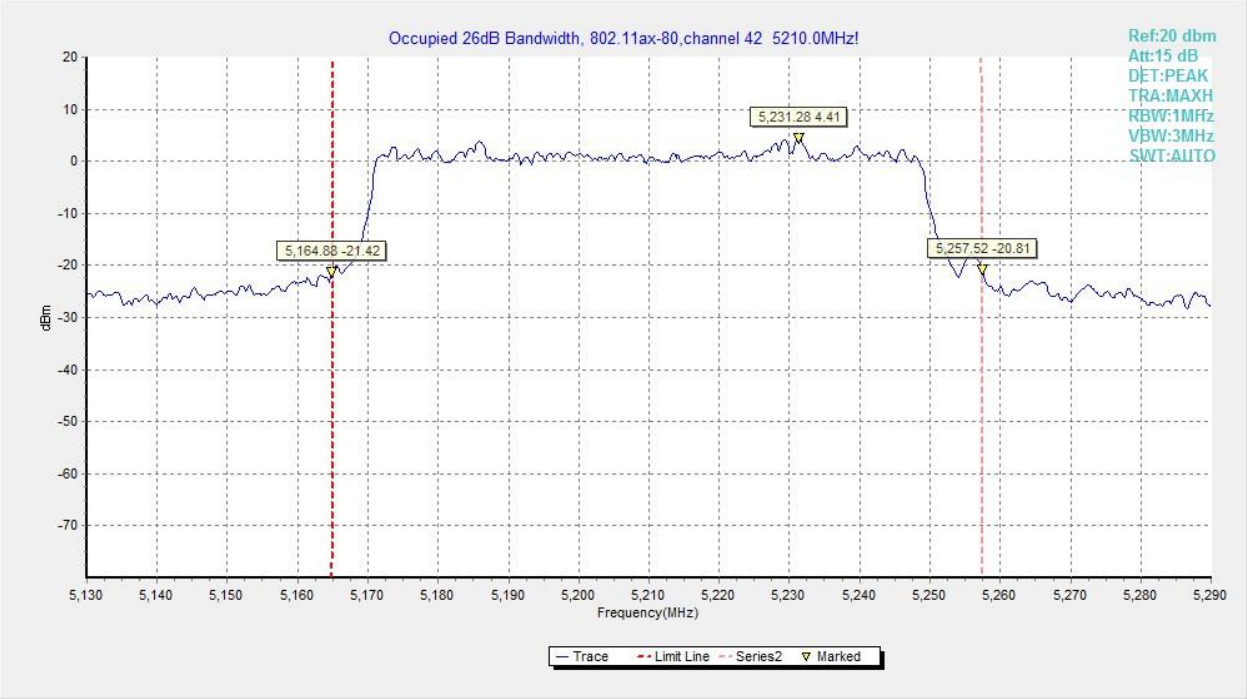

Fig.112 Occupied 26dB Bandwidth (802.11ax-HE80, 5210MHz)

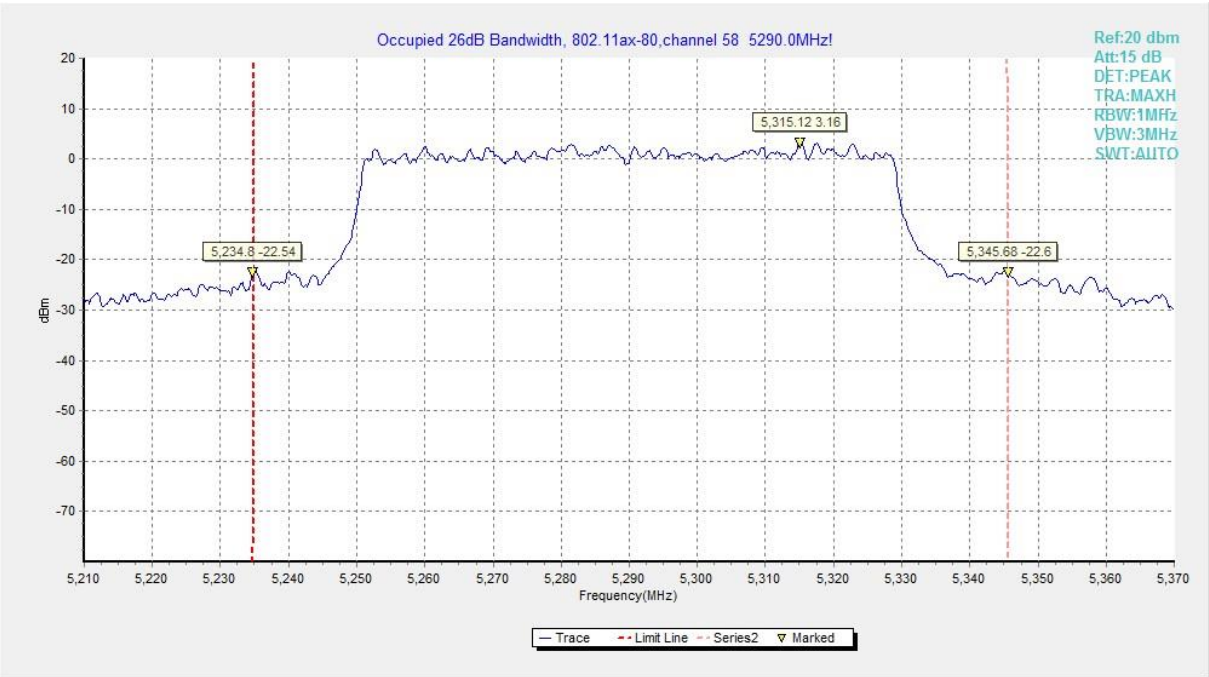

Fig.113 Occupied 26dB Bandwidth (802.11ax-HE80, 5290MHz)

©Copyright. All rights reserved by CTTL.

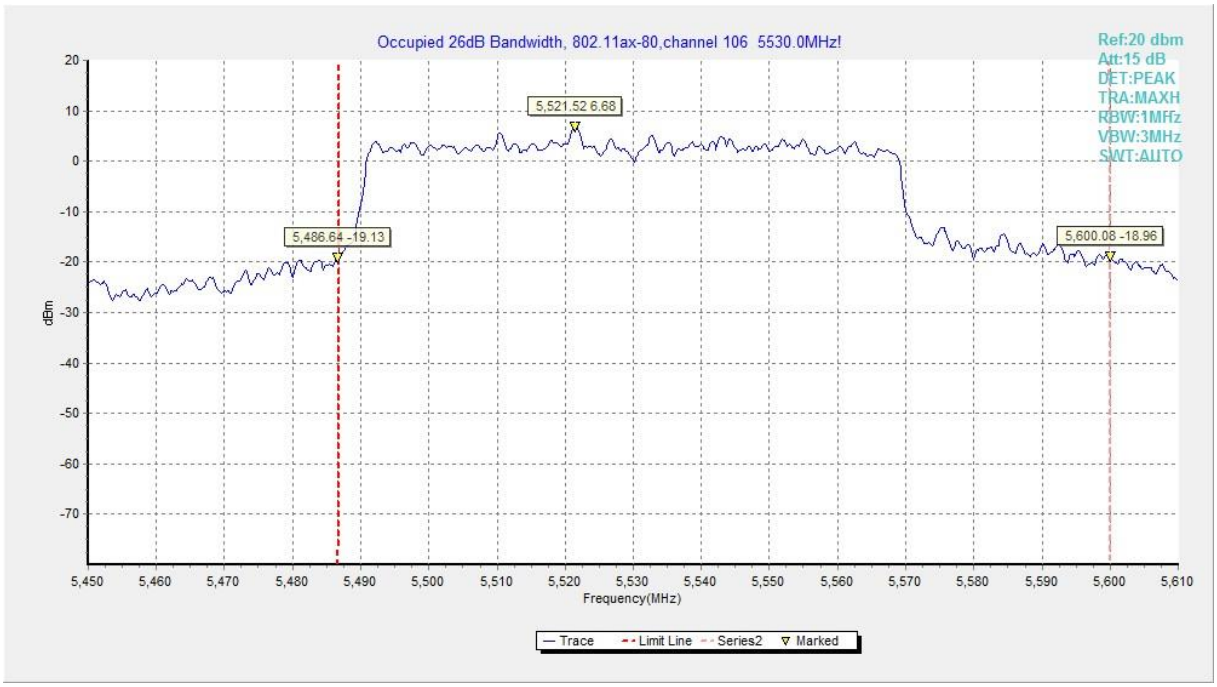

Fig.114 Occupied 26dB Bandwidth (802.11ax-HE80, 5530MHz)

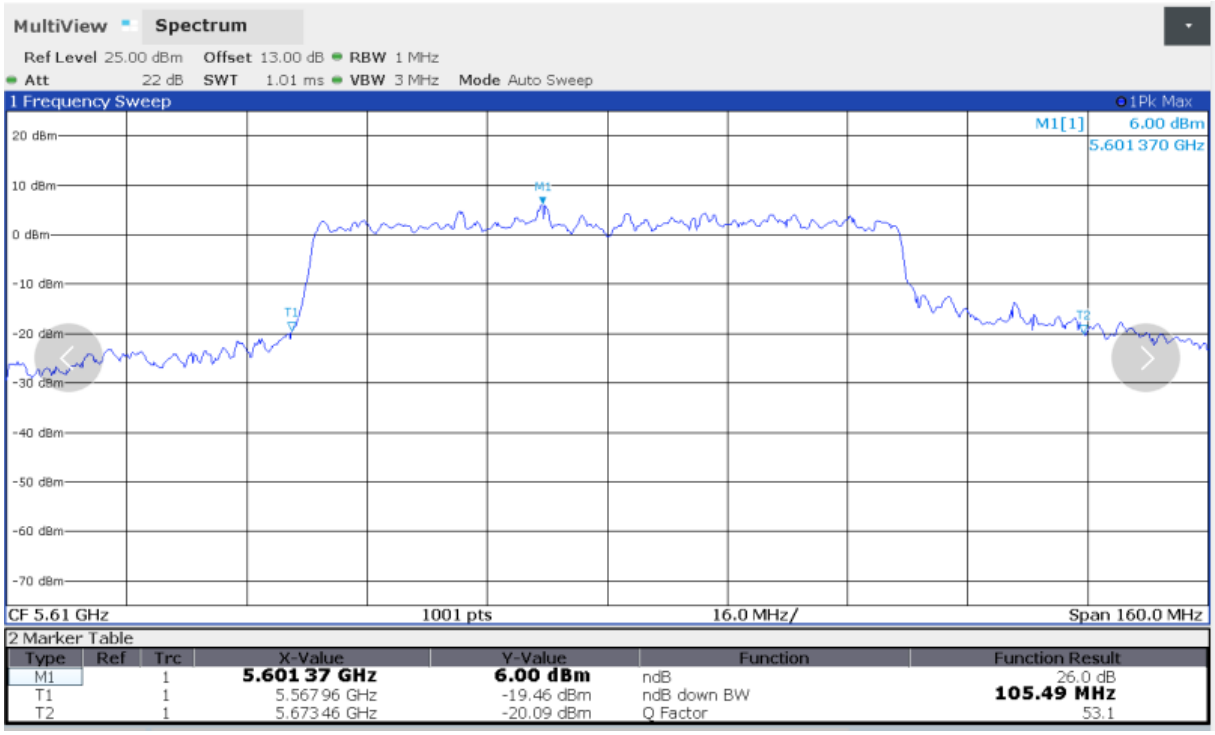

Fig.115 Occupied 26dB Bandwidth (802.11ax-HE80, 5610MHz)

©Copyright. All rights reserved by CTTL.

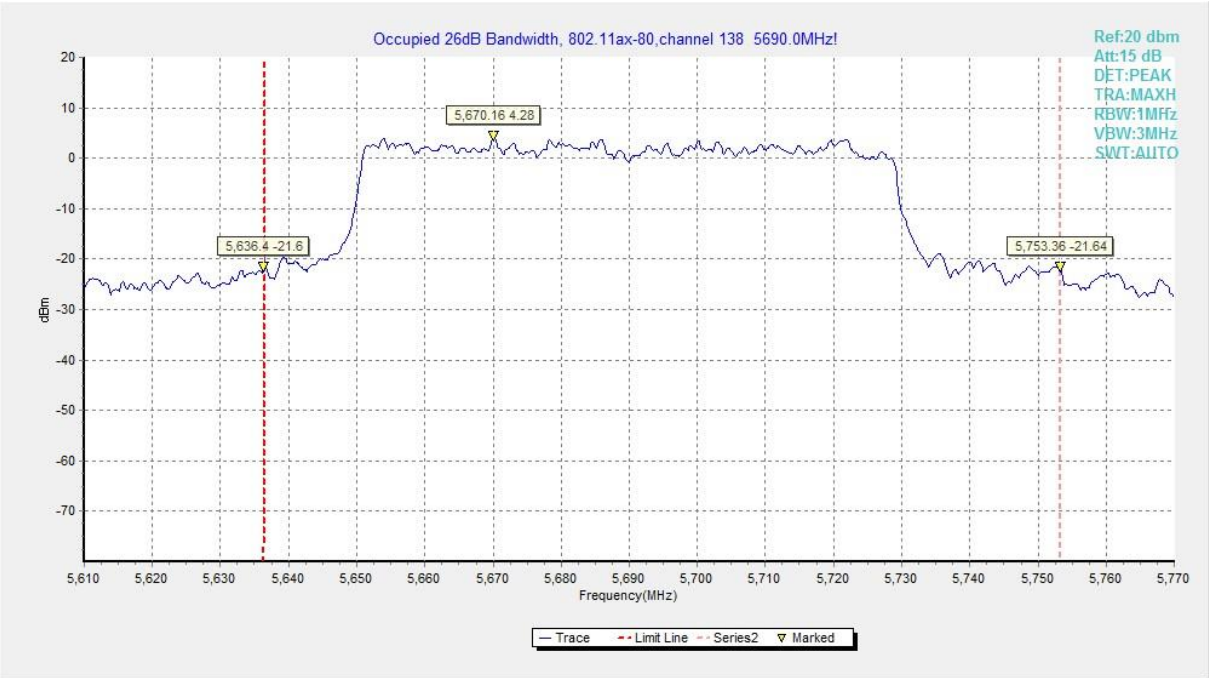

Fig.116 Occupied 26dB Bandwidth (802.11ax-HE80, 5690MHz)

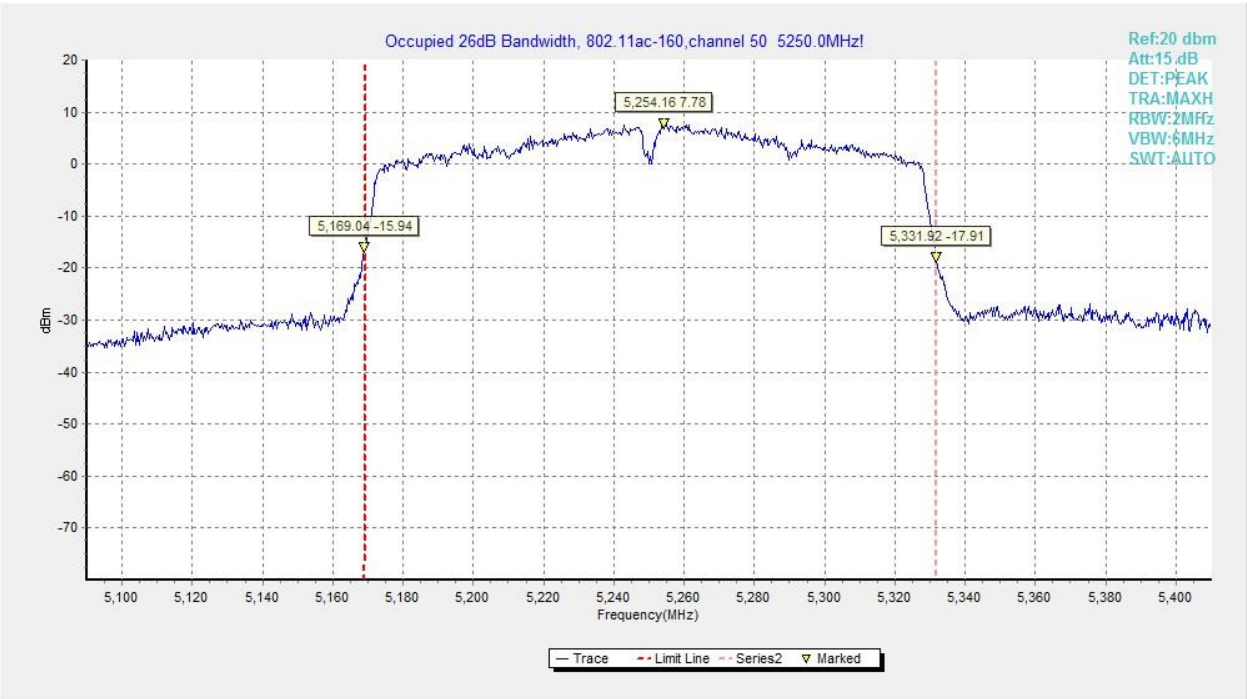

Fig.117 Occupied 26dB Bandwidth (802.11ac-VHT160, 5250MHz)

©Copyright. All rights reserved by CTTL.

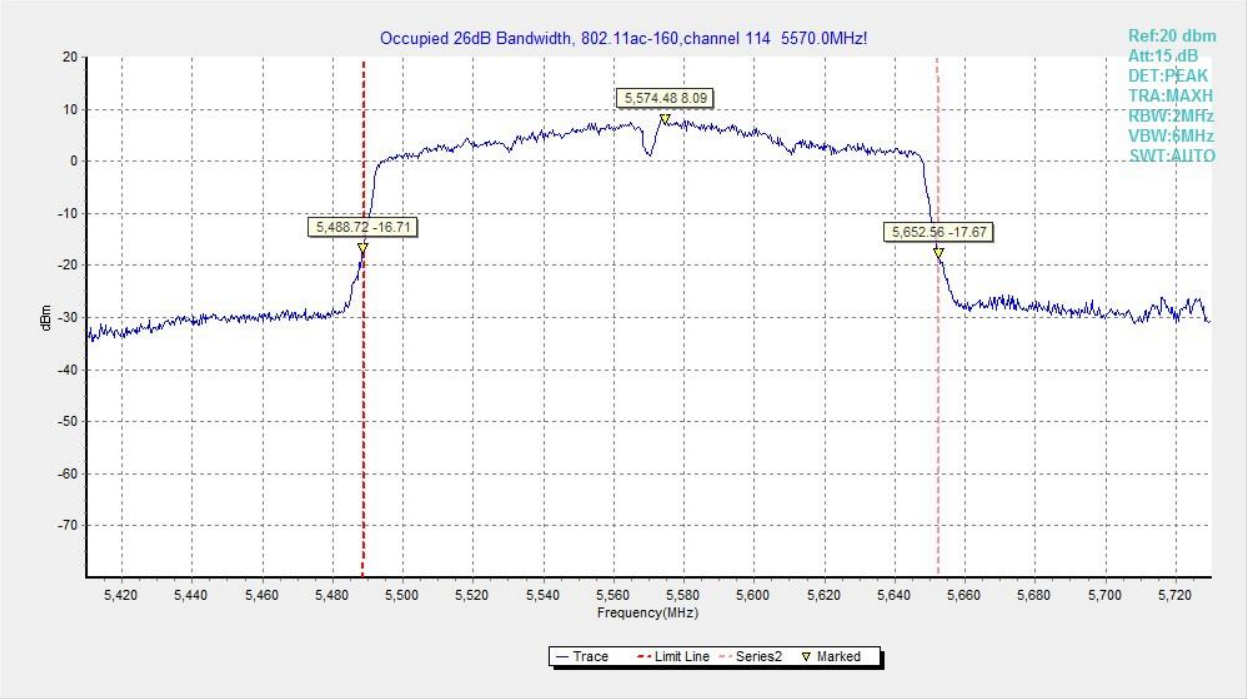

Fig.118 Occupied 26dB Bandwidth (802.11ac-VHT160, 5570MHz)

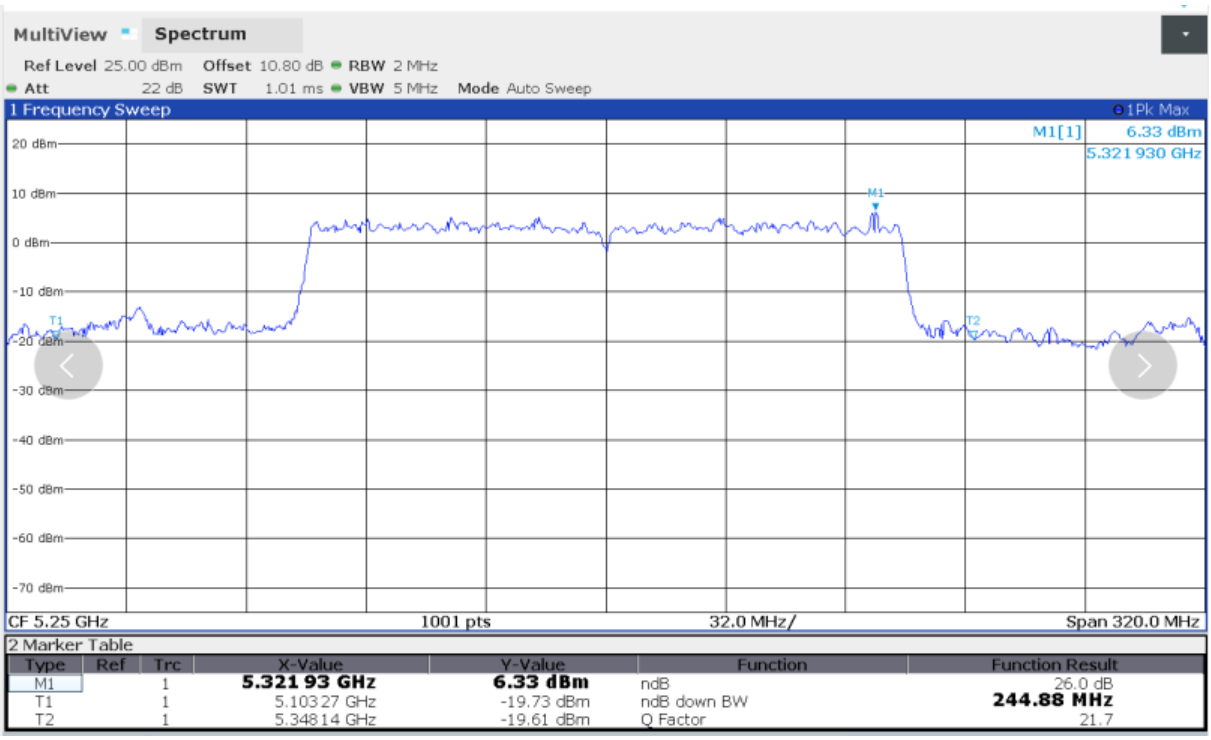

Fig.119 Occupied 26dB Bandwidth (802.11ax-HE160, 5250MHz)

©Copyright. All rights reserved by CTTL.

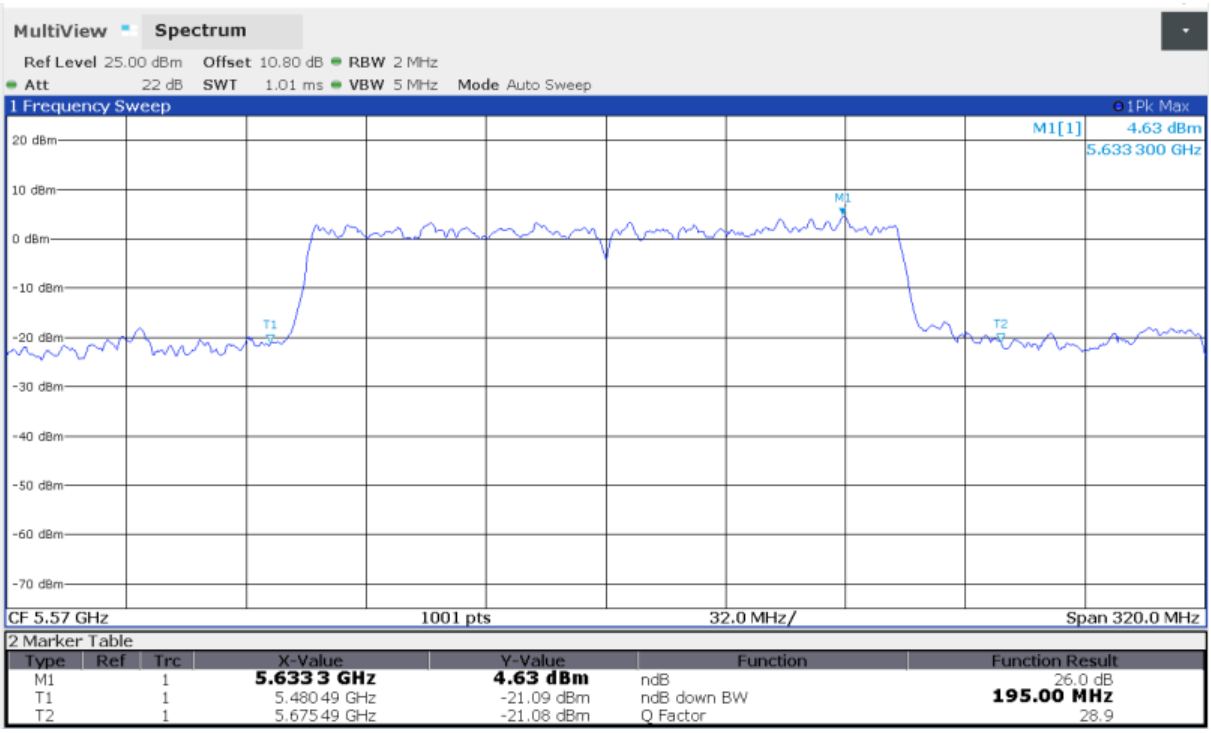

Fig.120 Occupied 26dB Bandwidth (802.11ax-HE160, 5570MHz)

©Copyright. All rights reserved by CTTL.

A.5. Band Edges Compliance

A5.1 Band Edges - Radiated

Measurement Limit:

Standard	Limit
FCC 47 CFR Part 15.407	-27 dBm/MHz

In addition, radiated emissions which fall in the restricted bands, as defined in § 15.205(a), must also comply with the radiated emission limits specified in § 15.209(a) (see § 15.205(c)).

Limit in restricted band:

Frequency of emission (MHz)	Field strength(uV/m)	Field strength(dBuV/m)	Measurement distance(m)
30-88	100	40	3
88-216	150	43.5	3
216-960	200	46	3
Above 960	500	54	3

The measurement is made according to ANSI C63.10-2013 and KDB 789033

Measurement Result:

EUT ID: EUT1 & EUT2

Mode	ANT NO.	Channel	Conclusion
802.11a	Core 0	5180 MHz	P
		5320 MHz	P
		5500 MHz	P
		5700 MHz	P
	Core 1	5180 MHz	P
		5320 MHz	P
		5500 MHz	P
		5700 MHz	P
	CCD	5180 MHz	P
		5320 MHz	P
		5500 MHz	P
		5700 MHz	P
802.11n HT20	Core 0	5180 MHz	P
		5320 MHz	P
		5500 MHz	P
		5700 MHz	P
	Core 1	5180 MHz	P
		5320 MHz	P
		5500 MHz	P
		5700 MHz	P
	MIMO	5180 MHz	P
		5320 MHz	P

©Copyright. All rights reserved by CTTL.

		5500 MHz	P
		5700 MHz	P
802.11ac HT20	Core 0	5180 MHz	P
		5320 MHz	P
		5500 MHz	P
		5700 MHz	P
	Core 1	5180 MHz	P
		5320 MHz	P
		5500 MHz	P
		5700 MHz	P
	MIMO	5180 MHz	P
		5320 MHz	P
		5500 MHz	P
		5700 MHz	P
802.11ax HT20	Core 0	5180 MHz	P
		5320 MHz	P
		5500 MHz	P
		5700 MHz	P
	Core 1	5180 MHz	P
		5320 MHz	P
		5500 MHz	P
		5700 MHz	P
	MIMO	5180 MHz	P
		5320 MHz	P
		5500 MHz	P
		5700 MHz	P
802.11n HT40	Core 0	5190 MHz	P
		5310 MHz	P
		5510 MHz	P
		5670 MHz	P
	Core 1	5190 MHz	P
		5310 MHz	P
		5510 MHz	P
		5670 MHz	P
	MIMO	5190 MHz	P
		5310 MHz	P
		5510 MHz	P
		5670 MHz	P
802.11ac HT40	Core 0	5190 MHz	P
		5310 MHz	P
		5510 MHz	P
		5670 MHz	P

©Copyright. All rights reserved by CTTL.

	Core 1	5190 MHz	P
		5310 MHz	P
		5510 MHz	P
		5670 MHz	P
	MIMO	5190 MHz	P
		5310 MHz	P
		5510 MHz	P
		5670 MHz	P
802.11ax HT40	Core 0	5190 MHz	P
		5310 MHz	P
		5510 MHz	P
		5670 MHz	P
	Core 1	5190 MHz	P
		5310 MHz	P
		5510 MHz	P
		5670 MHz	P
	MIMO	5190 MHz	P
		5310 MHz	P
		5510 MHz	P
		5670 MHz	P
802.11ac HT80	Core 0	5210MHz	P
		5290MHz	P
		5530MHz	P
		5610MHz	P
	Core 1	5210MHz	P
		5290MHz	P
		5530MHz	P
		5610MHz	P
	MIMO	5210MHz	P
		5290MHz	P
		5530MHz	P
		5610MHz	P
802.11ax HT80	Core 0	5210MHz	P
		5290MHz	P
		5530MHz	P
		5610MHz	P
	Core 1	5210MHz	P
		5290MHz	P
		5530MHz	P
		5610MHz	P
	MIMO	5210MHz	P
		5290MHz	P

©Copyright. All rights reserved by CTTL.

		5530MHz	P
		5610MHz	P
802.11ac HT160	Core 0	5250MHz	P
		5570MHz	P
	Core 1	5250MHz	P
		5570MHz	P
	MIMO	5250MHz	P
		5570MHz	P
802.11ax HT160	Core 0	5250MHz	P
		5570MHz	P
	Core 1	5250MHz	P
		5570MHz	P
	MIMO	5250MHz	P
		5570MHz	P

Note：All combinations were tested and only the worst results are shown in this report.

EUT2 MIMO

Mode	ANT NO.	Channel	Test Results
802.11a	MIMO	5180 MHz	Fig.121
	MIMO	5320 MHz	Fig.122
	MIMO	5500 MHz	Fig.123
	MIMO	5700 MHz	Fig.124
802.11n HT20	MIMO	5180 MHz	Fig.125
	MIMO	5320 MHz	Fig.126
	MIMO	5500 MHz	Fig.127
	MIMO	5700 MHz	Fig.128
802.11ac HT20	MIMO	5180 MHz	Fig.129
	MIMO	5320 MHz	Fig.130
	MIMO	5500 MHz	Fig.131
	MIMO	5700 MHz	Fig.132
802.11ax HT20	MIMO	5180 MHz	Fig.133
	MIMO	5320 MHz	Fig.134
	MIMO	5500 MHz	Fig.135
	MIMO	5700 MHz	Fig.136
802.11n HT40	MIMO	5190 MHz	Fig.137
	MIMO	5310 MHz	Fig.138
	MIMO	5510 MHz	Fig.139
	MIMO	5670 MHz	Fig.140
802.11ac	MIMO	5190 MHz	Fig.141

©Copyright. All rights reserved by CTTL.

HT40	MIMO	5310 MHz	Fig.142
	MIMO	5510 MHz	Fig.143
	MIMO	5670 MHz	Fig.144
802.11ax HT40	MIMO	5190 MHz	Fig.145
	MIMO	5310 MHz	Fig.146
	MIMO	5510 MHz	Fig.147
	MIMO	5670 MHz	Fig.148
802.11ac HT80	MIMO	5210MHz	Fig.149
	MIMO	5290MHz	Fig.150
	MIMO	5530MHz	Fig.151
	MIMO	5610MHz	Fig.152
802.11ax HT80	MIMO	5210MHz	Fig.153
	MIMO	5290MHz	Fig.154
	MIMO	5530MHz	Fig.155
	MIMO	5610MHz	Fig.156
802.11ac HT160	MIMO	5250MHz	Fig.157
			Fig.158
	MIMO	5570MHz	Fig.159
			Fig.160
802.11ax HT160	MIMO	5250MHz	Fig.161
			Fig.162
	MIMO	5570MHz	Fig.163
			Fig.164

Conclusion: PASS

Test graphs as below:

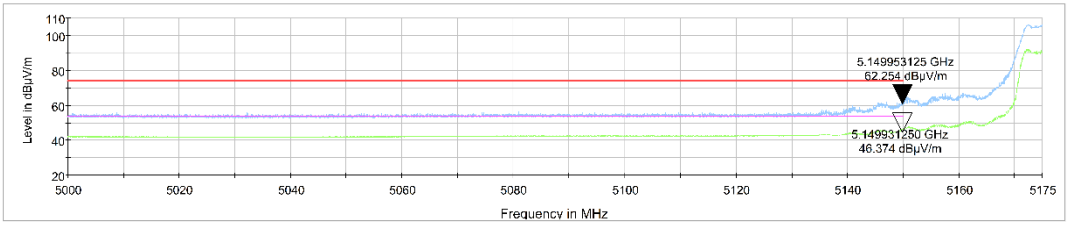

Fig. 121 Band Edges (802.11a Ch36, 5180MHz)

©Copyright. All rights reserved by CTTL.

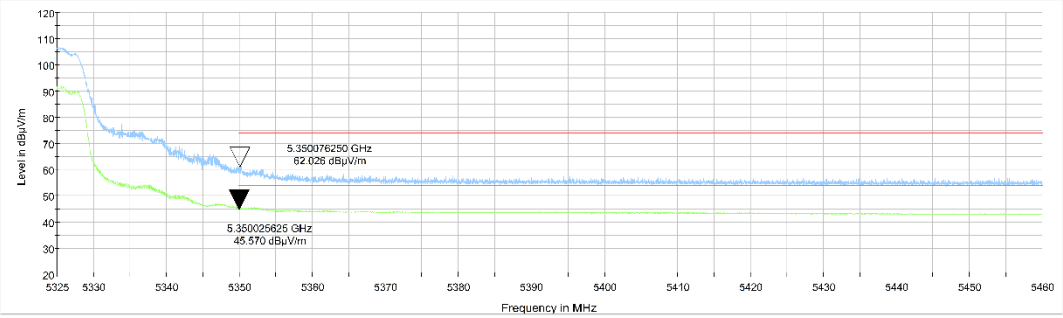

Fig. 122 Band Edges (802.11a Ch64, 5320MHz)

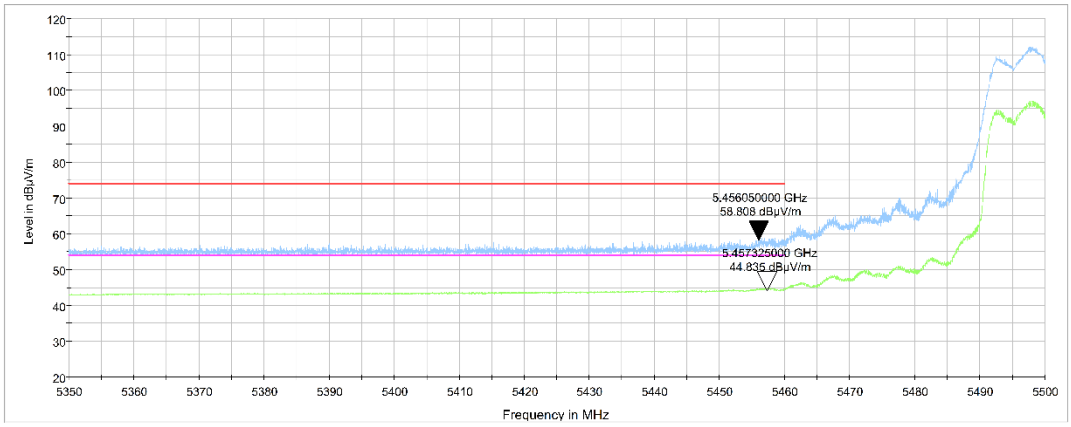

Fig. 123 Band Edges (802.11a Ch100, 5500MHz)

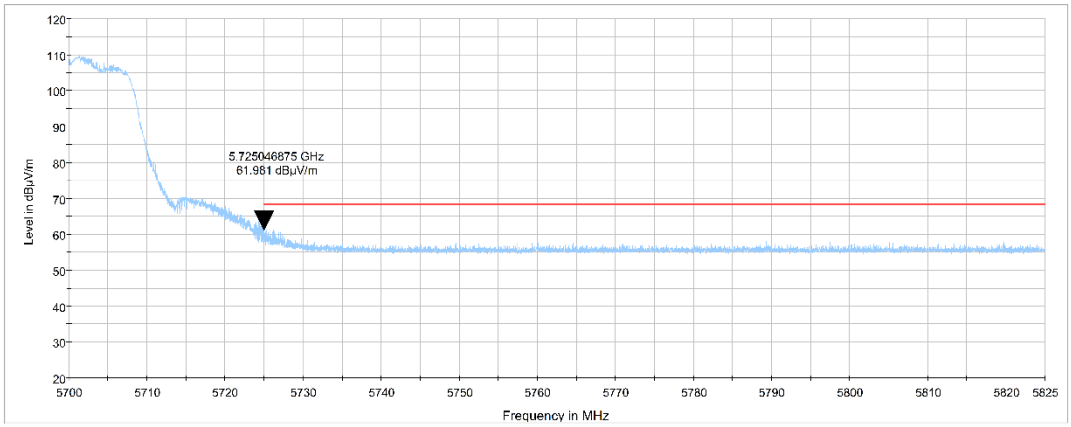

Fig. 124 Band Edges (802.11a Ch140, 5700MHz)

©Copyright. All rights reserved by CTTL.

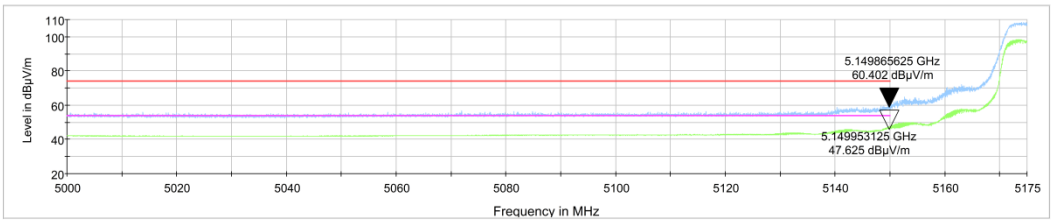

Fig. 125 Band Edges (802.11n-HT20 Ch36, 5180MHz)

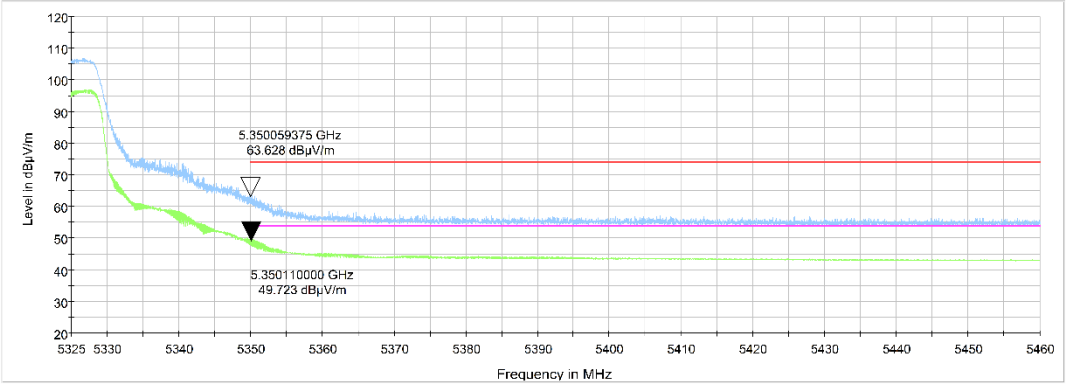

Fig. 126 Band Edges (802.11n-HT20 Ch64, 5320MHz)

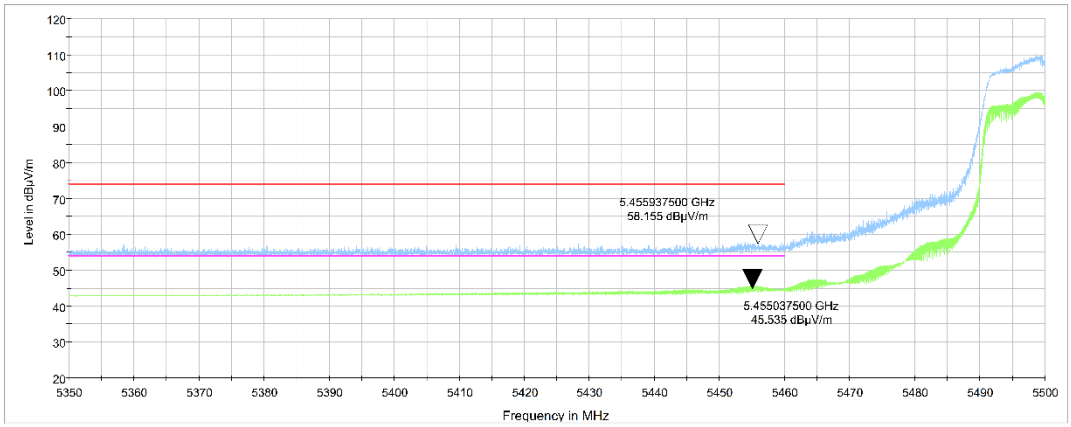

Fig. 127 Band Edges (802.11n-HT20 Ch100, 5500MHz)

©Copyright. All rights reserved by CTTL.

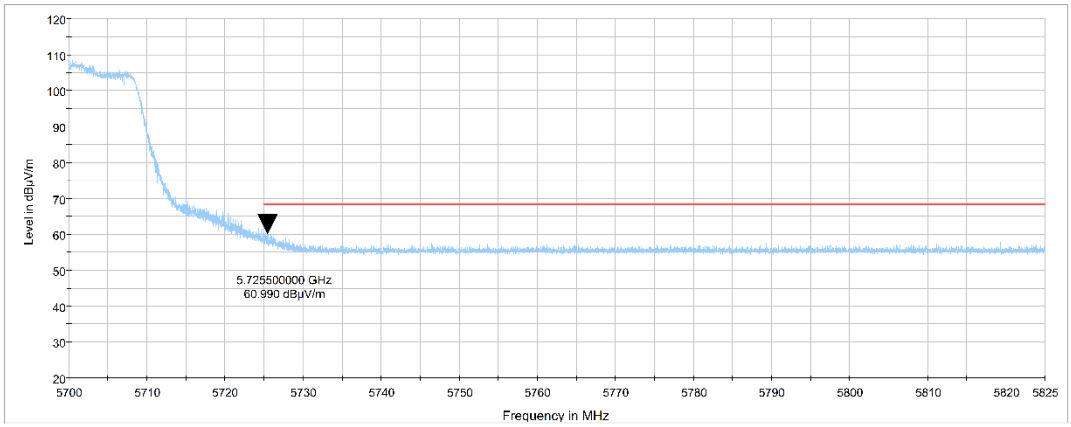

Fig. 128 Band Edges (802.11n-HT20 Ch140, 5700MHz)

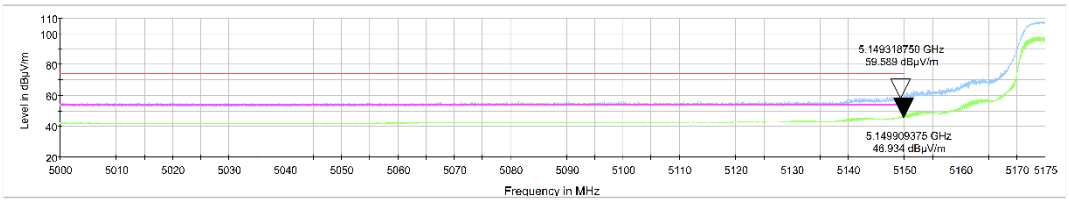

Fig. 129 Band Edges (802.11ac-HT20 Ch36, 5180MHz)

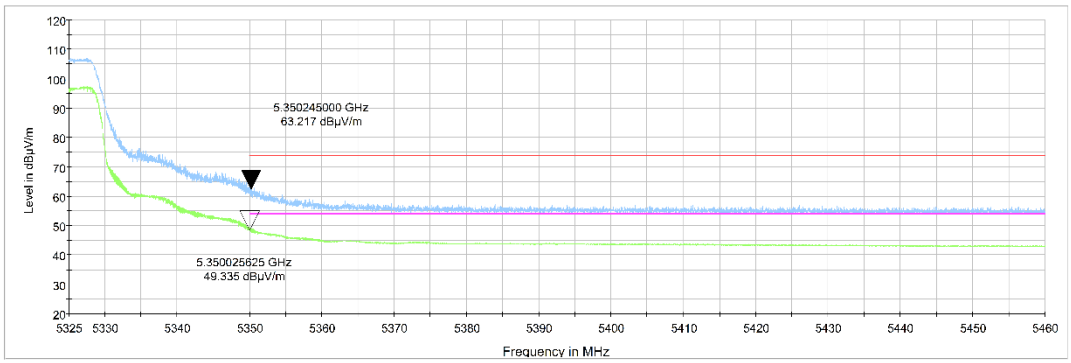

Fig. 130 Band Edges (802.11ac-HT20 Ch64, 5320MHz)

©Copyright. All rights reserved by CTTL.

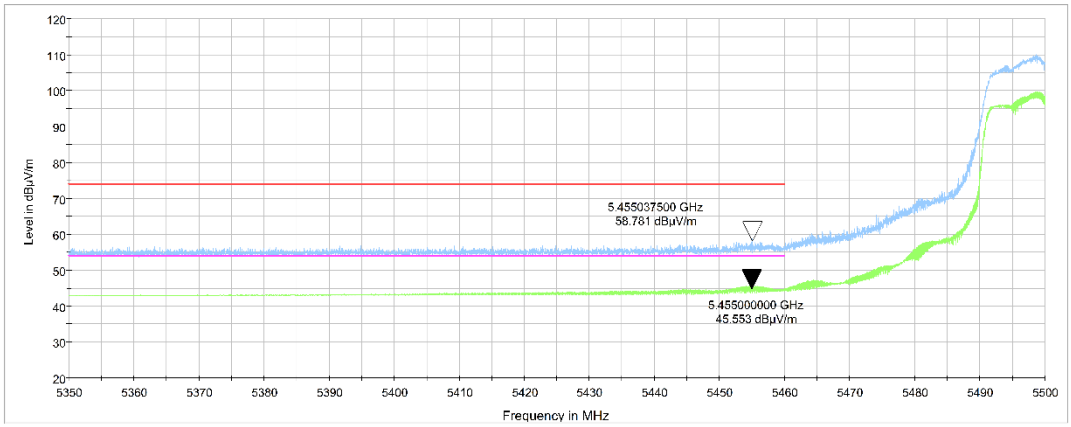

Fig. 131 Band Edges (802.11ac-HT20 Ch100, 5500MHz)

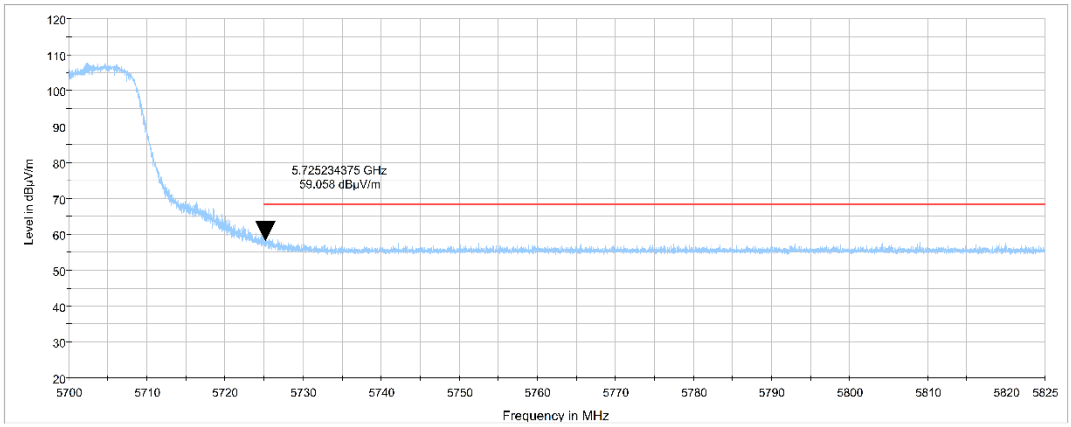

Fig. 132 Band Edges (802.11ac-HT20 Ch140, 5700MHz)

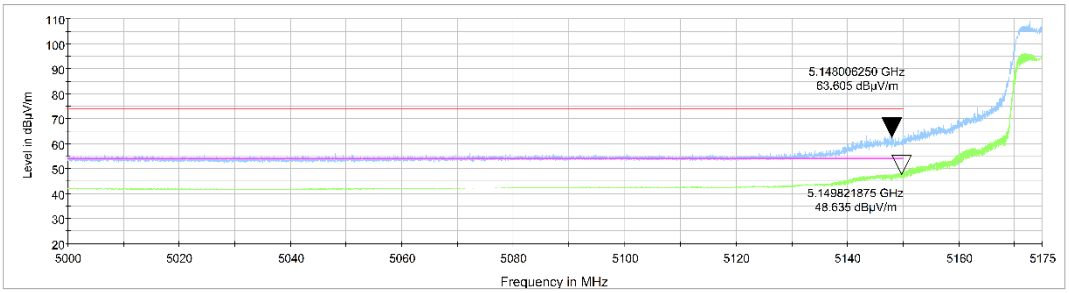

Fig. 133 Band Edges (802.11ax-HT20 Ch36, 5180MHz)

©Copyright. All rights reserved by CTTL.

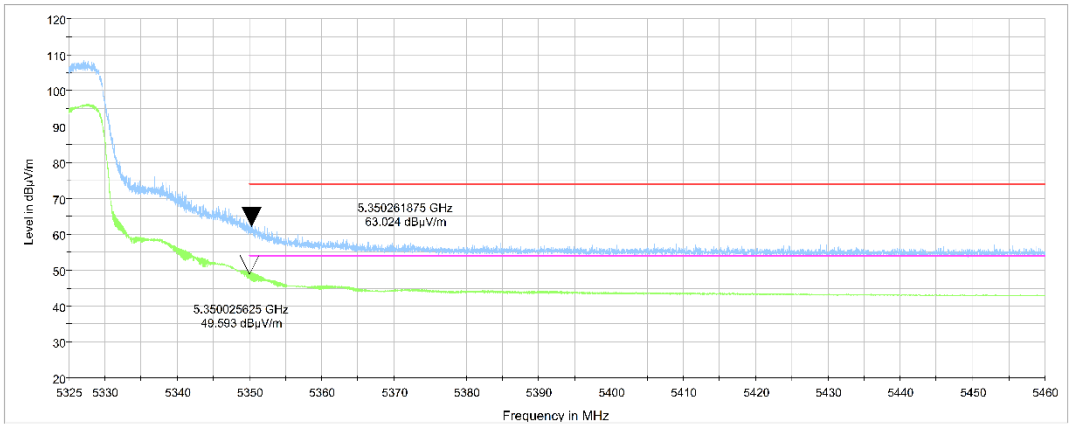

Fig. 134 Band Edges (802.11ax-HT20 Ch64, 5320MHz)

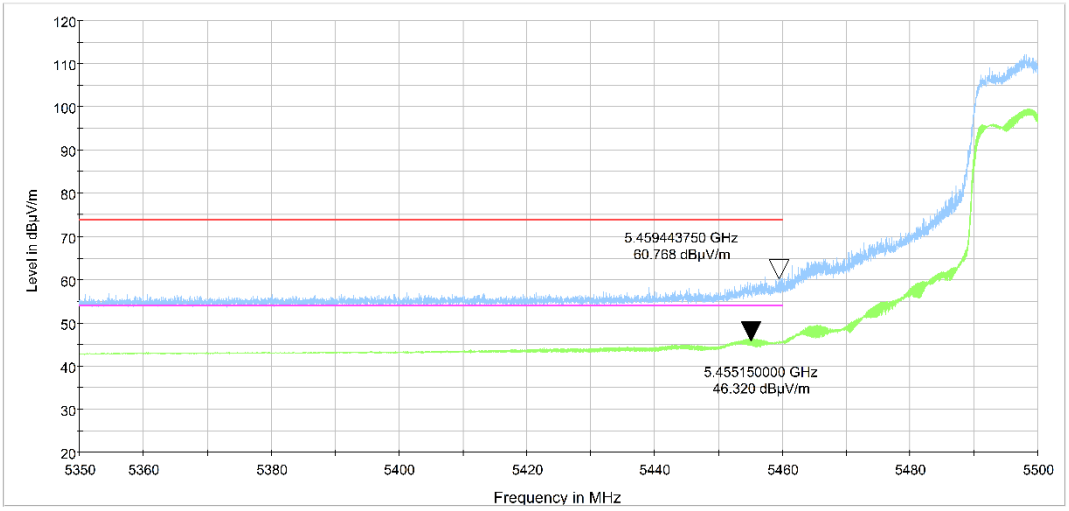

Fig. 135 Band Edges (802.11ax-HT20 Ch100, 5500MHz)

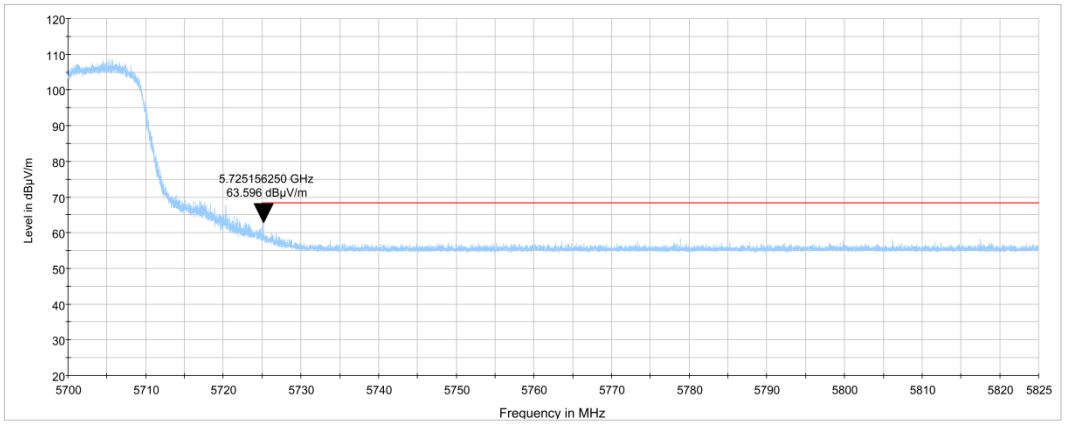

©Copyright. All rights reserved by CTTL.

Fig. 136 Band Edges (802.11ax-HT20 Ch140, 5700MHz)

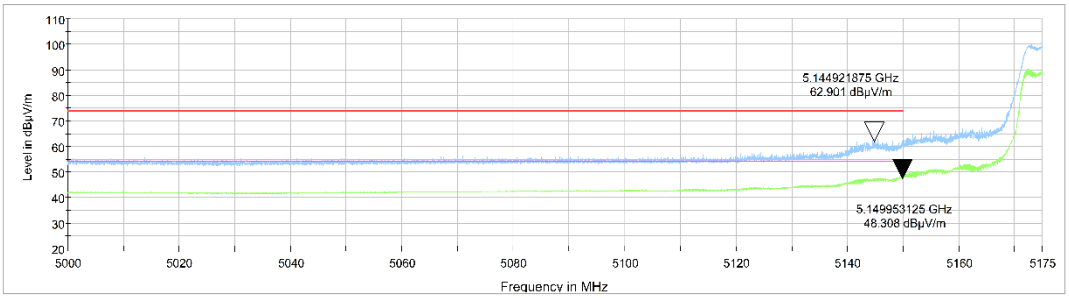

Fig. 137 Band Edges (802.11n-HT40 Ch38, 5190MHz)

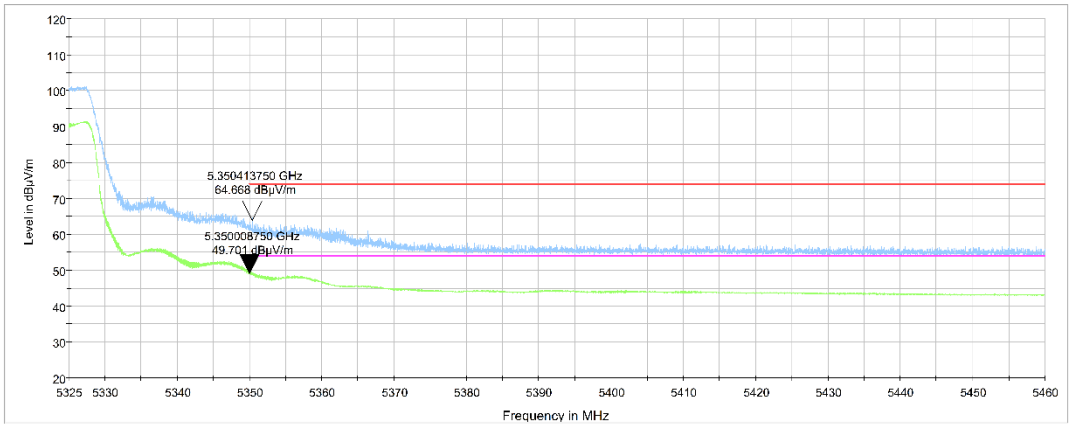

Fig. 138 Band Edges (802.11n-HT40 Ch62, 5310MHz)

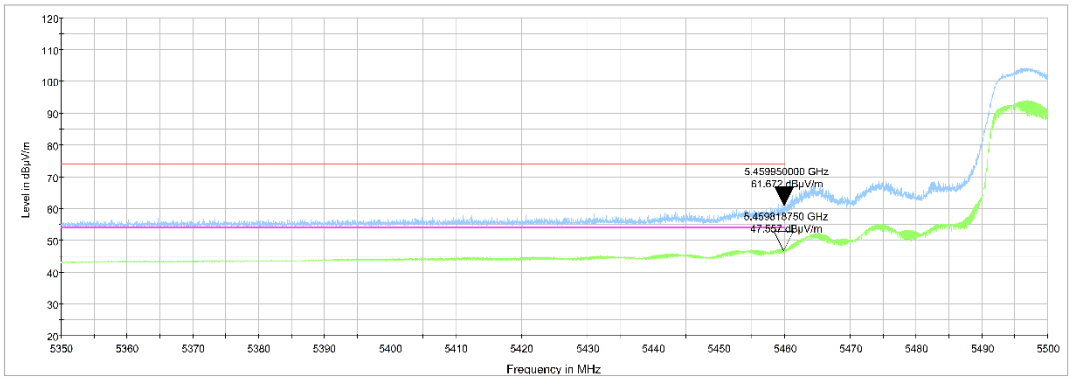

Fig. 139 Band Edges (802.11n-HT40 Ch102, 5510MHz)

©Copyright. All rights reserved by CTTL.

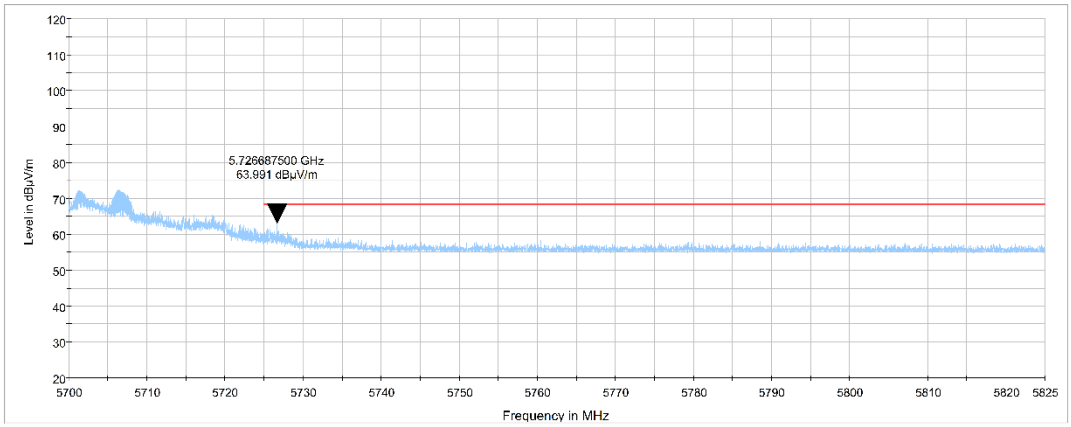

Fig. 140 Band Edges (802.11n-HT40 Ch134, 5670MHz)

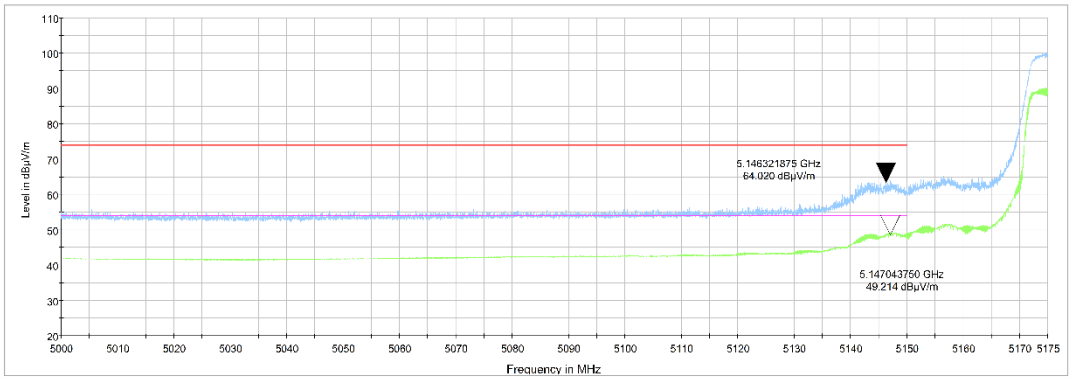

Fig. 141 Band Edges (802.11ac-HT40 Ch38, 5190MHz)

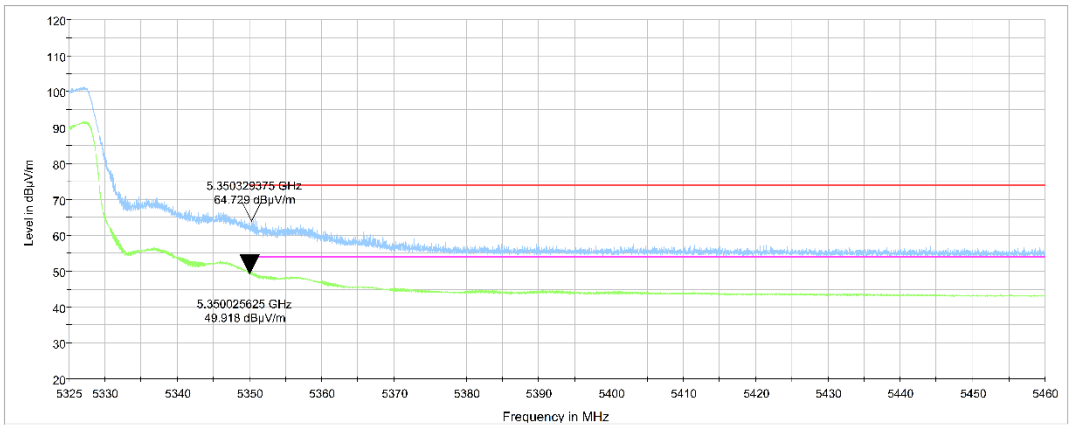

Fig. 142 Band Edges (802.11ac-HT40 Ch62, 5310MHz)

©Copyright. All rights reserved by CTTL.

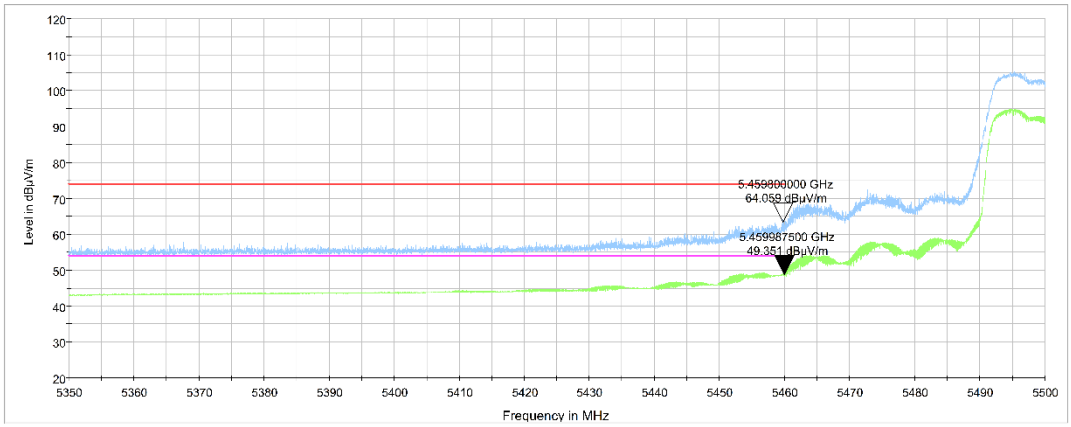

Fig. 143 Band Edges (802.11ac-HT40 Ch102, 5510MHz)

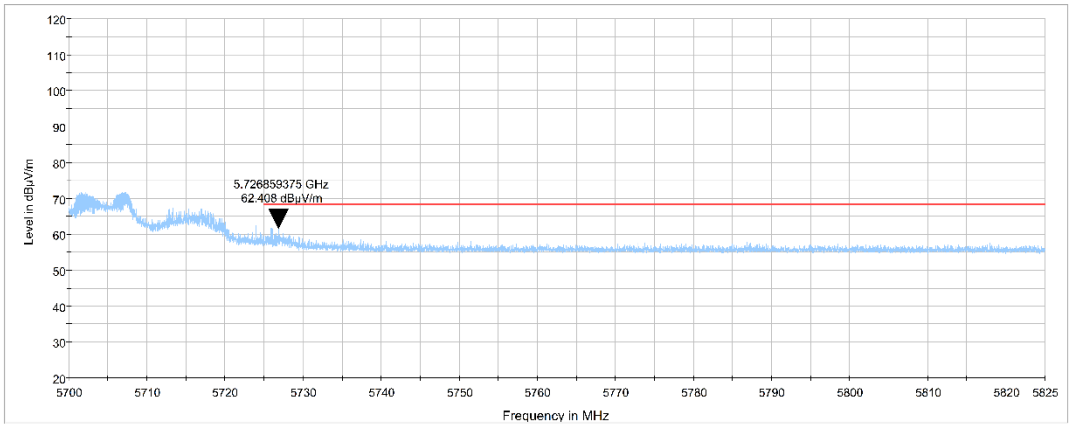

Fig. 144 Band Edges (802.11ac-HT40 Ch134, 5670MHz)

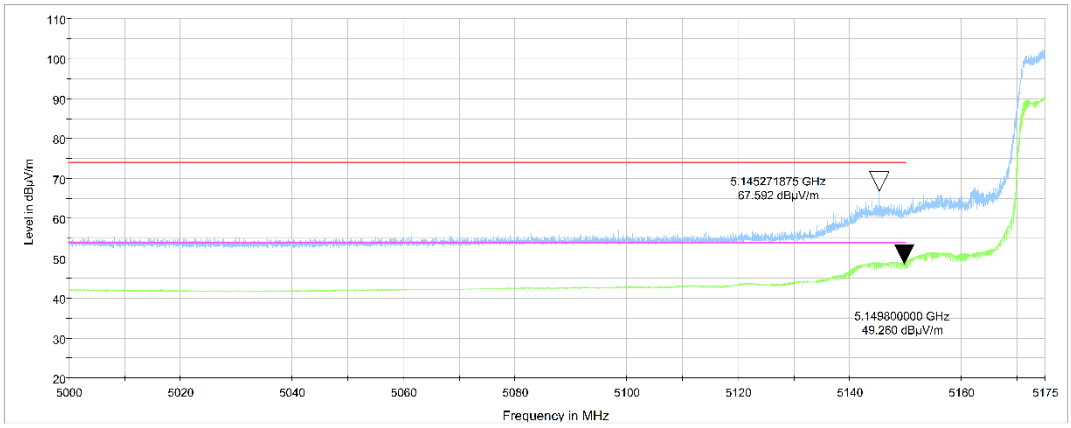

Fig. 145 Band Edges (802.11ax-HT40 Ch38, 5190MHz)

©Copyright. All rights reserved by CTTL.

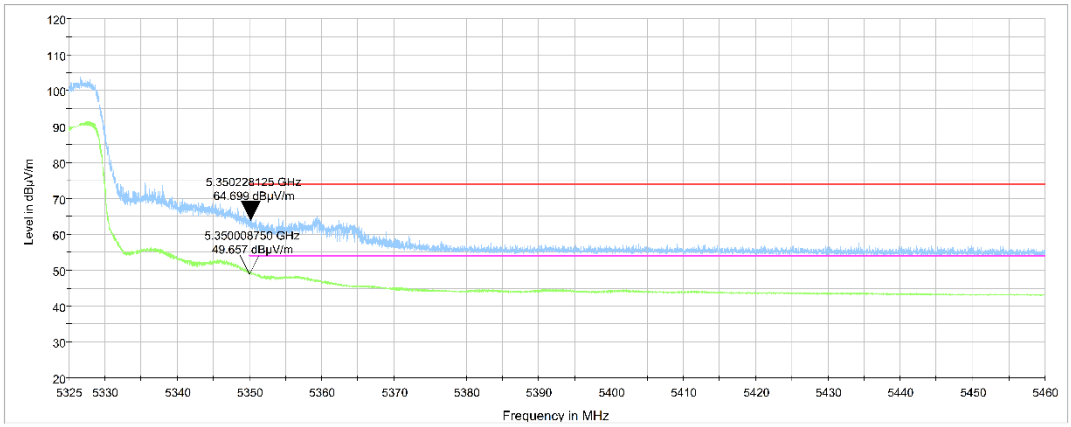

Fig. 146 Band Edges (802.11ax-HT40 Ch62, 5310MHz)

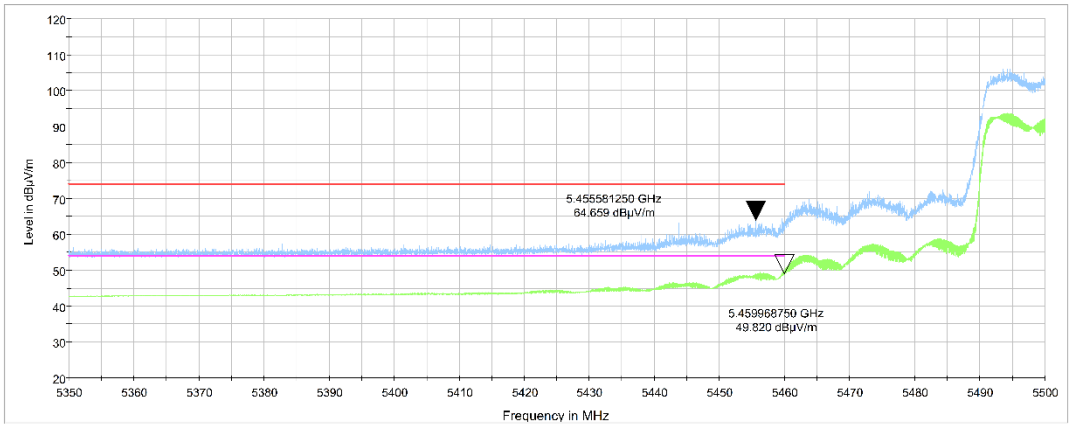

Fig. 147 Band Edges (802.11ax-HT40 Ch102, 5510MHz)

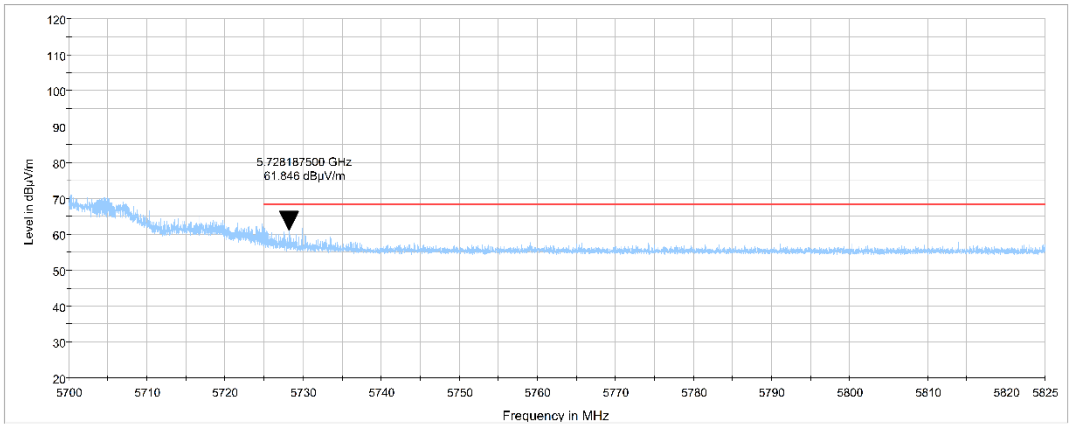

Fig. 148 Band Edges (802.11ax-HT40 Ch134, 5670MHz)

©Copyright. All rights reserved by CTTL.

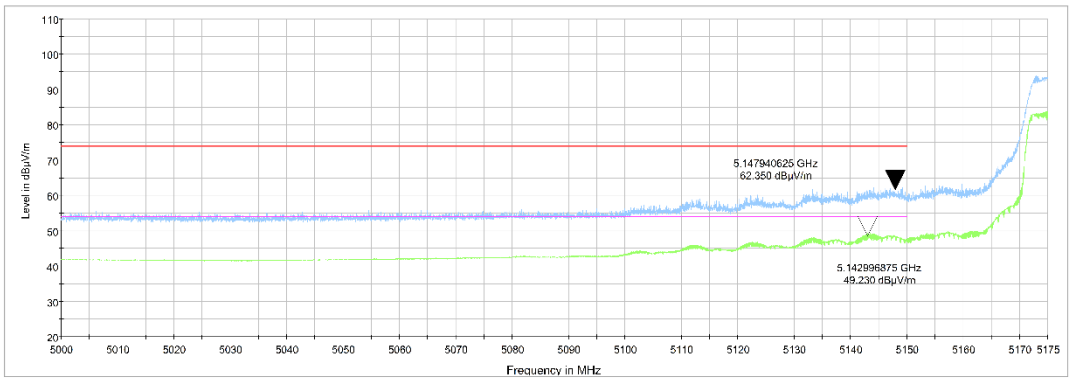

Fig. 149 Band Edges (802.11ac-HT80 Ch42 , 5210MHz)

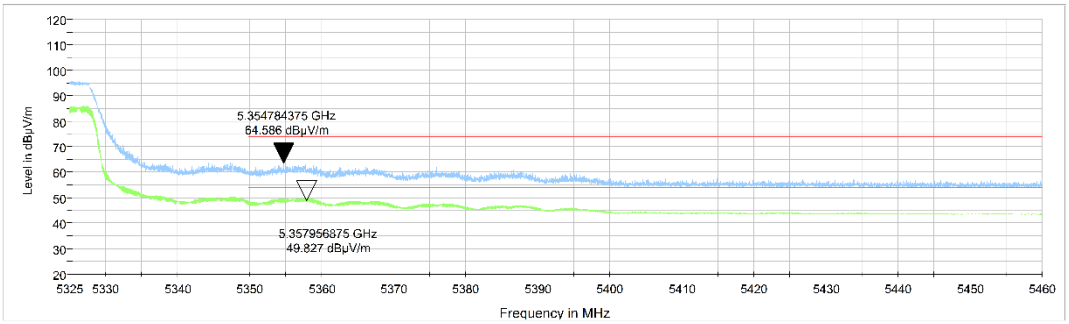

Fig. 150 Band Edges (802.11ac-HT80 Ch58, 5290MHz)

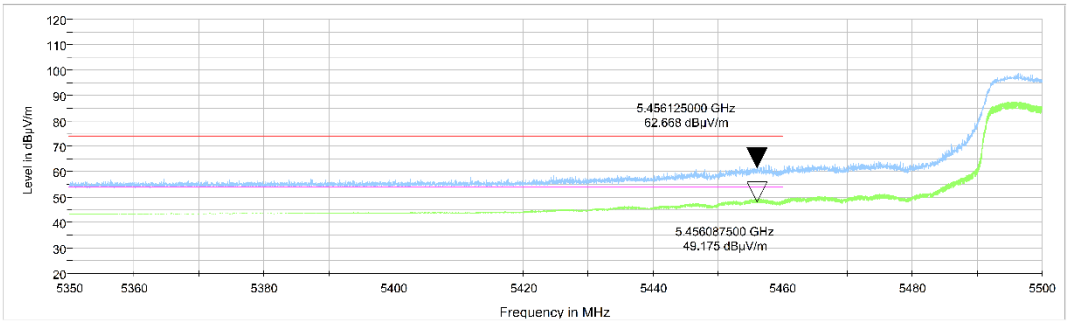

Fig. 151 Band Edges (802.11ac-HT80 Ch106, 5530MHz)

©Copyright. All rights reserved by CTTL.

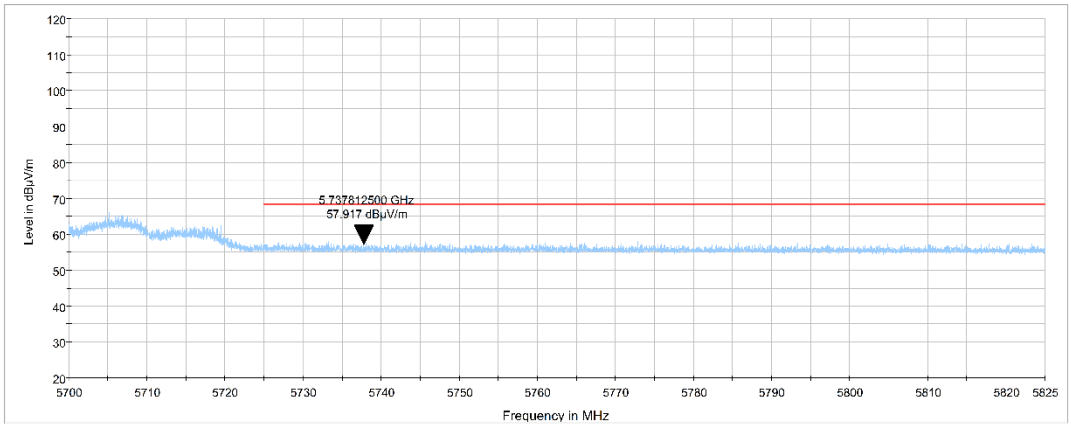

Fig. 152 Band Edges (802.11ac-HT80 Ch122, 5610MHz)

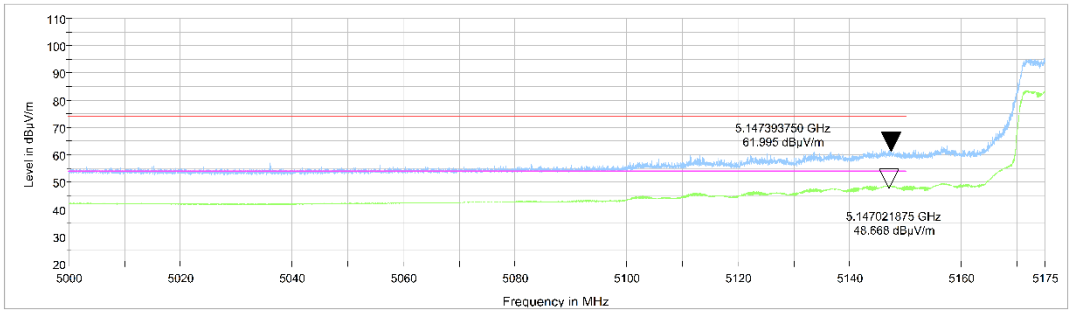

Fig. 153 Band Edges (802.11ax-HT80 Ch42 , 5210MHz)

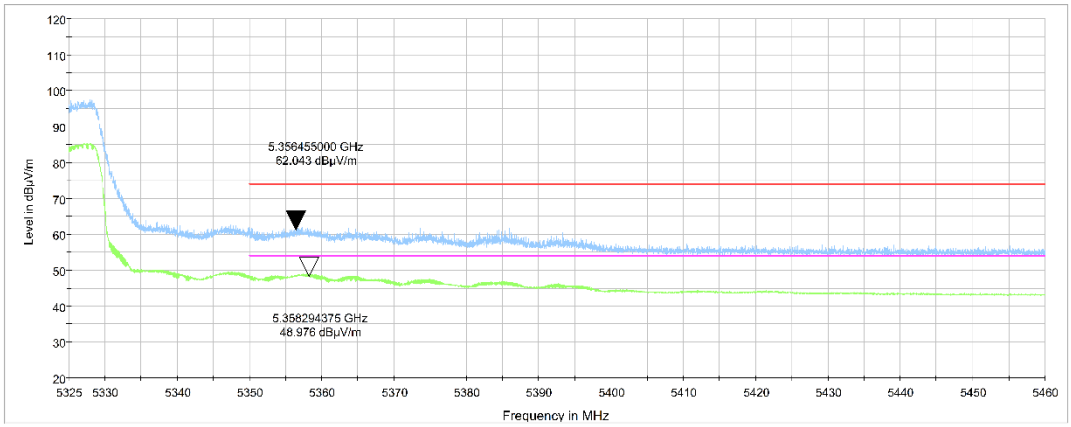

Fig. 154 Band Edges (802.11ax-HT80 Ch58, 5290MHz)

©Copyright. All rights reserved by CTTL.

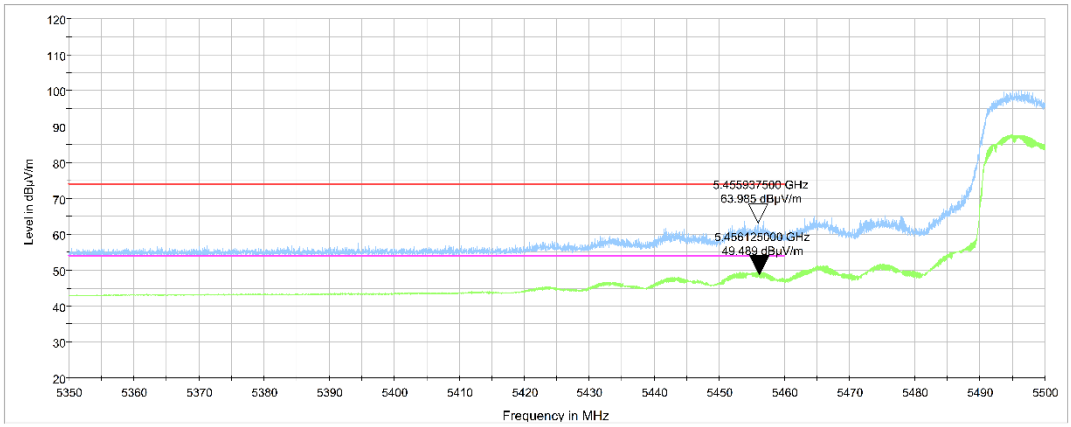

Fig. 155 Band Edges (802.11ax-HT80 Ch106, 5530MHz)

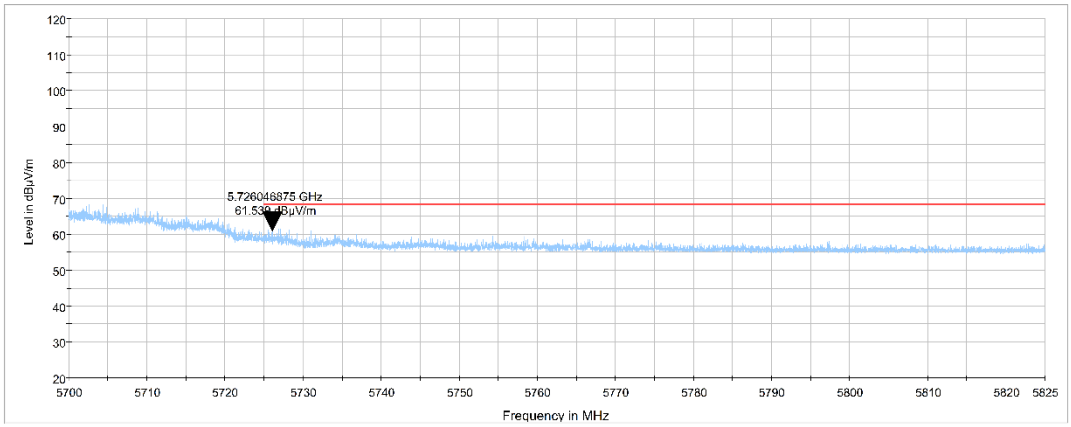

Fig. 156 Band Edges (802.11ax-HT80 Ch122, 5610MHz)

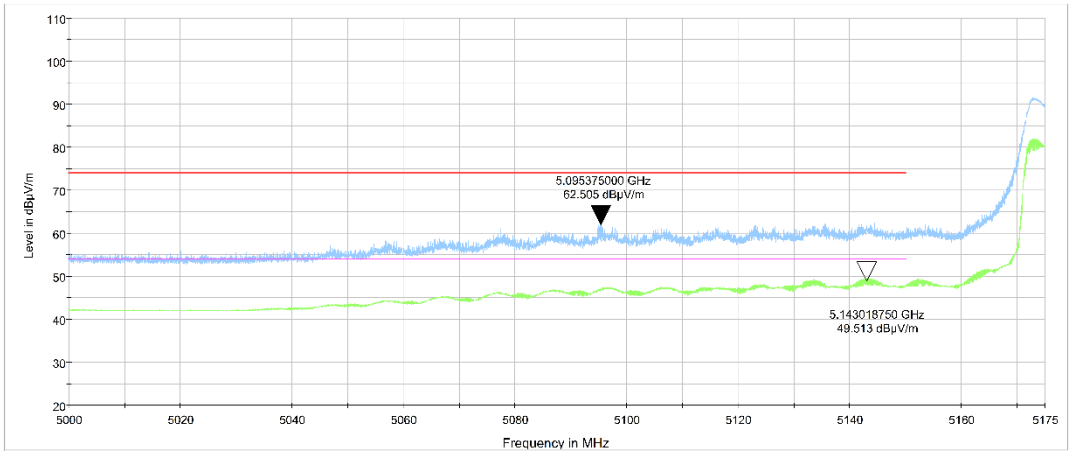

Fig. 157 Band Edges (802.11ac-HT160 Ch50 L , 5250MHz)

©Copyright. All rights reserved by CTTL.

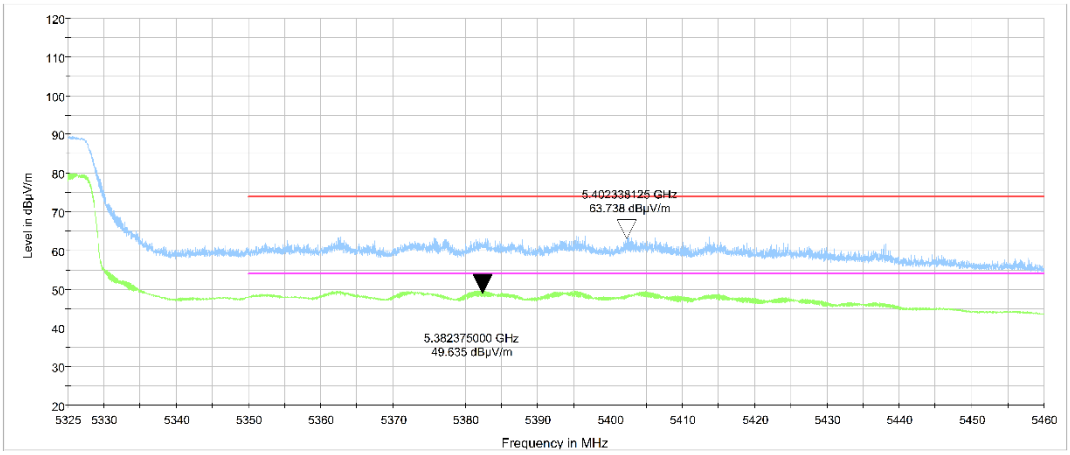

Fig. 158 Band Edges (802.11ac-HT160 Ch50 R , 5250MHz)

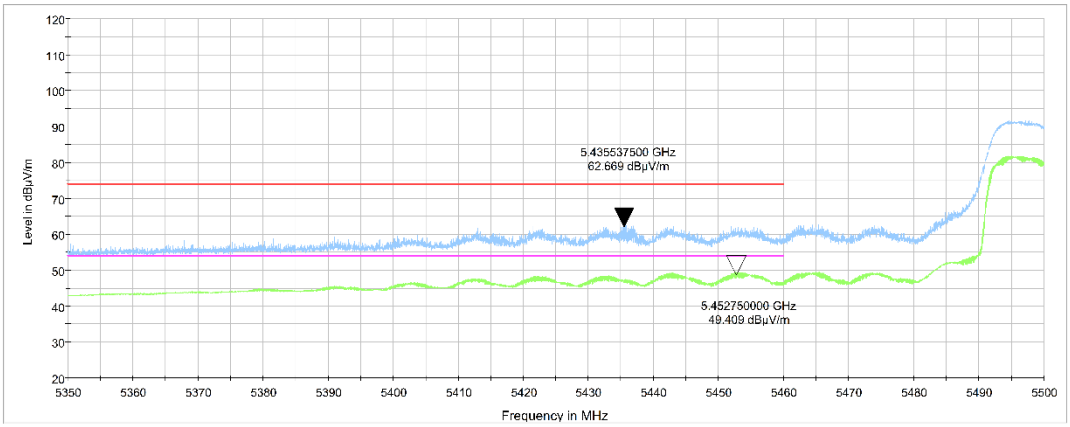

Fig. 159 Band Edges (802.11ac-HT160 Ch114 L, 5570MHz)

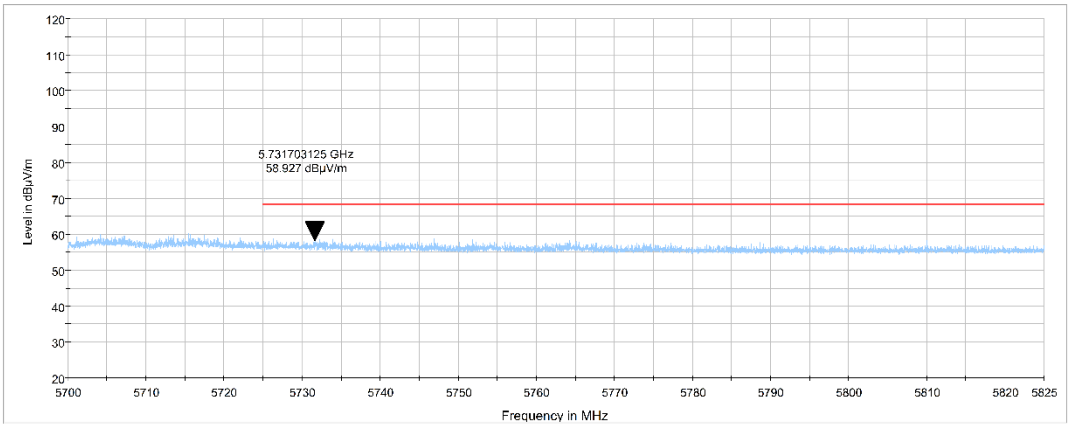

Fig. 160 Band Edges (802.11ac-HT160 Ch114 R , 5570MHz)

©Copyright. All rights reserved by CTTL.

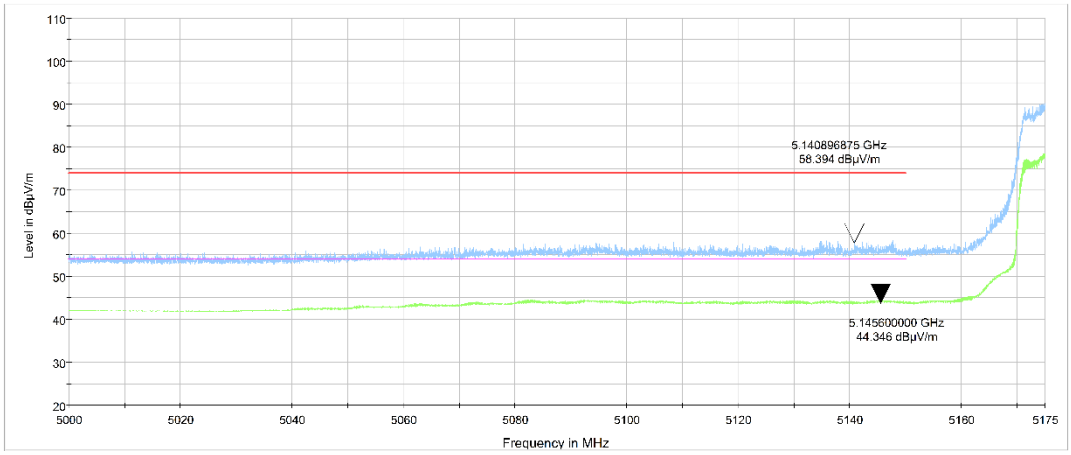

Fig. 161 Band Edges (802.11ax-HT160 Ch50 L , 5250MHz)

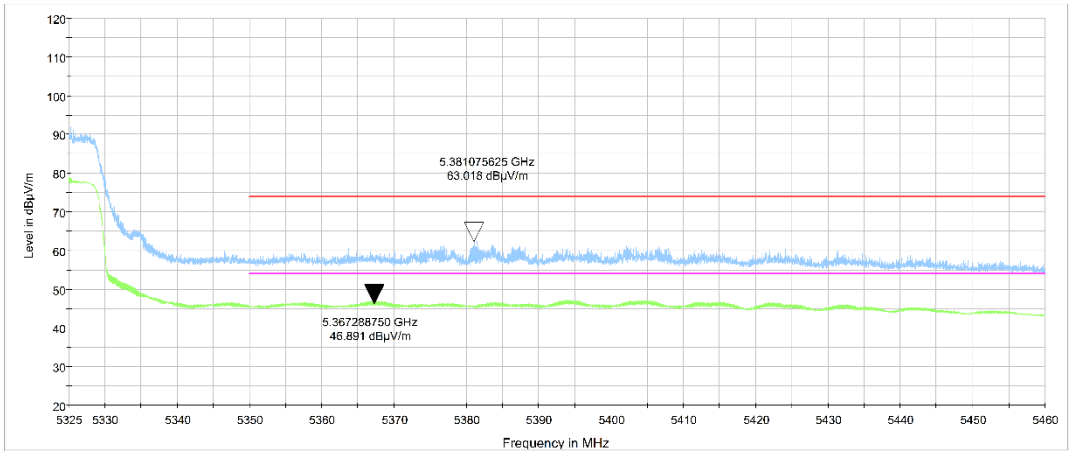

Fig. 162 Band Edges (802.11ax-HT160 Ch50 R , 5250MHz)

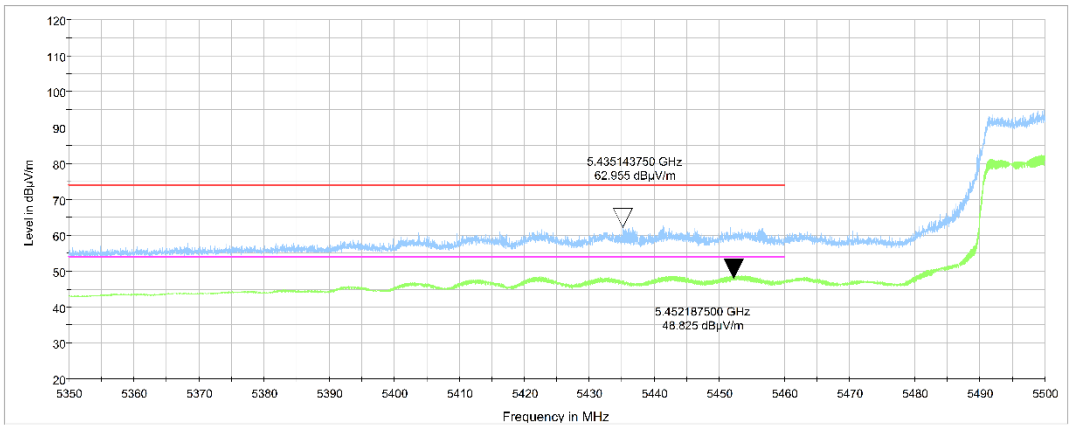

©Copyright. All rights reserved by CTTL.

Fig. 163 Band Edges (802.11ax-HT160 Ch114 L , 5570MHz)

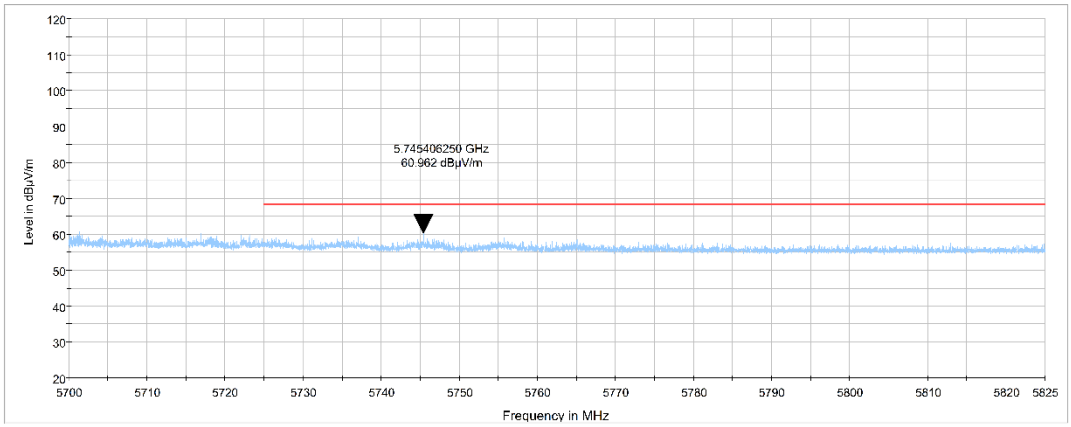

Fig. 164 Band Edges (802.11ax-HT160 Ch114 R , 5570MHz)

©Copyright. All rights reserved by CTTL.

A.6. Transmitter Spurious Emission

Measurement Limit:

Standard	Limit (dBm/MHz)	
FCC 47 CFR Part 15.407	at the band edge	27
	at 5 MHz above or below the band edge	15.6
	at 25 MHz above or below the band edge	10
	at 75 MHz or more above or below the band edge	-27
	Note：Increasing linearly from point to point.	

In addition, radiated emissions which fall in the restricted bands, as defined in § 15.205(a), must also comply with the radiated emission limits specified in § 15.209(a) (see § 15.205(c)).

Limit in restricted band:

Frequency of emission (MHz)	Field strength(uV/m)	Field strength(dBuV/m)	Measurement distance(m)
30-88	100	40	3
88-216	150	43.5	3
216-960	200	46	3
Above 960	500	54	3

The measurement is made according to ANSI C63.10-2013 and KDB 789033

Test Condition

The EUT was placed on a non-conductive table. The measurement antenna was placed at a distance of 3 meters from the EUT. During the tests, the antenna height and the EUT azimuth were varied in order to identify the maximum level of emissions from the EUT. This maximization process was repeated with the EUT positioned in each of its three orthogonal orientations.

Frequency of emission (MHz)	RBW/VBW
0.009-30	100KHz/300KHz
30-1000	100KHz/300KHz
1000-4000	1MHz/3MHz
4000-18000	1MHz/3MHz
18000-26500	1MHz/3MHz
26500-40000	1MHz/3MHz

Measurement Results:

EUT1 & EUT2

©Copyright. All rights reserved by CTTL.

802.11a mode

Mode	Channel	Frequency Range	Test Results	Conclusion
802.11a Core0	36(5180MHz) 40(5200MHz) 48(5240MHz) 52(5260MHz) 56(5280MHz) 64(5320MHz) 100(5500MHz) 116(5580MHz) 140(5700MHz) 144(5720MHz)	9 kHz ~30 MHz	---	P
		30 MHz ~1 GHz	---	P
		1 GHz ~ 3 GHz	---	P
		3 GHz ~ 7 GHz	---	P
		7 GHz ~ 18 GHz	---	P
		18 GHz ~ 26.5 GHz	---	P
		26.5 GHz ~ 40 GHz	---	P
802.11a Core1	36(5180MHz) 40(5200MHz) 48(5240MHz) 52(5260MHz) 56(5280MHz) 64(5320MHz) 100(5500MHz) 116(5580MHz) 140(5700MHz) 144(5720MHz)	9 kHz ~30 MHz	---	P
		30 MHz ~1 GHz	---	P
		1 GHz ~ 3 GHz	---	P
		3 GHz ~ 7 GHz	---	P
		7 GHz ~ 18 GHz	---	P
		18 GHz ~ 26.5 GHz	---	P
		26.5 GHz ~ 40 GHz	---	P
802.11a CCD	36(5180MHz) 40(5200MHz) 48(5240MHz) 52(5260MHz) 56(5280MHz) 64(5320MHz) 100(5500MHz) 116(5580MHz) 140(5700MHz) 144(5720MHz)	9 kHz ~30 MHz	---	P
		30 MHz ~1 GHz	---	P
		1 GHz ~ 3 GHz	---	P
		3 GHz ~ 7 GHz	---	P
		7 GHz ~ 18 GHz	---	P
		18 GHz ~ 26.5 GHz	---	P
		26.5 GHz ~ 40 GHz	---	P

©Copyright. All rights reserved by CTTL.

802.11n-HT20 mode

Mode	Channel	Frequency Range	Test Results	Conclusion
802.11n -HT20 Core0	36(5180MHz) 40(5200MHz) 48(5240MHz) 52(5260MHz) 56(5280MHz) 64(5320MHz) 100(5500MHz) 116(5580MHz) 140(5700MHz) 144(5720MHz)	9 kHz ~30 MHz	---	P
		30 MHz ~1 GHz	---	P
		1 GHz ~ 3 GHz	---	P
		3 GHz ~ 7 GHz	---	P
		7 GHz ~ 18 GHz	---	P
		18 GHz ~ 26.5 GHz	---	P
		26.5 GHz ~ 40 GHz	---	P
802.11n -HT20 Core1	36(5180MHz) 40(5200MHz) 48(5240MHz) 52(5260MHz) 56(5280MHz) 64(5320MHz) 100(5500MHz) 116(5580MHz) 140(5700MHz) 144(5720MHz)	9 kHz ~30 MHz	---	P
		30 MHz ~1 GHz	---	P
		1 GHz ~ 3 GHz	---	P
		3 GHz ~ 7 GHz	---	P
		7 GHz ~ 18 GHz	---	P
		18 GHz ~ 26.5 GHz	---	P
		26.5 GHz ~ 40 GHz	---	P
802.11n -HT20 MIMO	36(5180MHz) 40(5200MHz) 48(5240MHz) 52(5260MHz) 56(5280MHz) 64(5320MHz) 100(5500MHz) 116(5580MHz) 140(5700MHz) 144(5720MHz)	9 kHz ~30 MHz	---	P
		30 MHz ~1 GHz	---	P
		1 GHz ~ 3 GHz	---	P
		3 GHz ~ 7 GHz	---	P
		7 GHz ~ 18 GHz	---	P
		18 GHz ~ 26.5 GHz	---	P
		26.5 GHz ~ 40 GHz	---	P

©Copyright. All rights reserved by CTTL.

802.11ac-HT20 mode

Mode	Channel	Frequency Range	Test Results	Conclusion
802.11ac -HT20 Core0	36(5180MHz) 40(5200MHz) 48(5240MHz) 52(5260MHz) 56(5280MHz) 64(5320MHz) 100(5500MHz) 116(5580MHz) 140(5700MHz) 144(5720MHz)	9 kHz ~30 MHz	---	P
		30 MHz ~1 GHz	---	P
		1 GHz ~ 3 GHz	---	P
		3 GHz ~ 7 GHz	---	P
		7 GHz ~ 18 GHz	---	P
		18 GHz ~ 26.5 GHz	---	P
		26.5 GHz ~ 40 GHz	---	P
802.11ac -HT20 Core1	36(5180MHz) 40(5200MHz) 48(5240MHz) 52(5260MHz) 56(5280MHz) 64(5320MHz) 100(5500MHz) 116(5580MHz) 140(5700MHz) 144(5720MHz)	9 kHz ~30 MHz	---	P
		30 MHz ~1 GHz	---	P
		1 GHz ~ 3 GHz	---	P
		3 GHz ~ 7 GHz	---	P
		7 GHz ~ 18 GHz	---	P
		18 GHz ~ 26.5 GHz	---	P
		26.5 GHz ~ 40 GHz	---	P
802.11ac -HT20 MIMO	36(5180MHz) 40(5200MHz) 48(5240MHz) 52(5260MHz) 56(5280MHz) 64(5320MHz) 100(5500MHz) 116(5580MHz) 140(5700MHz) 144(5720MHz)	9 kHz ~30 MHz	---	P
		30 MHz ~1 GHz	---	P
		1 GHz ~ 3 GHz	---	P
		3 GHz ~ 7 GHz	---	P
		7 GHz ~ 18 GHz	---	P
		18 GHz ~ 26.5 GHz	---	P
		26.5 GHz ~ 40 GHz	---	P

©Copyright. All rights reserved by CTTL.

802.11ax-HT20 mode

Mode	Channel	Frequency Range	Test Results	Conclusion
802.11ax -HT20 Core0	36(5180MHz) 40(5200MHz) 48(5240MHz) 52(5260MHz) 56(5280MHz) 64(5320MHz) 100(5500MHz) 116(5580MHz) 140(5700MHz) 144(5720MHz)	9 kHz ~30 MHz	---	P
		30 MHz ~1 GHz	---	P
		1 GHz ~ 3 GHz	---	P
		3 GHz ~ 7 GHz	---	P
		7 GHz ~ 18 GHz	---	P
		18 GHz ~ 26.5 GHz	---	P
		26.5 GHz ~ 40 GHz	---	P
802.11ax -HT20 Core1	36(5180MHz) 40(5200MHz) 48(5240MHz) 52(5260MHz) 56(5280MHz) 64(5320MHz) 100(5500MHz) 116(5580MHz) 140(5700MHz) 144(5720MHz)	9 kHz ~30 MHz	---	P
		30 MHz ~1 GHz	---	P
		1 GHz ~ 3 GHz	---	P
		3 GHz ~ 7 GHz	---	P
		7 GHz ~ 18 GHz	---	P
		18 GHz ~ 26.5 GHz	---	P
		26.5 GHz ~ 40 GHz	---	P
802.11ax -HT20 MIMO	36(5180MHz) 40(5200MHz) 48(5240MHz) 52(5260MHz) 56(5280MHz) 64(5320MHz) 100(5500MHz) 116(5580MHz) 140(5700MHz) 144(5720MHz)	9 kHz ~30 MHz	---	P
		30 MHz ~1 GHz	---	P
		1 GHz ~ 3 GHz	---	P
		3 GHz ~ 7 GHz	---	P
		7 GHz ~ 18 GHz	---	P
		18 GHz ~ 26.5 GHz	---	P
		26.5 GHz ~ 40 GHz	---	P

©Copyright. All rights reserved by CTTL.

802.11n-HT40 mode

Mode	Channel	Frequency Range	Test Results	Conclusion
802.11n -HT40 Core0	38(5190MHz) 46(5230MHz) 54(5270MHz) 62(5310MHz) 102(5510MHz) 118(5590MHz) 134(5670MHz) 142(5710MHz)	9 kHz ~30 MHz	---	P
		30 MHz ~1 GHz	---	P
		1 GHz ~ 3 GHz	---	P
		3 GHz ~ 7 GHz	---	P
		7 GHz ~ 18 GHz	---	P
		18 GHz ~ 26.5 GHz	---	P
		26.5 GHz ~ 40 GHz	---	P
802.11n -HT40 Core1	38(5190MHz) 46(5230MHz) 54(5270MHz) 62(5310MHz) 102(5510MHz) 118(5590MHz) 134(5670MHz) 142(5710MHz)	9 kHz ~30 MHz	---	P
		30 MHz ~1 GHz	---	P
		1 GHz ~ 3 GHz	---	P
		3 GHz ~ 7 GHz	---	P
		7 GHz ~ 18 GHz	---	P
		18 GHz ~ 26.5 GHz	---	P
		26.5 GHz ~ 40 GHz	---	P
802.11n -HT40 MIMO	38(5190MHz) 46(5230MHz) 54(5270MHz) 62(5310MHz) 102(5510MHz) 118(5590MHz) 134(5670MHz) 142(5710MHz)	9 kHz ~30 MHz	---	P
		30 MHz ~1 GHz	---	P
		1 GHz ~ 3 GHz	---	P
		3 GHz ~ 7 GHz	---	P
		7 GHz ~ 18 GHz	---	P
		18 GHz ~ 26.5 GHz	---	P
		26.5 GHz ~ 40 GHz	---	P

©Copyright. All rights reserved by CTTL.

802.11ac-HT40 mode

Mode	Channel	Frequency Range	Test Results	Conclusion
802.11ac -HT40 Core0	38(5190MHz) 46(5230MHz) 54(5270MHz) 62(5310MHz) 102(5510MHz) 118(5590MHz) 134(5670MHz) 142(5710MHz)	9 kHz ~30 MHz	---	P
		30 MHz ~1 GHz	---	P
		1 GHz ~ 3 GHz	---	P
		3 GHz ~ 7 GHz	---	P
		7 GHz ~ 18 GHz	---	P
		18 GHz ~ 26.5 GHz	---	P
		26.5 GHz ~ 40 GHz	---	P
802.11ac -HT40 Core1	38(5190MHz) 46(5230MHz) 54(5270MHz) 62(5310MHz) 102(5510MHz) 118(5590MHz) 134(5670MHz) 142(5710MHz)	9 kHz ~30 MHz	---	P
		30 MHz ~1 GHz	---	P
		1 GHz ~ 3 GHz	---	P
		3 GHz ~ 7 GHz	---	P
		7 GHz ~ 18 GHz	---	P
		18 GHz ~ 26.5 GHz	---	P
		26.5 GHz ~ 40 GHz	---	P
802.11ac -HT40 MIMO	38(5190MHz) 46(5230MHz) 54(5270MHz) 62(5310MHz) 102(5510MHz) 118(5590MHz) 134(5670MHz) 142(5710MHz)	9 kHz ~30 MHz	---	P
		30 MHz ~1 GHz	---	P
		1 GHz ~ 3 GHz	---	P
		3 GHz ~ 7 GHz	---	P
		7 GHz ~ 18 GHz	---	P
		18 GHz ~ 26.5 GHz	---	P
		26.5 GHz ~ 40 GHz	---	P

©Copyright. All rights reserved by CTTL.

802.11ax-HT40 mode

Mode	Channel	Frequency Range	Test Results	Conclusion
802.11ax -HT40 Core0	38(5190MHz) 46(5230MHz) 54(5270MHz) 62(5310MHz) 102(5510MHz) 118(5590MHz) 134(5670MHz) 142(5710MHz)	9 kHz ~30 MHz	---	P
		30 MHz ~1 GHz	---	P
		1 GHz ~ 3 GHz	---	P
		3 GHz ~ 7 GHz	---	P
		7 GHz ~ 18 GHz	---	P
		18 GHz ~ 26.5 GHz	---	P
		26.5 GHz ~ 40 GHz	---	P
802.11ax -HT40 Core1	38(5190MHz) 46(5230MHz) 54(5270MHz) 62(5310MHz) 102(5510MHz) 118(5590MHz) 134(5670MHz) 142(5710MHz)	9 kHz ~30 MHz	---	P
		30 MHz ~1 GHz	---	P
		1 GHz ~ 3 GHz	---	P
		3 GHz ~ 7 GHz	---	P
		7 GHz ~ 18 GHz	---	P
		18 GHz ~ 26.5 GHz	---	P
		26.5 GHz ~ 40 GHz	---	P
802.11ax -HT40 MIMO	38(5190MHz) 46(5230MHz) 54(5270MHz) 62(5310MHz) 102(5510MHz) 118(5590MHz) 134(5670MHz) 142(5710MHz)	9 kHz ~30 MHz	---	P
		30 MHz ~1 GHz	---	P
		1 GHz ~ 3 GHz	---	P
		3 GHz ~ 7 GHz	---	P
		7 GHz ~ 18 GHz	---	P
		18 GHz ~ 26.5 GHz	---	P
		26.5 GHz ~ 40 GHz	---	P

©Copyright. All rights reserved by CTTL.

802.11ac-HT80 mode

Mode	Channel	Frequency Range	Test Results	Conclusion
802.11ac -HT80 Core0	42(5210MHz) 58(5290MHz) 106(5530MHz) 122(5610MHz) 138(5690MHz)	9 kHz ~30 MHz	---	P
		30 MHz ~1 GHz	---	P
		1 GHz ~ 3 GHz	---	P
		3 GHz ~ 7 GHz	---	P
		7 GHz ~ 18 GHz	---	P
		18 GHz ~ 26.5 GHz	---	P
		26.5 GHz ~ 40 GHz	---	P
802.11ac -HT80 Core1	42(5210MHz) 58(5290MHz) 106(5530MHz) 122(5610MHz) 138(5690MHz)	9 kHz ~30 MHz	---	P
		30 MHz ~1 GHz	---	P
		1 GHz ~ 3 GHz	---	P
		3 GHz ~ 7 GHz	---	P
		7 GHz ~ 18 GHz	---	P
		18 GHz ~ 26.5 GHz	---	P
		26.5 GHz ~ 40 GHz	---	P
802.11ac -HT80 MIMO	42(5210MHz) 58(5290MHz) 106(5530MHz) 122(5610MHz) 138(5690MHz)	9 kHz ~30 MHz	---	P
		30 MHz ~1 GHz	---	P
		1 GHz ~ 3 GHz	---	P
		3 GHz ~ 7 GHz	---	P
		7 GHz ~ 18 GHz	---	P
		18 GHz ~ 26.5 GHz	---	P
		26.5 GHz ~ 40 GHz	---	P

©Copyright. All rights reserved by CTTL.

802.11ax-HT80 mode

Mode	Channel	Frequency Range	Test Results	Conclusion
802.11ax -HT80 Core0	42(5210MHz) 58(5290MHz) 106(5530MHz) 122(5610MHz) 138(5690MHz)	9 kHz ~30 MHz	---	P
		30 MHz ~1 GHz	---	P
		1 GHz ~ 3 GHz	---	P
		3 GHz ~ 7 GHz	---	P
		7 GHz ~ 18 GHz	---	P
		18 GHz ~ 26.5 GHz	---	P
		26.5 GHz ~ 40 GHz	---	P
802.11ax -HT80 Core1	42(5210MHz) 58(5290MHz) 106(5530MHz) 122(5610MHz) 138(5690MHz)	9 kHz ~30 MHz	---	P
		30 MHz ~1 GHz	---	P
		1 GHz ~ 3 GHz	---	P
		3 GHz ~ 7 GHz	---	P
		7 GHz ~ 18 GHz	---	P
		18 GHz ~ 26.5 GHz	---	P
		26.5 GHz ~ 40 GHz	---	P
802.11ax -HT80 MIMO	42(5210MHz) 58(5290MHz) 106(5530MHz) 122(5610MHz) 138(5690MHz)	9 kHz ~30 MHz	---	P
		30 MHz ~1 GHz	---	P
		1 GHz ~ 3 GHz	---	P
		3 GHz ~ 7 GHz	---	P
		7 GHz ~ 18 GHz	---	P
		18 GHz ~ 26.5 GHz	---	P
		26.5 GHz ~ 40 GHz	---	P

©Copyright. All rights reserved by CTTL.

802.11ac-HT160 mode

Mode	Channel	Frequency Range	Test Results	Conclusion
802.11ac -HT160 Core0	50(5250MHz) 114(5570MHz)	9 kHz ~30 MHz	---	P
		30 MHz ~1 GHz	---	P
		1 GHz ~ 3 GHz	---	P
		3 GHz ~ 7 GHz	---	P
		7 GHz ~ 18 GHz	---	P
		18 GHz ~ 26.5 GHz	---	P
		26.5 GHz ~ 40 GHz	---	P
802.11ac -HT160 Core1	50(5250MHz) 114(5570MHz)	9 kHz ~30 MHz	---	P
		30 MHz ~1 GHz	---	P
		1 GHz ~ 3 GHz	---	P
		3 GHz ~ 7 GHz	---	P
		7 GHz ~ 18 GHz	---	P
		18 GHz ~ 26.5 GHz	---	P
		26.5 GHz ~ 40 GHz	---	P
802.11ac -HT160 MIMO	50(5250MHz) 114(5570MHz)	9 kHz ~30 MHz	---	P
		30 MHz ~1 GHz	---	P
		1 GHz ~ 3 GHz	---	P
		3 GHz ~ 7 GHz	---	P
		7 GHz ~ 18 GHz	---	P
		18 GHz ~ 26.5 GHz	---	P
		26.5 GHz ~ 40 GHz	---	P

©Copyright. All rights reserved by CTTL.

802.11ax-HT160 mode

Mode	Channel	Frequency Range	Test Results	Conclusion
802.11ax -HT160 Core0	50(5250MHz) 114(5570MHz)	9 kHz ~30 MHz	---	P
		30 MHz ~1 GHz	---	P
		1 GHz ~ 3 GHz	---	P
		3 GHz ~ 7 GHz	---	P
		7 GHz ~ 18 GHz	---	P
		18 GHz ~ 26.5 GHz	---	P
		26.5 GHz ~ 40 GHz	---	P
802.11ax -HT160 Core1	50(5250MHz) 114(5570MHz)	9 kHz ~30 MHz	---	P
		30 MHz ~1 GHz	---	P
		1 GHz ~ 3 GHz	---	P
		3 GHz ~ 7 GHz	---	P
		7 GHz ~ 18 GHz	---	P
		18 GHz ~ 26.5 GHz	---	P
		26.5 GHz ~ 40 GHz	---	P
802.11ax -HT160 MIMO	50(5250MHz) 114(5570MHz)	9 kHz ~30 MHz	---	P
		30 MHz ~1 GHz	---	P
		1 GHz ~ 3 GHz	---	P
		3 GHz ~ 7 GHz	---	P
		7 GHz ~ 18 GHz	---	P
		18 GHz ~ 26.5 GHz	---	P
		26.5 GHz ~ 40 GHz	---	P

Conclusion: PASS

Note1:

A "reference path loss" is established and the A_{Rpl} is the attenuation of “reference path loss”, and including the gain of receive antenna, the cable loss.

Receiver Reading is the field strength recorded from the instrument.

The measurement results are obtained as described below:

Result=Receiver Reading+$A_{Rpl=}$ Receiver Reading+Cable Loss+Antenna Factor

©Copyright. All rights reserved by CTTL.

Note2:

Note：All combinations were tested，and only the worst results are shown in this report.

EUT2, MIMO

AVERAGE Results:

802.11a

Channel 36

Frequency (MHz)	Measurement Result (dBuV/m)	Cable Loss (dB)	Antenna Factor (dB/m)	Receiver Reading (dBuV)	Limit (dBuV/m)	Margin (dB)	Antenna Pol. (H/V)
5149.750	45.08	-28.19	32.59	40.68	54.00	8.92	H
5150.000	44.98	-28.19	32.59	40.58	54.00	9.02	H
10361.188	39.53	-35.49	38.02	37.00	54.00	14.47	H
15542.875	42.19	-33.26	39.01	36.45	54.00	11.81	H
17830.875	45.09	-31.51	41.93	34.67	54.00	8.90	H
17975.250	44.48	-31.14	41.73	33.88	54.00	9.52	H

Channel 40

Frequency (MHz)	Measurement Result (dBuV/m)	Cable Loss (dB)	Antenna Factor (dB/m)	Receiver Reading (dBuV)	Limit (dBuV/m)	Margin (dB)	Antenna Pol. (H/V)
5148.500	42.00	-28.20	32.59	37.60	54.00	12.00	V
5360.000	42.44	-27.81	32.72	37.53	54.00	11.56	V
10400.375	39.05	-35.56	38.04	36.58	54.00	14.95	H
15600.625	42.32	-33.24	39.02	36.54	54.00	11.68	V
17746.312	43.46	-31.46	42.05	32.87	54.00	10.54	H
17920.938	44.39	-31.28	41.81	33.86	54.00	9.61	H

Channel 48

Frequency (MHz)	Measurement Result (dBuV/m)	Cable Loss (dB)	Antenna Factor (dB/m)	Receiver Reading (dBuV)	Limit (dBuV/m)	Margin (dB)	Antenna Pol. (H/V)
5141.000	42.01	-28.23	32.59	37.66	54.00	11.99	V
5375.500	42.53	-27.73	32.73	37.54	54.00	11.46	V
10473.250	39.86	-35.57	38.08	37.35	54.00	14.14	H
15721.625	41.55	-33.14	39.04	35.65	54.00	12.45	V
17783.438	44.32	-31.52	42.00	33.84	54.00	9.68	V
17956.688	44.91	-31.18	41.76	34.33	54.00	9.09	H

©Copyright. All rights reserved by CTTL.

Channel 52

Frequency (MHz)	Measurement Result (dBuV/m)	Cable Loss (dB)	Antenna Factor (dB/m)	Receiver Reading (dBuV)	Limit (dBuV/m)	Margin (dB)	Antenna Pol. (H/V)
5144.500	41.89	-28.22	32.59	37.52	54.00	12.11	V
5355.500	42.47	-27.83	32.72	37.59	54.00	11.53	V
10515.875	39.28	-35.58	38.13	36.73	54.00	14.72	H
15786.938	41.58	-33.06	39.06	35.58	54.00	12.42	H
17713.312	44.25	-31.41	42.10	33.57	54.00	9.75	V
17923.000	44.76	-31.27	41.81	34.23	54.00	9.24	H

Channel 56

Frequency (MHz)	Measurement Result (dBuV/m)	Cable Loss (dB)	Antenna Factor (dB/m)	Receiver Reading (dBuV)	Limit (dBuV/m)	Margin (dB)	Antenna Pol. (H/V)
5139.500	41.93	-28.24	32.59	37.58	54.00	12.07	V
5359.000	42.71	-27.82	32.72	37.81	54.00	11.29	V
10558.500	39.34	-35.65	38.21	36.79	54.00	14.66	H
15837.812	42.20	-33.00	39.07	36.13	54.00	11.80	V
17723.625	43.81	-31.43	42.08	33.15	54.00	10.19	V
17949.125	44.52	-31.20	41.77	33.96	54.00	9.48	V

Channel 64

Frequency (MHz)	Measurement Result (dBuV/m)	Cable Loss (dB)	Antenna Factor (dB/m)	Receiver Reading (dBuV)	Limit (dBuV/m)	Margin (dB)	Antenna Pol. (H/V)
5350.000	44.10	-27.90	32.70	39.26	54.00	9.90	H
5350.250	44.10	-27.90	32.70	39.24	54.00	9.90	H
10638.938	39.94	-35.72	38.35	37.30	54.00	14.06	H
15954.000	41.89	-32.85	39.09	35.65	54.00	12.11	H
17719.500	43.81	-31.42	42.09	33.15	54.00	10.19	V
17832.938	44.88	-31.50	41.93	34.44	54.00	9.12	H

Channel 100

Frequency (MHz)	Measurement Result (dBuV/m)	Cable Loss (dB)	Antenna Factor (dB/m)	Receiver Reading (dBuV)	Limit (dBuV/m)	Margin (dB)	Antenna Pol. (H/V)
5458.250	43.30	-27.71	32.78	38.24	54.00	10.70	H
5460.000	43.26	-27.70	32.78	38.18	54.00	10.74	H
10999.875	36.73	-35.21	39.00	32.94	54.00	17.27	V
15669.375	40.10	-33.20	39.03	34.27	54.00	13.90	H
17908.562	43.70	-31.31	41.83	33.18	54.00	10.30	H

©Copyright. All rights reserved by CTTL.

17720.875	43.23	-31.42	42.09	32.56	54.00	10.77	H

Channel 116

Frequency (MHz)	Measurement Result (dBuV/m)	Cable Loss (dB)	Antenna Factor (dB/m)	Receiver Reading (dBuV)	Limit (dBuV/m)	Margin (dB)	Antenna Pol. (H/V)
5443.000	42.78	-27.74	32.77	37.75	54.00	11.22	V
5457.500	42.98	-27.71	32.78	37.91	54.00	11.02	V
11160.063	37.69	-35.26	39.06	33.88	54.00	16.32	H
15578.625	39.67	-33.25	39.02	33.90	54.00	14.33	H
17748.375	43.46	-31.47	42.05	32.88	54.00	10.54	V
17927.813	44.60	-31.26	41.80	34.06	54.00	9.40	H

Channel 140

Frequency (MHz)	Measurement Result (dBuV/m)	Cable Loss (dB)	Antenna Factor (dB/m)	Receiver Reading (dBuV)	Limit (dBuV/m)	Margin (dB)	Antenna Pol. (H/V)
5397.000	42.40	-27.62	32.74	37.28	48.30	5.90	H
5419.750	42.34	-27.68	32.75	37.26	48.30	5.96	H
11400.000	37.63	-35.21	39.16	33.68	54.00	16.37	V
15746.375	40.14	-33.11	39.05	34.20	54.00	13.86	H
17732.562	43.27	-31.44	42.07	32.64	54.00	10.73	V
17934.000	43.99	-31.24	41.79	33.44	54.00	10.01	H

Channel 144

Frequency (MHz)	Measurement Result (dBuV/m)	Cable Loss (dB)	Antenna Factor (dB/m)	Receiver Reading (dBuV)	Limit (dBuV/m)	Margin (dB)	Antenna Pol. (H/V)
5410.000	42.81	-27.65	32.75	37.71	54.00	11.19	V
5422.000	42.64	-27.68	32.76	37.57	54.00	11.36	V
11493.875	36.83	-35.09	39.20	32.72	54.00	17.17	V
16063.312	41.27	-32.96	39.28	34.95	54.00	12.73	V
17817.125	44.22	-31.54	41.95	33.81	54.00	9.78	H
17909.938	44.15	-31.30	41.82	33.63	54.00	9.85	H

©Copyright. All rights reserved by CTTL.

802.11n-HT20

Channel 36

Frequency (MHz)	Measurement Result (dBuV/m)	Cable Loss (dB)	Antenna Factor (dB/m)	Receiver Reading (dBuV)	Limit (dBuV/m)	Margin (dB)	Antenna Pol. (H/V)
5149.750	46.27	-28.19	32.59	41.87	54.00	7.73	H
5150.000	46.51	-28.19	32.59	42.11	54.00	7.49	H
10473.250	39.86	-35.57	38.08	37.35	54.00	14.14	V
15721.625	41.55	-33.14	39.04	35.65	54.00	12.45	H
17783.438	44.32	-31.52	42.00	33.84	54.00	9.68	H
17956.688	44.91	-31.18	41.76	34.33	54.00	9.09	V

Channel 40

Frequency (MHz)	Measurement Result (dBuV/m)	Cable Loss (dB)	Antenna Factor (dB/m)	Receiver Reading (dBuV)	Limit (dBuV/m)	Margin (dB)	Antenna Pol. (H/V)
5144.500	42.31	-28.22	32.59	37.94	54.00	11.69	V
5148.500	42.42	-28.20	32.59	38.03	54.00	11.58	V
10399.688	36.24	-35.56	38.04	33.77	54.00	17.75	V
15599.938	39.80	-33.24	39.02	34.03	54.00	14.20	H
17769.688	43.80	-31.50	42.02	33.28	54.00	10.20	H
17830.188	44.81	-31.51	41.94	34.38	54.00	9.19	V

Channel 48

Frequency (MHz)	Measurement Result (dBuV/m)	Cable Loss (dB)	Antenna Factor (dB/m)	Receiver Reading (dBuV)	Limit (dBuV/m)	Margin (dB)	Antenna Pol. (H/V)
5142.500	41.89	-28.23	32.59	37.52	54.00	12.11	V
5146.500	42.13	-28.21	32.59	37.74	54.00	11.87	V
10480.125	36.66	-35.57	38.09	34.14	54.00	17.34	H
15720.250	39.97	-33.14	39.04	34.07	54.00	14.03	H
17777.250	43.80	-31.51	42.01	33.30	54.00	10.21	V
17964.250	44.41	-31.17	41.75	33.83	54.00	9.59	H

©Copyright. All rights reserved by CTTL.

Channel 52

Frequency (MHz)	Measurement Result (dBuV/m)	Cable Loss (dB)	Antenna Factor (dB/m)	Receiver Reading (dBuV)	Limit (dBuV/m)	Margin (dB)	Antenna Pol. (H/V)
5139.000	42.35	-28.24	32.59	38.01	54.00	11.65	V
5358.000	42.75	-27.82	32.72	37.86	54.00	11.25	V
10518.625	39.44	-35.59	38.13	36.89	54.00	14.56	H
15767.000	41.91	-33.09	39.05	35.94	54.00	12.09	H
17731.188	43.86	-31.44	42.07	33.23	54.00	10.14	V
17858.375	44.83	-31.44	41.90	34.37	54.00	9.17	H

Channel 56

Frequency (MHz)	Measurement Result (dBuV/m)	Cable Loss (dB)	Antenna Factor (dB/m)	Receiver Reading (dBuV)	Limit (dBuV/m)	Margin (dB)	Antenna Pol. (H/V)
5136.500	42.02	-28.25	32.58	37.69	54.00	11.98	V
5355.500	42.81	-27.83	32.72	37.92	54.00	11.19	V
10558.500	41.47	-35.65	38.21	38.91	54.00	12.53	H
15665.938	41.04	-33.21	39.03	35.21	54.00	12.96	H
17737.375	44.53	-31.45	42.07	33.92	54.00	9.47	V
17882.438	44.84	-31.37	41.86	34.35	54.00	9.16	H

Channel 64

Frequency (MHz)	Measurement Result (dBuV/m)	Cable Loss (dB)	Antenna Factor (dB/m)	Receiver Reading (dBuV)	Limit (dBuV/m)	Margin (dB)	Antenna Pol. (H/V)
5350.250	48.00	-27.90	32.70	43.20	54.00	6.00	H
5350.500	48.10	-27.90	32.70	43.26	54.00	5.90	H
10637.562	40.05	-35.72	38.35	37.42	54.00	13.95	V
15964.312	42.01	-32.84	39.09	35.76	54.00	11.99	H
17718.812	44.23	-31.42	42.09	33.56	54.00	9.77	V
17894.125	44.71	-31.34	41.85	34.21	54.00	9.29	V

Channel 100

Frequency (MHz)	Measurement Result (dBuV/m)	Cable Loss (dB)	Antenna Factor (dB/m)	Receiver Reading (dBuV)	Limit (dBuV/m)	Margin (dB)	Antenna Pol. (H/V)
5458.250	44.33	-27.71	32.78	39.26	54.00	9.67	H
5459.500	44.54	-27.70	32.78	39.46	54.00	9.46	H
10999.875	36.97	-35.21	39.00	33.18	54.00	17.03	V
15632.938	40.34	-33.23	39.03	34.55	54.00	13.66	V

©Copyright. All rights reserved by CTTL.

17786.188	43.61	-31.53	42.00	33.14	54.00	10.39	V
17936.750	44.04	-31.24	41.79	33.49	54.00	9.96	H

Channel 116

Frequency (MHz)	Measurement Result (dBuV/m)	Cable Loss (dB)	Antenna Factor (dB/m)	Receiver Reading (dBuV)	Limit (dBuV/m)	Margin (dB)	Antenna Pol. (H/V)
5441.000	42.71	-27.73	32.77	37.67	54.00	11.29	V
5455.000	42.84	-27.73	32.77	37.79	54.00	11.16	V
11160.063	38.13	-35.26	39.06	34.33	54.00	15.87	V
15885.250	40.61	-32.94	39.08	34.47	54.00	13.39	V
17741.500	43.46	-31.46	42.06	32.86	54.00	10.54	V
17925.750	44.57	-31.26	41.80	34.03	54.00	9.43	V

Channel 140

Frequency (MHz)	Measurement Result (dBuV/m)	Cable Loss (dB)	Antenna Factor (dB/m)	Receiver Reading (dBuV)	Limit (dBuV/m)	Margin (dB)	Antenna Pol. (H/V)
5402.500	42.22	-27.64	32.74	37.11	48.30	6.08	H
5406.000	42.17	-27.64	32.75	37.07	48.30	6.13	H
11400.000	37.69	-35.21	39.16	33.73	54.00	16.31	H
15890.062	41.00	-32.93	39.08	34.85	54.00	13.00	V
17749.062	43.59	-31.47	42.05	33.01	54.00	10.41	H
17973.188	44.28	-31.14	41.74	33.69	54.00	9.72	V

Channel 144

Frequency (MHz)	Measurement Result (dBuV/m)	Cable Loss (dB)	Antenna Factor (dB/m)	Receiver Reading (dBuV)	Limit (dBuV/m)	Margin (dB)	Antenna Pol. (H/V)
5443.500	42.72	-27.74	32.77	37.69	54.00	11.28	V
5449.000	42.65	-27.75	32.77	37.63	54.00	11.35	V
11439.875	36.73	-35.16	39.18	32.71	54.00	17.27	H
16141.688	40.84	-32.96	39.50	34.29	54.00	13.16	V
17819.875	44.04	-31.53	41.95	33.63	54.00	9.96	V
17940.875	44.00	-31.22	41.78	33.44	54.00	10.00	V

©Copyright. All rights reserved by CTTL.

802.11ac-HT20

Channel 36

Frequency (MHz)	Measurement Result (dBuV/m)	Cable Loss (dB)	Antenna Factor (dB/m)	Receiver Reading (dBuV)	Limit (dBuV/m)	Margin (dB)	Antenna Pol. (H/V)
5149.250	45.36	-28.20	32.59	40.96	54.00	8.64	H
5150.000	46.17	-28.19	32.59	41.77	54.00	7.83	H
10357.750	37.95	-35.48	38.02	35.41	54.00	16.05	V
15536.688	41.93	-33.27	39.01	36.19	54.00	12.07	H
17738.750	44.74	-31.45	42.06	34.13	54.00	9.26	V
17889.312	45.08	-31.36	41.85	34.58	54.00	8.92	H

Channel 40

Frequency (MHz)	Measurement Result (dBuV/m)	Cable Loss (dB)	Antenna Factor (dB/m)	Receiver Reading (dBuV)	Limit (dBuV/m)	Margin (dB)	Antenna Pol. (H/V)
5139.500	41.64	-28.24	32.59	37.29	54.00	12.36	V
5150.000	41.76	-28.19	32.59	37.36	54.00	12.24	V
10399.688	38.38	-35.56	38.04	35.90	54.00	15.62	H
15591.688	42.09	-33.25	39.02	36.32	54.00	11.91	V
17729.125	44.10	-31.44	42.08	33.46	54.00	9.90	H
17837.750	44.41	-31.49	41.92	33.98	54.00	9.59	H

Channel 48

Frequency (MHz)	Measurement Result (dBuV/m)	Cable Loss (dB)	Antenna Factor (dB/m)	Receiver Reading (dBuV)	Limit (dBuV/m)	Margin (dB)	Antenna Pol. (H/V)
5133.000	41.54	-28.25	32.58	37.21	54.00	12.46	V
5144.500	41.73	-28.22	32.59	37.36	54.00	12.27	V
10483.562	38.07	-35.57	38.09	35.56	54.00	15.93	H
15722.312	42.08	-33.14	39.04	36.18	54.00	11.92	H
17746.312	44.32	-31.46	42.05	33.73	54.00	9.68	V
17905.812	44.79	-31.31	41.83	34.28	54.00	9.21	V

©Copyright. All rights reserved by CTTL.

Channel 52

Frequency (MHz)	Measurement Result (dBuV/m)	Cable Loss (dB)	Antenna Factor (dB/m)	Receiver Reading (dBuV)	Limit (dBuV/m)	Margin (dB)	Antenna Pol. (H/V)
5141.500	41.69	-28.23	32.59	37.33	54.00	12.31	V
5354.500	42.33	-27.84	32.72	37.45	54.00	11.67	V
10518.625	39.55	-35.59	38.13	37.00	54.00	14.45	V
15788.312	41.56	-33.06	39.06	35.56	54.00	12.44	V
17840.500	45.06	-31.48	41.92	34.62	54.00	8.94	V
17967.000	44.42	-31.16	41.75	33.83	54.00	9.58	H

Channel 56

Frequency (MHz)	Measurement Result (dBuV/m)	Cable Loss (dB)	Antenna Factor (dB/m)	Receiver Reading (dBuV)	Limit (dBuV/m)	Margin (dB)	Antenna Pol. (H/V)
5144.000	41.55	-28.22	32.59	37.18	54.00	12.45	V
5359.500	42.28	-27.81	32.72	37.37	54.00	11.72	V
10555.062	40.42	-35.65	38.20	37.87	54.00	13.58	H
15850.188	41.78	-32.98	39.07	35.69	54.00	12.22	H
17787.562	44.51	-31.53	42.00	34.04	54.00	9.49	H
17909.938	44.97	-31.30	41.82	34.45	54.00	9.03	H

Channel 64

Frequency (MHz)	Measurement Result (dBuV/m)	Cable Loss (dB)	Antenna Factor (dB/m)	Receiver Reading (dBuV)	Limit (dBuV/m)	Margin (dB)	Antenna Pol. (H/V)
5350.000	48.20	-27.90	32.70	43.31	54.00	5.80	H
5350.250	48.00	-27.90	32.70	43.19	54.00	6.00	H
10638.938	39.83	-35.72	38.35	37.19	54.00	14.17	V
15958.812	41.61	-32.84	39.09	35.36	54.00	12.39	V
17813.688	44.84	-31.55	41.96	34.43	54.00	9.16	V
17897.250	44.98	-31.34	41.84	34.47	54.00	9.02	H

Channel 100

Frequency (MHz)	Measurement Result (dBuV/m)	Cable Loss (dB)	Antenna Factor (dB/m)	Receiver Reading (dBuV)	Limit (dBuV/m)	Margin (dB)	Antenna Pol. (H/V)
5458.500	44.35	-27.71	32.78	39.28	54.00	9.65	H
5459.250	44.40	-27.70	32.78	39.32	54.00	9.60	H
10999.875	36.52	-35.21	39.00	32.73	54.00	17.48	V
15868.750	40.61	-32.96	39.07	34.50	54.00	13.39	V

©Copyright. All rights reserved by CTTL.

17718.812	44.03	-31.42	42.09	33.36	54.00	9.97	H
17836.375	44.65	-31.49	41.93	34.21	54.00	9.35	H

Channel 116

Frequency (MHz)	Measurement Result (dBuV/m)	Cable Loss (dB)	Antenna Factor (dB/m)	Receiver Reading (dBuV)	Limit (dBuV/m)	Margin (dB)	Antenna Pol. (H/V)
5431.500	42.94	-27.71	32.76	37.89	54.00	11.06	V
5444.000	42.80	-27.74	32.77	37.77	54.00	11.20	V
11160.063	37.76	-35.26	39.06	33.96	54.00	16.24	H
16038.563	40.75	-32.93	39.21	34.47	54.00	13.25	H
17748.375	43.96	-31.47	42.05	33.37	54.00	10.05	H
17908.563	44.30	-31.31	41.83	33.78	54.00	9.70	H

Channel 140

Frequency (MHz)	Measurement Result (dBuV/m)	Cable Loss (dB)	Antenna Factor (dB/m)	Receiver Reading (dBuV)	Limit (dBuV/m)	Margin (dB)	Antenna Pol. (H/V)
5397.000	42.20	-27.62	32.74	37.08	48.30	6.10	H
5409.000	42.16	-27.65	32.75	37.07	48.30	6.14	H
11400.000	37.72	-35.21	39.16	33.77	54.00	16.28	H
15935.438	40.68	-32.87	39.09	34.46	54.00	13.32	V
17824.000	44.26	-31.52	41.94	33.84	54.00	9.74	V
17951.875	43.93	-31.20	41.77	33.36	54.00	10.07	H

Channel 144

Frequency (MHz)	Measurement Result (dBuV/m)	Cable Loss (dB)	Antenna Factor (dB/m)	Receiver Reading (dBuV)	Limit (dBuV/m)	Margin (dB)	Antenna Pol. (H/V)
5436.000	42.87	-27.72	32.76	37.82	54.00	11.13	V
5450.000	42.70	-27.76	32.77	37.69	54.00	11.30	V
11439.875	37.00	-35.16	39.18	32.98	54.00	17.00	V
15884.562	40.98	-32.94	39.08	34.84	54.00	13.02	V
17952.562	44.22	-31.19	41.77	33.65	54.00	9.78	V
17843.250	44.44	-31.47	41.92	34.00	54.00	9.56	V

©Copyright. All rights reserved by CTTL.

802.11ax-HT20

Channel 36

Frequency (MHz)	Measurement Result (dBuV/m)	Cable Loss (dB)	Antenna Factor (dB/m)	Receiver Reading (dBuV)	Limit (dBuV/m)	Margin (dB)	Antenna Pol. (H/V)
5149.500	47.75	-28.19	32.59	43.35	54.00	6.25	H
5150.000	48.04	-28.19	32.59	43.64	54.00	5.96	H
10356.375	37.98	-35.48	38.02	35.44	54.00	16.02	H
15543.556	42.33	-33.26	39.01	36.58	54.00	11.67	V
17810.938	45.25	-31.56	41.96	34.85	54.00	8.75	V
17901.000	44.51	-31.33	41.84	34.00	54.00	9.49	V

Channel 40

Frequency (MHz)	Measurement Result (dBuV/m)	Cable Loss (dB)	Antenna Factor (dB/m)	Receiver Reading (dBuV)	Limit (dBuV/m)	Margin (dB)	Antenna Pol. (H/V)
5149.750	48.25	-28.19	32.59	43.85	54.00	5.75	H
5150.000	48.02	-28.19	32.59	43.62	54.00	5.98	H
10401.750	38.17	-35.57	38.04	35.69	54.00	15.84	H
15597.188	42.11	-33.25	39.02	36.34	54.00	11.89	H
17726.375	44.41	-31.43	42.08	33.76	54.00	9.59	V
17865.938	44.72	-31.42	41.89	34.25	54.00	9.28	H

Channel 48

Frequency (MHz)	Measurement Result (dBuV/m)	Cable Loss (dB)	Antenna Factor (dB/m)	Receiver Reading (dBuV)	Limit (dBuV/m)	Margin (dB)	Antenna Pol. (H/V)
5141.000	41.62	-28.23	32.59	37.27	54.00	12.38	V
5150.000	41.55	-28.19	32.59	37.15	54.00	12.45	V
10473.250	39.38	-35.57	38.08	36.87	54.00	14.62	V
15720.938	41.66	-33.14	39.04	35.76	54.00	12.34	H
17726.375	44.52	-31.43	42.08	33.87	54.00	9.48	V
17870.063	45.01	-31.41	41.88	34.54	54.00	8.99	H

©Copyright. All rights reserved by CTTL.

Channel 52

Frequency (MHz)	Measurement Result (dBuV/m)	Cable Loss (dB)	Antenna Factor (dB/m)	Receiver Reading (dBuV)	Limit (dBuV/m)	Margin (dB)	Antenna Pol. (H/V)
5150.000	41.51	-28.19	32.59	37.11	54.00	12.49	V
5352.000	42.17	-27.85	32.71	37.31	54.00	11.83	V
10514.500	39.77	-35.58	38.13	37.22	54.00	14.23	V
15787.625	42.12	-33.06	39.06	36.12	54.00	11.88	V
17729.813	44.05	-31.44	42.08	33.41	54.00	9.95	V
17830.875	44.76	-31.51	41.93	34.33	54.00	9.24	V

Channel 56

Frequency (MHz)	Measurement Result (dBuV/m)	Cable Loss (dB)	Antenna Factor (dB/m)	Receiver Reading (dBuV)	Limit (dBuV/m)	Margin (dB)	Antenna Pol. (H/V)
5150.000	41.52	-28.19	32.59	37.11	54.00	12.49	V
5350.000	42.40	-27.86	32.71	37.55	54.00	11.60	V
10555.033	39.72	-35.65	38.20	37.16	54.00	14.28	V
15848.125	42.10	-32.98	39.07	36.01	54.00	11.91	H
17824.688	44.74	-31.52	41.94	34.31	54.00	9.27	V
17948.063	44.40	-31.21	41.77	33.83	54.00	9.60	V

Channel 64

Frequency (MHz)	Measurement Result (dBuV/m)	Cable Loss (dB)	Antenna Factor (dB/m)	Receiver Reading (dBuV)	Limit (dBuV/m)	Margin (dB)	Antenna Pol. (H/V)
5350.000	47.80	-27.90	32.70	42.91	54.00	6.20	H
5350.750	47.10	-27.90	32.70	42.24	54.00	6.90	H
10641.000	39.77	-35.72	38.36	37.13	54.00	14.24	V
15913.438	41.80	-32.90	39.08	35.61	54.00	12.20	V
17912.000	44.25	-31.30	41.82	33.72	54.00	9.75	V
17740.125	44.24	-31.45	42.06	33.63	54.00	9.76	H

Channel 100

Frequency (MHz)	Measurement Result (dBuV/m)	Cable Loss (dB)	Antenna Factor (dB/m)	Receiver Reading (dBuV)	Limit (dBuV/m)	Margin (dB)	Antenna Pol. (H/V)
5459.000	45.15	-27.70	32.78	40.07	54.00	8.86	H
5459.750	45.13	-27.70	32.78	40.05	54.00	8.87	H
10999.750	36.84	-35.21	39.00	33.05	54.00	17.16	V
15938.875	40.51	-32.87	39.09	34.29	54.00	13.49	V

©Copyright. All rights reserved by CTTL.

17729.125	44.05	-31.44	42.08	33.41	54.00	9.95	H
17942.250	43.76	-31.22	41.78	33.20	54.00	10.24	H

Channel 116

Frequency (MHz)	Measurement Result (dBuV/m)	Cable Loss (dB)	Antenna Factor (dB/m)	Receiver Reading (dBuV)	Limit (dBuV/m)	Margin (dB)	Antenna Pol. (H/V)
5443.500	42.65	-27.74	32.77	37.62	54.00	11.35	V
5455.500	42.76	-27.72	32.77	37.71	54.00	11.24	V
11160.063	37.85	-35.26	39.06	34.05	54.00	16.15	V
15496.125	40.58	-33.28	39.00	34.86	54.00	13.42	V
17729.125	44.05	-31.44	42.08	33.41	54.00	9.95	H
17821.938	43.99	-31.53	41.95	33.57	54.00	10.01	H

Channel 140

Frequency (MHz)	Measurement Result (dBuV/m)	Cable Loss (dB)	Antenna Factor (dB/m)	Receiver Reading (dBuV)	Limit (dBuV/m)	Margin (dB)	Antenna Pol. (H/V)
5388.750	42.19	-27.66	32.74	37.12	48.30	6.11	H
5407.000	42.22	-27.65	32.75	37.12	48.30	6.08	H
11400.000	37.90	-35.21	39.16	33.95	54.00	16.10	V
16133.438	41.25	-32.99	39.48	34.76	54.00	12.76	V
17754.526	43.95	-31.48	42.04	33.38	54.00	10.05	H
17885.875	44.41	-31.37	41.86	33.92	54.00	9.59	V

Channel 144

Frequency (MHz)	Measurement Result (dBuV/m)	Cable Loss (dB)	Antenna Factor (dB/m)	Receiver Reading (dBuV)	Limit (dBuV/m)	Margin (dB)	Antenna Pol. (H/V)
5443.500	42.84	-27.74	32.77	37.81	54.00	11.16	V
5452.500	42.81	-27.74	32.77	37.78	54.00	11.19	V
11439.875	37.03	-35.16	39.18	33.01	54.00	16.97	H
15890.063	41.10	-32.93	39.08	34.95	54.00	12.90	H
17729.813	43.31	-31.44	42.08	32.67	54.00	10.69	V
17925.750	43.67	-31.26	41.80	33.13	54.00	10.33	H

©Copyright. All rights reserved by CTTL.

802.11n-HT40

Channel 38

Frequency (MHz)	Measurement Result (dBuV/m)	Cable Loss (dB)	Antenna Factor (dB/m)	Receiver Reading (dBuV)	Limit (dBuV/m)	Margin (dB)	Antenna Pol. (H/V)
5147.000	47.34	-28.21	32.59	42.96	54.00	6.66	H
5147.750	47.37	-28.20	32.59	42.98	54.00	6.63	H
10383.875	38.43	-35.53	38.03	35.94	54.00	15.57	H
15580.688	42.01	-33.25	39.02	36.24	54.00	11.99	V
17740.812	44.34	-31.46	42.06	33.74	54.00	9.65	H
17953.250	44.91	-31.19	41.76	34.34	54.00	9.09	H

Channel 46

Frequency (MHz)	Measurement Result (dBuV/m)	Cable Loss (dB)	Antenna Factor (dB/m)	Receiver Reading (dBuV)	Limit (dBuV/m)	Margin (dB)	Antenna Pol. (H/V)
5143.500	42.28	-28.22	32.59	37.92	54.00	11.71	V
5150.000	42.17	-28.19	32.59	37.77	54.00	11.83	V
10462.250	38.80	-35.57	38.08	36.29	54.00	15.20	H
15684.500	41.64	-33.18	39.04	35.78	54.00	12.36	H
17762.125	44.60	-31.49	42.03	34.05	54.00	9.40	V
17859.062	45.23	-31.43	41.90	34.77	54.00	8.77	V

Channel 54

Frequency (MHz)	Measurement Result (dBuV/m)	Cable Loss (dB)	Antenna Factor (dB/m)	Receiver Reading (dBuV)	Limit (dBuV/m)	Margin (dB)	Antenna Pol. (H/V)
5150.000	41.62	-28.19	32.59	37.21	54.00	12.38	V
5353.500	42.70	-27.85	32.72	37.84	54.00	11.30	V
10547.500	40.11	-35.63	38.19	37.55	54.00	13.89	H
15813.062	41.84	-33.03	39.06	35.81	54.00	12.16	H
17769.688	44.11	-31.50	42.02	33.59	54.00	9.89	H
17886.562	44.99	-31.36	41.86	34.49	54.00	9.01	H

©Copyright. All rights reserved by CTTL.