RF TEST REPORT

Applicant	Honor Device Co., Ltd.
FCC ID	2AYGCTFY-LX3
Product	Smart Phone
Model	TFY-LX3
Report No.	R2206A0587-R3
Issue Date	July 14, 2022

TA Technology (Shanghai) Co., Ltd. tested the above equipment in accordance with the requirements in **FCC CFR47 Part 2 (2021)/ FCC CFR47 Part 27 (2021)**. The test results show that the equipment tested is capable of demonstrating compliance with the requirements as documented in this report.

Prepared by: Xu Ying | *Approved by: Xu Kai*

TA Technology (Shanghai) Co., Ltd.

Building 3, No.145, Jintang Rd, Tangzhen Industry Park, Pudong Shanghai, China

TEL: +86-021-50791141/2/3

FAX: +86-021-50791141/2/3-8000

TABLE OF CONTENT

1 Test Laboratory 5
1.1 Notes of the Test Report 5
1.2. Test facility 5
1.3 Testing Location 5
2 General Description of Equipment under Test 6
2.1 Applicant and Manufacturer Information 6
2.2 General information 6
3 Applied Standards 8
4 Test Configuration 9
5 Test Case Results 11
5.1 RF Power Output and Effective Isotropic Radiated Power 11
5.2 Occupied Bandwidth 25
5.3 Band Edge Compliance 79
5.4 Peak-to-Average Power Ratio (PAPR) 112
5.5 Frequency Stability 118
5.6 Spurious Emissions at Antenna Terminals 126
5.7 Radiates Spurious Emission 140
6 Main Test Instruments 157
ANNEX A: The EUT Appearance 158
ANNEX B: Test Setup Photos 159
ANNEX C: Product Change Description 160

This report shall not be reproduced except in full, without the written approval of TA Technology (Shanghai) Co., Ltd.

Summary of Measurement Results

Number	Test Case	Clause in FCC rules	Verdict
1	RF Power Output and Effective Isotropic Radiated Power	2.1046 /27.50(d)(4) /27.50(b)(10) /27.50(h)(2)	PASS
2	Occupied Bandwidth	2.1049	PASS
3	Band Edge Compliance	27.53(h) /27.53(f) /27.53(c) /27.53(m)	PASS
4	Peak-to-Average Power Ratio	27.50(d)/KDB971168 D01(5.7)	PASS
5	Frequency Stability	2.1055 / 27.54	PASS
6	Spurious Emissions at Antenna Terminals	2.1051 /27.53(h) /27.53(f) /27.53(c) /27.53(m)	PASS
7	Radiates Spurious Emission	2.1053 /27.53(h) /27.53(f) /27.53(c) /27.53(m)	PASS
Date of Testing: January 13, 2022 ~ January 27, 2022 Date of Sample Received: January 10, 2022			
Note: PASS: The EUT complies with the essential requirements in the standard. FAIL: The EUT does not comply with the essential requirements in the standard. All indications of Pass/Fail in this report are opinions expressed by TA Technology (Shanghai) Co., Ltd. based on interpretations and/or observations of test results. Measurement Uncertainties were not taken into account and are published for informational purposes only.			

This report shall not be reproduced except in full, without the written approval of TA Technology (Shanghai) Co., Ltd.

TFY-LX3 (Report No.: R2206A0587-R3) is a variant model of TFY-LX3 (Report No.: R2201A0036-R3V1). There is only tested Radiates Spurious Emission (LTE Band 7: 5M; with Battery 3), and did not worsen, so they were not recorded in the report. The detailed product change description please refers to the Difference Declaration Letter.

The difference between model TFY-LX3 and TFY-LX3 is show in the below table:

Item	Model	TFY-LX3(Before)	TFY-LX3(After)
Licensed Frequency	GSM	B2/B5 The primary and secondary antenna of B2 supports transmit and receive.	B2/B5 the difference changed by software: The primary antenna of B2 supports transmit and receive, The secondary antenna of B2 only supports receive.
Software	Version	4.2.0.35(C900E14R1P1)	4.2.0.149(C605E1R2P1)
RF	Tune-up	The primary antenna of GSM B2/B5、WCDMA B4/B5、LTE B4/B5/B13/B26/B66 are unchanged.	The primary antenna of WCDMA B2、LTE B2/B7/B38 and the secondary antenna of WCDMA B2/B4、LTE B2/B4/B7/B38/B66 are changed smaller.
Accessory	Battery	Manufacture：Sunwoda、NVT	Manufacture：Sunwoda、NVT、SCUD
Others	The same		

The detailed product change description please refers to the Difference Declaration Letter.

This report shall not be reproduced except in full, without the written approval of TA Technology (Shanghai) Co., Ltd.

1 Test Laboratory

1.1 Notes of the Test Report

This report shall not be reproduced in full or partial, without the written approval of **TA technology (shanghai) co., Ltd.** The results documented in this report apply only to the tested sample, under the conditions and modes of operation as described herein .Measurement Uncertainties were not taken into account and are published for informational purposes only. This report is written to support regulatory compliance of the applicable standards stated above.

1.2. Test facility

FCC (Designation number: CN1179, Test Firm Registration Number: 446626)

TA Technology (Shanghai) Co., Ltd. has been listed on the US Federal Communications Commission list of test facilities recognized to perform measurements.

A2LA (Certificate Number: 3857.01)

TA Technology (Shanghai) Co., Ltd. has been listed by American Association for Laboratory Accreditation to perform measurement.

1.3 Testing Location

Company:	TA Technology (Shanghai) Co., Ltd.
Address:	Building 3, No.145, Jintang Rd, Tangzhen Industry Park, Pudong Shanghai, China
City:	Shanghai
Post code:	201201
Country:	P. R. China
Contact:	Xu Kai
Telephone:	+86-021-50791141/2/3
Fax:	+86-021-50791141/2/3-8000
Website:	http://www.ta-shanghai.com
E-mail:	xukai@ta-shanghai.com

This report shall not be reproduced except in full, without the written approval of TA Technology (Shanghai) Co., Ltd.

2 General Description of Equipment under Test

2.1 Applicant and Manufacturer Information

Applicant	Honor Device Co., Ltd.
Applicant address	Shum Yip Sky Park, No. 8089, Hongli West Road, Shenzhen, China
Manufacturer	Honor Device Co., Ltd.
Manufacturer address	Shum Yip Sky Park, No. 8089, Hongli West Road, Shenzhen, China

2.2 General information

EUT Description			
Model	TFY-LX3		
SN	A7NX011C22000163		
Hardware Version	HL6TFYM		
Software Version	4.2.0.149(C605E1R2P1)		
Power Supply	Battery / AC adapter		
Antenna Type	Internal Antenna		
Antenna Gain	Band	Main Antenna(dBi)	Second Antenna(dBi)
	WCDMA Band IV	-1.98	-0.46
	LTE Band 4	-1.98	-0.46
	LTE Band 7	0.18	0.52
	LTE Band 13	-4.00	NA
	LTE Band 38	-0.56	0.21
	LTE Band 66	-1.98	-0.46
Test Mode(s)	WCDMA Band IV; LTE Band 4/7/13/38/66;		
Test Modulation	(WCDMA) BPSK, QPSK,16QAM; (LTE)QPSK, 16QAM;		
HSDPA UE Category	14		
HSUPA UE Category	6		
DC-HSDPA UE Category	24		
LTE Category	4		
Maximum E.I.R.P./ E.R.P.	WCDMA Band IV:	22.88 dBm	
	LTE Band 4:	23.17 dBm	
	LTE Band 7:	22.87 dBm	
	LTE Band 13:	17.52 dBm	
	LTE Band 38:	23.54 dBm	
	LTE Band 66:	23.14 dBm	
Rated Power Supply Voltage	3.87V		
Operating Voltage	Minimum: 3.60V Maximum: 4.45V		
Operating Temperature	Lowest: 0°C Highest: 35°C		
Testing Temperature	Lowest: 0°C Highest: 35°C		
Operating Frequency Range(s)	Mode	Tx (MHz)	Rx (MHz)

This report shall not be reproduced except in full, without the written approval of TA Technology (Shanghai) Co., Ltd.

	WCDMA Band IV	1710 ~ 1755	2110 ~ 2155
	LTE Band 4	1710 ~ 1755	2110 ~ 2155
	LTE Band 7	2500 ~ 2570	2620 ~ 2690
	LTE Band 13	777 ~ 787	746 ~ 756
	LTE Band 38	2570 ~ 2620	2570 ~ 2620
	LTE Band 66	1710 ~ 1780	2110 ~ 2180

EUT Accessory

Accessory	Model	Manufacture	No.
Adapter	HW-100225E00	Honor Device Co., Ltd. (Manufacturer:Huntkey)	1
	HW-100225U00	Honor Device Co., Ltd. (Manufacturer:Huntkey)	2
	HW-100225B00	Honor Device Co., Ltd. (Manufacturer:Huntkey)	3
	HN-100225E00	Honor Device Co., Ltd. (Manufacturer: Salcomp)	4
	HN-100225U00	Honor Device Co., Ltd. (Manufacturer: Salcomp)	5
Battery	HB416492EFW	Honor Device Co., Ltd. (Manufacturer: Sunwoda Electronic Co.,LTD)	1
		Honor Device Co., Ltd. (Manufacturer: Dongguan NVT Technology Co., Ltd)	2
		Honor Device Co., Ltd. (Manufacturer: SCUD (Fujian) Electronics Co., LTD.)	3
Earphone	MEND1532B528A11	Jiangxi Lianchuang Hongsheng Electronic Co., LTD.	1
	1293-3283-3.5mm-339	BOLUO COUNTY QUANCHENG ELECTRONIC CO.,LTD.	2
	EPAB542-2WH05-DH	FOXCONN INTERCONNECT TECHNOLOGY LIMITED	3
USB Cable	RY0002	NingBo Broad Telecommunication Co., Ltd.	1
	AU2-CRO013HF	Freeport Resources Enterprises Corp.	2
	2120-00001-0	MING JI ELECTRONICS CO., LTD.	3
	L125UC007-CS-H	LUXSHARE PRECISION INDUSTRY CO., LTD.	4
	CUDU01B-HC451-EH	FOXCONN INTERCONNECT TECHNOLOGY LIMITED	5

Note: 1. The EUT is sent from the applicant to TA and the information of the EUT is declared by the applicant.
2. There are more than one Adapter, Battery, Earphone and USB Cable, each one should be applied throughout the compliance test respectively, however, only the worst case (Adapter 1, Battery 2, Earphone 1 and USB Cable 3) will be recorded in this report.

This report shall not be reproduced except in full, without the written approval of TA Technology (Shanghai) Co., Ltd.

3 Applied Standards

According to the specifications of the manufacturer, it must comply with the requirements of the following standards:

Test standards:

FCC CFR47 Part 27 (2021)

FCC CFR47 Part 2 (2021)

Reference standard:

ANSI C63.26 (2015)

KDB 971168 D01 Power Meas License Digital Systems v03r01

This report shall not be reproduced except in full, without the written approval of TA Technology (Shanghai) Co., Ltd.

4 Test Configuration

Radiated measurements are performed by rotating the EUT in three different orthogonal test planes. EUT stand-up position (Z axis), lie-down position (X, Y axis). Receiver antenna polarization (horizontal and vertical), the worst emission was found in position (X axis, horizontal polarization for WCDMA Band (Main Antenna); Z axis, horizontal polarization for LTE Band (Main Antenna); Z axis, horizontal polarization for WCDMA Band (Second Antenna); Z axis, verticalpolarization for LTE Band (Second Antenna)and the worst case was recorded.

All mode and data rates and positions and RB size and modulations were investigated.
Subsequently, only the worst case emissions are reported.
The following testing in WCDMA/LTE is set based on the maximum RF Output Power.
The following testing in different Bandwidth is set to detailin the following table:
Test modes are chosen to be reported as the worst case configuration below:

Test items	Modes/Modulation
	WCDMA Band IV
RF Power Output and Effective Isotropic Radiated Power	RMC/AMR HSDPA/HSUPA DC-HSDPA
Occupied Bandwidth	RMC
Band Edge Compliance	RMC
Peak-to-Average Power Ratio	RMC
Frequency Stability	RMC
Spurious Emissions at Antenna Terminals	RMC
Radiates Spurious Emission	RMC

Test modes are chosen to be reported as the worst case configuration below for LTE Band 4/7/13/17/38/66:

Test items	Modes	Bandwidth (MHz)						Modulation		RB			Test Channel		
		1.4	3	5	10	15	20	QPSK	16QAM	1	50%	100%	L	M	H
RF Power Output and Effective Isotropic Radiated Power	LTE 4	O	O	O	O	O	O	O	O	O	O	O	O	O	O
	LTE 7	-	-	O	O	O	O	O	O	O	O	O	O	O	O
	LTE 13	-	-	O	O	-	-	O	O	O	O	O	O	O	O
	LTE 17	-	-	O	O	-	-	O	O	O	O	O	O	O	O
	LTE 38	-	-	O	O	O	O	O	O	O	O	O	O	O	O
	LTE 66	O	O	O	O	O	O	O	O	O	O	O	O	O	O
Occupied Bandwidth	LTE 4	O	O	O	O	O	O	O	O	-	-	O	O	O	O
	LTE 7	-	-	O	O	O	O	O	O	-	-	O	O	O	O
	LTE 13	-	-	O	O	-	-	O	O	-	-	O	O	O	O

This report shall not be reproduced except in full, without the written approval of TA Technology (Shanghai) Co., Ltd.

	LTE 17	-	-	O	O	-	-	O	O	-	-	O	O	O	O
	LTE 38	-	-	O	O	O	O	O	O	-	-	O	O	O	O
	LTE 66	O	O	O	O	O	O	O	O	-	-	O	O	O	O
Band Edge Compliance	LTE 4	O	O	O	O	O	O	O	O	O	-	O	O	-	O
	LTE 7	-	-	O	O	O	O	O	O	O	-	O	O	-	O
	LTE 13	-	-	O	O	-	-	O	O	O	-	O	O	-	O
	LTE 17	-	-	O	O	-	-	O	O	O	-	O	O	-	O
	LTE 41	-	-	O	O	O	O	O	O	O	-	O	O	-	O
	LTE 66	O	O	O	O	O	O	O	O	O	-	O	O	-	O
Peak-to-Average Power Ratio	LTE 4	O	O	O	O	O	O	O	O	-	-	O	O	O	O
	LTE 7	-	-	O	O	O	O	O	O	-	-	O	O	O	O
	LTE 13	-	-	O	O	-	-	O	O	-	-	O	O	O	O
	LTE 17	-	-	O	O	-	-	O	O	-	-	O	O	O	O
	LTE 38	-	-	O	O	O	O	O	O	-	-	O	O	O	O
	LTE 66	O	O	O	O	O	O	O	O	-	-	O	O	O	O
Frequency Stability	LTE 4	O	O	O	O	O	O	O	O	O	-	-	-	O	-
	LTE 7	-	-	O	O	O	O	O	O	O	-	-	-	O	-
	LTE 13	-	-	O	O	-	-	O	O	O	-	-	-	O	-
	LTE 17	-	-	O	O	-	-	O	O	O	-	-	-	O	-
	LTE 38	-	-	O	O	O	O	O	O	O	-	-	-	O	-
	LTE 66	O	O	O	O	O	O	O	O	O	-	-	-	O	-
Spurious Emissions at Antenna Terminals	LTE 4	O	O	O	O	O	O	O	-	O	-	-	O	O	O
	LTE 7	-	-	O	O	O	O	O	-	O	-	-	O	O	O
	LTE 13	-	-	O	O	-	-	O	-	O	-	-	O	O	O
	LTE 17	-	-	O	O	-	-	O	-	O	-	-	O	O	O
	LTE 38	-	-	O	O	O	O	O	-	O	-	-	O	O	O
	LTE 66	O	O	O	O	O	O	O	-	O	-	-	O	O	O
Radiates Spurious Emission	LTE 4	O	-	O	-	-	O	O	-	O	-	-	-	O	-
	LTE 7	-	-	O	-	-	O	O	-	O	-	-	-	O	-
	LTE 13	-	-	O	O	-	-	O	-	O	-	-	-	O	-
	LTE 17	-	-	O	O	-	-	O	-	O	-	-	-	O	-
	LTE 38	-	-	O	-	-	O	O	-	O	-	-	-	O	-
	LTE 66	O	-	O	-	-	O	O	-	O	-	-	-	O	-
Note	1. The mark “O” means that this configuration is chosen for testing. 2. The mark “-” means that this configuration is not testing.														

This report shall not be reproduced except in full, without the written approval of TA Technology (Shanghai) Co., Ltd.

5 Test Case Results

5.1 RF Power Output and Effective Isotropic Radiated Power

Ambient condition

Temperature	Relative humidity	Pressure
23°C ~25°C	45%~50%	101.5kPa

Methods of Measurement

During the process of the testing, The EUT was connected to the Base Station Simulator with a known loss. The EUT is controlled by the Base Station Simulator test set to ensure max power transmission with proper modulation.
ERP can then be calculated as follows:
EIRP (dBm) = Output Power (dBm) - Losses (dB) + Antenna Gain (dBi)
where:dBd refers to gain relative to an ideal dipole.
EIRP (dBm) = ERP (dBm) + 2.15 (dB.)

Test Setup

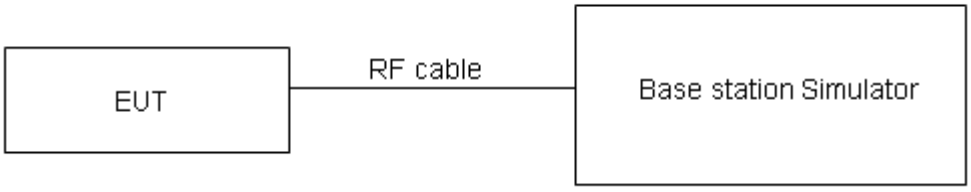

Limits

No specific RF power output requirements in part 2.1046.

Rule Part 27.50(b) (10) specifies that “Portable stations (hand-held devices) transmitting in the 746-757 MHz, 776-788 MHz, and 805-806 MHz bands are limited to 3 watts ERP”
Rule Part 27.50(d) (4) specifies that “Fixed, mobile and portable (hand-held) stations operating in the 1710–1755 MHz band are limited to 1 watt EIRP”
Rule Part 27.50(h) (2) specifies that “Mobile and other user stations. Mobile stations are limited to 2.0 watts EIRP. All user stations are limited to 2.0 watts transmitter output power.”

Part 27.50(b)(10)Limit	≤ 3 W (34.77 dBm)
Part 27.50(d)(4)Limit	≤ 1 W (30 dBm)
Part 27.50(h)(2) Limit	≤ 2 W (33 dBm)

This report shall not be reproduced except in full, without the written approval of TA Technology (Shanghai) Co., Ltd.

Measurement Uncertainty

The assessed measurement uncertainty to ensure 95% confidence level for the normal distribution is with the coverage factor *k* = 2, *U*=0.4 dB for RF power output, *k* = 2, *U*= 1.19 dB for ERP/EIRP.

This report shall not be reproduced except in full, without the written approval of TA Technology (Shanghai) Co., Ltd.

Test Results

WCDMA Band IV		Maximum Output Power (dBm)			Main Antenna EIRP (dBm)			Second Antenna EIRP (dBm)		
		Channel 1312	Channel 1413	Channel 1513	Channel 1312	Channel 1413	Channel 1513	Channel 1312	Channel 1413	Channel 1513
		1712.4 (MHz)	1732.6 (MHz)	1752.6 (MHz)	Channel 1312	Channel 1413	Channel 1513	Channel 1312	Channel 1413	Channel 1513
RMC		23.15	23.16	23.34	21.17	21.18	21.36	22.69	22.70	22.88
AMR		23.17	23.04	23.30	21.19	21.06	21.32	22.71	22.58	22.84
HSDPA	Sub - Test 1	22.87	22.70	22.98	20.89	20.72	21.00	22.41	22.24	22.52
	Sub - Test 2	22.61	22.62	22.90	20.63	20.64	20.92	22.15	22.16	22.44
	Sub - Test 3	22.21	22.18	22.34	20.23	20.20	20.36	21.75	21.72	21.88
	Sub - Test 4	22.25	22.28	22.38	20.27	20.30	20.40	21.79	21.82	21.92
HSUPA	Sub - Test 1	21.63	21.88	21.98	19.65	19.90	20.00	21.17	21.42	21.52
	Sub - Test 2	20.83	20.84	21.04	18.85	18.86	19.06	20.37	20.38	20.58
	Sub - Test 3	20.89	21.02	21.04	18.91	19.04	19.06	20.43	20.56	20.58
	Sub - Test 4	21.13	21.20	21.44	19.15	19.22	19.46	20.67	20.74	20.98
	Sub - Test 5	22.59	22.78	23.00	20.61	20.80	21.02	22.13	22.32	22.54
DC-HSDPA	Sub - Test 1	22.65	22.88	22.98	20.67	20.90	21.00	22.19	22.42	22.52
	Sub - Test 2	22.71	22.88	23.06	20.73	20.90	21.08	22.25	22.42	22.60
	Sub - Test 3	22.41	22.22	22.52	20.43	20.24	20.54	21.95	21.76	22.06
	Sub - Test 4	22.23	22.16	22.48	20.25	20.18	20.50	21.77	21.70	22.02

This report shall not be reproduced except in full, without the written approval of TA Technology (Shanghai) Co., Ltd.

LTE Band 4				Maximum Output Power(dBm)			Main Antenna EIRP (dBm)			Second Antenna EIRP (dBm)		
BW	Modulation	RB size	RB offset	Channel/Frequency(MHz)								
				19957/ 1710.7	20175/ 1732.5	20393/ 1754.3	19957/ 1710.7	20175/ 1732.5	20393/ 1754.3	19957/ 1710.7	20175/ 1732.5	20393/ 1754.3
1.4MHz	QPSK	1	0	23.12	23.49	23.15	21.14	21.51	21.17	22.66	23.03	22.69
		1	2	23.14	23.33	23.15	21.16	21.35	21.17	22.68	22.87	22.69
		1	5	22.65	22.57	22.76	20.67	20.59	20.78	22.19	22.11	22.30
		3	0	22.89	23.63	23.09	20.91	21.65	21.11	22.43	23.17	22.63
		3	2	22.77	23.24	22.91	20.79	21.26	20.93	22.31	22.78	22.45
		3	3	22.65	23.31	23.47	20.67	21.33	21.49	22.19	22.85	23.01
		6	0	21.79	22.20	22.65	19.81	20.22	20.67	21.33	21.74	22.19
	16QAM	1	0	22.32	22.72	22.65	20.34	20.74	20.67	21.86	22.26	22.19
		1	2	22.30	23.03	22.61	20.32	21.05	20.63	21.84	22.57	22.15
		1	5	21.84	22.11	22.13	19.86	20.13	20.15	21.38	21.65	21.67
		3	0	21.95	22.64	22.71	19.97	20.66	20.73	21.49	22.18	22.25
		3	2	21.94	22.20	22.40	19.96	20.22	20.42	21.48	21.74	21.94
		3	3	21.88	22.44	22.57	19.90	20.46	20.59	21.42	21.98	22.11
		6	0	20.99	21.36	21.52	19.01	19.38	19.54	20.53	20.90	21.06
BW	Modulation	RB size	RB offset	Channel/Frequency(MHz)								
				19965/ 1711.5	20175/ 1732.5	20385/ 1753.5	19965/ 1711.5	20175/ 1732.5	20385/ 1753.5	19965/ 1711.5	20175/ 1732.5	20385/ 1753.5
3MHz	QPSK	1	0	23.14	23.53	23.18	21.16	21.55	21.20	22.68	23.07	22.72
		1	7	23.12	23.36	23.19	21.14	21.38	21.21	22.66	22.90	22.73
		1	14	22.68	22.62	22.80	20.70	20.64	20.82	22.22	22.16	22.34
		8	0	21.99	22.75	22.22	20.01	20.77	20.24	21.53	22.29	21.76
		8	4	21.89	22.34	22.03	19.91	20.36	20.05	21.43	21.88	21.57
		8	7	21.75	22.42	22.57	19.77	20.44	20.59	21.29	21.96	22.11
		15	0	21.79	22.24	22.68	19.81	20.26	20.70	21.33	21.78	22.22
	16QAM	1	0	22.35	22.74	22.68	20.37	20.76	20.70	21.89	22.28	22.22
		1	7	22.33	23.03	22.65	20.35	21.05	20.67	21.87	22.57	22.19
		1	14	21.86	22.15	22.16	19.88	20.17	20.18	21.40	21.69	21.70
		8	0	21.06	21.77	21.83	19.08	19.79	19.85	20.60	21.31	21.37
		8	4	21.05	21.33	21.52	19.07	19.35	19.54	20.59	20.87	21.06
		8	7	20.98	21.56	21.70	19.00	19.58	19.72	20.52	21.10	21.24
		15	0	21.02	21.40	21.55	19.04	19.42	19.57	20.56	20.94	21.09
BW	Modulation	RB size	RB offset	Channel/Frequency(MHz)								
				19975/	20175/	20375/	19975/	20175/	20375/	19975/	20175/	20375/

This report shall not be reproduced except in full, without the written approval of TA Technology (Shanghai) Co., Ltd.

				1712.5	1732.5	1752.5	1712.5	1732.5	1752.5	1712.5	1732.5	1752.5
5MHz	QPSK	1	0	23.11	23.51	23.14	21.13	21.53	21.16	22.65	23.05	22.68
		1	13	23.10	23.32	23.16	21.12	21.34	21.18	22.64	22.86	22.70
		1	24	22.65	22.57	22.76	20.67	20.59	20.78	22.19	22.11	22.30
		12	0	21.96	22.70	22.18	19.98	20.72	20.20	21.50	22.24	21.72
		12	6	21.87	22.30	21.98	19.89	20.32	20.00	21.41	21.84	21.52
		12	13	21.73	22.40	22.53	19.75	20.42	20.55	21.27	21.94	22.07
		25	0	21.79	22.23	22.66	19.81	20.25	20.68	21.33	21.77	22.20
	16QAM	1	0	22.32	22.70	22.65	20.34	20.72	20.67	21.86	22.24	22.19
		1	13	22.30	23.01	22.62	20.32	21.03	20.64	21.84	22.55	22.16
		1	24	21.83	22.13	22.12	19.85	20.15	20.14	21.37	21.67	21.66
		12	0	21.04	21.73	21.80	19.06	19.75	19.82	20.58	21.27	21.34
		12	6	21.02	21.28	21.48	19.04	19.30	19.50	20.56	20.82	21.02
		12	13	20.95	21.51	21.66	18.97	19.53	19.68	20.49	21.05	21.20
		25	0	21.00	21.36	21.50	19.02	19.38	19.52	20.54	20.90	21.04
BW	Modulation	RB size	RB offset	Channel/Frequency(MHz)								
				20000/ 1715	20175/ 1732.5	20350/ 1750	20000/ 1715	20175/ 1732.5	20350/ 1750	20000/ 1715	20175/ 1732.5	20350/ 1750
10MHz	QPSK	1	0	23.13	23.52	23.17	21.15	21.54	21.19	22.67	23.06	22.71
		1	25	23.13	23.37	23.20	21.15	21.39	21.22	22.67	22.91	22.74
		1	49	22.67	22.61	22.79	20.69	20.63	20.81	22.21	22.15	22.33
		25	0	21.99	22.75	22.22	20.01	20.77	20.24	21.53	22.29	21.76
		25	13	21.90	22.35	22.02	19.92	20.37	20.04	21.44	21.89	21.56
		25	25	21.75	22.44	22.58	19.77	20.46	20.60	21.29	21.98	22.12
		50	0	21.83	22.25	22.70	19.85	20.27	20.72	21.37	21.79	22.24
	16QAM	1	0	22.34	22.73	22.67	20.36	20.75	20.69	21.88	22.27	22.21
		1	25	22.33	23.05	22.65	20.35	21.07	20.67	21.87	22.59	22.19
		1	49	21.86	22.15	22.15	19.88	20.17	20.17	21.40	21.69	21.69
		25	0	21.07	21.78	21.84	19.09	19.80	19.86	20.61	21.32	21.38
		25	13	21.04	21.32	21.51	19.06	19.34	19.53	20.58	20.86	21.05
		25	25	20.98	21.56	21.70	19.00	19.58	19.72	20.52	21.10	21.24
		50	0	21.03	21.41	21.54	19.05	19.43	19.56	20.57	20.95	21.08
BW	Modulation	RB size	RB offset	Channel/Frequency(MHz)								
				20025/ 1717.5	20175/ 1732.5	20325/ 1747.5	20025/ 1717.5	20175/ 1732.5	20325/ 1747.5	20025/ 1717.5	20175/ 1732.5	20325/ 1747.5
15MHz	QPSK	1	0	23.12	23.48	23.15	21.14	21.50	21.17	22.66	23.02	22.69
		1	38	23.11	23.36	23.17	21.13	21.38	21.19	22.65	22.90	22.71

This report shall not be reproduced except in full, without the written approval of TA Technology (Shanghai) Co., Ltd.

		1	74	22.64	22.56	22.75	20.66	20.58	20.77	22.18	22.10	22.29
		36	0	21.97	22.71	22.19	19.99	20.73	20.21	21.51	22.25	21.73
		36	18	21.87	22.30	21.98	19.89	20.32	20.00	21.41	21.84	21.52
		36	39	21.72	22.41	22.54	19.74	20.43	20.56	21.26	21.95	22.08
		75	0	21.81	22.21	22.65	19.83	20.23	20.67	21.35	21.75	22.19
	16QAM	1	0	22.29	22.71	22.65	20.31	20.73	20.67	21.83	22.25	22.19
		1	38	22.31	23.02	22.63	20.33	21.04	20.65	21.85	22.56	22.17
		1	74	21.83	22.11	22.12	19.85	20.13	20.14	21.37	21.65	21.66
		36	0	21.04	21.76	21.81	19.06	19.78	19.83	20.58	21.30	21.35
		36	18	21.01	21.27	21.47	19.03	19.29	19.49	20.55	20.81	21.01
		36	39	20.96	21.52	21.67	18.98	19.54	19.69	20.50	21.06	21.21
		75	0	21.00	21.36	21.50	19.02	19.38	19.52	20.54	20.90	21.04
BW	Modulation	RB size	RB offset	Channel/Frequency(MHz)								
				20050/ 1720	20175/ 1732.5	20300/ 1745	20050/ 1720	20175/ 1732.5	20300/ 1745	20050/ 1720	20175/ 1732.5	20300/ 1745
20MHz	QPSK	1	0	23.09	23.44	23.12	21.11	21.46	21.14	22.63	22.98	22.66
		1	50	23.10	23.32	23.15	21.12	21.34	21.17	22.64	22.86	22.69
		1	99	22.62	22.55	22.72	20.64	20.57	20.74	22.16	22.09	22.26
		50	0	21.94	22.66	22.15	19.96	20.68	20.17	21.48	22.20	21.69
		50	25	21.85	22.26	21.95	19.87	20.28	19.97	21.39	21.80	21.49
		50	50	21.69	22.36	22.50	19.71	20.38	20.52	21.23	21.90	22.04
		100	0	21.78	22.16	22.61	19.80	20.18	20.63	21.32	21.70	22.15
	16QAM	1	0	22.12	22.67	22.60	20.14	20.69	20.62	21.66	22.21	22.14
		1	50	22.27	23.00	22.59	20.29	21.02	20.61	21.81	22.54	22.13
		1	99	21.81	22.08	22.10	19.83	20.10	20.12	21.35	21.62	21.64
		50	0	21.01	21.72	21.78	19.03	19.74	19.80	20.55	21.26	21.32
		50	25	20.98	21.25	21.44	19.00	19.27	19.46	20.52	20.79	20.98
		50	50	20.93	21.47	21.63	18.95	19.49	19.65	20.47	21.01	21.17
		100	0	20.98	21.32	21.47	19.00	19.34	19.49	20.52	20.86	21.01

LTE Band 7				Maximum Output Power(dBm)			Main Antenna EIRP (dBm)			Second Antenna EIRP (dBm)		
BW	Modulation	RB size	RB offset	Channel/Frequency(MHz)								
				20775/ 2502.5	21100/ 2535	21425/ 2567.5	20775/ 2502.5	21100/ 2535	21425/ 2567.5	20775/ 2502.5	21100/ 2535	21425/ 2567.5
5MHz	QPSK	1	0	22.17	22.12	21.95	22.35	22.30	22.13	22.69	22.64	22.47
		1	13	22.32	22.15	22.09	22.50	22.33	22.27	22.84	22.67	22.61

This report shall not be reproduced except in full, without the written approval of TA Technology (Shanghai) Co., Ltd.

		1	24	22.17	21.96	22.01	22.35	22.14	22.19	22.69	22.48	22.53
		12	0	21.36	21.40	21.53	21.54	21.58	21.71	21.88	21.92	22.05
		12	6	21.75	21.59	21.53	21.93	21.77	21.71	22.27	22.11	22.05
		12	13	21.99	21.54	21.49	22.17	21.72	21.67	22.51	22.06	22.01
		25	0	21.71	21.90	21.55	21.89	22.08	21.73	22.23	22.42	22.07
	16QAM	1	0	22.03	21.77	21.61	22.21	21.95	21.79	22.55	22.29	22.13
		1	13	22.01	22.04	21.76	22.19	22.22	21.94	22.53	22.56	22.28
		1	24	21.75	22.03	21.40	21.93	22.21	21.58	22.27	22.55	21.92
		12	0	20.84	20.89	20.86	21.02	21.07	21.04	21.36	21.41	21.38
		12	6	20.56	20.73	20.57	20.74	20.91	20.75	21.08	21.25	21.09
		12	13	20.79	20.99	20.70	20.97	21.17	20.88	21.31	21.51	21.22
		25	0	20.66	20.70	20.70	20.84	20.88	20.88	21.18	21.22	21.22
BW	Modulation	RB size	RB offset	Channel/Frequency(MHz)								
				20800/2505	21100/2535	21400/2565	20800/2505	21100/2535	21400/2565	20800/2505	21100/2535	21400/2565
10MHz	QPSK	1	0	22.19	22.13	21.98	22.37	22.31	22.16	22.71	22.65	22.50
		1	25	22.35	22.20	22.13	22.53	22.38	22.31	22.87	22.72	22.65
		1	49	22.19	22.00	22.04	22.37	22.18	22.22	22.71	22.52	22.56
		25	0	21.39	21.45	21.57	21.57	21.63	21.75	21.91	21.97	22.09
		25	13	21.78	21.64	21.57	21.96	21.82	21.75	22.30	22.16	22.09
		25	25	22.01	21.58	21.54	22.19	21.76	21.72	22.53	22.10	22.06
		50	0	21.75	21.92	21.59	21.93	22.10	21.77	22.27	22.44	22.11
	16QAM	1	0	22.05	21.80	21.63	22.23	21.98	21.81	22.57	22.32	22.15
		1	25	22.04	22.08	21.79	22.22	22.26	21.97	22.56	22.60	22.31
		1	49	21.78	22.05	21.43	21.96	22.23	21.61	22.30	22.57	21.95
		25	0	20.87	20.94	20.90	21.05	21.12	21.08	21.39	21.46	21.42
		25	13	20.58	20.77	20.60	20.76	20.95	20.78	21.10	21.29	21.12
		25	25	20.82	21.04	20.74	21.00	21.22	20.92	21.34	21.56	21.26
		50	0	20.69	20.75	20.74	20.87	20.93	20.92	21.21	21.27	21.26
BW	Modulation	RB size	RB offset	Channel/Frequency(MHz)								
				20825/2507.5	21100/2535	21375/2562.5	20825/2507.5	21100/2535	21375/2562.5	20825/2507.5	21100/2535	21375/2562.5
15MHz	QPSK	1	0	22.19	22.09	21.96	22.37	22.27	22.14	22.71	22.61	22.48
		1	38	22.33	22.19	22.10	22.51	22.37	22.28	22.85	22.71	22.62
		1	74	22.16	21.95	22.00	22.34	22.13	22.18	22.68	22.47	22.52
		36	0	21.37	21.41	21.54	21.55	21.59	21.72	21.89	21.93	22.06
		36	18	21.75	21.59	21.53	21.93	21.77	21.71	22.27	22.11	22.05

This report shall not be reproduced except in full, without the written approval of TA Technology (Shanghai) Co., Ltd.

		36	39	21.98	21.55	21.50	22.16	21.73	21.68	22.50	22.07	22.02
		75	0	21.73	21.88	21.54	21.91	22.06	21.72	22.25	22.40	22.06
	16QAM	1	0	22.00	21.78	21.61	22.18	21.96	21.79	22.52	22.30	22.13
		1	38	22.02	22.05	21.77	22.20	22.23	21.95	22.54	22.57	22.29
		1	74	21.75	22.01	21.40	21.93	22.19	21.58	22.27	22.53	21.92
		36	0	20.84	20.92	20.87	21.02	21.10	21.05	21.36	21.44	21.39
		36	18	20.55	20.72	20.56	20.73	20.90	20.74	21.07	21.24	21.08
		36	39	20.80	21.00	20.71	20.98	21.18	20.89	21.32	21.52	21.23
		75	0	20.66	20.70	20.70	20.84	20.88	20.88	21.18	21.22	21.22
BW	Modulation	RB size	RB offset	Channel/Frequency(MHz)								
				20850/ 2510	21100/ 2535	21350/ 2560	20850/ 2510	21100/ 2535	21350/ 2560	20850/ 2510	21100/ 2535	21350/ 2560
20MHz	QPSK	1	0	22.15	22.05	21.93	22.33	22.23	22.11	22.67	22.57	22.45
		1	50	22.32	22.15	22.08	22.50	22.33	22.26	22.84	22.67	22.60
		1	99	22.14	21.94	21.97	22.32	22.12	22.15	22.66	22.46	22.49
		50	0	21.34	21.36	21.50	21.52	21.54	21.68	21.86	21.88	22.02
		50	25	21.73	21.55	21.50	21.91	21.73	21.68	22.25	22.07	22.02
		50	50	21.95	21.50	21.46	22.13	21.68	21.64	22.47	22.02	21.98
		100	0	21.70	21.83	21.50	21.88	22.01	21.68	22.22	22.35	22.02
	16QAM	1	0	21.91	21.74	21.56	22.09	21.92	21.74	22.43	22.26	22.08
		1	50	21.98	22.03	21.73	22.16	22.21	21.91	22.50	22.55	22.25
		1	99	21.73	21.98	21.38	21.91	22.16	21.56	22.25	22.50	21.90
		50	0	20.81	20.88	20.84	20.99	21.06	21.02	21.33	21.40	21.36
		50	25	20.52	20.70	20.53	20.70	20.88	20.71	21.04	21.22	21.05
		50	50	20.77	20.95	20.67	20.95	21.13	20.85	21.29	21.47	21.19
		100	0	20.64	20.66	20.67	20.82	20.84	20.85	21.16	21.18	21.19

LTE Band 13				Maximum Output Power(dBm)			ERP (dBm)		
BW	Modulation	RB size	RB offset	Channel/Frequency(MHz)					
				23205/ 779.5	23230/ 782	23255/ 784.5	23205/ 779.5	23230/ 782	23255/ 784.5
5MHz	QPSK	1	0	23.59	23.54	23.67	17.44	17.39	17.52
		1	13	23.49	23.47	23.55	17.34	17.32	17.40
		1	24	23.35	23.29	23.41	17.20	17.14	17.26
		12	0	22.37	22.32	22.42	16.22	16.17	16.27
		12	6	22.51	22.47	22.59	16.36	16.32	16.44

This report shall not be reproduced except in full, without the written approval of TA Technology (Shanghai) Co., Ltd.

		12	13	22.54	22.48	22.61	16.39	16.33	16.46
		25	0	22.51	22.50	22.59	16.36	16.35	16.44
	16QAM	1	0	22.84	22.60	22.92	16.69	16.45	16.77
		1	13	22.82	22.76	22.88	16.67	16.61	16.73
		1	24	22.29	22.24	22.35	16.14	16.09	16.20
		12	0	21.41	21.36	21.46	15.26	15.21	15.31
		12	6	21.61	21.54	21.69	15.46	15.39	15.54
		12	13	21.51	21.46	21.58	15.36	15.31	15.43
		25	0	21.52	21.48	21.60	15.37	15.33	15.45
BW	Modulation	RB size	RB offset	Channel/Frequency(MHz)					
				/	23230/782	/	/	23230/782	/
10MHz	QPSK	1	0	/	23.47	/	/	17.32	/
		1	25	/	23.44	/	/	17.29	/
		1	49	/	23.22	/	/	17.07	/
		25	0	/	22.27	/	/	16.12	/
		25	13	/	22.38	/	/	16.23	/
		25	25	/	22.39	/	/	16.24	/
		50	0	/	22.42	/	/	16.27	/
	16QAM	1	0	/	22.53	/	/	16.38	/
		1	25	/	22.73	/	/	16.58	/
		1	49	/	22.17	/	/	16.02	/
		25	0	/	21.31	/	/	15.16	/
		25	13	/	21.46	/	/	15.31	/
		25	25	/	21.37	/	/	15.22	/
		50	0	/	21.40	/	/	15.25	/

LTE Band 38				Maximum Output Power(dBm)			Main Antenna EIRP (dBm)			Second Antenna EIRP (dBm)		
BW	Modulation	RB size	RB offset	Channel/Frequency(MHz)								
				37775/2572.5	38000/2595	38225/2617.5	37775/2572.5	38000/2595	38225/2617.5	37775/2572.5	38000/2595	38225/2617.5
5MHz	QPSK	1	0	23.21	23.08	23.08	22.65	22.52	22.52	23.42	23.29	23.29
		1	13	23.30	23.01	23.28	22.74	22.45	22.72	23.51	23.22	23.49
		1	24	23.05	22.98	23.08	22.49	22.42	22.52	23.26	23.19	23.29
		12	0	22.35	22.13	22.17	21.79	21.57	21.61	22.56	22.34	22.38
		12	6	22.29	22.15	22.24	21.73	21.59	21.68	22.50	22.36	22.45

This report shall not be reproduced except in full, without the written approval of TA Technology (Shanghai) Co., Ltd.

		12	13	22.27	22.10	22.12	21.71	21.54	21.56	22.48	22.31	22.33
		25	0	22.25	22.15	22.13	21.69	21.59	21.57	22.46	22.36	22.34
	16QAM	1	0	22.50	22.35	22.28	21.94	21.79	21.72	22.71	22.56	22.49
		1	13	22.48	22.38	22.41	21.92	21.82	21.85	22.69	22.59	22.62
		1	24	22.29	22.07	22.20	21.73	21.51	21.64	22.50	22.28	22.41
		12	0	21.37	21.19	21.20	20.81	20.63	20.64	21.58	21.40	21.41
		12	6	21.41	21.21	21.28	20.85	20.65	20.72	21.62	21.42	21.49
		12	13	21.26	21.16	21.18	20.70	20.60	20.62	21.47	21.37	21.39
		25	0	21.33	21.18	21.15	20.77	20.62	20.59	21.54	21.39	21.36
BW	Modulation	RB size	RB offset	Channel/Frequency(MHz)								
				37800/ 2575	38000/ 2595	38200/ 2615	37800/ 2575	38000/ 2595	38200/ 2615	37800/ 2575	38000/ 2595	38200/ 2615
10MHz	QPSK	1	0	23.23	23.09	23.11	22.67	22.53	22.55	23.44	23.30	23.32
		1	25	23.33	23.06	23.32	22.77	22.50	22.76	23.54	23.27	23.53
		1	49	23.07	23.02	23.11	22.51	22.46	22.55	23.28	23.23	23.32
		25	0	22.38	22.18	22.21	21.82	21.62	21.65	22.59	22.39	22.42
		25	13	22.32	22.20	22.28	21.76	21.64	21.72	22.53	22.41	22.49
		25	25	22.29	22.14	22.17	21.73	21.58	21.61	22.50	22.35	22.38
		50	0	22.29	22.17	22.17	21.73	21.61	21.61	22.50	22.38	22.38
	16QAM	1	0	22.52	22.38	22.30	21.96	21.82	21.74	22.73	22.59	22.51
		1	25	22.51	22.42	22.44	21.95	21.86	21.88	22.72	22.63	22.65
		1	49	22.32	22.09	22.23	21.76	21.53	21.67	22.53	22.30	22.44
		25	0	21.40	21.24	21.24	20.84	20.68	20.68	21.61	21.45	21.45
		25	13	21.43	21.25	21.31	20.87	20.69	20.75	21.64	21.46	21.52
		25	25	21.29	21.21	21.22	20.73	20.65	20.66	21.50	21.42	21.43
		50	0	21.36	21.23	21.19	20.80	20.67	20.63	21.57	21.44	21.40
BW	Modulation	RB size	RB offset	Channel/Frequency(MHz)								
				37825/ 2577.5	38000/ 2595	38175/ 2612.5	37825/ 2577.5	38000/ 2595	38175/ 2612.5	37825/ 2577.5	38000/ 2595	38175/ 2612.5
15MHz	QPSK	1	0	23.22	23.05	23.09	22.66	22.49	22.53	23.43	23.26	23.30
		1	38	23.31	23.05	23.29	22.75	22.49	22.73	23.52	23.26	23.50
		1	74	23.04	22.97	23.07	22.48	22.41	22.51	23.25	23.18	23.28
		36	0	22.36	22.14	22.18	21.80	21.58	21.62	22.57	22.35	22.39
		36	18	22.29	22.15	22.24	21.73	21.59	21.68	22.50	22.36	22.45
		36	39	22.26	22.11	22.13	21.70	21.55	21.57	22.47	22.32	22.34
		75	0	22.27	22.13	22.12	21.71	21.57	21.56	22.48	22.34	22.33
	16QAM	1	0	22.47	22.36	22.28	21.91	21.80	21.72	22.68	22.57	22.49

This report shall not be reproduced except in full, without the written approval of TA Technology (Shanghai) Co., Ltd.

		1	38	22.49	22.39	22.42	21.93	21.83	21.86	22.70	22.60	22.63
		1	74	22.29	22.05	22.20	21.73	21.49	21.64	22.50	22.26	22.41
		36	0	21.37	21.22	21.21	20.81	20.66	20.65	21.58	21.43	21.42
		36	18	21.40	21.20	21.27	20.84	20.64	20.71	21.61	21.41	21.48
		36	39	21.27	21.17	21.19	20.71	20.61	20.63	21.48	21.38	21.40
		75	0	21.33	21.18	21.15	20.77	20.62	20.59	21.54	21.39	21.36
BW	Modulation	RB size	RB offset	Channel/Frequency(MHz)								
				37850/ 2580	38000/ 2595	38150/ 2610	37850/ 2580	38000/ 2595	38150/ 2610	37850/ 2580	38000/ 2595	38150/ 2610
20MHz	QPSK	1	0	23.19	23.01	23.06	22.63	22.45	22.50	23.40	23.22	23.27
		1	50	23.30	23.01	23.27	22.74	22.45	22.71	23.51	23.22	23.48
		1	99	23.02	22.96	23.04	22.46	22.40	22.48	23.23	23.17	23.25
		50	0	22.33	22.09	22.14	21.77	21.53	21.58	22.54	22.30	22.35
		50	25	22.27	22.11	22.21	21.71	21.55	21.65	22.48	22.32	22.42
		50	50	22.23	22.06	22.09	21.67	21.50	21.53	22.44	22.27	22.30
		100	0	22.24	22.08	22.08	21.68	21.52	21.52	22.45	22.29	22.29
	16QAM	1	0	22.41	22.32	22.23	21.85	21.76	21.67	22.62	22.53	22.44
		1	50	22.45	22.37	22.38	21.89	21.81	21.82	22.66	22.58	22.59
		1	99	22.27	22.02	22.18	21.71	21.46	21.62	22.48	22.23	22.39
		50	0	21.34	21.18	21.18	20.78	20.62	20.62	21.55	21.39	21.39
		50	25	21.37	21.18	21.24	20.81	20.62	20.68	21.58	21.39	21.45
		50	50	21.24	21.12	21.15	20.68	20.56	20.59	21.45	21.33	21.36
		100	0	21.31	21.14	21.12	20.75	20.58	20.56	21.52	21.35	21.33

LTE Band 66				Maximum Output Power(dBm)			Main Antenna EIRP (dBm)			Second Antenna EIRP (dBm)		
BW	Modulation	RB size	RB offset	Channel/Frequency(MHz)								
				131979/ 1710.7	132322/ 1745	132665/ 1779.3	131979/ 1710.7	132322/ 1745	132665/ 1779.3	131979/ 1710.7	132322/ 1745	132665/ 1779.3
1.4MHz	QPSK	1	0	23.58	23.32	23.39	21.60	21.34	21.41	23.12	22.86	22.93
		1	2	23.60	23.33	23.29	21.62	21.35	21.31	23.14	22.87	22.83
		1	5	22.80	22.66	22.60	20.82	20.68	20.62	22.34	22.20	22.14
		3	0	23.48	23.18	23.28	21.50	21.20	21.30	23.02	22.72	22.82
		3	2	23.44	23.33	23.31	21.46	21.35	21.33	22.98	22.87	22.85
		3	3	23.14	22.90	23.20	21.16	20.92	21.22	22.68	22.44	22.74
		6	0	22.45	22.22	22.56	20.47	20.24	20.58	21.99	21.76	22.10
	16QAM	1	0	22.75	22.94	23.04	20.77	20.96	21.06	22.29	22.48	22.58

This report shall not be reproduced except in full, without the written approval of TA Technology (Shanghai) Co., Ltd.

		1	2	22.73	22.78	22.83	20.75	20.80	20.85	22.27	22.32	22.37
		1	5	21.88	21.99	21.97	19.90	20.01	19.99	21.42	21.53	21.51
		3	0	22.38	22.32	22.25	20.40	20.34	20.27	21.92	21.86	21.79
		3	2	22.41	22.47	22.40	20.43	20.49	20.42	21.95	22.01	21.94
		3	3	22.18	22.08	22.01	20.20	20.10	20.03	21.72	21.62	21.55
		6	0	21.27	21.39	21.36	19.29	19.41	19.38	20.81	20.93	20.90
BW	Modulation	RB size	RB offset	Channel/Frequency(MHz)								
				131987/ 1711.5	132322/ 1745	132657/ 1778.5	131987/ 1711.5	132322/ 1745	132657/ 1778.5	131987/ 1711.5	132322/ 1745	132657/ 1778.5
3MHz	QPSK	1	0	23.60	23.36	23.42	21.62	21.38	21.44	23.14	22.90	22.96
		1	7	23.58	23.36	23.33	21.60	21.38	21.35	23.12	22.90	22.87
		1	14	22.83	22.71	22.64	20.85	20.73	20.66	22.37	22.25	22.18
		8	0	22.58	22.30	22.41	20.60	20.32	20.43	22.12	21.84	21.95
		8	4	22.56	22.43	22.43	20.58	20.45	20.45	22.10	21.97	21.97
		8	7	22.24	22.01	22.30	20.26	20.03	20.32	21.78	21.55	21.84
		15	0	22.45	22.26	22.59	20.47	20.28	20.61	21.99	21.80	22.13
	16QAM	1	0	22.78	22.96	23.07	20.80	20.98	21.09	22.32	22.50	22.61
		1	7	22.76	22.78	22.87	20.78	20.80	20.89	22.30	22.32	22.41
		1	14	21.90	22.03	22.00	19.92	20.05	20.02	21.44	21.57	21.54
		8	0	21.49	21.45	21.37	19.51	19.47	19.39	21.03	20.99	20.91
		8	4	21.52	21.60	21.52	19.54	19.62	19.54	21.06	21.14	21.06
		8	7	21.28	21.20	21.14	19.30	19.22	19.16	20.82	20.74	20.68
		15	0	21.30	21.43	21.39	19.32	19.45	19.41	20.84	20.97	20.93
BW	Modulation	RB size	RB offset	Channel/Frequency(MHz)								
				131997/ 1712.5	132322/ 1745	132647/ 1777.5	131997/ 1712.5	132322/ 1745	132647/ 1777.5	131997/ 1712.5	132322/ 1745	132647/ 1777.5
5MHz	QPSK	1	0	23.57	23.34	23.38	21.59	21.36	21.40	23.11	22.88	22.92
		1	13	23.56	23.32	23.30	21.58	21.34	21.32	23.10	22.86	22.84
		1	24	22.80	22.66	22.60	20.82	20.68	20.62	22.34	22.20	22.14
		12	0	22.55	22.25	22.37	20.57	20.27	20.39	22.09	21.79	21.91
		12	6	22.54	22.39	22.38	20.56	20.41	20.40	22.08	21.93	21.92
		12	13	22.22	21.99	22.26	20.24	20.01	20.28	21.76	21.53	21.80
		25	0	22.45	22.25	22.57	20.47	20.27	20.59	21.99	21.79	22.11
	16QAM	1	0	22.75	22.92	23.04	20.77	20.94	21.06	22.29	22.46	22.58
		1	13	22.73	22.76	22.84	20.75	20.78	20.86	22.27	22.30	22.38
		1	24	21.87	22.01	21.96	19.89	20.03	19.98	21.41	21.55	21.50
		12	0	21.47	21.41	21.34	19.49	19.43	19.36	21.01	20.95	20.88

This report shall not be reproduced except in full, without the written approval of TA Technology (Shanghai) Co., Ltd.

		12	6	21.49	21.55	21.48	19.51	19.57	19.50	21.03	21.09	21.02
		12	13	21.25	21.15	21.10	19.27	19.17	19.12	20.79	20.69	20.64
		25	0	21.28	21.39	21.34	19.30	19.41	19.36	20.82	20.93	20.88
BW	Modulation	RB size	RB offset	Channel/Frequency(MHz)								
				132022/ 1715	132322/ 1745	132622/ 1775	132022/ 1715	132322/ 1745	132622/ 1775	132022/ 1715	132322/ 1745	132622/ 1775
10MHz	QPSK	1	0	23.59	23.35	23.41	21.61	21.37	21.43	23.13	22.89	22.95
		1	25	23.59	23.37	23.34	21.61	21.39	21.36	23.13	22.91	22.88
		1	49	22.82	22.70	22.63	20.84	20.72	20.65	22.36	22.24	22.17
		25	0	22.58	22.30	22.41	20.60	20.32	20.43	22.12	21.84	21.95
		25	13	22.57	22.44	22.42	20.59	20.46	20.44	22.11	21.98	21.96
		25	25	22.24	22.03	22.31	20.26	20.05	20.33	21.78	21.57	21.85
		50	0	22.49	22.27	22.61	20.51	20.29	20.63	22.03	21.81	22.15
	16QAM	1	0	22.77	22.95	23.06	20.79	20.97	21.08	22.31	22.49	22.60
		1	25	22.76	22.80	22.87	20.78	20.82	20.89	22.30	22.34	22.41
		1	49	21.90	22.03	21.99	19.92	20.05	20.01	21.44	21.57	21.53
		25	0	21.50	21.46	21.38	19.52	19.48	19.40	21.04	21.00	20.92
		25	13	21.51	21.59	21.51	19.53	19.61	19.53	21.05	21.13	21.05
		25	25	21.28	21.20	21.14	19.30	19.22	19.16	20.82	20.74	20.68
		50	0	21.31	21.44	21.38	19.33	19.46	19.40	20.85	20.98	20.92
BW	Modulation	RB size	RB offset	Channel/Frequency(MHz)								
				132047/ 1717.5	132322/ 1745	132597/ 1772.5	132047/ 1717.5	132322/ 1745	132597/ 1772.5	132047/ 1717.5	132322/ 1745	132597/ 1772.5
15MHz	QPSK	1	0	23.58	23.31	23.39	21.60	21.33	21.41	23.12	22.85	22.93
		1	38	23.57	23.36	23.31	21.59	21.38	21.33	23.11	22.90	22.85
		1	74	22.79	22.65	22.59	20.81	20.67	20.61	22.33	22.19	22.13
		36	0	22.56	22.26	22.38	20.58	20.28	20.40	22.10	21.80	21.92
		36	18	22.54	22.39	22.38	20.56	20.41	20.40	22.08	21.93	21.92
		36	39	22.21	22.00	22.27	20.23	20.02	20.29	21.75	21.54	21.81
		75	0	22.47	22.23	22.56	20.49	20.25	20.58	22.01	21.77	22.10
	16QAM	1	0	22.72	22.93	23.04	20.74	20.95	21.06	22.26	22.47	22.58
		1	38	22.74	22.77	22.85	20.76	20.79	20.87	22.28	22.31	22.39
		1	74	21.87	21.99	21.96	19.89	20.01	19.98	21.41	21.53	21.50
		36	0	21.47	21.44	21.35	19.49	19.46	19.37	21.01	20.98	20.89
		36	18	21.48	21.54	21.47	19.50	19.56	19.49	21.02	21.08	21.01
		36	39	21.26	21.16	21.11	19.28	19.18	19.13	20.80	20.70	20.65
		75	0	21.28	21.39	21.34	19.30	19.41	19.36	20.82	20.93	20.88

This report shall not be reproduced except in full, without the written approval of TA Technology (Shanghai) Co., Ltd.

BW	Modulation	RB size	RB offset	Channel/Frequency(MHz)								
				132072/ 1720	132322/ 1745	132572/ 1770	132072/ 1720	132322/ 1745	132572/ 1770	132072/ 1720	132322/ 1745	132572/ 1770
20MHz	QPSK	1	0	23.55	23.27	23.36	21.57	21.29	21.38	23.09	22.81	22.90
		1	50	23.56	23.32	23.29	21.58	21.34	21.31	23.10	22.86	22.83
		1	99	22.77	22.64	22.56	20.79	20.66	20.58	22.31	22.18	22.10
		50	0	22.53	22.21	22.34	20.55	20.23	20.36	22.07	21.75	21.88
		50	25	22.52	22.35	22.55	20.54	20.37	20.57	22.06	21.89	22.09
		50	50	22.18	21.95	22.23	20.20	19.97	20.25	21.72	21.49	21.77
		100	0	22.44	22.18	22.52	20.46	20.20	20.54	21.98	21.72	22.06
	16QAM	1	0	22.76	22.89	22.99	20.78	20.91	21.01	22.30	22.43	22.53
		1	50	22.70	22.75	22.81	20.72	20.77	20.83	22.24	22.29	22.35
		1	99	21.85	21.96	21.94	19.87	19.98	19.96	21.39	21.50	21.48
		50	0	21.44	21.40	21.32	19.46	19.42	19.34	20.98	20.94	20.86
		50	25	21.45	21.52	21.44	19.47	19.54	19.46	20.99	21.06	20.98
		50	50	21.23	21.11	21.07	19.25	19.13	19.09	20.77	20.65	20.61
		100	0	21.26	21.35	21.31	19.28	19.37	19.33	20.80	20.89	20.85

This report shall not be reproduced except in full, without the written approval of TA Technology (Shanghai) Co., Ltd.

5.2 Occupied Bandwidth

Ambient condition

Temperature	Relative humidity	Pressure
23°C ~25°C	45%~50%	101.5kPa

Method of Measurement

The EUT was connected to Spectrum Analyzer and Base Station Simulator via power Splitter. The occupied bandwidth is measured using spectrum analyzer.
RBW is set to ⩾1%EBW, VBW is set to 3x RBW.
99% power and -26dBc occupied bandwidths are recorded. Spectrum analyzer plots are included on the following pages.

Test Setup

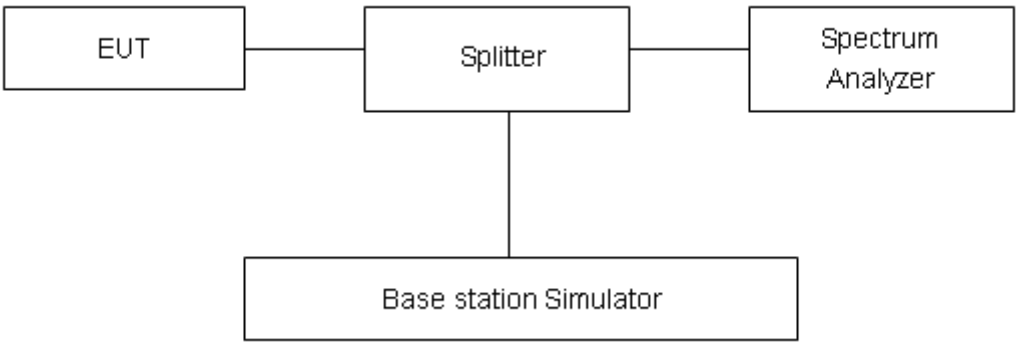

Limits

No specific occupied bandwidth requirements in part 2.1049.

Measurement Uncertainty

The assessed measurement uncertainty to ensure 95% confidence level for the normal distribution is with the coverage factor k = 2, U=624Hz.

This report shall not be reproduced except in full, without the written approval of TA Technology (Shanghai) Co., Ltd.

Test Result

Mode	Channel	Frequency (MHz)	99% Power Bandwidth (MHz)	-26dBc Bandwidth(MHz)
WCDMA Band IV (RMC)	1312	1712.4	4.140	4.694
	1413	1732.6	4.140	4.687
	1513	1752.6	4.118	4.682

LTE Band 4						
RB	Modulation	Bandwidth (MHz)	Channel	Frequency (MHz)	99% Power Bandwidth(MHz)	-26dBc Bandwidth(MHz)
1	QPSK	1.4	19957	1710.7	0.264	0.393
			20175	1732.5	0.270	0.393
			20393	1754.3	0.267	0.423
		3	19965	1711.5	0.349	0.485
			20175	1732.5	0.341	0.475
			20385	1753.5	0.329	0.473
		5	19975	1712.5	0.466	0.695
			20175	1732.5	0.459	0.662
			20375	1752.5	0.480	0.719
		10	20000	1715	0.708	0.997
			20175	1732.5	0.674	0.946
			20350	1750	0.708	1.015
		15	20025	1717.5	0.989	1.482
			20175	1732.5	0.999	1.418
			20325	1747.5	1.046	1.436
		20	20050	1720	1.359	1.869
			20175	1732.5	1.332	1.926
			20300	1745	1.376	1.942
	16QAM	1.4	19957	1710.7	0.267	0.393
			20175	1732.5	0.272	0.405
			20393	1754.3	0.267	0.401
		3	19965	1711.5	0.331	0.486
			20175	1732.5	0.328	0.452
			20385	1753.5	0.321	0.463
		5	19975	1712.5	0.464	0.631
			20175	1732.5	0.458	0.662
			20375	1752.5	0.452	0.622
		10	20000	1715	0.685	0.925
			20175	1732.5	0.686	1.003
			20350	1750	0.666	1.010

This report shall not be reproduced except in full, without the written approval of TA Technology (Shanghai) Co., Ltd.

		15	20025	1717.5	1.062	1.443
			20175	1732.5	0.947	1.454
			20325	1747.5	0.994	1.541
		20	20050	1720	1.318	1.885
			20175	1732.5	1.309	1.797
			20300	1745	1.362	1.819
100%	QPSK	1.4	19957	1710.7	1.097	1.285
			20175	1732.5	1.097	1.304
			20393	1754.3	1.094	1.281
		3	19965	1711.5	2.702	2.951
			20175	1732.5	2.701	2.972
			20385	1753.5	2.697	2.962
		5	19975	1712.5	4.526	4.935
			20175	1732.5	4.511	4.987
			20375	1752.5	4.505	4.979
		10	20000	1715	8.979	9.815
			20175	1732.5	8.953	9.728
			20350	1750	8.995	9.782
		15	20025	1717.5	13.445	14.592
			20175	1732.5	13.427	14.667
			20325	1747.5	13.446	14.585
		20	20050	1720	17.973	19.423
			20175	1732.5	17.947	19.335
			20300	1745	17.987	19.498
	16QAM	1.4	19957	1710.7	1.101	1.302
			20175	1732.5	1.099	1.278
			20393	1754.3	1.090	1.267
		3	19965	1711.5	2.702	2.968
			20175	1732.5	2.704	2.972
			20385	1753.5	2.702	2.964
		5	19975	1712.5	4.503	4.953
			20175	1732.5	4.516	4.982
			20375	1752.5	4.512	4.954
		10	20000	1715	8.998	9.719
			20175	1732.5	9.006	9.794
			20350	1750	8.995	9.872
		15	20025	1717.5	13.463	14.658
			20175	1732.5	13.469	14.637
			20325	1747.5	13.485	14.638
		20	20050	1720	18.062	19.389

This report shall not be reproduced except in full, without the written approval of TA Technology (Shanghai) Co., Ltd.

			20175	1732.5	17.934	19.354
			20300	1745	17.954	19.259

LTE Band 7						
RB	Modulation	Bandwidth (MHz)	Channel	Frequency (MHz)	99% Power Bandwidth(MHz)	-26dBc Bandwidth(MHz)
1	QPSK	5	20775	2502.5	0.485	0.715
			21100	2535	0.477	0.668
			21425	2567.5	0.482	0.669
		10	20800	2505	0.730	0.953
			21100	2535	0.697	0.990
			21400	2565	0.705	1.021
		15	20825	2507.5	1.073	1.427
			21100	2535	1.083	1.474
			21375	2562.5	1.011	1.478
		20	20850	2510	1.410	1.897
			21100	2535	1.346	1.812
			21350	2560	1.358	1.730
	16QAM	5	20775	2502.5	0.462	0.678
			21100	2535	0.446	0.640
			21425	2567.5	0.478	0.648
		10	20800	2505	0.688	0.938
			21100	2535	0.729	0.975
			21400	2565	0.648	0.970
		15	20825	2507.5	1.048	1.402
			21100	2535	1.045	1.401
			21375	2562.5	0.999	1.404
		20	20850	2510	1.413	1.897
			21100	2535	1.351	1.799
			21350	2560	1.324	1.960
100%	QPSK	5	20775	2502.5	4.517	4.927
			21100	2535	4.523	4.971
			21425	2567.5	4.528	4.962
		10	20800	2505	8.994	9.857
			21100	2535	8.992	9.946
			21400	2565	8.992	9.775
		15	20825	2507.5	13.527	14.749
			21100	2535	13.448	14.662
			21375	2562.5	13.477	14.581

This report shall not be reproduced except in full, without the written approval of TA Technology (Shanghai) Co., Ltd.

		20	20850	2510	17.957	19.452
			21100	2535	18.013	19.399
			21350	2560	17.894	19.371
	16QAM	5	20775	2502.5	4.531	4.990
			21100	2535	4.501	4.988
			21425	2567.5	4.521	4.953
		10	20800	2505	9.001	9.724
			21100	2535	8.975	9.740
			21400	2565	8.957	9.814
		15	20825	2507.5	13.505	14.667
			21100	2535	13.489	14.613
			21375	2562.5	13.477	14.477
		20	20850	2510	17.945	19.251
			21100	2535	18.007	19.426
			21350	2560	17.926	19.162

LTE Band 13						
RB	**Modulation**	**Bandwidth (MHz)**	**Channel**	**Frequency (MHz)**	**99% Power Bandwidth(MHz)**	**-26dBc Bandwidth(MHz)**
1	QPSK	5	23205	779.5	0.462	0.688
			23230	782	0.476	0.696
			23255	784.5	0.496	0.682
		10	23230	782	0.728	1.027
	16QAM	5	23205	779.5	0.490	0.673
			23230	782	0.464	0.696
			23255	784.5	0.445	0.641
		10	23230	782	0.666	0.994
100%	QPSK	5	23205	779.5	4.522	5.005
			23230	782	4.522	4.996
			23255	784.5	4.507	4.932
		10	23230	782	8.975	9.908
	16QAM	5	23205	779.5	4.531	4.947
			23230	782	4.526	4.969
			23255	784.5	4.514	4.979
		10	23230	782	8.948	9.708

This report shall not be reproduced except in full, without the written approval of TA Technology (Shanghai) Co., Ltd.

LTE Band 38						
RB	Modulation	Bandwidth (MHz)	Channel	Frequency (MHz)	99% Power Bandwidth(MHz)	-26dBc Bandwidth(MHz)
1	QPSK	5	37775	2572.5	0.484	0.695
			38000	2595	0.501	0.772
			38225	2617.5	0.478	0.805
		10	37800	2575	0.669	1.007
			38000	2595	0.627	0.958
			38200	2615	0.702	1.006
		15	37825	2577.5	1.059	1.462
			38000	2595	1.031	1.361
			38175	2612.5	0.985	1.437
		20	37850	2580	1.399	2.384
			38000	2595	1.361	2.011
			38150	2610	1.319	2.012
	16QAM	5	37775	2572.5	0.452	0.664
			38000	2595	0.504	0.744
			38225	2617.5	0.454	0.650
		10	37800	2575	0.594	0.822
			38000	2595	0.612	0.969
			38200	2615	0.670	0.964
		15	37825	2577.5	0.991	1.797
			38000	2595	0.988	1.310
			38175	2612.5	0.946	1.542
		20	37850	2580	1.350	3.088
			38000	2595	1.209	2.071
			38150	2610	1.235	1.816
100%	QPSK	5	37775	2572.5	4.512	5.232
			38000	2595	4.513	4.941
			38225	2617.5	4.503	4.946
		10	37800	2575	8.993	9.719
			38000	2595	9.004	9.769
			38200	2615	8.983	9.655
		15	37825	2577.5	13.467	14.435
			38000	2595	13.445	14.485
			38175	2612.5	13.438	14.401
		20	37850	2580	17.930	19.194
			38000	2595	18.015	19.094
			38150	2610	17.925	19.322
	16QAM	5	37775	2572.5	4.499	4.892

This report shall not be reproduced except in full, without the written approval of TA Technology (Shanghai) Co., Ltd.

			38000	2595	4.498	4.979
			38225	2617.5	4.506	4.959
		10	37800	2575	9.017	9.736
			38000	2595	8.961	9.786
			38200	2615	8.993	9.618
		15	37825	2577.5	13.433	14.664
			38000	2595	13.464	14.502
			38175	2612.5	13.477	14.501
		20	37850	2580	17.925	19.293
			38000	2595	17.970	19.500
			38150	2610	18.013	19.205

LTE Band 66						
RB	Modulation	Bandwidth (MHz)	Channel	Frequency (MHz)	99% Power Bandwidth(MHz)	-26dBc Bandwidth(MHz)
1	QPSK	1.4	131979	1710.7	0.272	0.411
			132322	1745	0.266	0.411
			132665	1779.3	0.275	0.427
		3	131987	1711.5	0.353	0.503
			132322	1745	0.340	0.506
			132657	1778.5	0.329	0.476
		5	131997	1712.5	0.460	0.652
			132322	1745	0.466	0.676
			132647	1777.5	0.473	0.684
		10	132022	1715	0.702	0.969
			132322	1745	0.715	0.916
			132622	1775	0.721	1.000
		15	132047	1717.5	1.047	1.459
			132322	1745	1.082	1.532
			132597	1772.5	1.028	1.468
		20	132072	1720	1.402	1.939
			132322	1745	1.332	1.818
			132572	1770	1.311	1.883
	16QAM	1.4	131979	1710.7	0.263	0.416
			132322	1745	0.278	0.415
			132665	1779.3	0.263	0.376
		3	131987	1711.5	0.340	0.477
			132322	1745	0.332	0.463
			132657	1778.5	0.323	0.467
		5	131997	1712.5	0.491	0.685

This report shall not be reproduced except in full, without the written approval of TA Technology (Shanghai) Co., Ltd.

			132322	1745	0.472	0.684
			132647	1777.5	0.463	0.639
		10	132022	1715	0.719	0.984
			132322	1745	0.693	0.989
			132622	1775	0.693	0.994
		15	132047	1717.5	1.077	1.514
			132322	1745	1.062	1.411
			132597	1772.5	0.989	1.369
		20	132072	1720	1.353	1.994
			132322	1745	1.278	1.840
			132572	1770	1.276	1.888
100%	QPSK	1.4	131979	1710.7	1.109	1.276
			132322	1745	1.101	1.269
			132665	1779.3	1.098	1.330
		3	131987	1711.5	2.712	2.999
			132322	1745	2.691	2.987
			132657	1778.5	2.709	2.988
		5	131997	1712.5	4.517	4.972
			132322	1745	4.517	4.980
			132647	1777.5	4.510	4.980
		10	132022	1715	8.983	9.816
			132322	1745	8.963	9.821
			132622	1775	8.975	9.685
		15	132047	1717.5	13.458	14.728
			132322	1745	13.433	14.737
			132597	1772.5	13.453	14.595
		20	132072	1720	17.975	19.242
			132322	1745	17.938	19.306
			132572	1770	17.908	19.290
	16QAM	1.4	131979	1710.7	1.100	1.285
			132322	1745	1.105	1.288
			132665	1779.3	1.095	1.274
		3	131987	1711.5	2.721	3.006
			132322	1745	2.698	2.981
			132657	1778.5	2.704	2.988
		5	131997	1712.5	4.511	4.955
			132322	1745	4.522	5.011
			132647	1777.5	4.523	5.040
		10	132022	1715	8.952	9.835
			132322	1745	8.983	9.771

This report shall not be reproduced except in full, without the written approval of TA Technology (Shanghai) Co., Ltd.

			132622	1775	9.001	9.904
		15	132047	1717.5	13.438	14.797
			132322	1745	13.469	14.617
			132597	1772.5	13.442	14.628
		20	132072	1720	18.025	19.339
			132322	1745	17.905	19.378
			132572	1770	17.887	19.178

This report shall not be reproduced except in full, without the written approval of TA Technology (Shanghai) Co., Ltd.

WCDMA Band IV CH-Low

WCDMA Band IV CH Middle

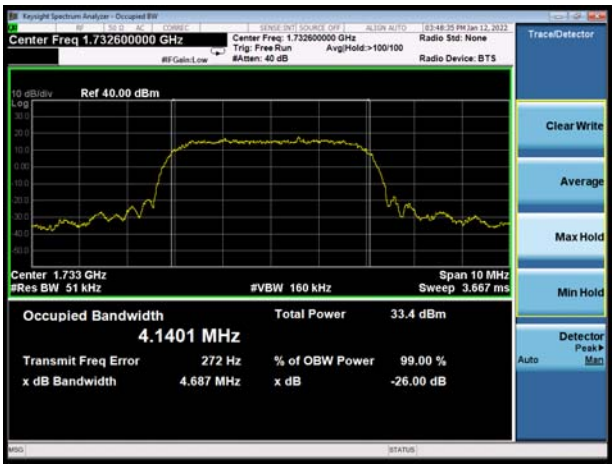

WCDMA Band IV CH High

This report shall not be reproduced except in full, without the written approval of TA Technology (Shanghai) Co., Ltd.

1 RB

LTE Band 4 QPSK 1.4MHz CH-Low

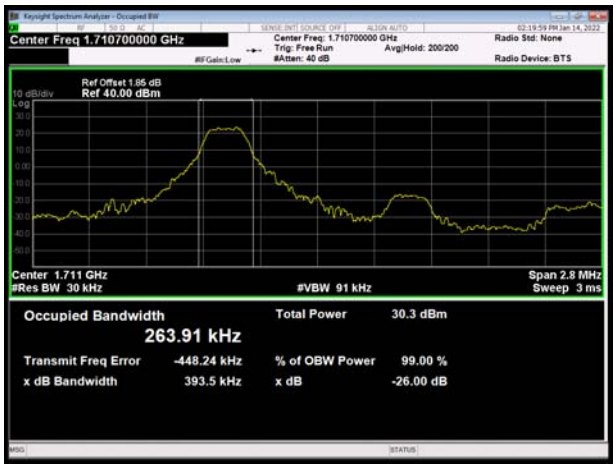

LTE Band 4 QPSK 3MHz CH-Low

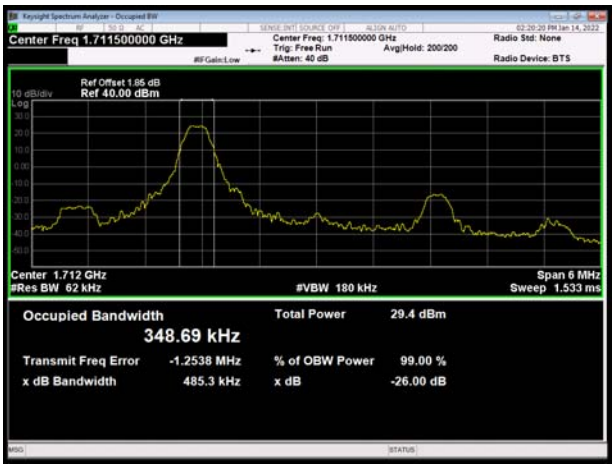

LTE Band 4 QPSK 1.4MHz CH-Middle

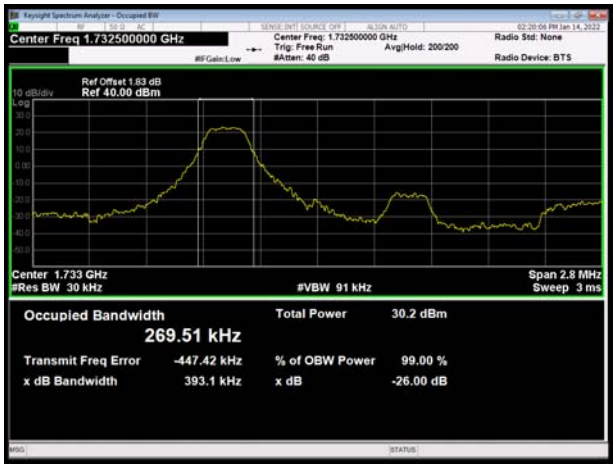

LTE Band 4 QPSK 3MHz CH-Middle

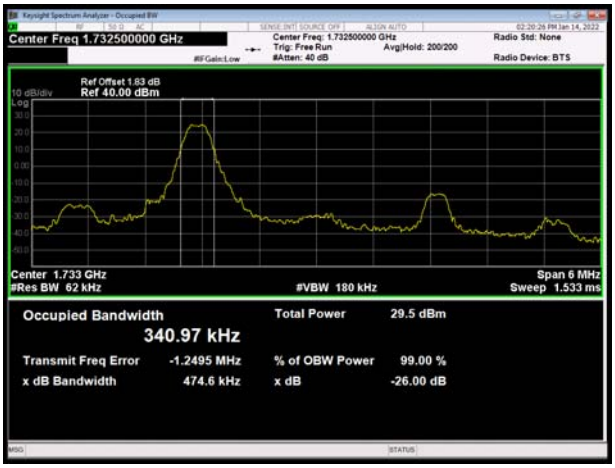

LTE Band 4 QPSK 1.4MHz CH-High

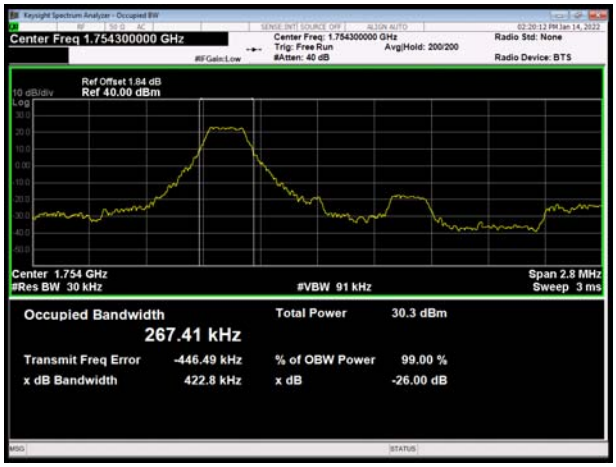

LTE Band 4 QPSK 3MHz CH-High

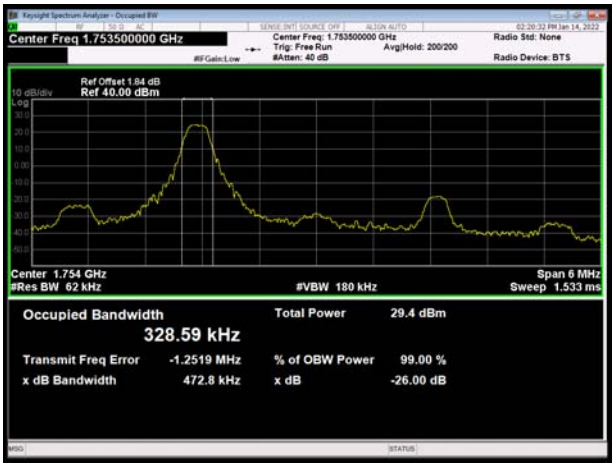

This report shall not be reproduced except in full, without the written approval of TA Technology (Shanghai) Co., Ltd.

LTE Band 4 QPSK 5MHz CH-Low

LTE Band 4 QPSK 10MHz CH-Low

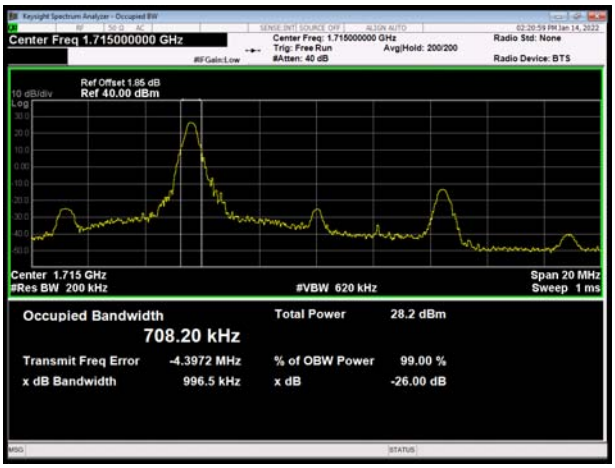

LTE Band 4 QPSK 5MHz CH-Middle

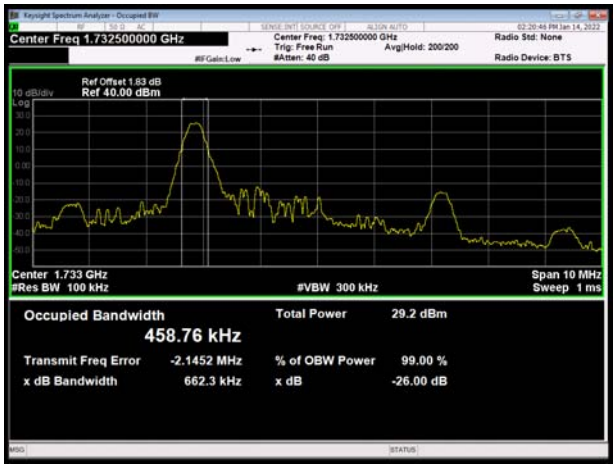

LTE Band 4 QPSK 10MHz CH-Middle

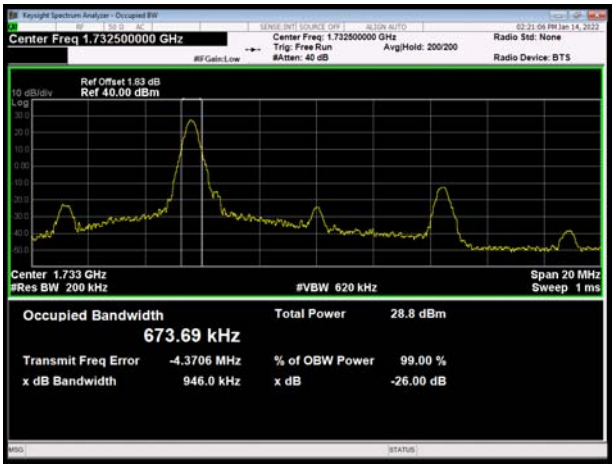

LTE Band 4 QPSK 5MHz CH-High

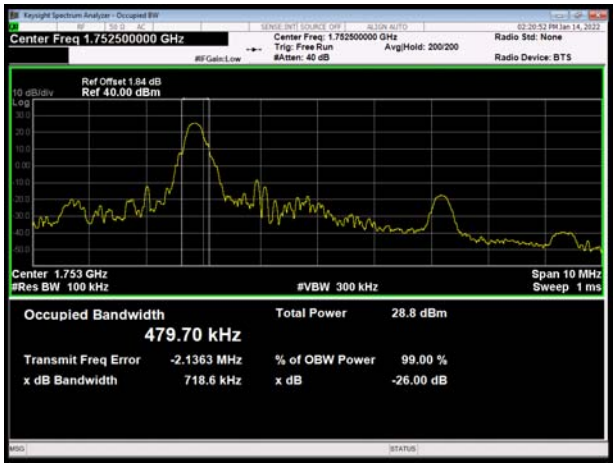

LTE Band 4 QPSK 10MHz CH-High

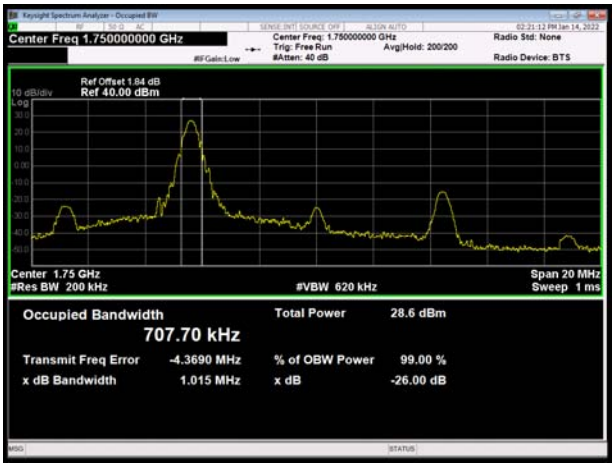

This report shall not be reproduced except in full, without the written approval of TA Technology (Shanghai) Co., Ltd.

LTE Band 4 QPSK 15MHz CH-Low

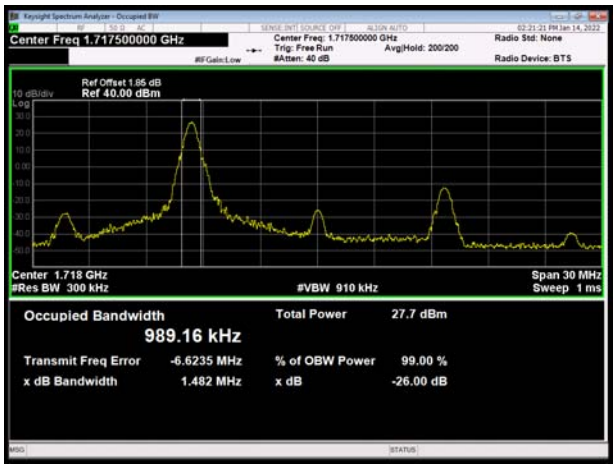

LTE Band 4 QPSK 20MHz CH-Low

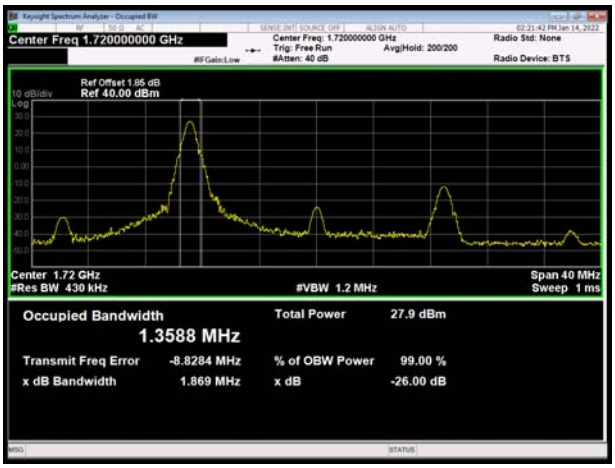

LTE Band 4 QPSK 15MHz CH-Middle

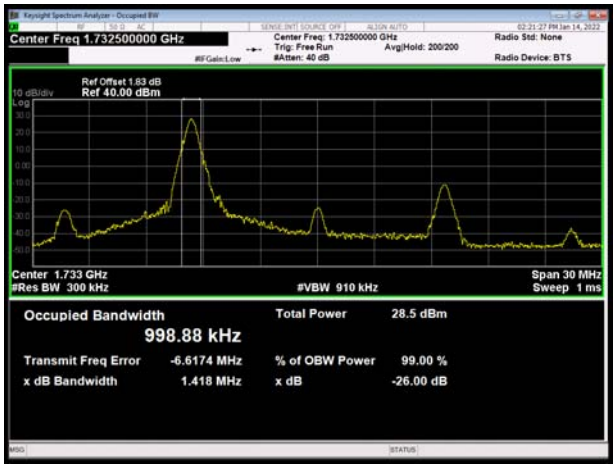

LTE Band 4 QPSK 20MHz CH-Middle

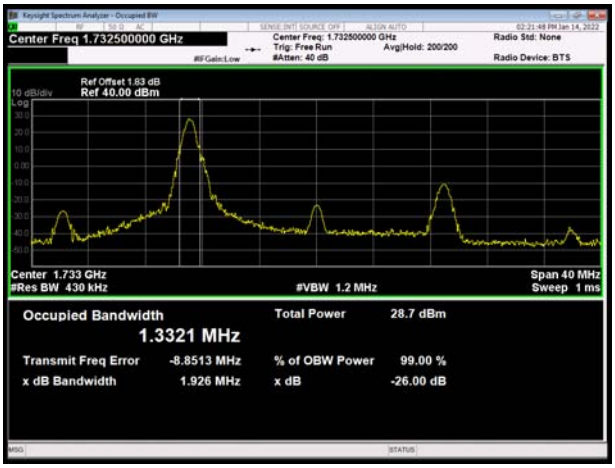

LTE Band 4 QPSK 15MHz CH-High

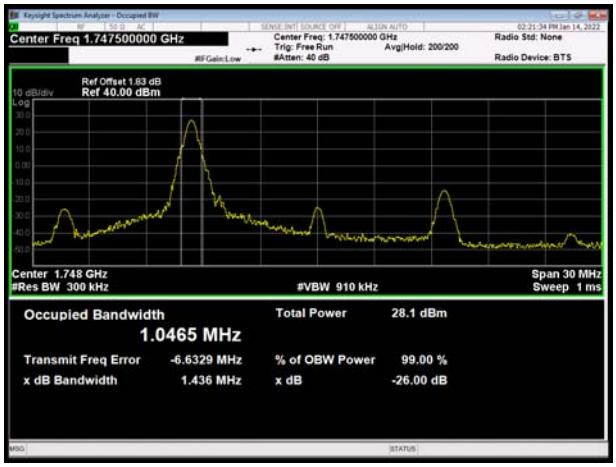

LTE Band 4 QPSK 20MHz CH-High

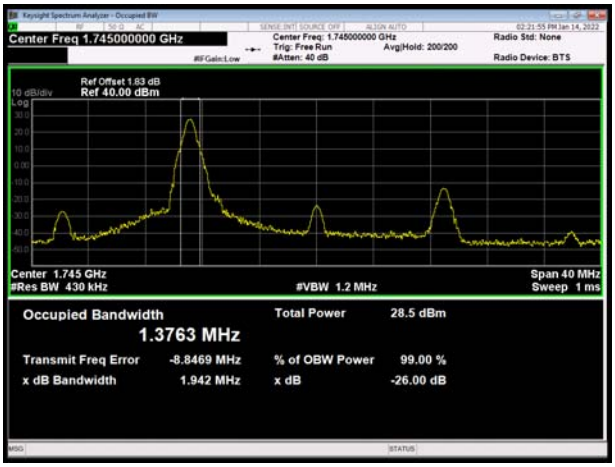

This report shall not be reproduced except in full, without the written approval of TA Technology (Shanghai) Co., Ltd.

LTE Band 4 16QAM 1.4MHz CH-Low

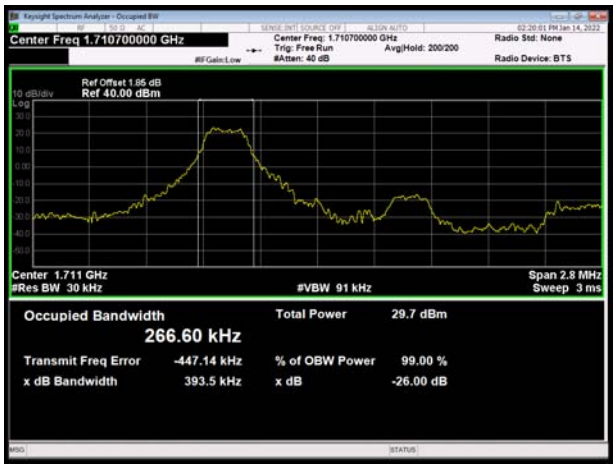

LTE Band 4 16QAM 3MHz CH-Low

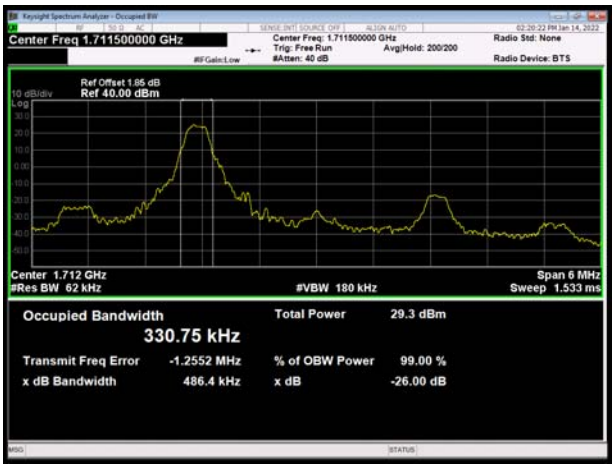

LTE Band 4 16QAM 1.4MHz CH-Middle

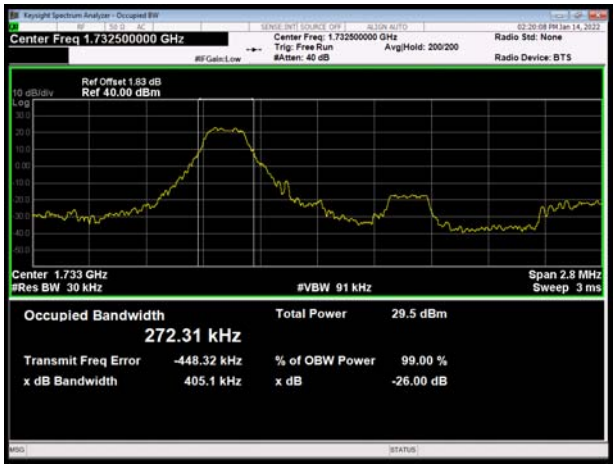

LTE Band 4 16QAM 3MHz CH-Middle

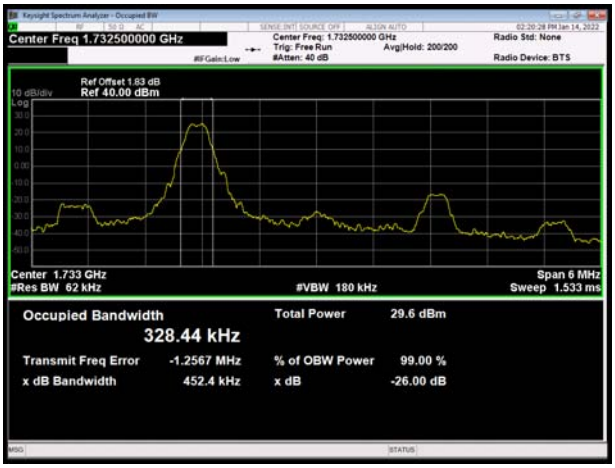

LTE Band 4 16QAM 1.4MHz CH-High

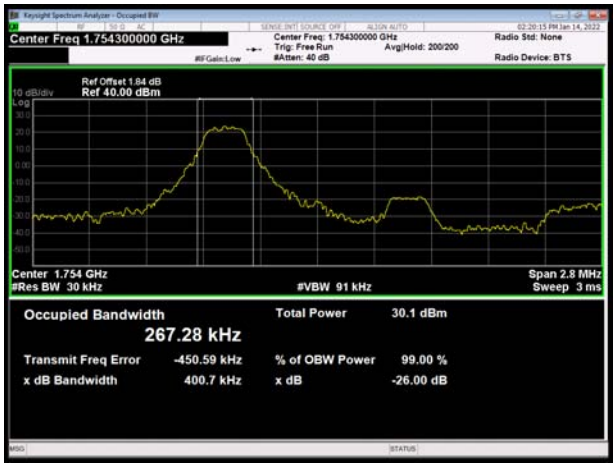

LTE Band 4 16QAM 3MHz CH-High

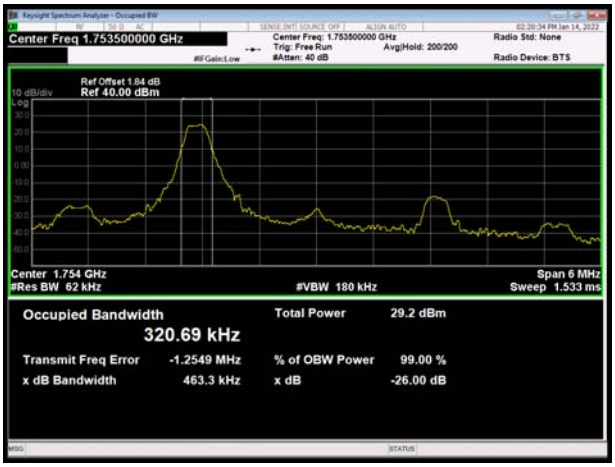

This report shall not be reproduced except in full, without the written approval of TA Technology (Shanghai) Co., Ltd.

LTE Band 4 16QAM 5MHz CH-Low

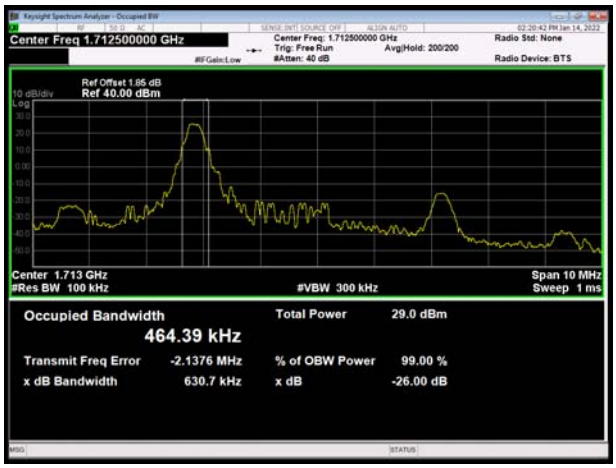

LTE Band 4 16QAM 10MHz CH-Low

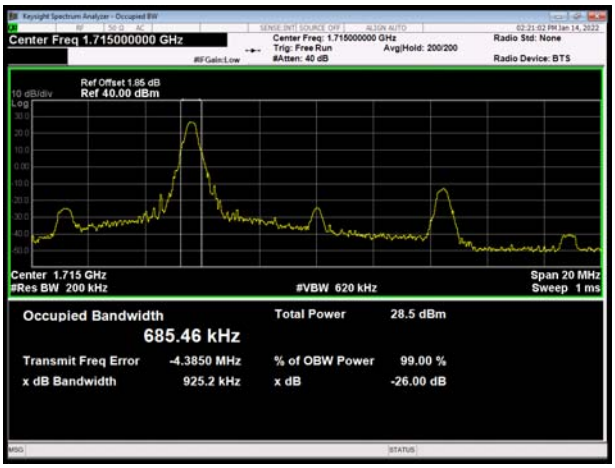

LTE Band 4 16QAM 5MHz CH-Middle

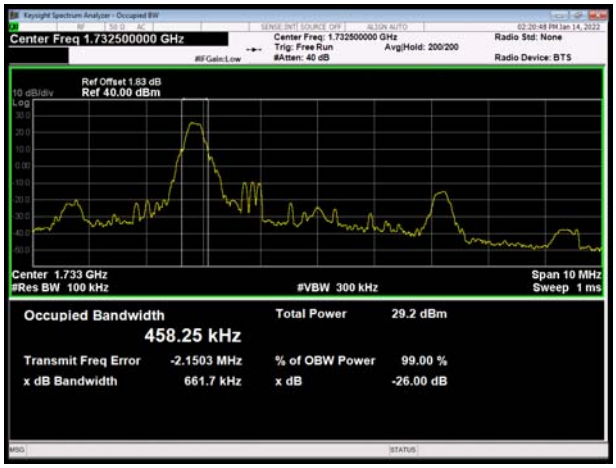

LTE Band 4 16QAM 10MHz CH-Middle

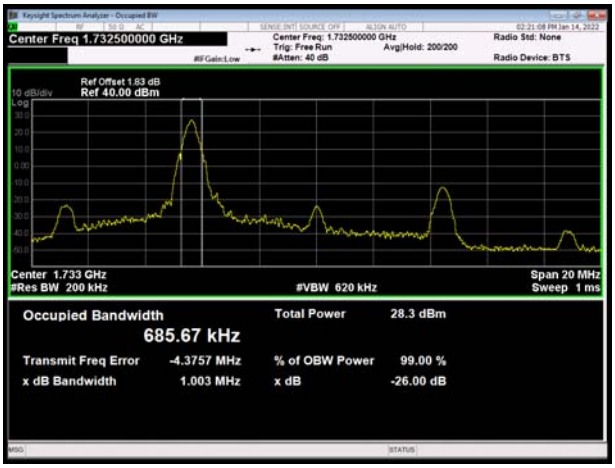

LTE Band 4 16QAM 5MHz CH-High

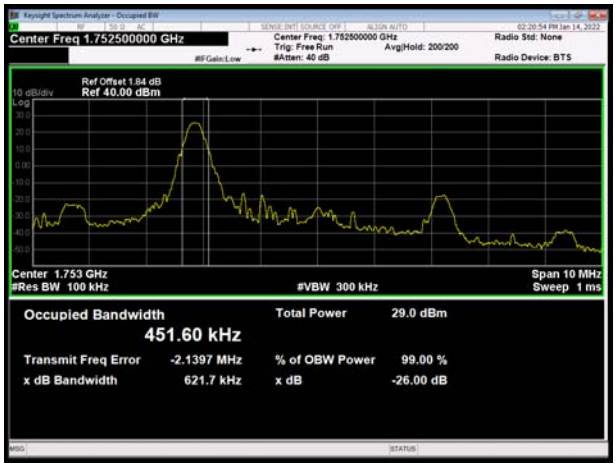

LTE Band 4 16QAM 10MHz CH-High

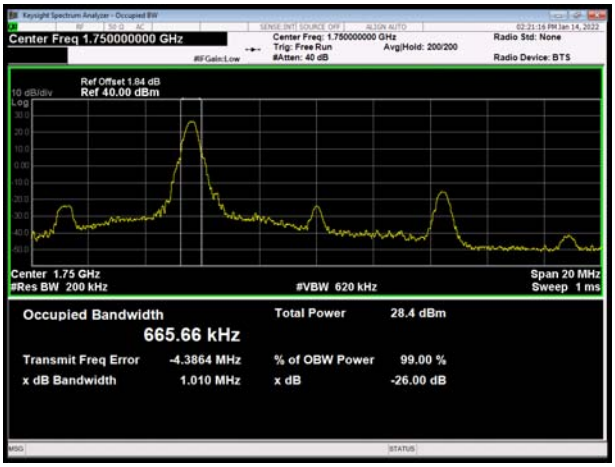

This report shall not be reproduced except in full, without the written approval of TA Technology (Shanghai) Co., Ltd.

LTE Band 4 16QAM 15MHz CH-Low

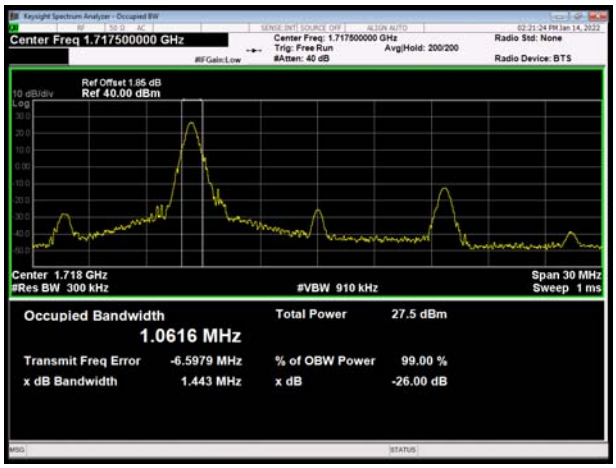

LTE Band 4 16QAM 20MHz CH-Low

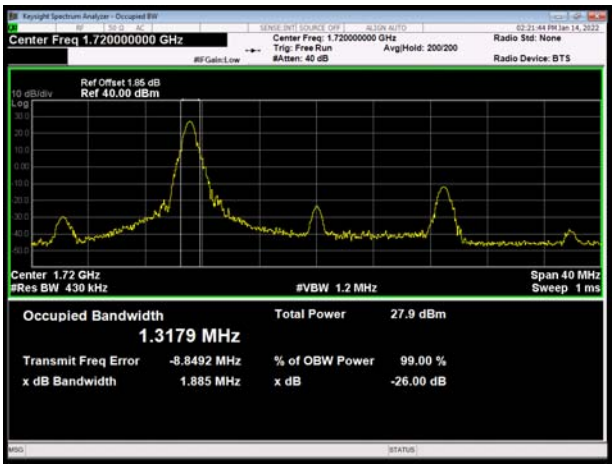

LTE Band 4 16QAM 15MHz CH-Middle

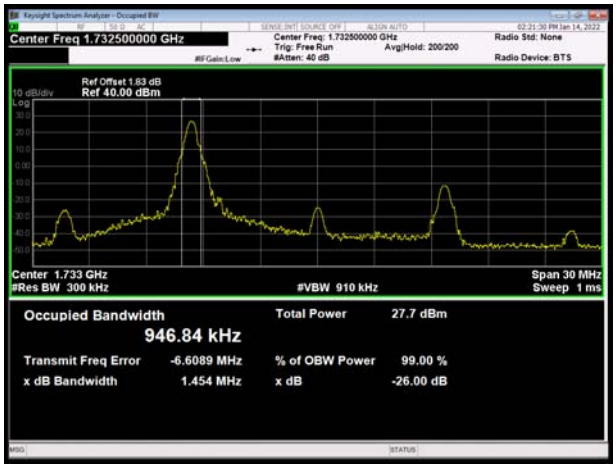

LTE Band 4 16QAM 20MHz CH-Middle

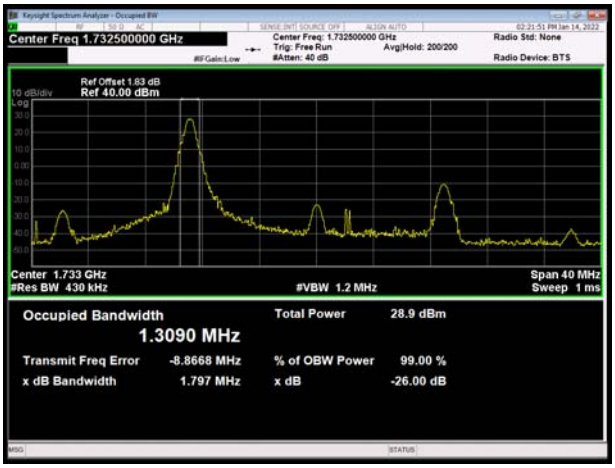

LTE Band 4 16QAM 15MHz CH-High

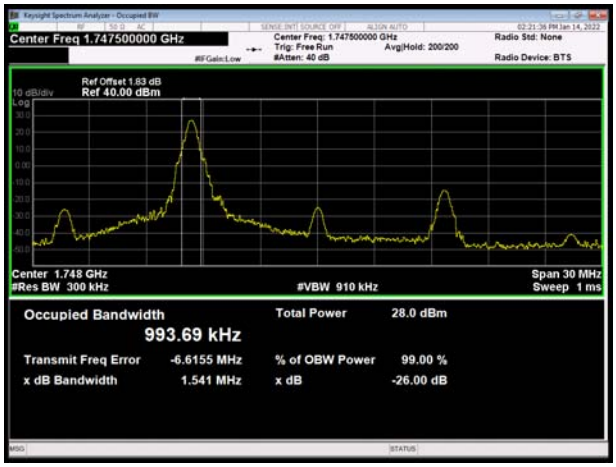

LTE Band 4 16QAM 20MHz CH-High

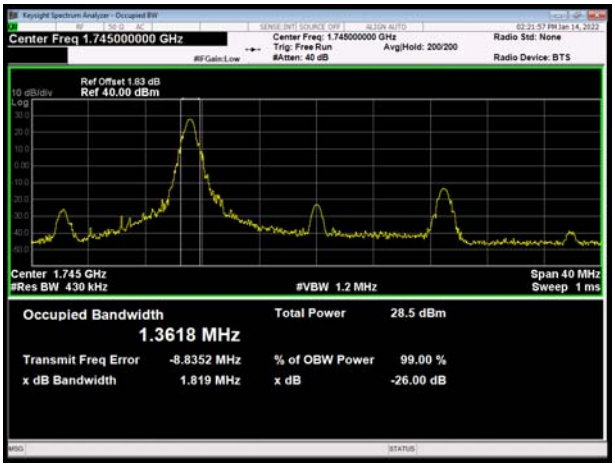

This report shall not be reproduced except in full, without the written approval of TA Technology (Shanghai) Co., Ltd.

100% RB

LTE Band 4 QPSK 1.4MHz CH-Low

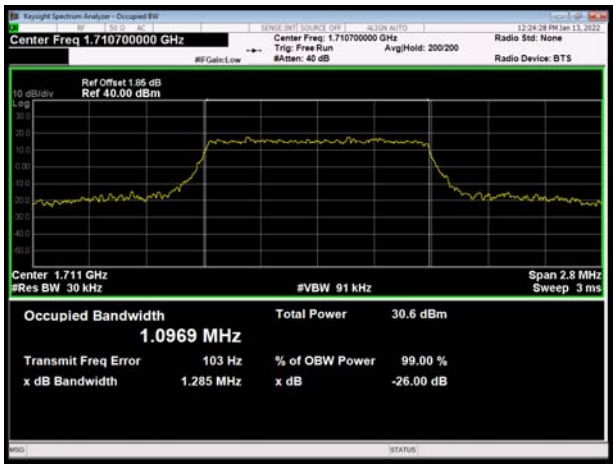

LTE Band 4 QPSK 3MHz CH-Low

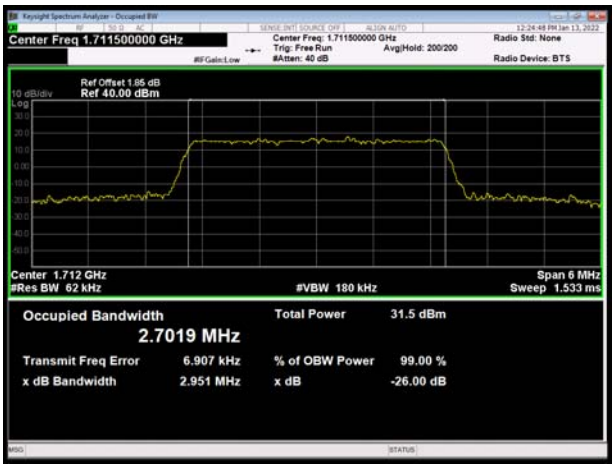

LTE Band 4 QPSK 1.4MHz CH-Middle

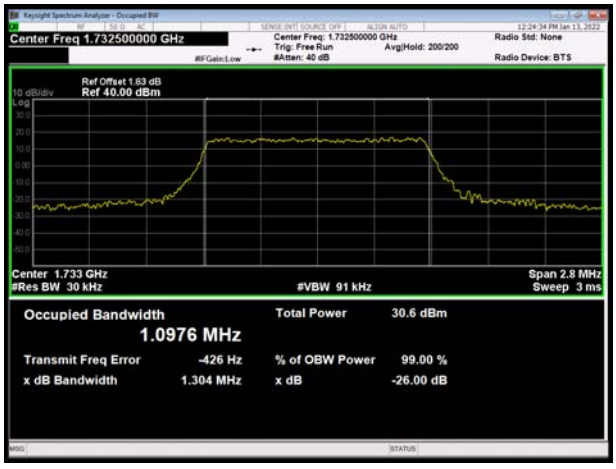

LTE Band 4 QPSK 3MHz CH-Middle

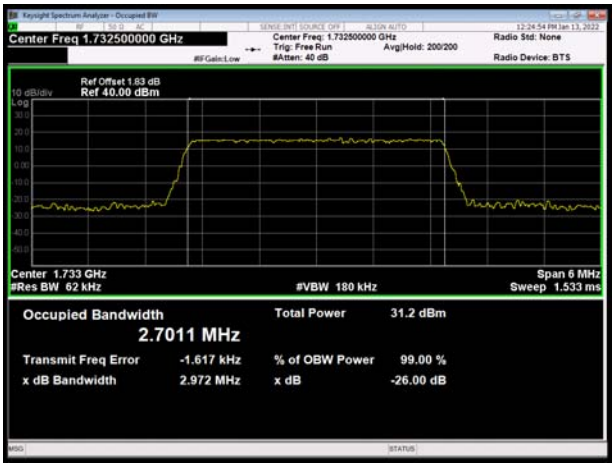

LTE Band 4 QPSK 1.4MHz CH-High

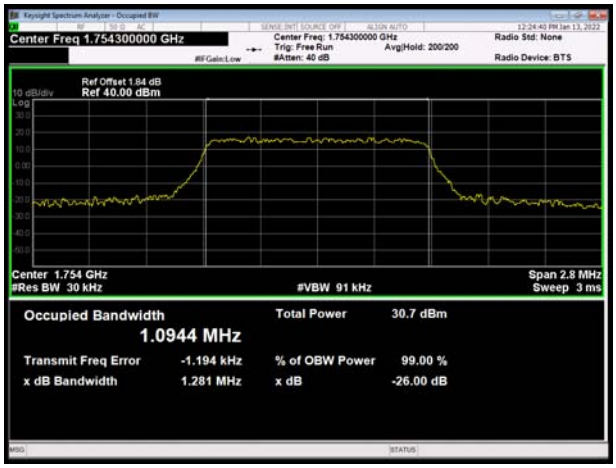

LTE Band 4 QPSK 3MHz CH-High

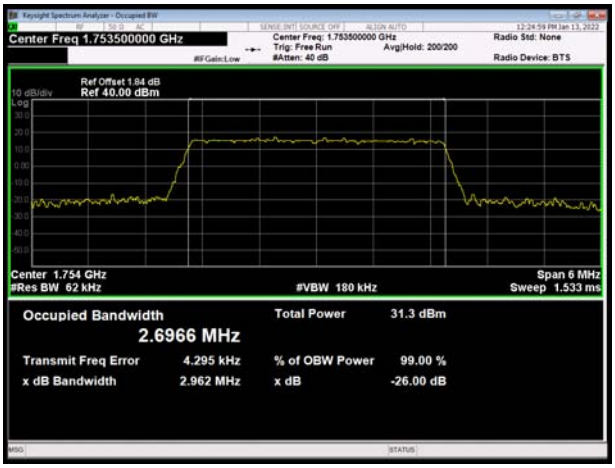

This report shall not be reproduced except in full, without the written approval of TA Technology (Shanghai) Co., Ltd.

LTE Band 4 QPSK 5MHz CH-Low

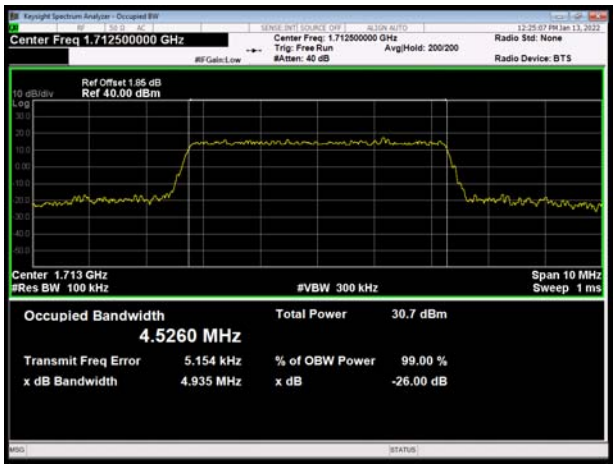

LTE Band 4 QPSK 10MHz CH-Low

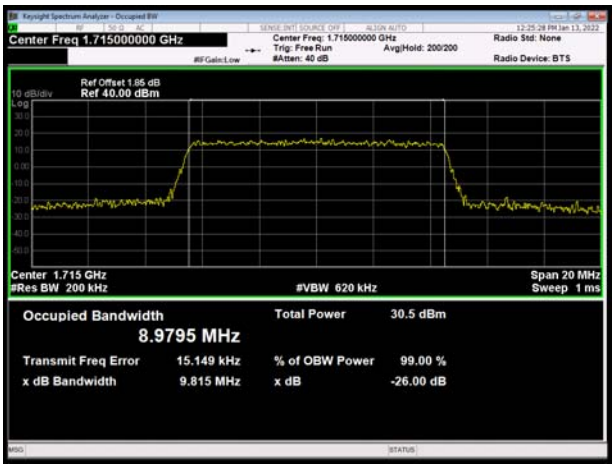

LTE Band 4 QPSK 5MHz CH-Middle

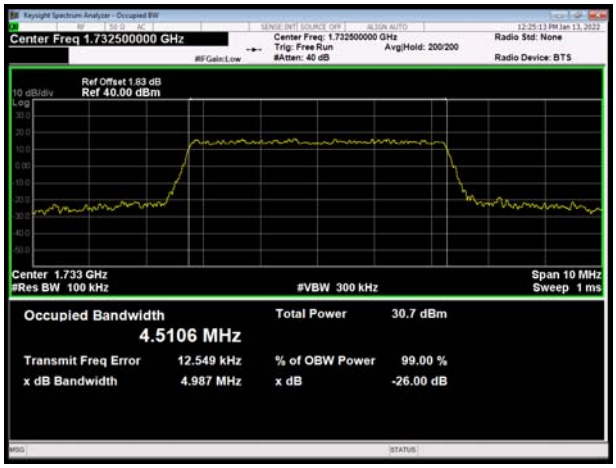

LTE Band 4 QPSK 10MHz CH-Middle

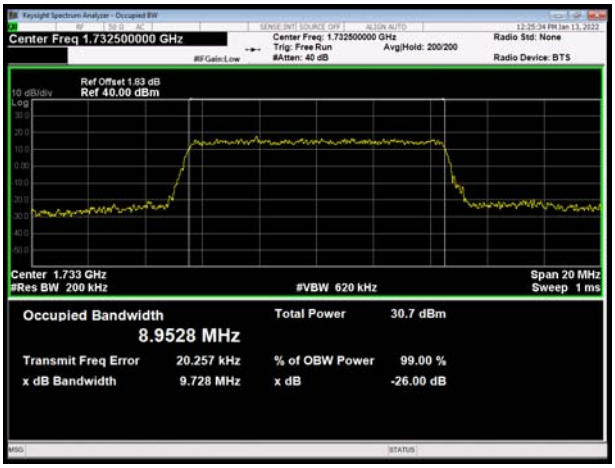

LTE Band 4 QPSK 5MHz CH-High

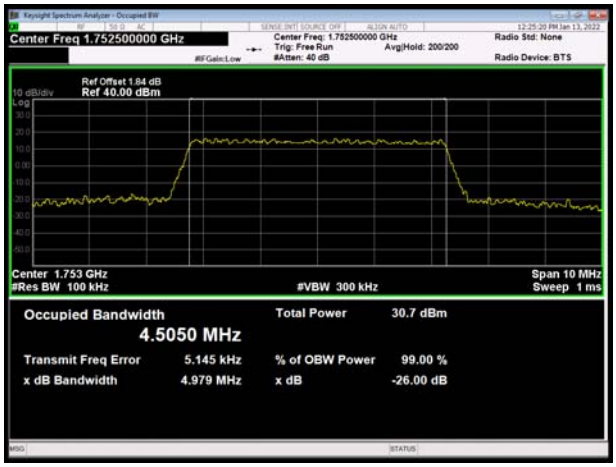

LTE Band 4 QPSK 10MHz CH-High

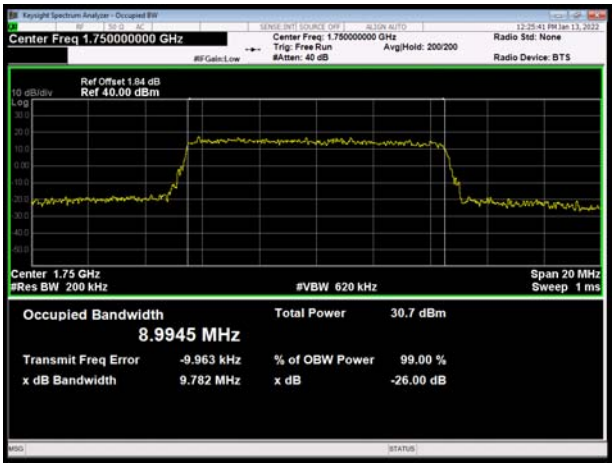

This report shall not be reproduced except in full, without the written approval of TA Technology (Shanghai) Co., Ltd.

LTE Band 4 QPSK 15MHz CH-Low

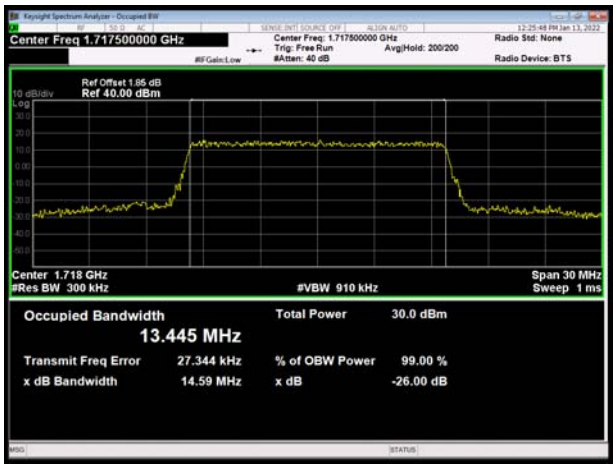

LTE Band 4 QPSK 20MHz CH-Low

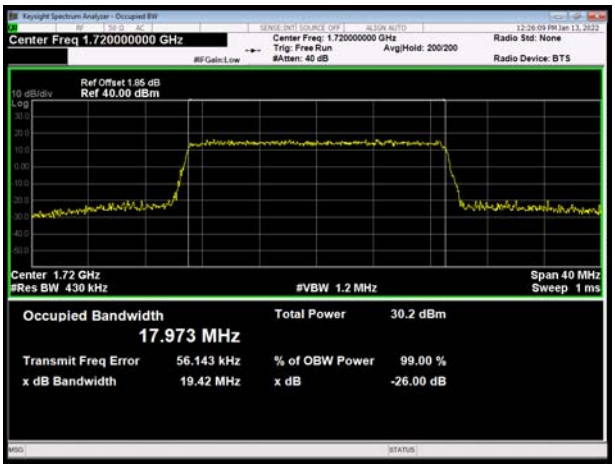

LTE Band 4 QPSK 15MHz CH-Middle

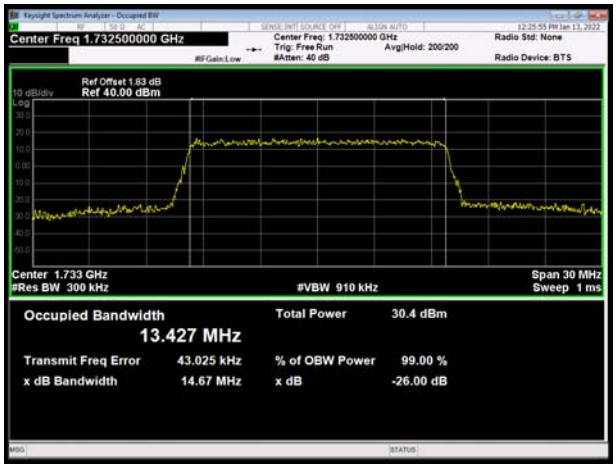

LTE Band 4 QPSK 20MHz CH-Middle

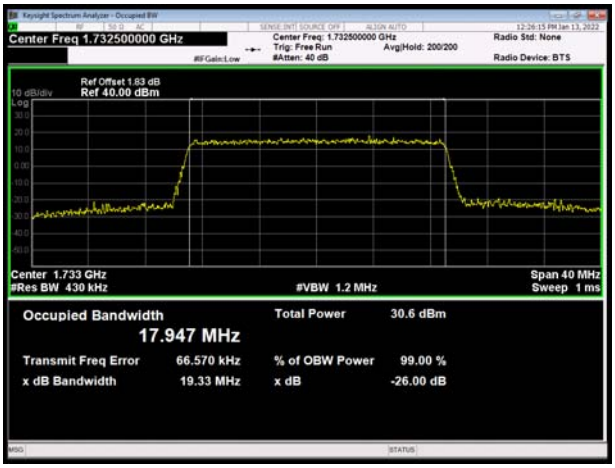

LTE Band 4 QPSK 15MHz CH-High

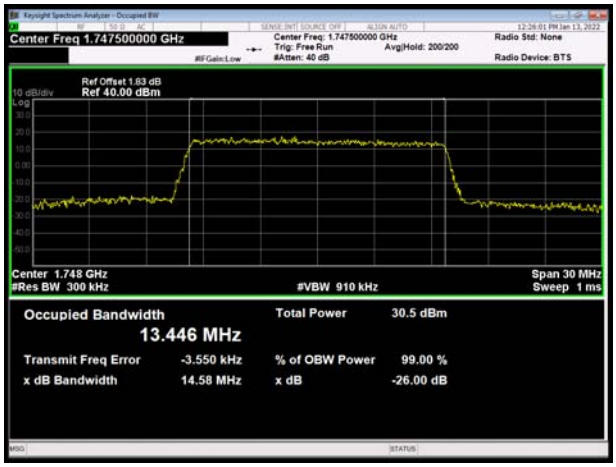

LTE Band 4 QPSK 20MHz CH-High

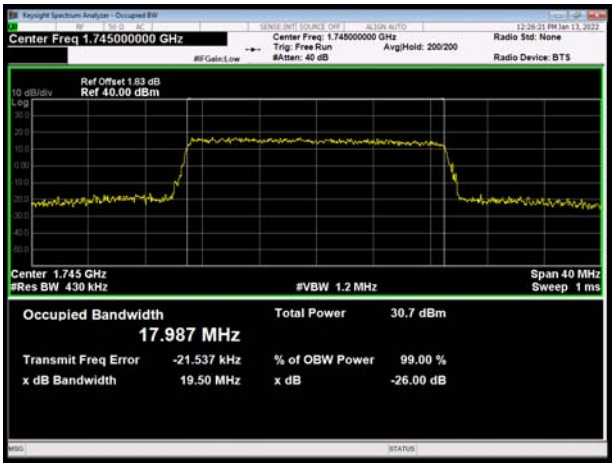

This report shall not be reproduced except in full, without the written approval of TA Technology (Shanghai) Co., Ltd.

LTE Band 4 16QAM 1.4MHz CH-Low

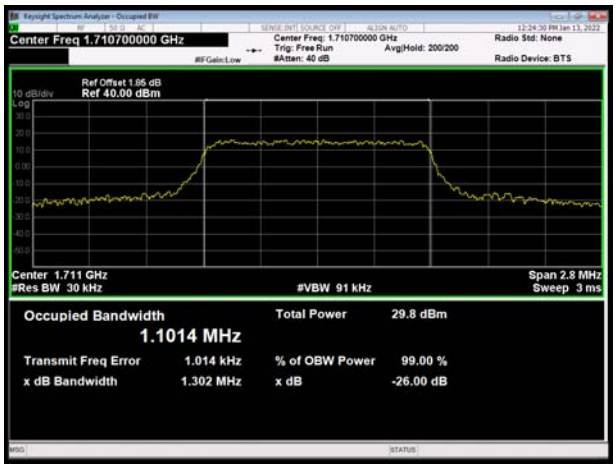

LTE Band 4 16QAM 3MHz CH-Low

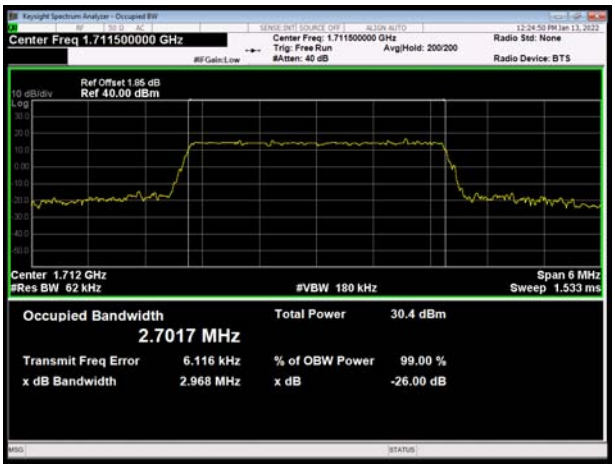

LTE Band 4 16QAM 1.4MHz CH-Middle

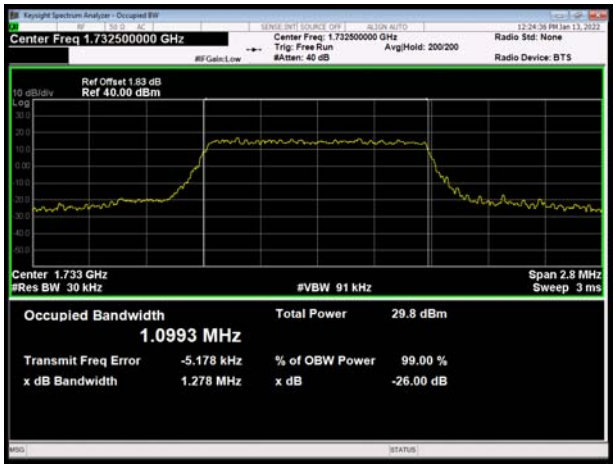

LTE Band 4 16QAM 3MHz CH-Middle

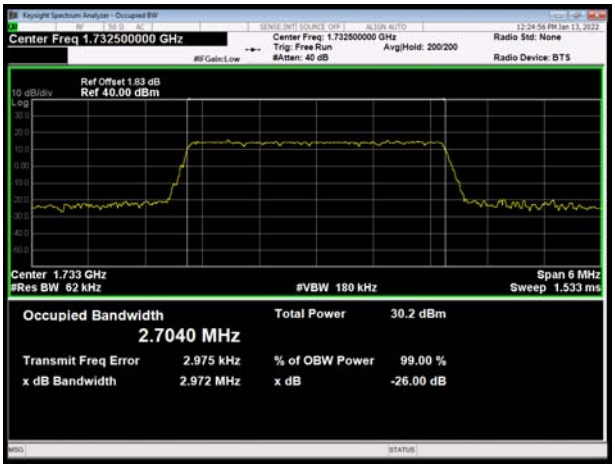

LTE Band 4 16QAM 1.4MHz CH-High

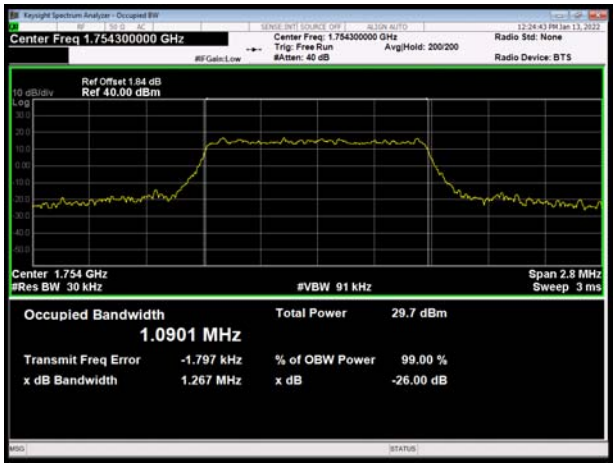

LTE Band 4 16QAM 3MHz CH-High

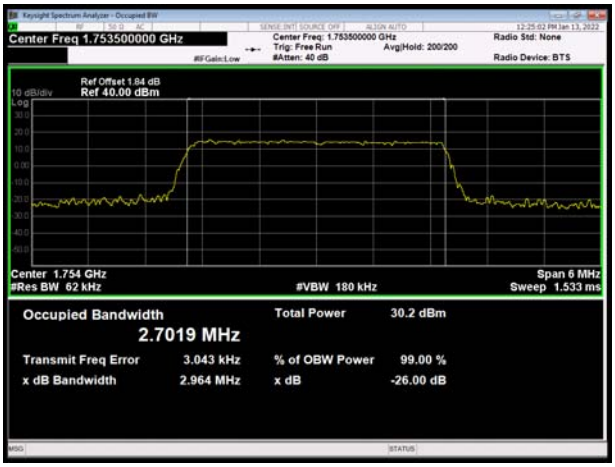

This report shall not be reproduced except in full, without the written approval of TA Technology (Shanghai) Co., Ltd.

LTE Band 4 16QAM 5MHz CH-Low

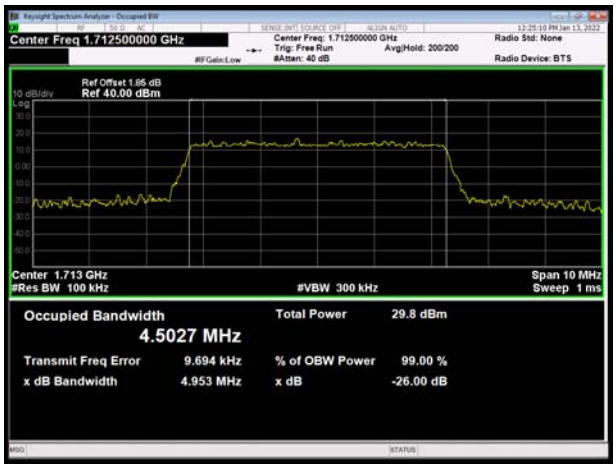

LTE Band 4 16QAM 10MHz CH-Low

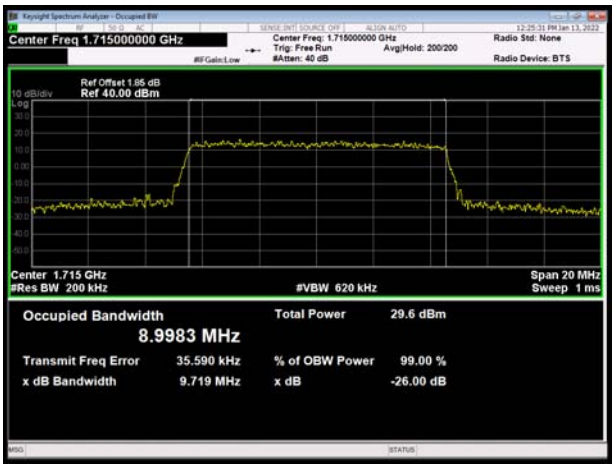

LTE Band 4 16QAM 5MHz CH-Middle

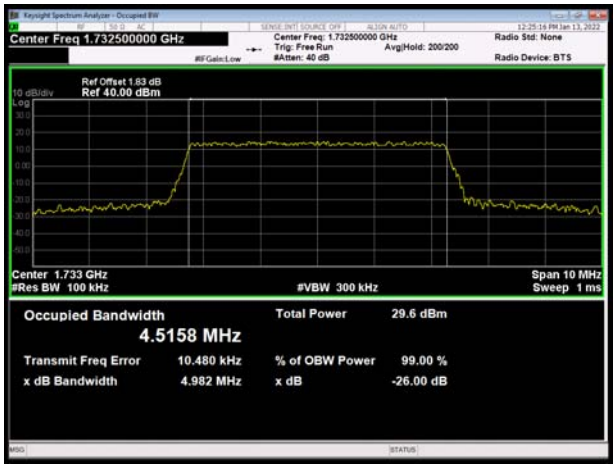

LTE Band 4 16QAM 10MHz CH-Middle

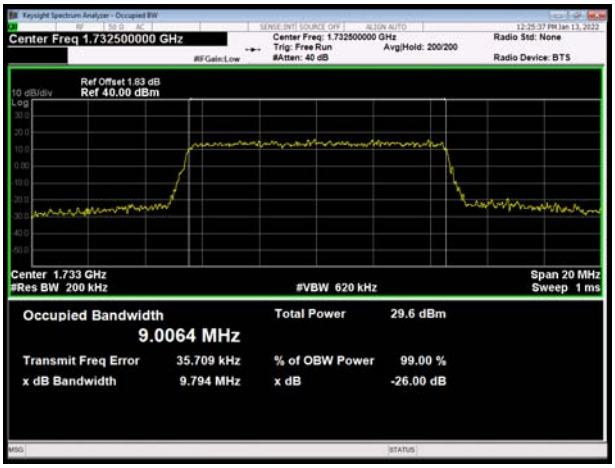

LTE Band 4 16QAM 5MHz CH-High

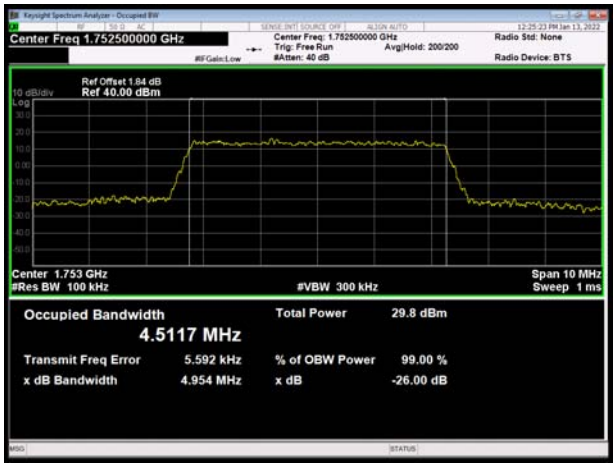

LTE Band 4 16QAM 10MHz CH-High

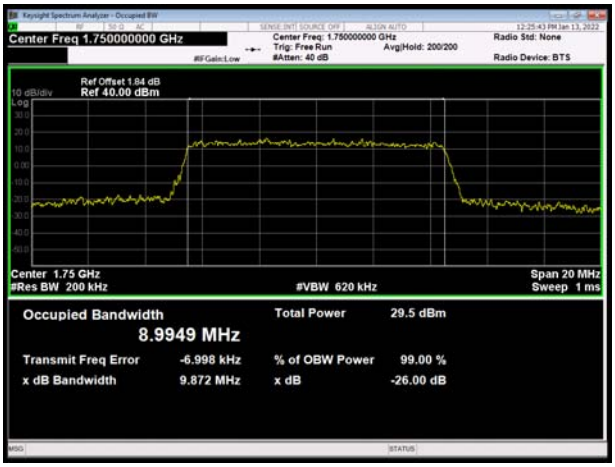

This report shall not be reproduced except in full, without the written approval of TA Technology (Shanghai) Co., Ltd.

LTE Band 4 16QAM 15MHz CH-Low

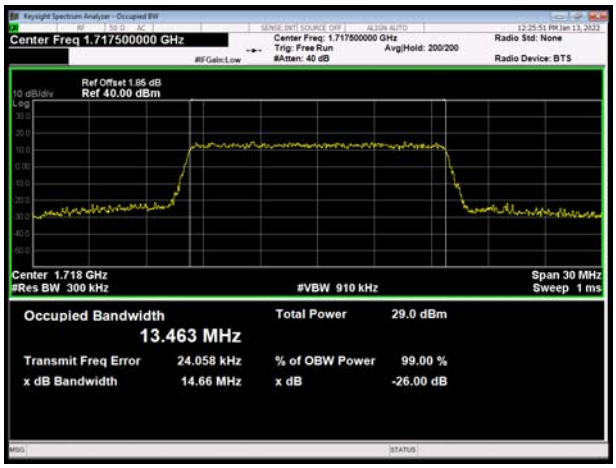

LTE Band 4 16QAM 20MHz CH-Low

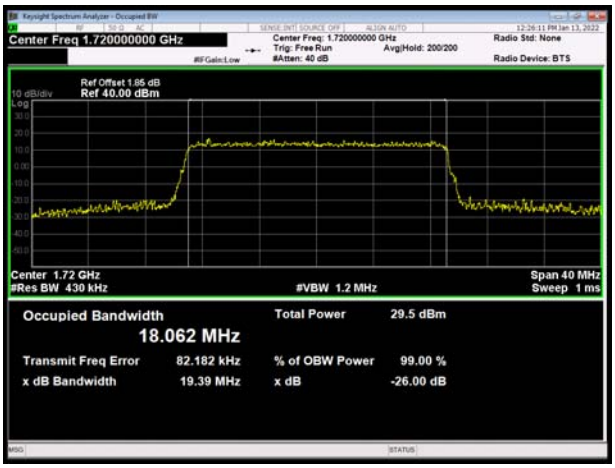

LTE Band 4 16QAM 15MHz CH-Middle

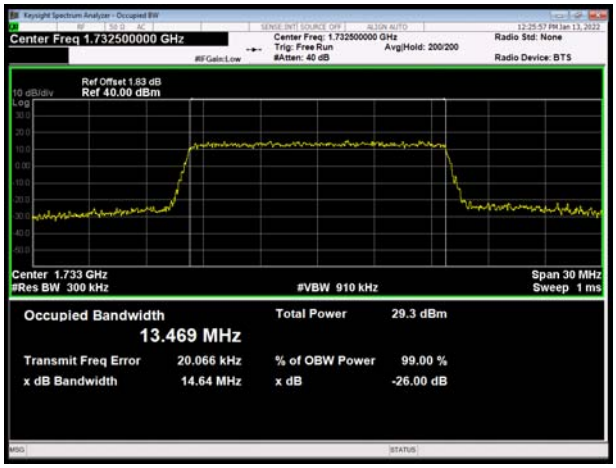

LTE Band 4 16QAM 20MHz CH-Middle

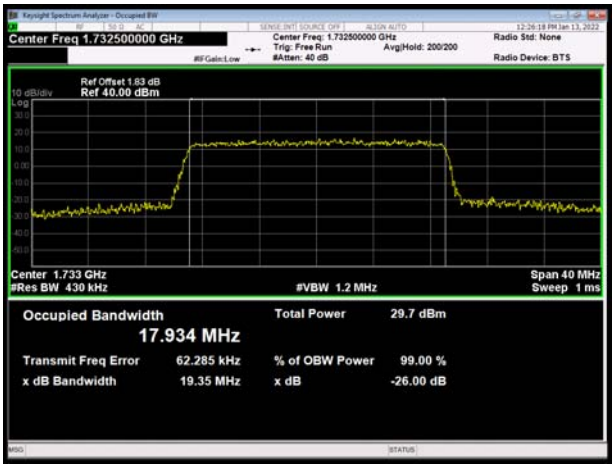

LTE Band 4 16QAM 15MHz CH-High

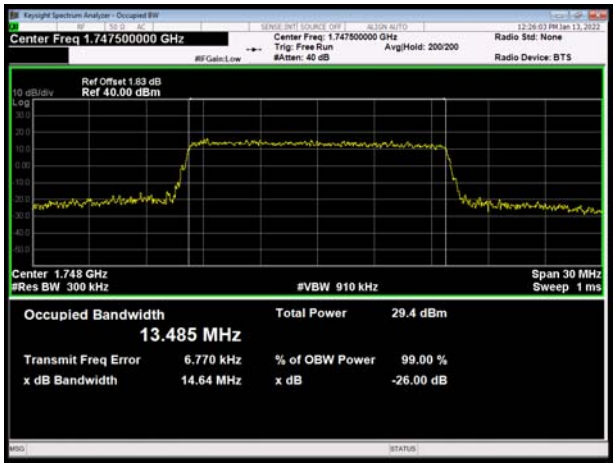

LTE Band 4 16QAM 20MHz CH-High

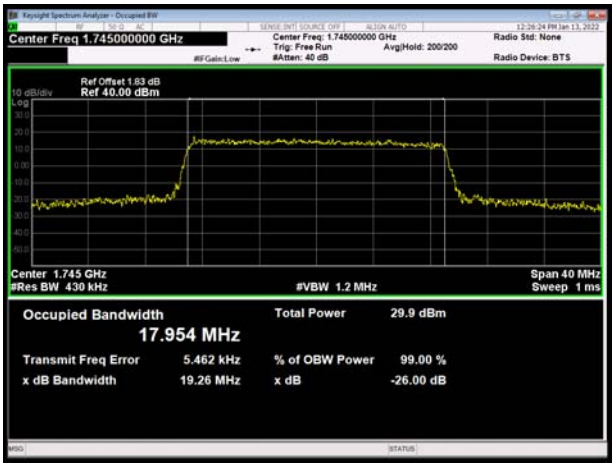

This report shall not be reproduced except in full, without the written approval of TA Technology (Shanghai) Co., Ltd.

1 RB

LTE Band 7 QPSK 5MHz CH-Low

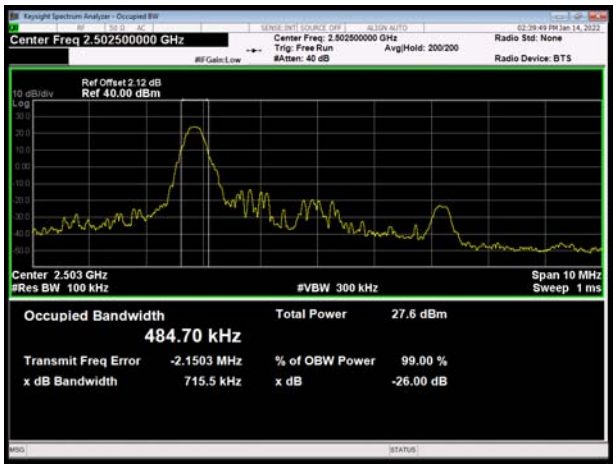

LTE Band 7 QPSK 10MHz CH-Low

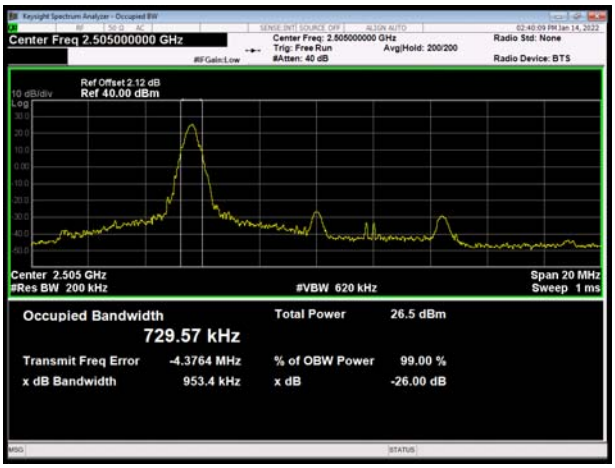

LTE Band 7 QPSK 5MHz CH-Middle

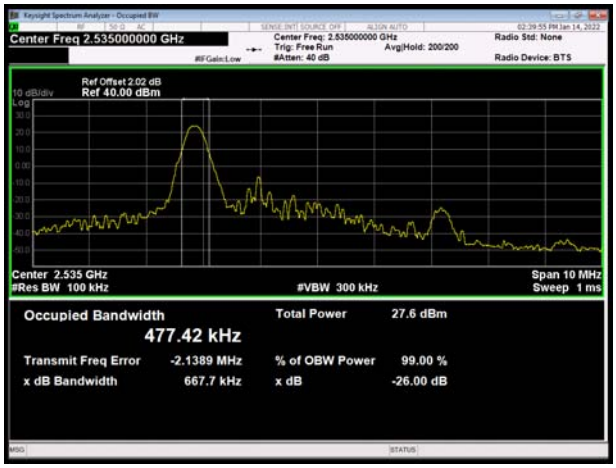

LTE Band 7 QPSK 10MHz CH-Middle

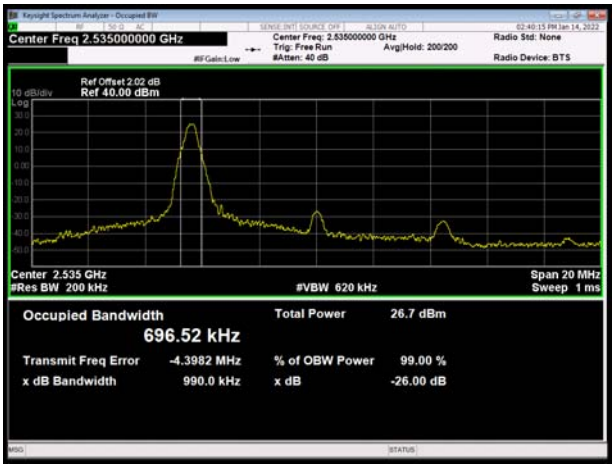

LTE Band 7 QPSK 5MHz CH-High

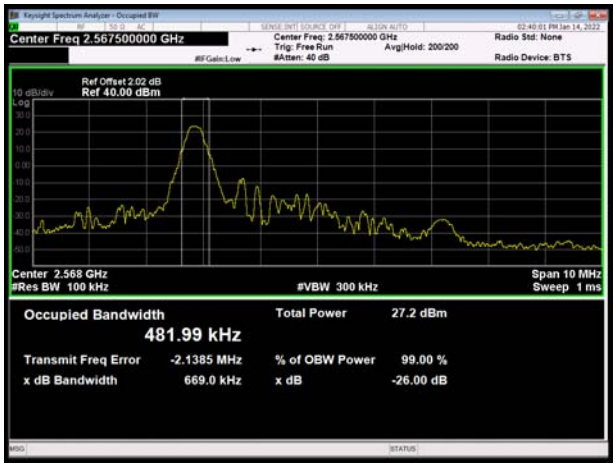

LTE Band 7 QPSK 10MHz CH-High

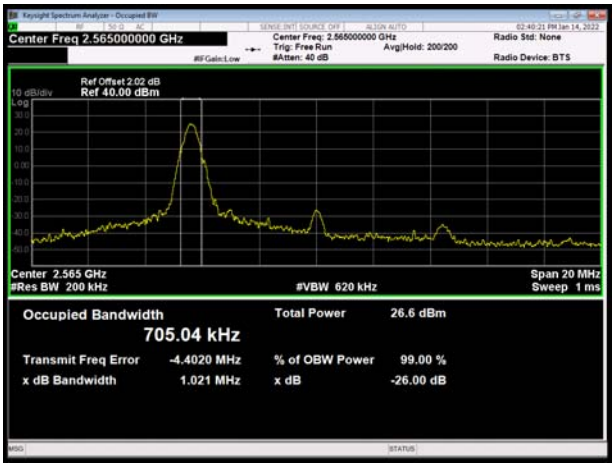

This report shall not be reproduced except in full, without the written approval of TA Technology (Shanghai) Co., Ltd.

LTE Band 7 QPSK 15MHz CH-Low

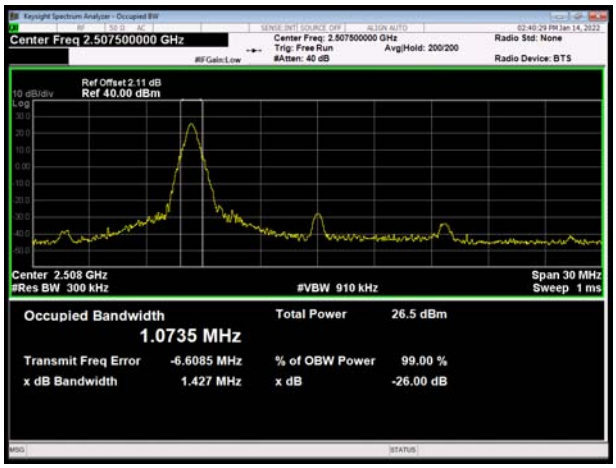

LTE Band 7 QPSK 20MHz CH-Low

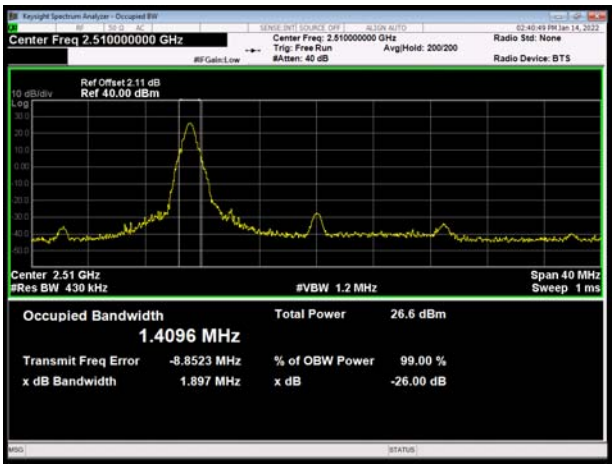

LTE Band 7 QPSK 15MHz CH-Middle

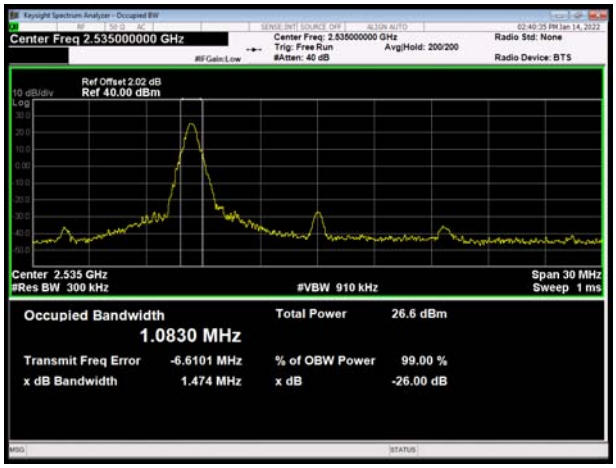

LTE Band 7 QPSK 20MHz CH-Middle

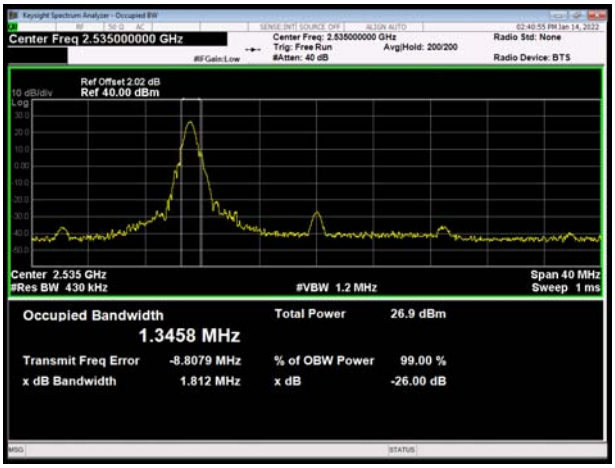

LTE Band 7 QPSK 15MHz CH-High

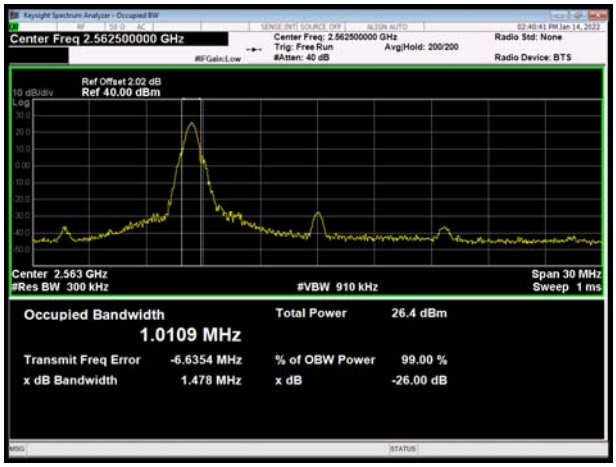

LTE Band 7 QPSK 20MHz CH-High

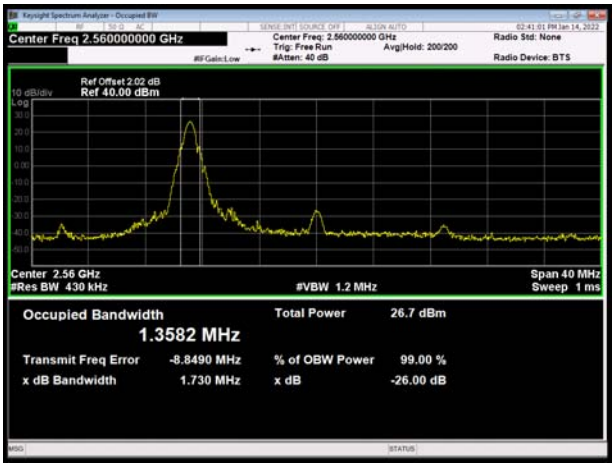

This report shall not be reproduced except in full, without the written approval of TA Technology (Shanghai) Co., Ltd.

LTE Band 7 16QAM 5MHz CH-Low

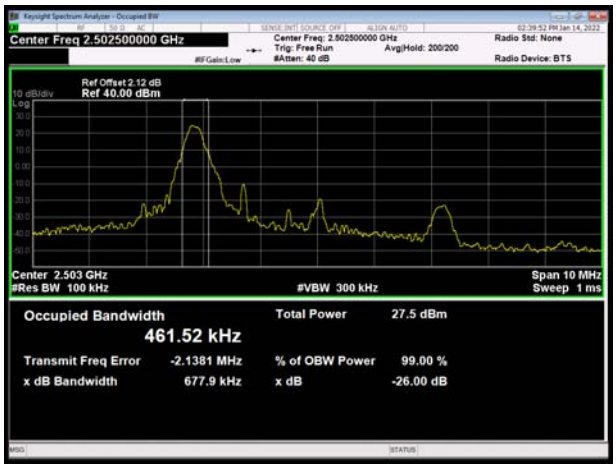

LTE Band 7 16QAM 10MHz CH-Low

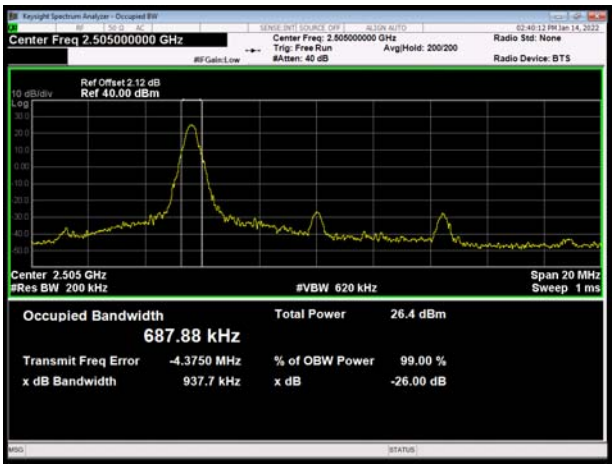

LTE Band 7 16QAM 5MHz CH-Middle

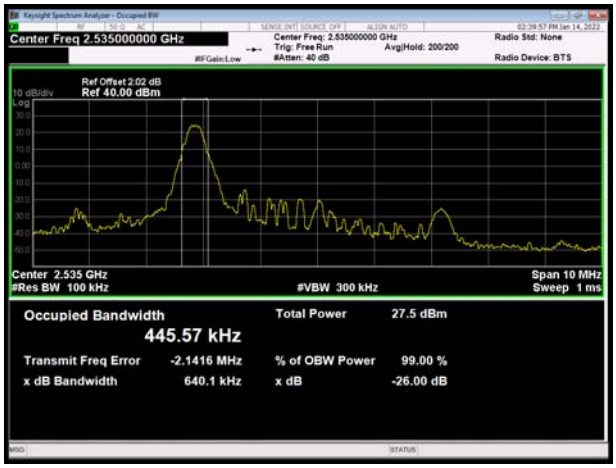

LTE Band 7 16QAM 10MHz CH-Middle

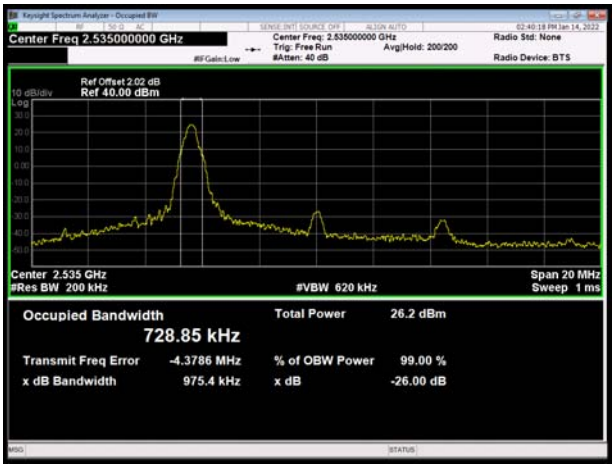

LTE Band 7 16QAM 5MHz CH-High

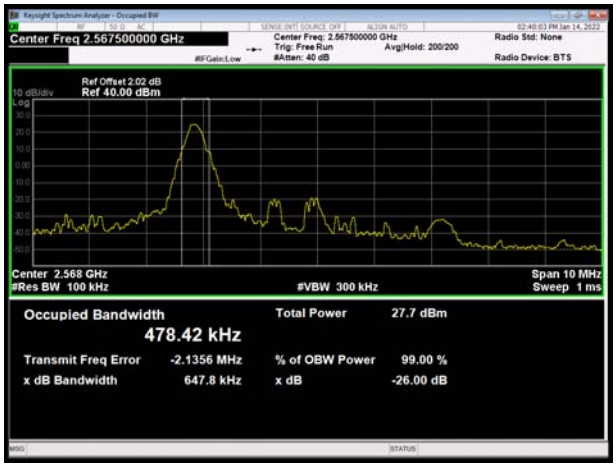

LTE Band 7 16QAM 10MHz CH-High

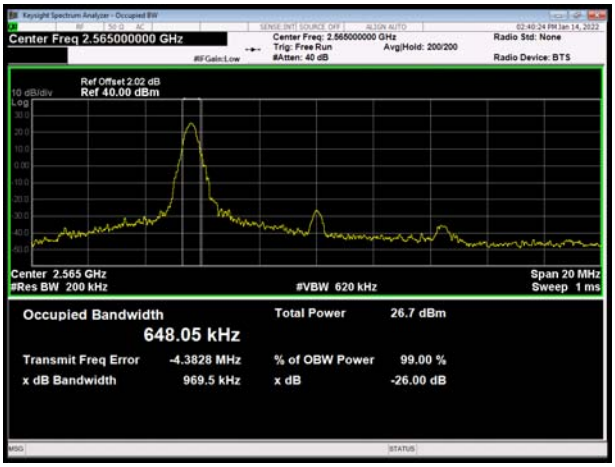

This report shall not be reproduced except in full, without the written approval of TA Technology (Shanghai) Co., Ltd.

LTE Band 7 16QAM 15MHz CH-Low

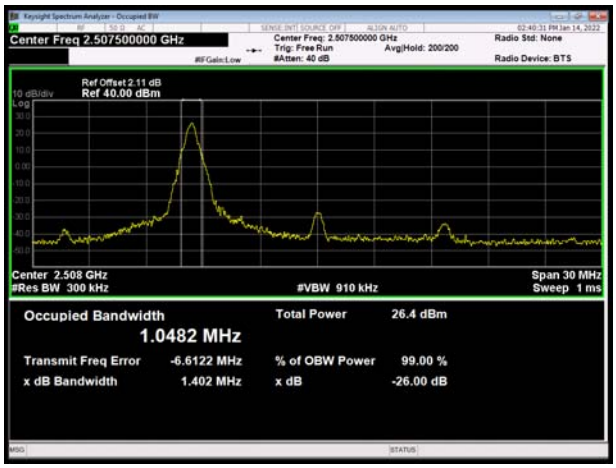

LTE Band 7 16QAM 20MHz CH-Low

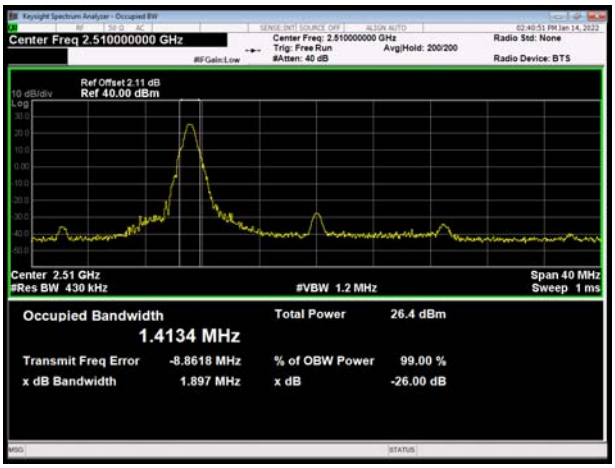

LTE Band 7 16QAM 15MHz CH-Middle

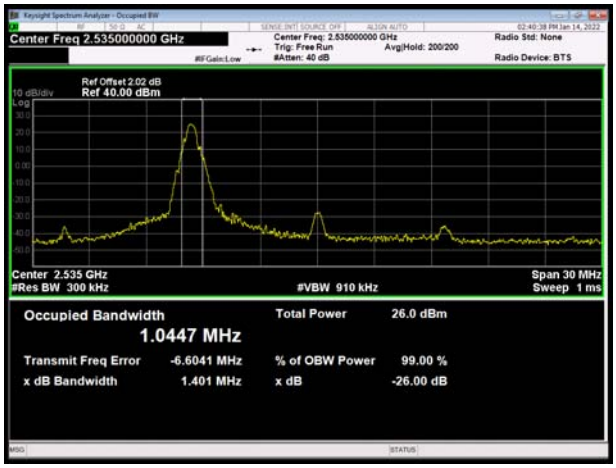

LTE Band 7 16QAM 20MHz CH-Middle

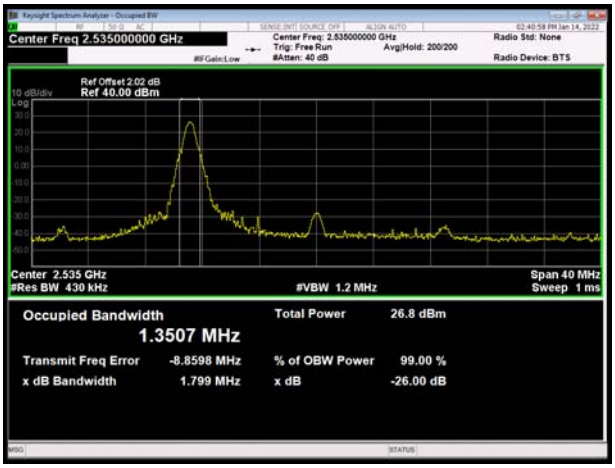

LTE Band 7 16QAM 15MHz CH-High

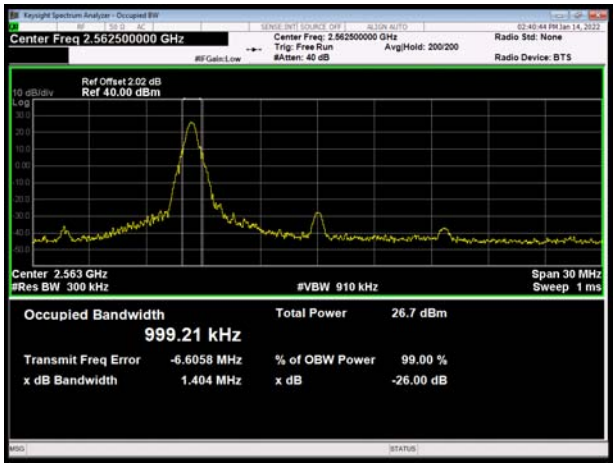

LTE Band 7 16QAM 20MHz CH-High

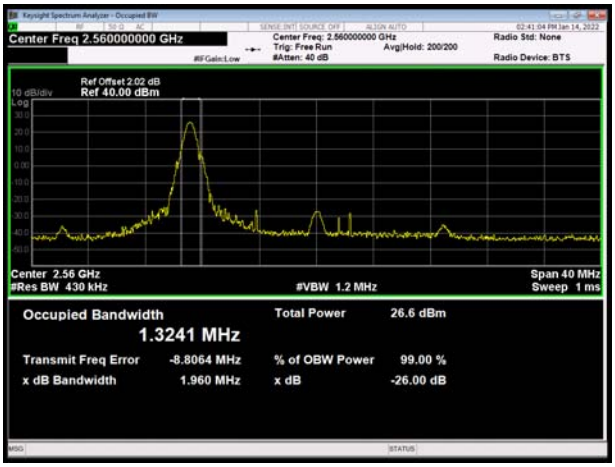

This report shall not be reproduced except in full, without the written approval of TA Technology (Shanghai) Co., Ltd.

100% RB

LTE Band 7 QPSK 5MHz CH-Low

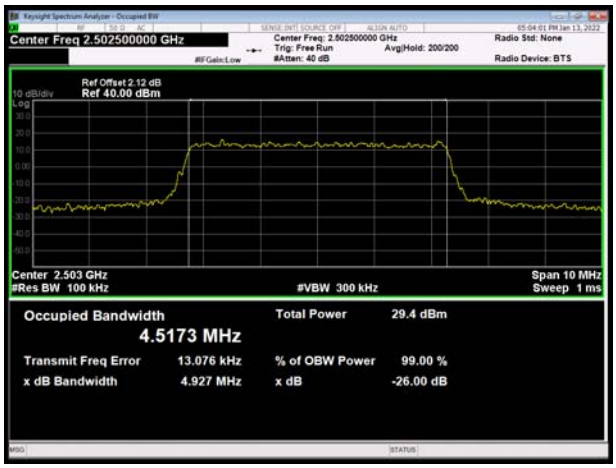

LTE Band 7 QPSK 10MHz CH-Low

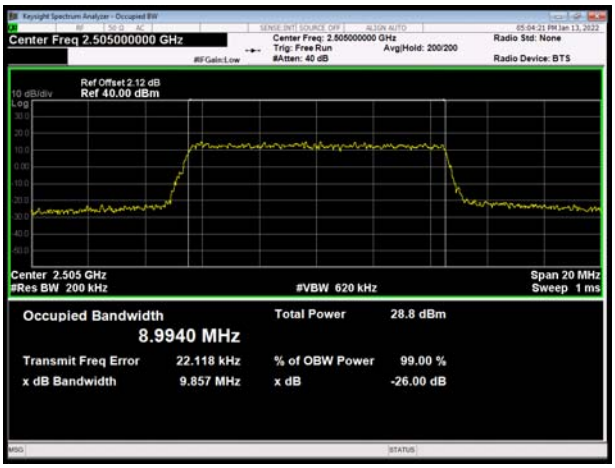

LTE Band 7 QPSK 5MHz CH-Middle

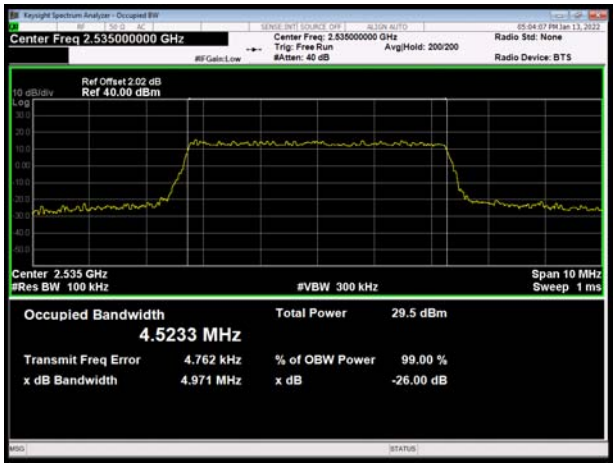

LTE Band 7 QPSK 10MHz CH-Middle

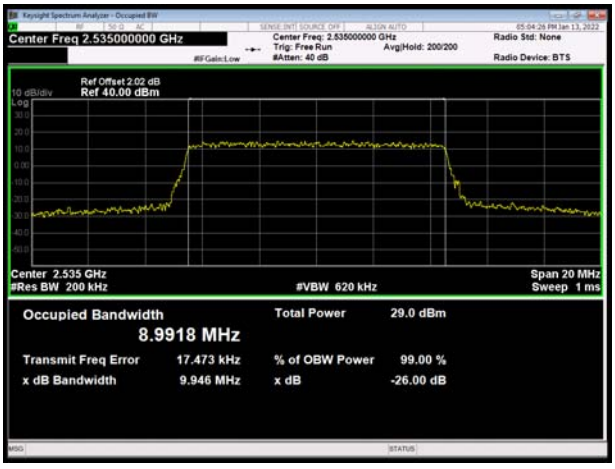

LTE Band 7 QPSK 5MHz CH-High

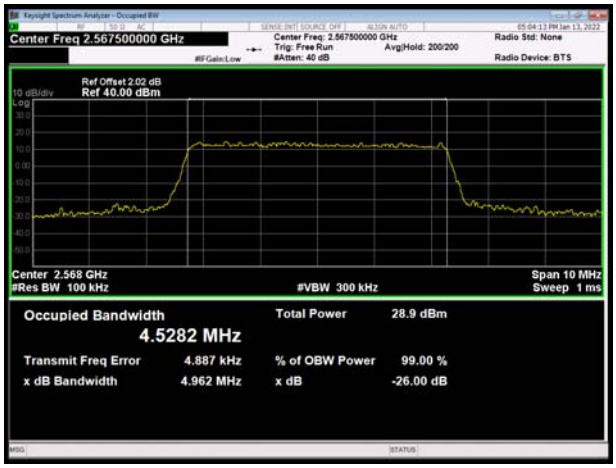

LTE Band 7 QPSK 10MHz CH-High

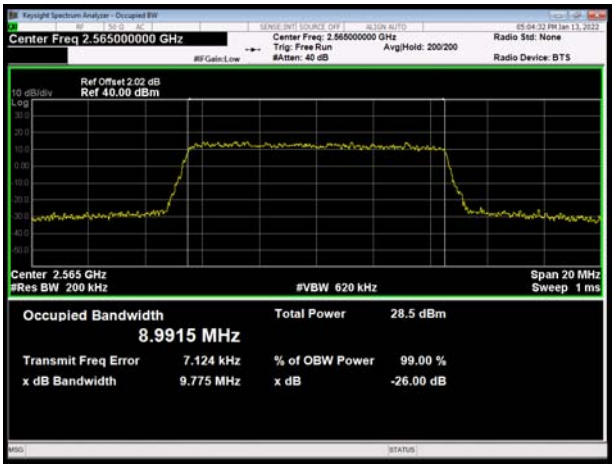

This report shall not be reproduced except in full, without the written approval of TA Technology (Shanghai) Co., Ltd.

LTE Band 7 QPSK 15MHz CH-Low

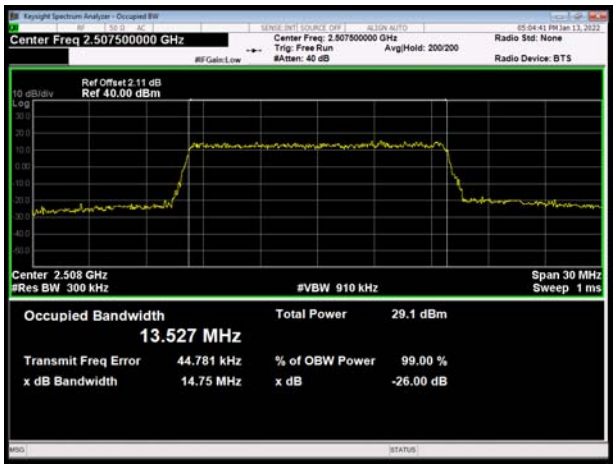

LTE Band 7 QPSK 20MHz CH-Low

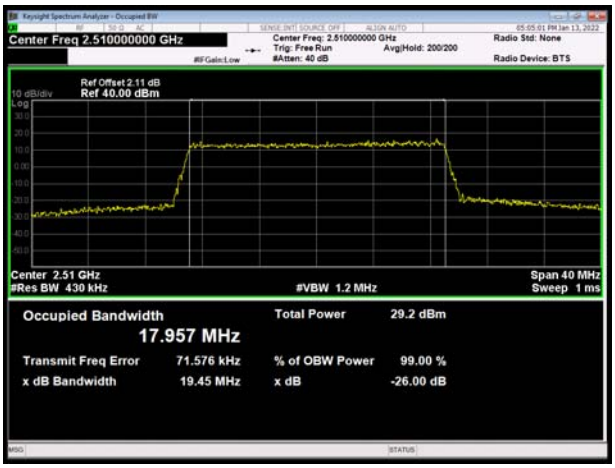

LTE Band 7 QPSK 15MHz CH-Middle

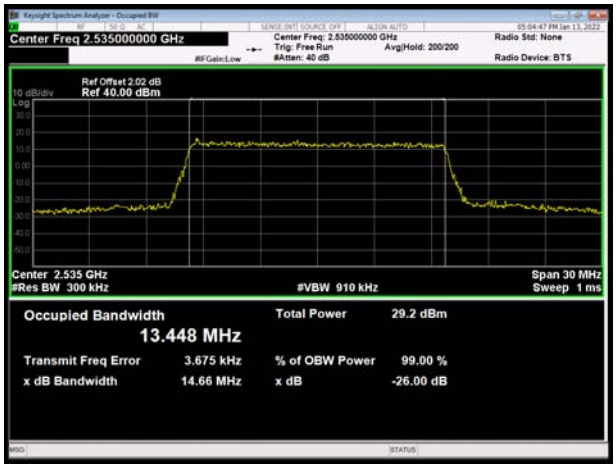

LTE Band 7 QPSK 20MHz CH-Middle

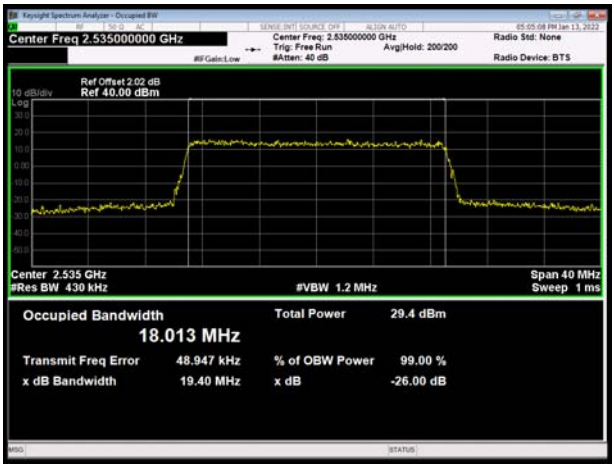

LTE Band 7 QPSK 15MHz CH-High

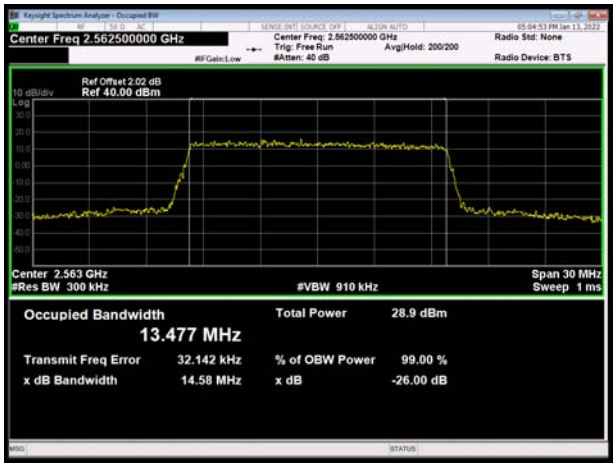

LTE Band 7 QPSK 20MHz CH-High

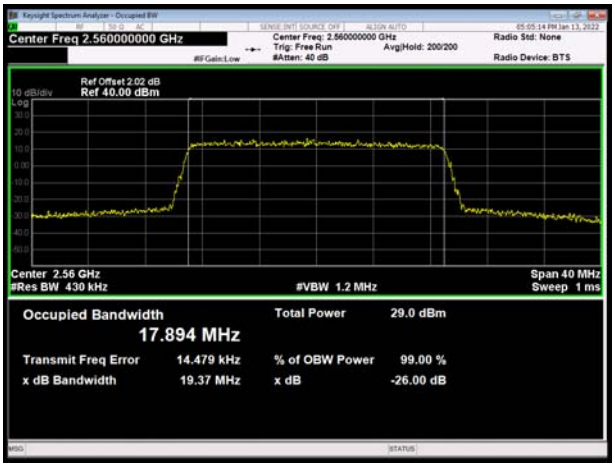

This report shall not be reproduced except in full, without the written approval of TA Technology (Shanghai) Co., Ltd.

LTE Band 7 16QAM 5MHz CH-Low

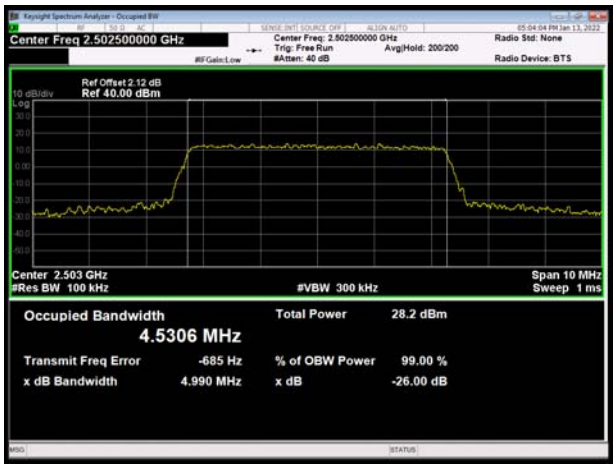

LTE Band 7 16QAM 10MHz CH-Low

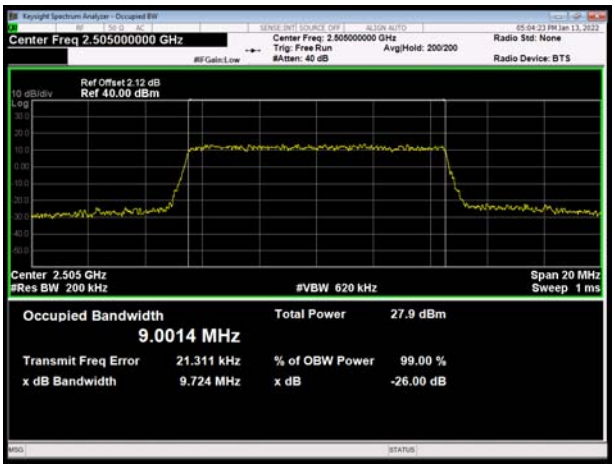

LTE Band 7 16QAM 5MHz CH-Middle

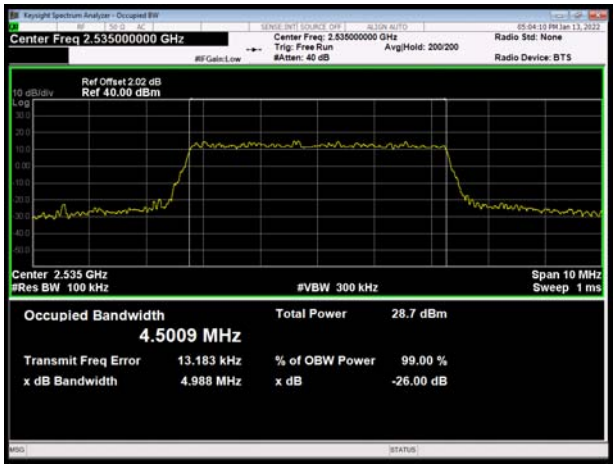

LTE Band 7 16QAM 10MHz CH-Middle

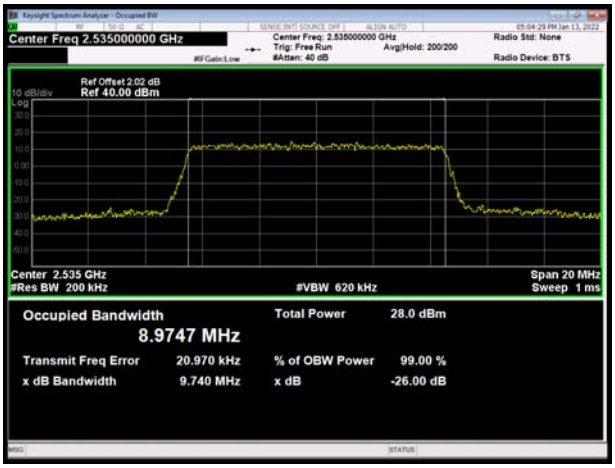

LTE Band 7 16QAM 5MHz CH-High

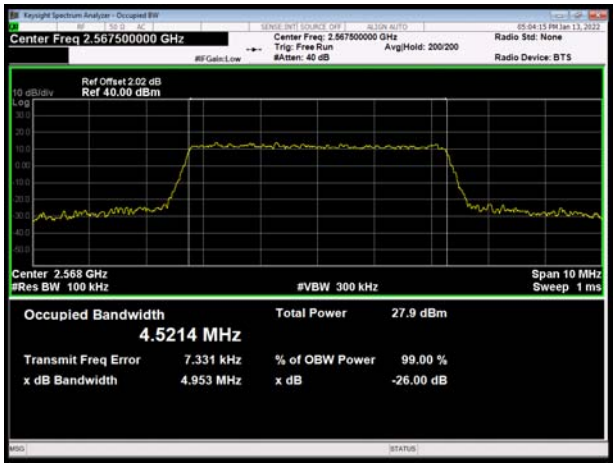

LTE Band 7 16QAM 10MHz CH-High

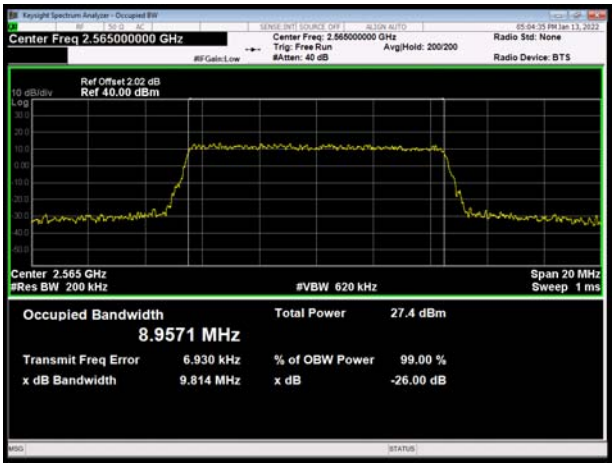

This report shall not be reproduced except in full, without the written approval of TA Technology (Shanghai) Co., Ltd.

LTE Band 7 16QAM 15MHz CH-Low

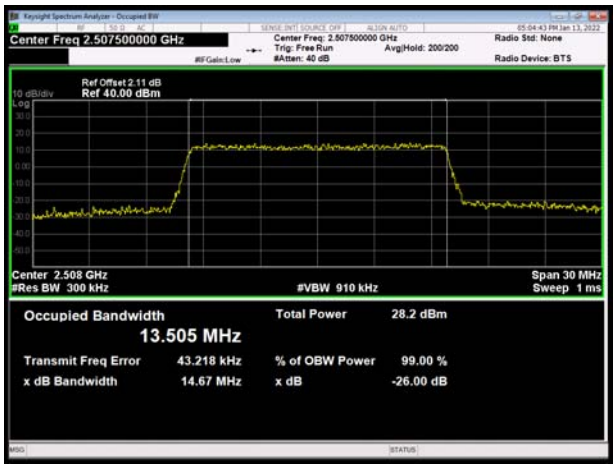

LTE Band 7 16QAM 20MHz CH-Low

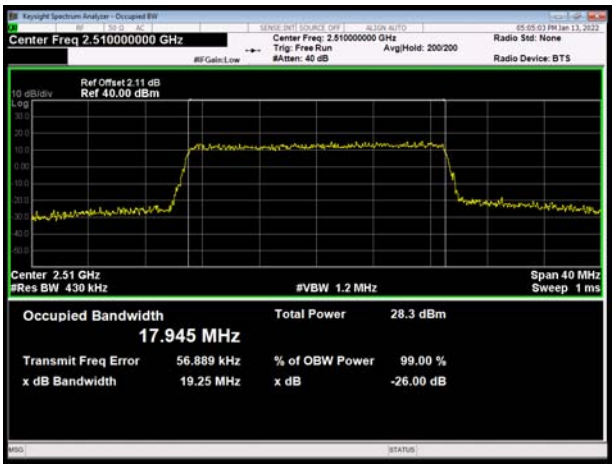

LTE Band 7 16QAM 15MHz CH-Middle

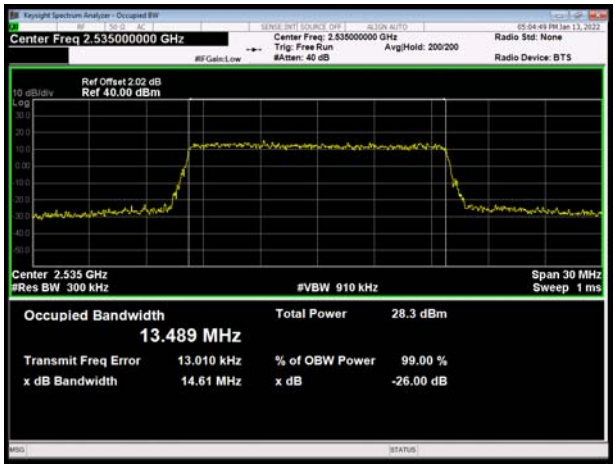

LTE Band 7 16QAM 20MHz CH-Middle

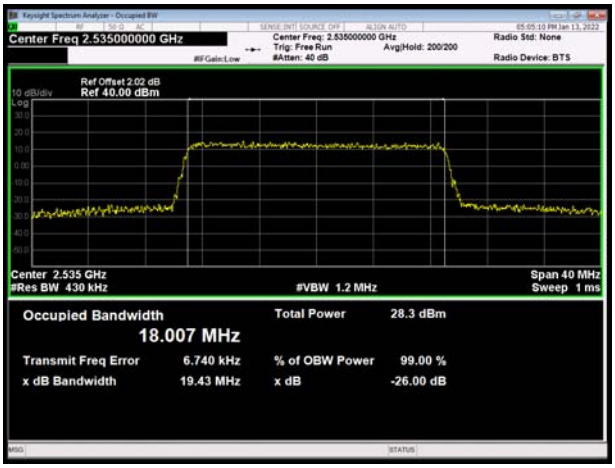

LTE Band 7 16QAM 15MHz CH-High

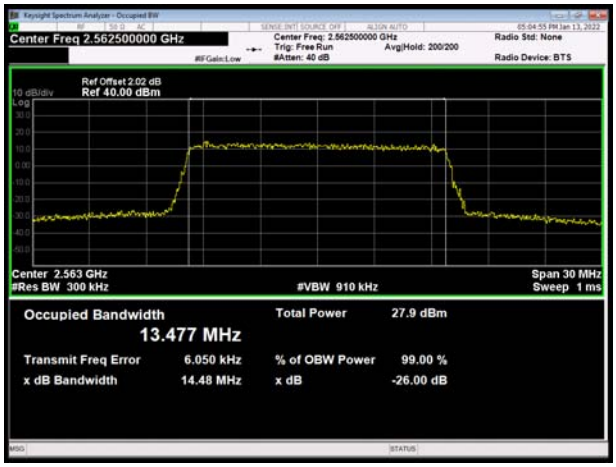

LTE Band 7 16QAM 20MHz CH-High

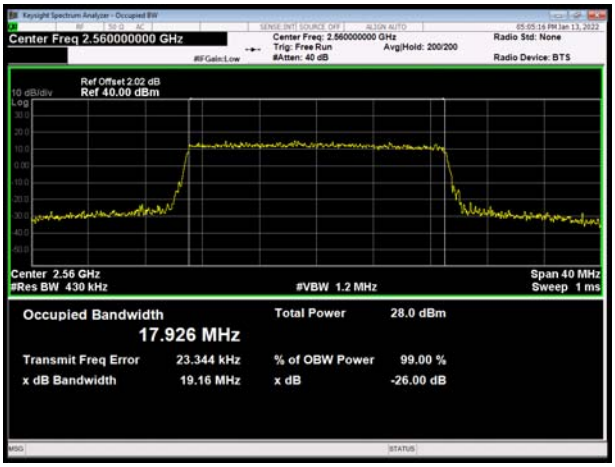

This report shall not be reproduced except in full, without the written approval of TA Technology (Shanghai) Co., Ltd.

1 RB

LTE Band 13 QPSK 5MHz CH-Low

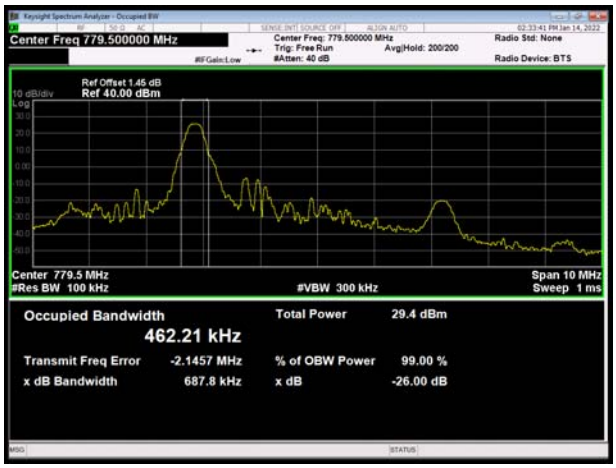

LTE Band 13 QPSK 5MHz CH-Middle

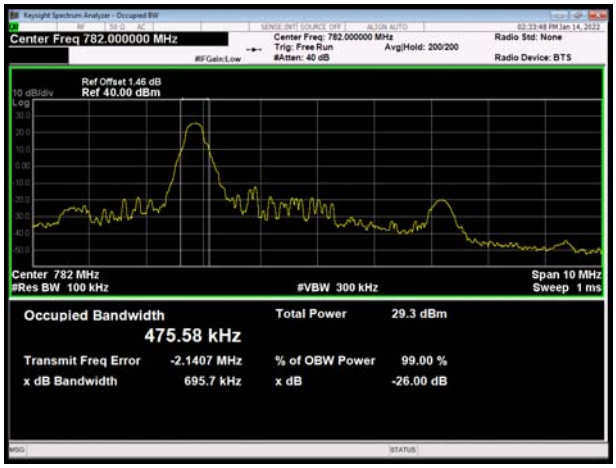

LTE Band 13 QPSK 10MHz CH-Middle

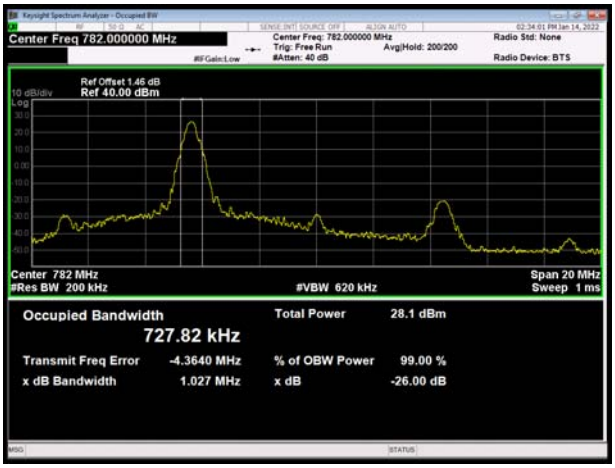

LTE Band 13 QPSK 5MHz CH-High

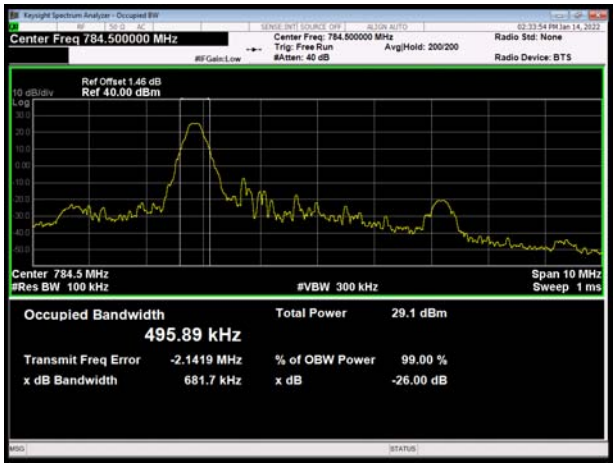

This report shall not be reproduced except in full, without the written approval of TA Technology (Shanghai) Co., Ltd.

LTE Band 13 16QAM 5MHz CH-Low

LTE Band 13 16QAM 5MHz CH-Middle

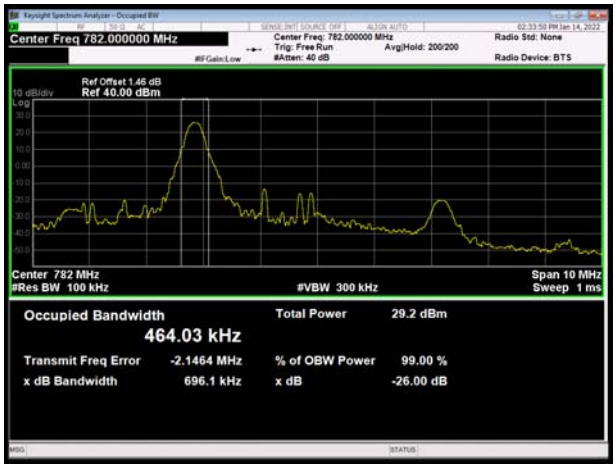

LTE Band 13 16QAM 10MHz CH-Middle

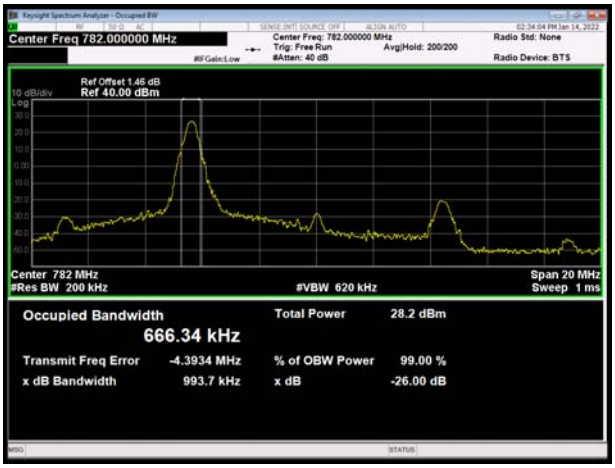

LTE Band 13 16QAM 5MHz CH-High

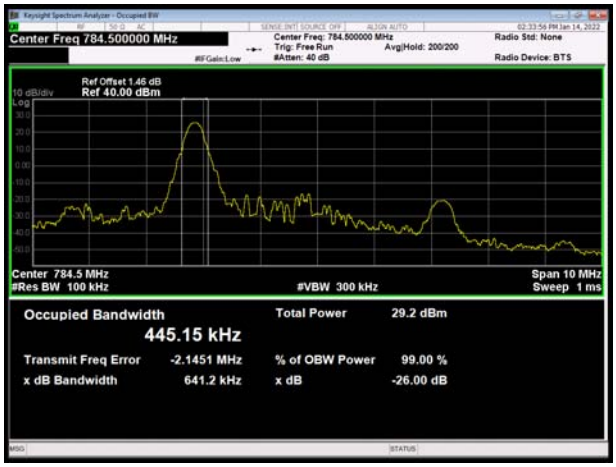

This report shall not be reproduced except in full, without the written approval of TA Technology (Shanghai) Co., Ltd.

100% RB

LTE Band 13 QPSK 5MHz CH-Low

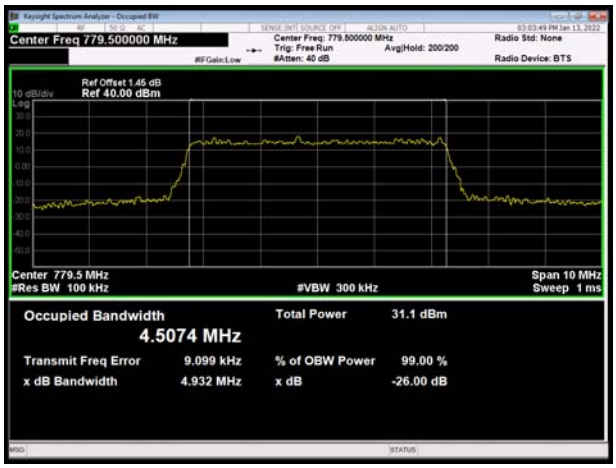

LTE Band 13 QPSK 5MHz CH-Middle

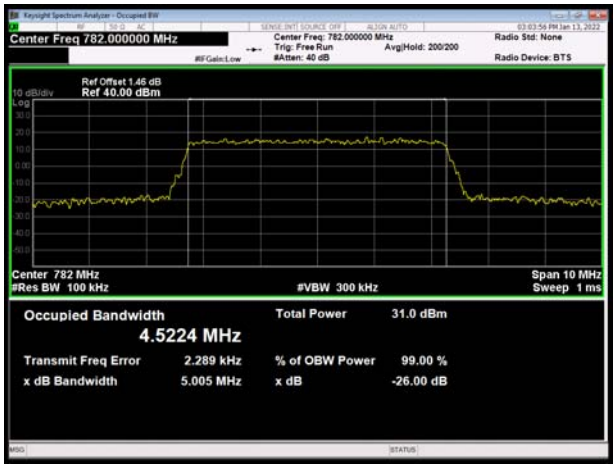

LTE Band 13 QPSK 10MHz CH-Middle

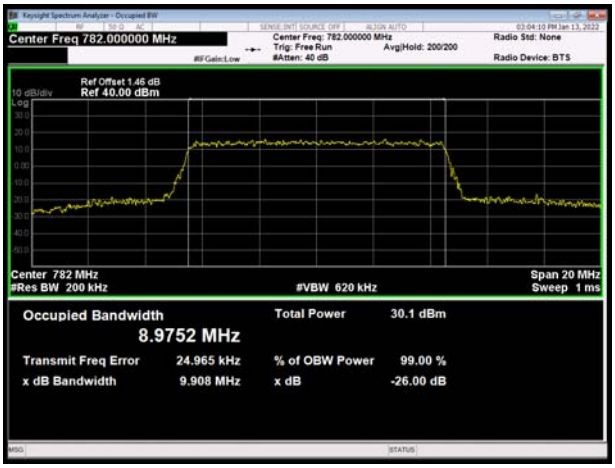

LTE Band 13 QPSK 5MHz CH-High

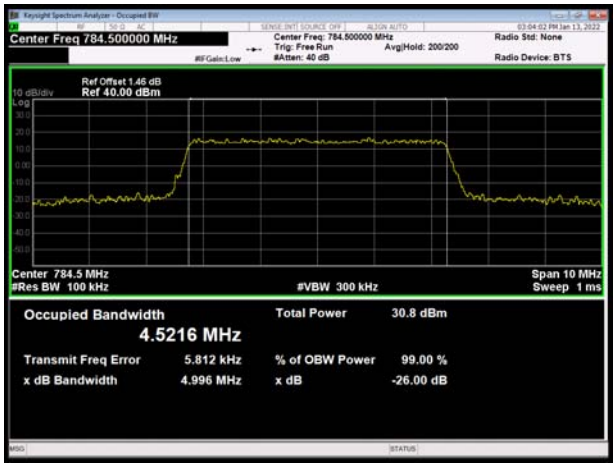

This report shall not be reproduced except in full, without the written approval of TA Technology (Shanghai) Co., Ltd.

LTE Band 13 16QAM 5MHz CH-Low

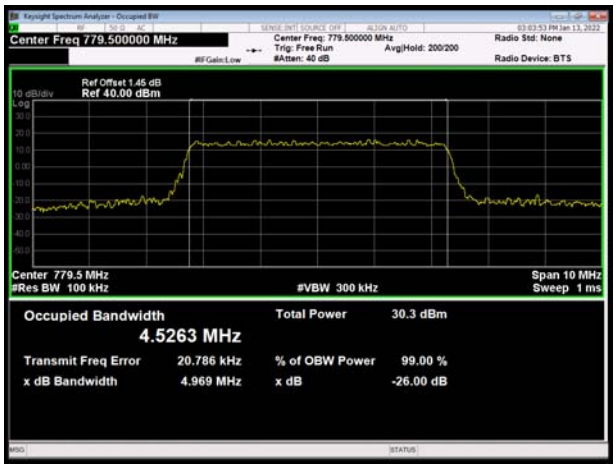

LTE Band 13 16QAM 5MHz CH-Middle

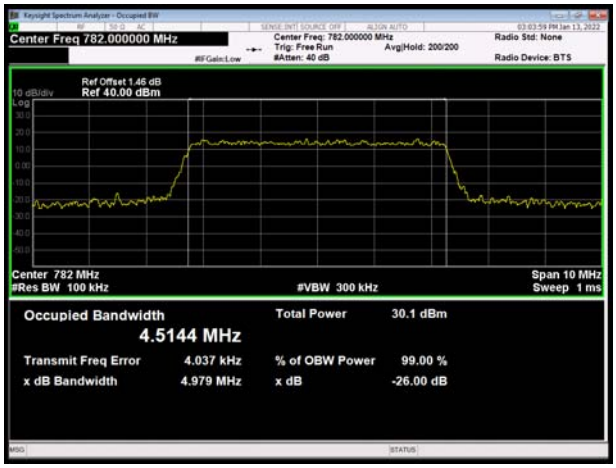

LTE Band 13 16QAM 10MHz CH-Middle

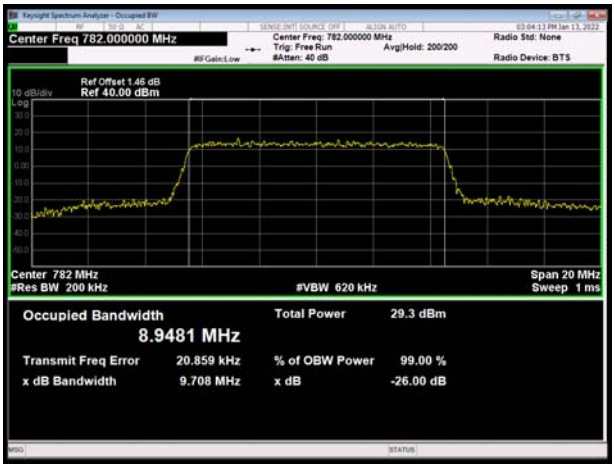

LTE Band 13 16QAM 5MHz CH-High

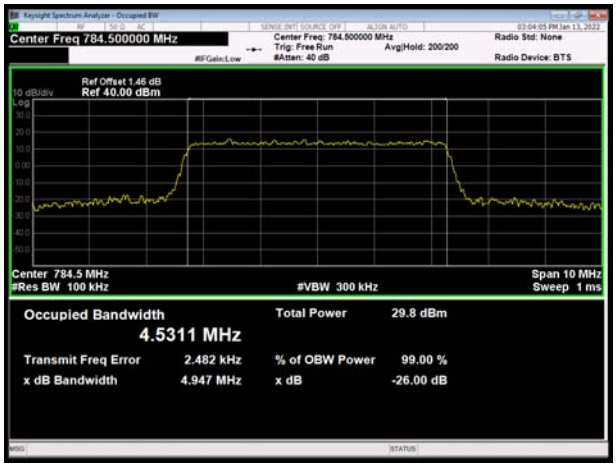

This report shall not be reproduced except in full, without the written approval of TA Technology (Shanghai) Co., Ltd.

1 RB

LTE Band 38 QPSK 5MHz CH-Low

LTE Band 38 QPSK 10MHz CH-Low

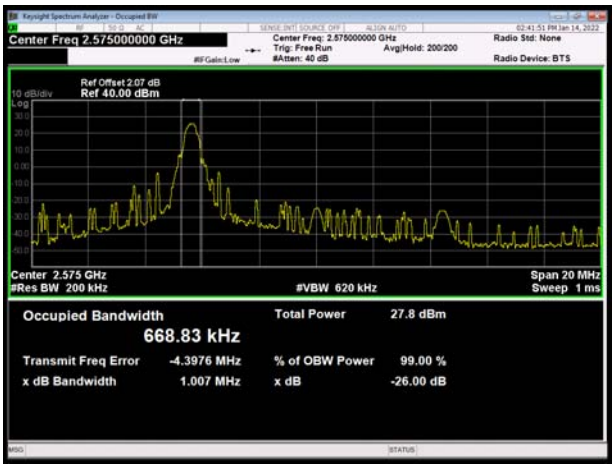

LTE Band 38 QPSK 5MHz CH-Middle

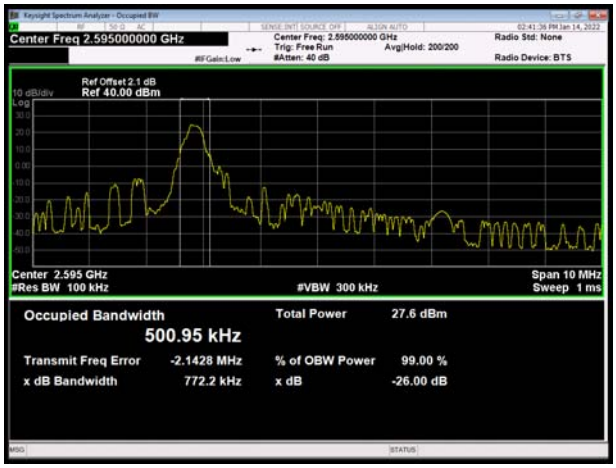

LTE Band 38 QPSK 10MHz CH-Middle

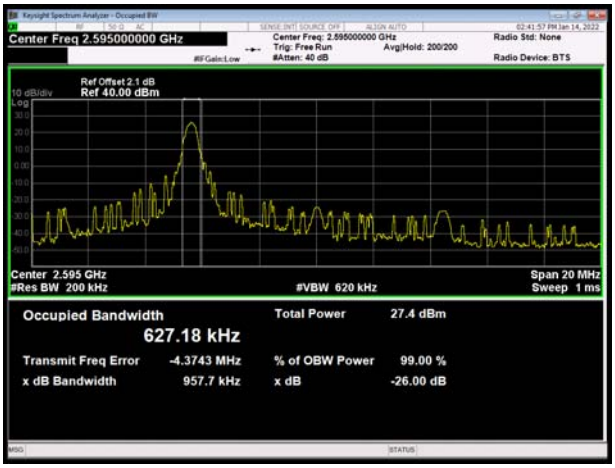

LTE Band 38 QPSK 5MHz CH-High

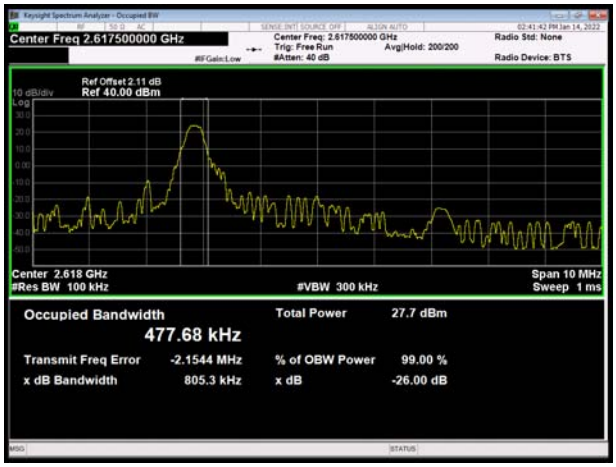

LTE Band 38 QPSK 10MHz CH-High

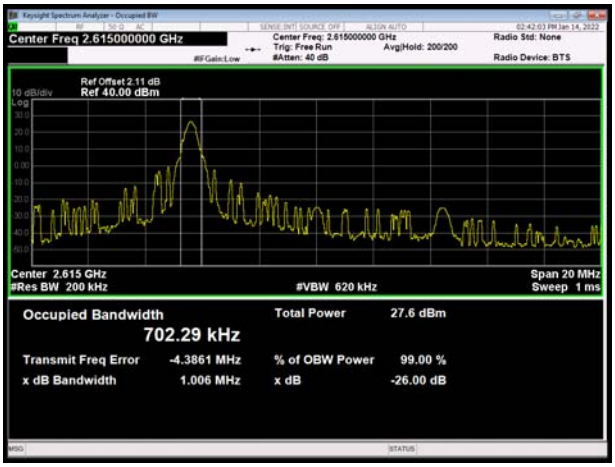

This report shall not be reproduced except in full, without the written approval of TA Technology (Shanghai) Co., Ltd.

LTE Band 38 QPSK 15MHz CH-Low

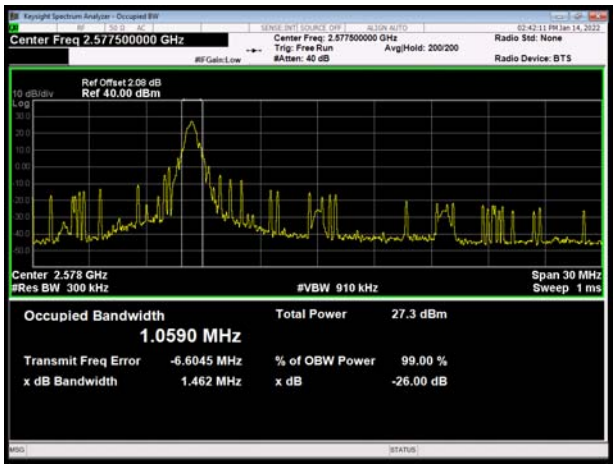

LTE Band 38 QPSK 20MHz CH-Low

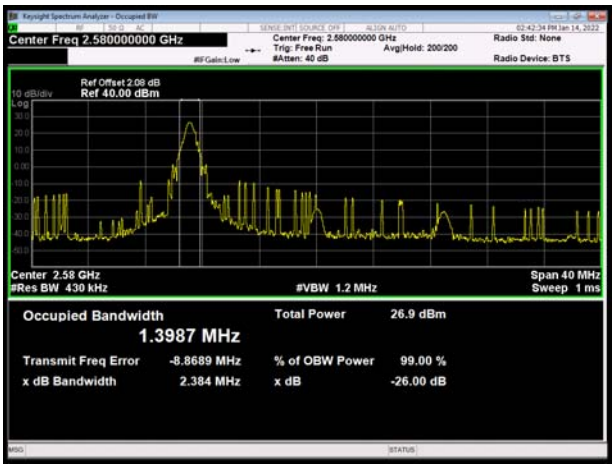

LTE Band 38 QPSK 15MHz CH-Middle

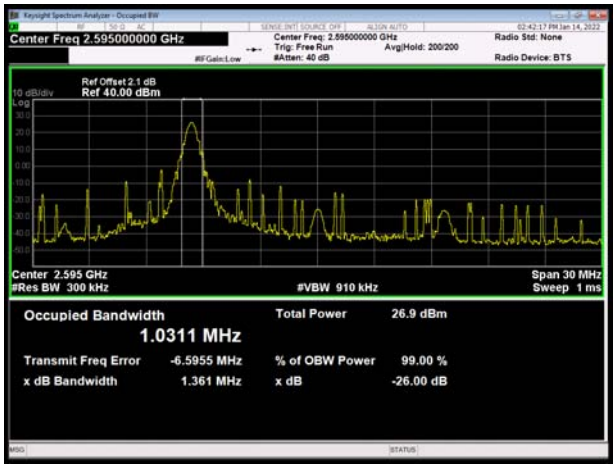

LTE Band 38 QPSK 20MHz CH-Middle

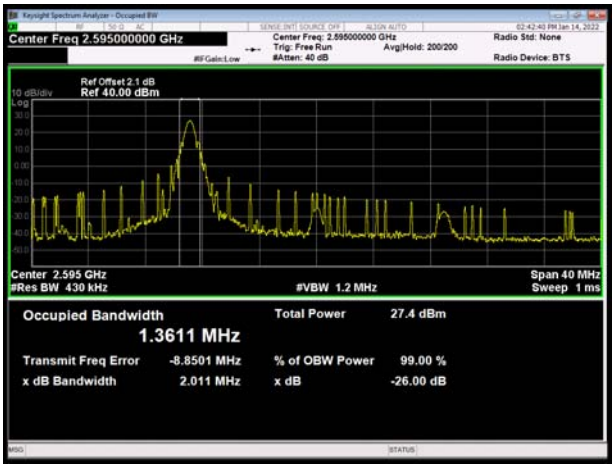

LTE Band 38 QPSK 15MHz CH-High

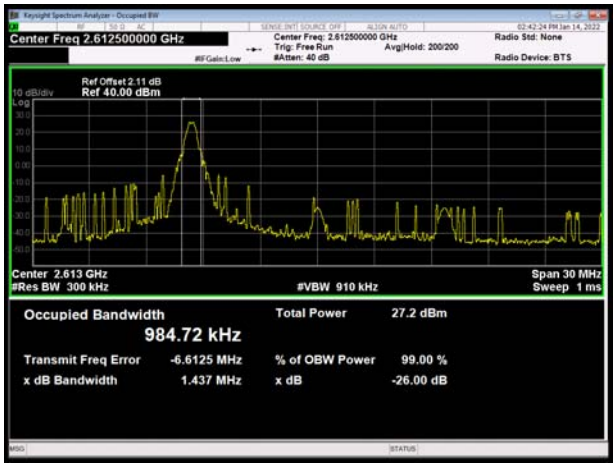

LTE Band 38 QPSK 20MHz CH-High

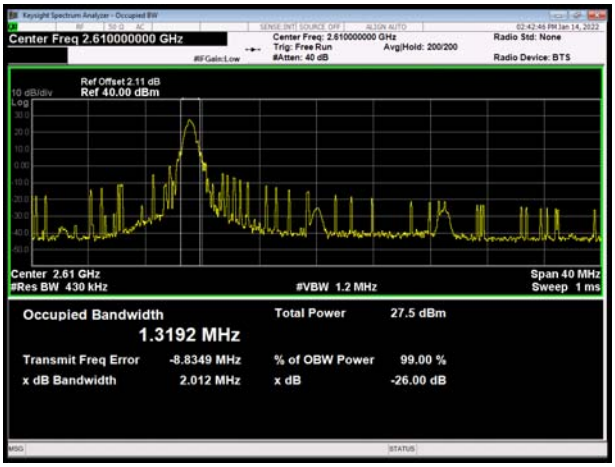

This report shall not be reproduced except in full, without the written approval of TA Technology (Shanghai) Co., Ltd.