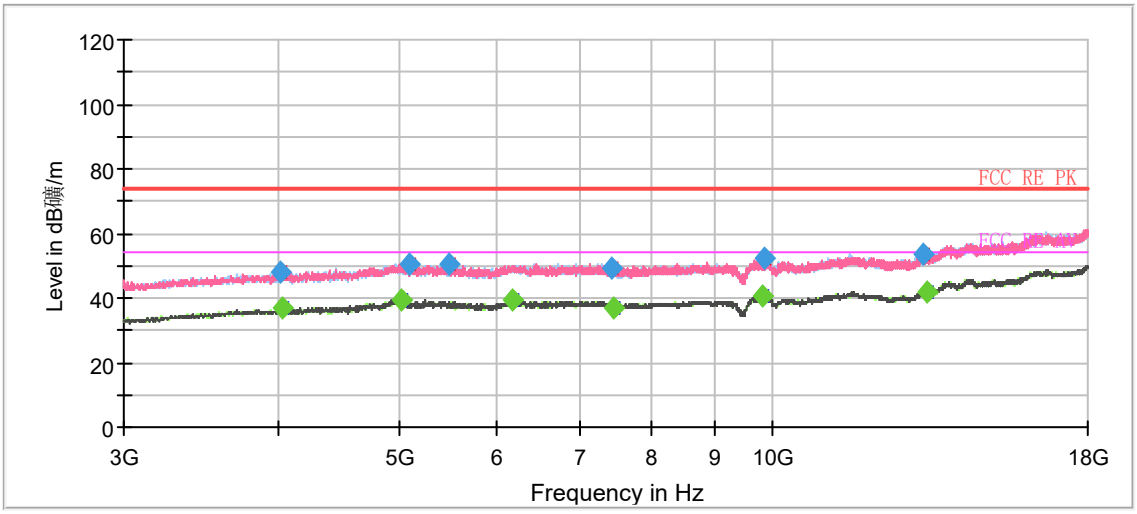

Radiates Emission from 3GHz to 18GHz

Frequency (MHz)	Peak (dBuV/m)	Average (dBuV/m)	Limit (dBuV/m)	Margin (dB)	Meas. Time (ms)	Height (cm)	Polarization	Azimuth (deg)	Correct Factor (dB)
4020.000000	47.91	---	74.00	26.09	500.0	100.0	H	236.0	-11.3
4027.500000	---	36.76	54.00	17.24	500.0	200.0	H	250.0	-11.3
5028.750000	---	39.43	54.00	14.57	500.0	100.0	V	167.0	-7.7
5107.500000	50.38	---	74.00	23.62	500.0	200.0	H	67.0	-8.0
5486.250000	50.56	---	74.00	23.44	500.0	200.0	H	162.0	-7.5
6180.000000	---	39.17	54.00	14.84	500.0	100.0	H	334.0	-7.1
7441.875000	49.21	---	74.00	24.79	500.0	200.0	V	235.0	-6.3
7456.875000	---	37.20	54.00	16.80	500.0	100.0	H	328.0	-6.4
9841.875000	---	40.32	54.00	13.68	500.0	200.0	H	359.0	-4.7
9864.375000	52.42	---	74.00	21.58	500.0	100.0	V	267.0	-4.6
13271.250000	53.70	---	74.00	20.30	500.0	200.0	H	212.0	-1.7
13329.375000	---	42.02	54.00	11.98	500.0	100.0	H	142.0	-1.5

Remark: 1. Correction Factor = Antenna factor+ Insertion loss (cable loss + amplifier gain)

This report shall not be reproduced except in full, without the written approval of TA Technology (Shanghai) Co., Ltd.

802.11g CH9

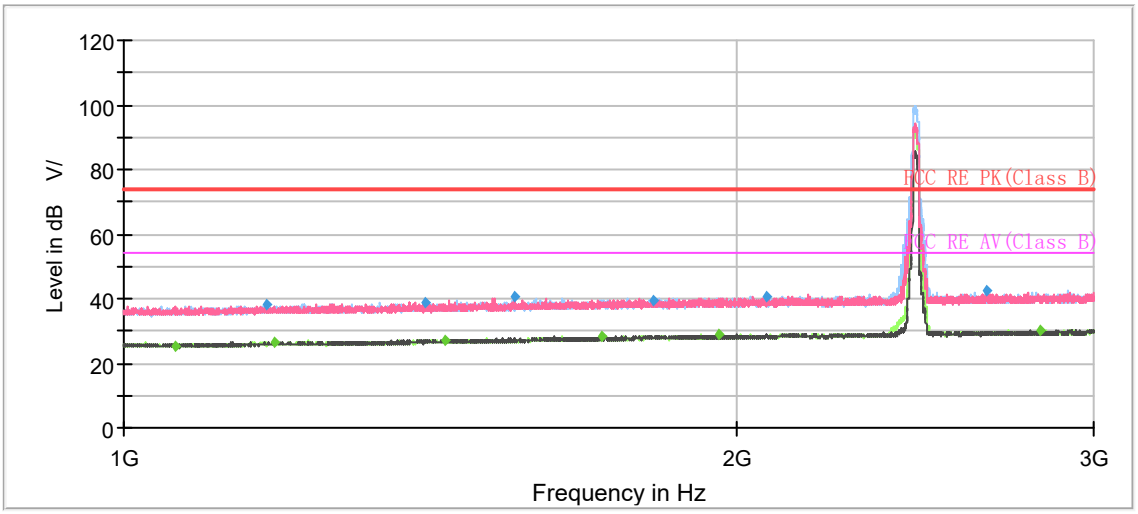

Note: The signal beyond the limit is carrier.

Radiates Emission from 1GHz to 3GHz

Frequency (MHz)	Peak (dBuV/m)	Average (dBuV/m)	Limit (dBuV/m)	Margin (dB)	Meas. Time (ms)	Height (cm)	Polarization	Azimuth (deg)	Correct Factor (dB)
1060.00	---	25.38	54.00	28.62	500.00	100.0	H	206.00	0
1176.00	38.06	---	74.00	35.94	500.00	200.0	V	257.00	0
1185.75	---	26.41	54.00	27.59	500.00	100.0	H	77.00	1
1407.00	38.75	---	74.00	35.25	500.00	100.0	H	274.00	2
1439.00	---	27.25	54.00	26.75	500.00	100.0	H	50.00	2
1556.00	40.39	---	74.00	33.61	500.00	200.0	V	341.00	2
1719.00	---	28.29	54.00	25.71	500.00	100.0	V	68.00	3
1821.75	39.30	---	74.00	34.70	500.00	100.0	H	306.00	3
1963.25	---	28.87	54.00	25.13	500.00	200.0	H	11.00	3
2071.75	40.70	---	74.00	33.30	500.00	200.0	V	337.00	4
2657.50	42.36	---	74.00	31.64	500.00	200.0	V	131.00	5
2823.75	---	30.26	54.00	23.74	500.00	100.0	V	191.00	5

Remark: 1. Correction Factor = Antenna factor+ Insertion loss (cable loss + amplifier gain)

This report shall not be reproduced except in full, without the written approval of TA Technology (Shanghai) Co., Ltd.

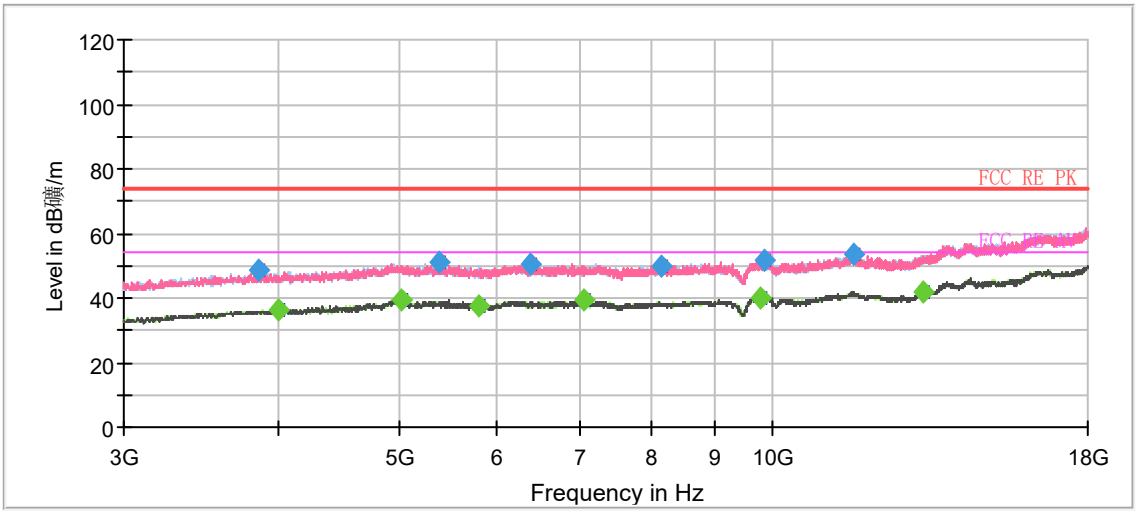

Radiates Emission from 3GHz to 18GHz

Frequency (MHz)	Peak (dBuV/m)	Average (dBuV/m)	Limit (dBuV/m)	Margin (dB)	Meas. Time (ms)	Height (cm)	Polarization	Azimuth (deg)	Correct Factor (dB)
3853.125000	48.46	---	74.00	25.54	500.0	200.0	H	0.0	-12.0
3999.375000	---	36.49	54.00	17.51	500.0	200.0	H	262.0	-11.4
5032.500000	---	39.24	54.00	14.76	500.0	200.0	V	331.0	-7.7
5398.125000	51.16	---	74.00	22.84	500.0	200.0	V	138.0	-7.7
5805.000000	---	37.83	54.00	16.17	500.0	200.0	H	45.0	-7.6
6399.375000	50.72	---	74.00	23.28	500.0	200.0	V	243.0	-6.8
7068.750000	---	39.10	54.00	14.90	500.0	200.0	H	119.0	-6.3
8160.000000	49.59	---	74.00	24.41	500.0	100.0	V	238.0	-6.6
9808.125000	---	40.04	54.00	13.96	500.0	100.0	V	84.0	-4.7
9870.000000	51.51	---	74.00	22.49	500.0	200.0	H	17.0	-4.6
11649.375000	53.75	---	74.00	20.25	500.0	200.0	V	199.0	-2.8
13246.875000	---	42.03	54.00	11.97	500.0	100.0	V	123.0	-1.7

Remark: 1. Correction Factor = Antenna factor+ Insertion loss (cable loss + amplifier gain)

This report shall not be reproduced except in full, without the written approval of TA Technology (Shanghai) Co., Ltd.

802.11g CH10

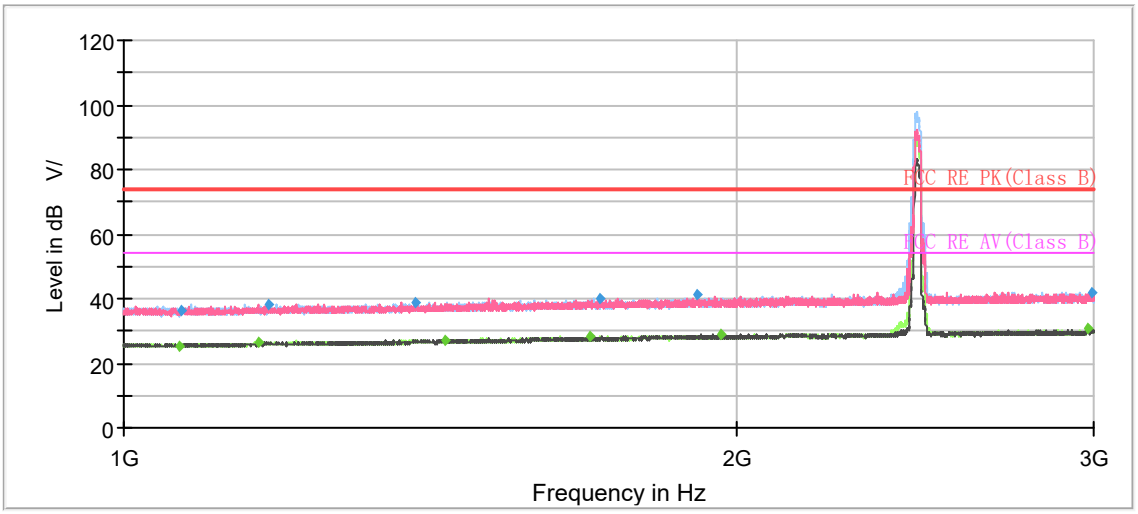

Note: The signal beyond the limit is carrier.

Radiates Emission from 1GHz to 3GHz

Frequency (MHz)	Peak (dBuV/m)	Average (dBuV/m)	Limit (dBuV/m)	Margin (dB)	Meas. Time (ms)	Height (cm)	Polarization	Azimuth (deg)	Correct Factor (dB)
1064.75	---	25.53	54.00	28.47	500.00	200.0	H	31.00	0
1067.75	36.28	---	74.00	37.72	500.00	100.0	H	336.00	0
1165.00	---	26.47	54.00	27.53	500.00	200.0	V	153.00	0
1179.50	38.44	---	74.00	35.56	500.00	100.0	H	254.00	1
1392.75	39.05	---	74.00	34.95	500.00	200.0	H	31.00	2
1437.50	---	27.27	54.00	26.73	500.00	200.0	V	264.00	2
1694.00	---	28.20	54.00	25.80	500.00	200.0	H	0.00	3
1714.50	40.30	---	74.00	33.70	500.00	200.0	V	103.00	3
1915.50	40.95	---	74.00	33.05	500.00	200.0	V	320.00	3
1966.00	---	28.94	54.00	25.06	500.00	200.0	V	330.00	3
2977.75	---	30.50	54.00	23.50	500.00	200.0	V	194.00	6
2996.00	42.06	---	74.00	31.94	500.00	200.0	V	94.00	6

Remark: 1. Correction Factor = Antenna factor+ Insertion loss (cable loss + amplifier gain)

This report shall not be reproduced except in full, without the written approval of TA Technology (Shanghai) Co., Ltd.

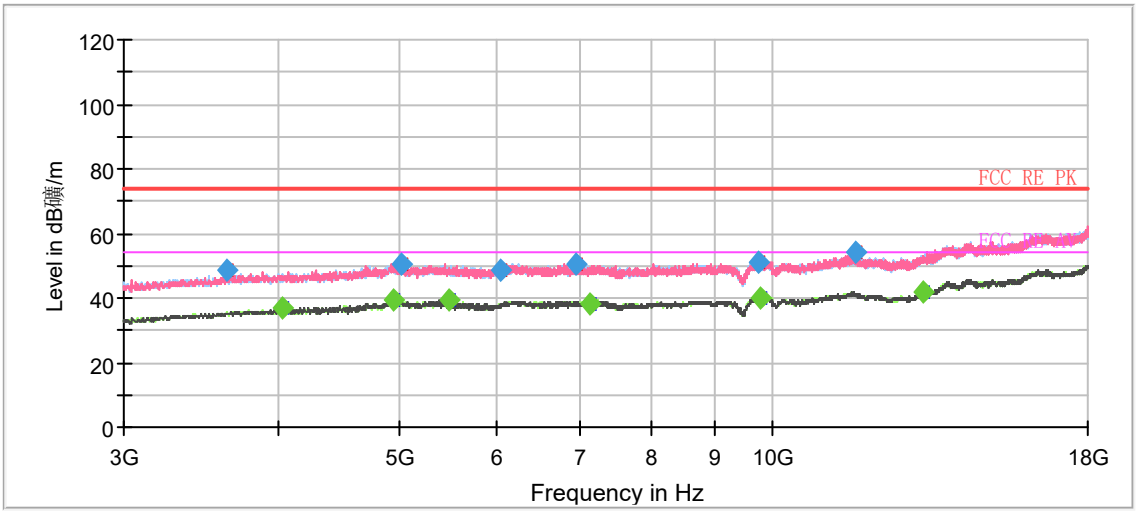

Radiates Emission from 3GHz to 18GHz

Frequency (MHz)	Peak (dBuV/m)	Average (dBuV/m)	Limit (dBuV/m)	Margin (dB)	Meas. Time (ms)	Height (cm)	Polarization	Azimuth (deg)	Correct Factor (dB)
3635.625000	48.49	---	74.00	25.51	500.0	100.0	V	0.0	-12.5
4025.625000	---	36.70	54.00	17.30	500.0	100.0	V	99.0	-11.3
4950.000000	---	39.27	54.00	14.73	500.0	200.0	V	83.0	-7.6
5028.750000	50.59	---	74.00	23.41	500.0	200.0	H	53.0	-7.7
5486.250000	---	39.14	54.00	14.86	500.0	100.0	H	211.0	-7.5
6033.750000	48.64	---	74.00	25.36	500.0	200.0	H	48.0	-7.7
6958.125000	50.64	---	74.00	23.36	500.0	200.0	V	166.0	-6.4
7145.625000	---	38.02	54.00	15.98	500.0	200.0	H	135.0	-6.1
9751.875000	51.07	---	74.00	22.93	500.0	200.0	V	254.0	-4.7
9781.875000	---	40.21	54.00	13.79	500.0	200.0	H	135.0	-4.8
11685.000000	54.16	---	74.00	19.84	500.0	200.0	H	75.0	-2.8
13241.250000	---	42.14	54.00	11.86	500.0	100.0	H	315.0	-1.7

Remark: 1. Correction Factor = Antenna factor+ Insertion loss (cable loss + amplifier gain)

This report shall not be reproduced except in full, without the written approval of TA Technology (Shanghai) Co., Ltd.

802.11g CH11

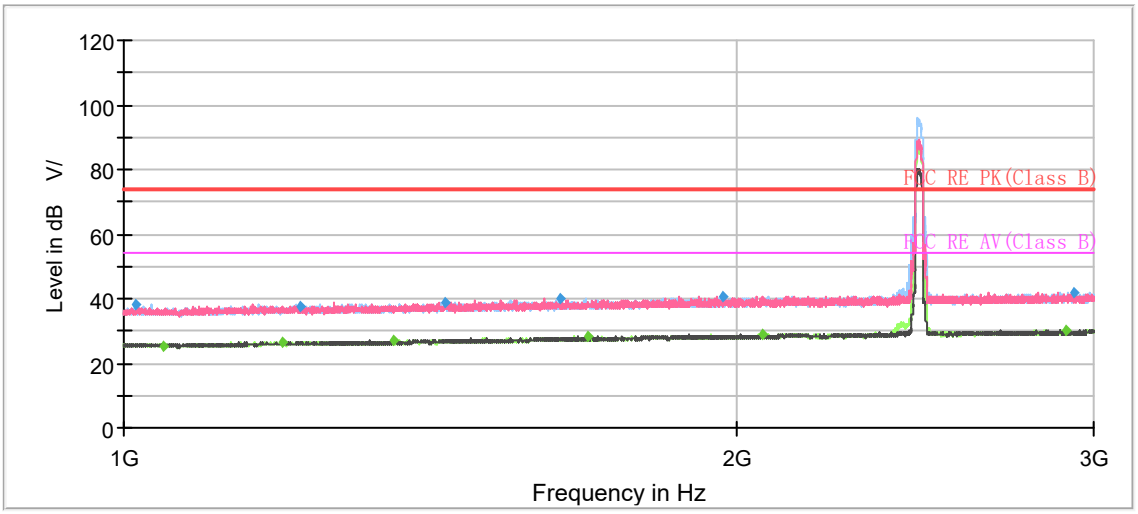

Note: The signal beyond the limit is carrier.

Radiates Emission from 1GHz to 3GHz

Frequency (MHz)	Peak (dBuV/m)	Average (dBuV/m)	Limit (dBuV/m)	Margin (dB)	Meas. Time (ms)	Height (cm)	Polarization	Azimuth (deg)	Correct Factor (dB)
1013.50	38.11	---	74.00	35.89	500.00	200.0	H	324.00	0
1045.50	---	25.31	54.00	28.69	500.00	200.0	H	200.00	0
1196.00	---	26.40	54.00	27.60	500.00	200.0	H	301.00	1
1221.00	37.48	---	74.00	36.52	500.00	100.0	H	122.00	1
1358.00	---	27.25	54.00	26.75	500.00	200.0	H	0.00	1
1439.75	38.94	---	74.00	35.06	500.00	100.0	V	37.00	2
1638.00	40.04	---	74.00	33.96	500.00	200.0	H	0.00	2
1693.50	---	28.10	54.00	25.90	500.00	200.0	H	310.00	3
1971.25	40.92	---	74.00	33.08	500.00	200.0	H	240.00	3
2063.75	---	28.91	54.00	25.09	500.00	100.0	H	144.00	4
2905.75	---	30.12	54.00	23.88	500.00	100.0	H	62.00	6
2934.25	41.94	---	74.00	32.06	500.00	200.0	H	36.00	6

Remark: 1. Correction Factor = Antenna factor+ Insertion loss (cable loss + amplifier gain)

This report shall not be reproduced except in full, without the written approval of TA Technology (Shanghai) Co., Ltd.

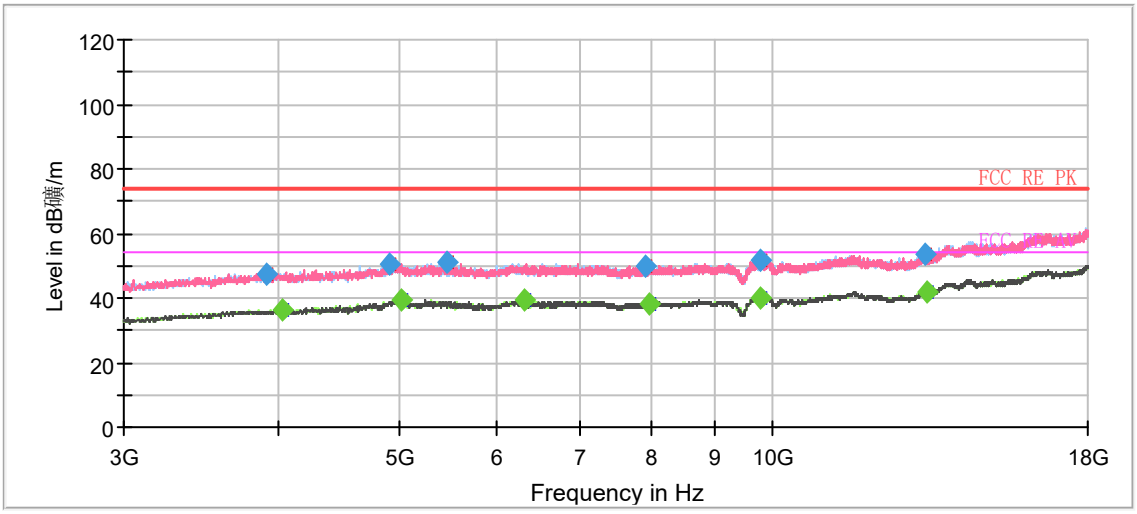

Radiates Emission from 3GHz to 18GHz

Frequency (MHz)	Peak (dBuV/m)	Average (dBuV/m)	Limit (dBuV/m)	Margin (dB)	Meas. Time (ms)	Height (cm)	Polarization	Azimuth (deg)	Correct Factor (dB)
3909.375000	47.64	---	74.00	26.36	500.0	100.0	H	79.0	-11.9
4025.625000	---	36.30	54.00	17.70	500.0	200.0	V	330.0	-11.3
4912.500000	50.56	---	74.00	23.44	500.0	100.0	H	140.0	-8.0
5030.625000	---	39.43	54.00	14.57	500.0	200.0	H	8.0	-7.7
5461.875000	51.08	---	74.00	22.92	500.0	200.0	V	352.0	-7.5
6315.000000	---	39.24	54.00	14.76	500.0	200.0	H	18.0	-6.7
7905.000000	49.81	---	74.00	24.19	500.0	100.0	V	158.0	-6.5
7963.125000	---	37.99	54.00	16.01	500.0	100.0	H	313.0	-6.5
9789.375000	51.66	---	74.00	22.34	500.0	100.0	V	180.0	-4.8
9802.500000	---	40.07	54.00	13.93	500.0	100.0	V	191.0	-4.7
13286.250000	53.74	---	74.00	20.26	500.0	200.0	V	352.0	-1.6
13335.000000	---	42.02	54.00	11.98	500.0	100.0	H	200.0	-1.5

Remark: 1. Correction Factor = Antenna factor+ Insertion loss (cable loss + amplifier gain)

This report shall not be reproduced except in full, without the written approval of TA Technology (Shanghai) Co., Ltd.

802.11n (HT20) CH1

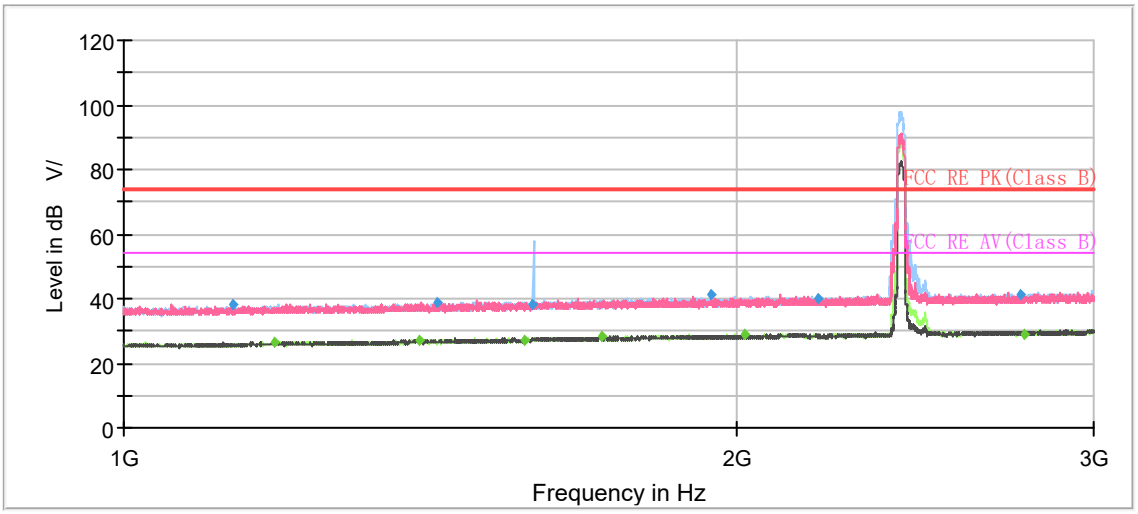

Note: The signal beyond the limit is carrier.

Radiates Emission from 1GHz to 3GHz

Frequency (MHz)	Peak (dBuV/m)	Average (dBuV/m)	Limit (dBuV/m)	Margin (dB)	Meas. Time (ms)	Height (cm)	Polarization	Azimuth (deg)	Correct Factor (dB)
1131.25	37.95	---	74.00	36.05	500.00	200.0	V	139.00	0
1187.25	---	26.35	54.00	27.65	500.00	200.0	H	72.00	1
1398.00	---	27.20	54.00	26.80	500.00	200.0	V	90.00	2
1427.00	38.64	---	74.00	35.36	500.00	200.0	H	328.00	2
1575.75	---	27.30	54.00	26.70	500.00	200.0	H	171.00	2
1590.25	37.89	---	74.00	36.11	500.00	200.0	H	301.00	2
1717.25	---	28.04	54.00	25.96	500.00	200.0	V	49.00	3
1943.50	41.34	---	74.00	32.66	500.00	100.0	H	174.00	3
2020.25	---	28.72	54.00	25.28	500.00	200.0	H	296.00	4
2193.50	39.91	---	74.00	34.09	500.00	100.0	H	319.00	4
2762.75	40.98	---	74.00	33.02	500.00	100.0	H	351.00	5
2773.75	---	29.11	54.00	24.89	500.00	200.0	H	255.00	5

Remark: 1. Correction Factor = Antenna factor+ Insertion loss (cable loss + amplifier gain)

This report shall not be reproduced except in full, without the written approval of TA Technology (Shanghai) Co., Ltd.

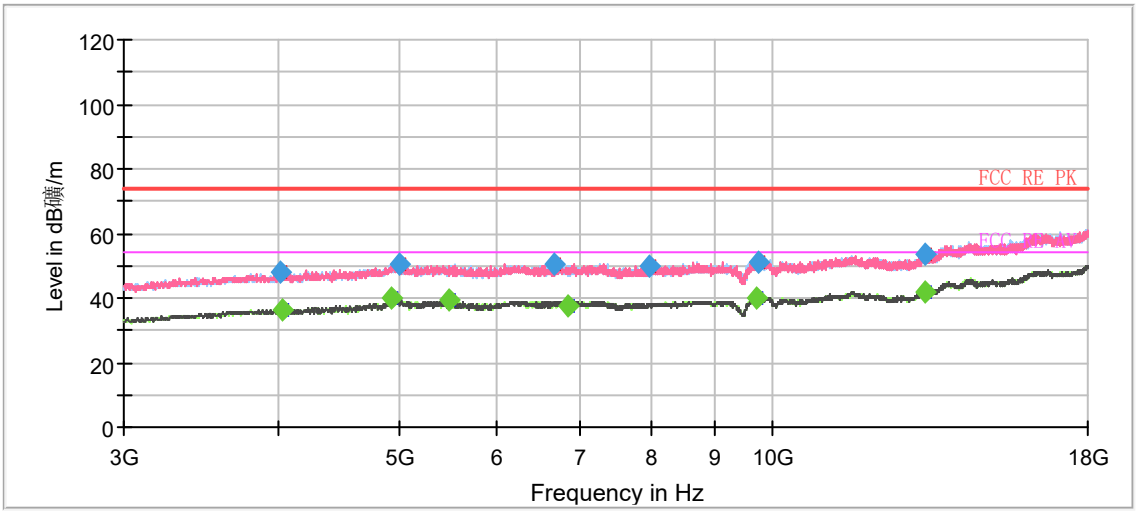

Radiates Emission from 3GHz to 18GHz

Frequency (MHz)	Peak (dBuV/m)	Average (dBuV/m)	Limit (dBuV/m)	Margin (dB)	Meas. Time (ms)	Height (cm)	Polarization	Azimuth (deg)	Correct Factor (dB)
4012.500000	47.78	---	74.00	26.22	500.0	100.0	H	142.0	-11.3
4023.750000	---	36.59	54.00	17.41	500.0	100.0	V	24.0	-11.3
4942.500000	---	39.81	54.00	14.19	500.0	200.0	V	326.0	-7.7
5008.125000	50.66	---	74.00	23.34	500.0	100.0	H	318.0	-7.5
5488.125000	---	39.10	54.00	14.90	500.0	200.0	H	244.0	-7.5
6665.625000	50.71	---	74.00	23.29	500.0	200.0	V	342.0	-6.5
6853.125000	---	37.26	54.00	16.74	500.0	100.0	H	126.0	-6.3
7959.375000	49.76	---	74.00	24.24	500.0	100.0	H	219.0	-6.5
9723.750000	---	40.14	54.00	13.86	500.0	100.0	V	96.0	-4.7
9768.750000	51.26	---	74.00	22.74	500.0	100.0	H	0.0	-4.8
13303.125000	---	42.07	54.00	11.93	500.0	200.0	V	151.0	-1.6
13312.500000	53.53	---	74.00	20.47	500.0	100.0	V	250.0	-1.5

Remark: 1. Correction Factor = Antenna factor+ Insertion loss (cable loss + amplifier gain)

This report shall not be reproduced except in full, without the written approval of TA Technology (Shanghai) Co., Ltd.

802.11n (HT20) CH2

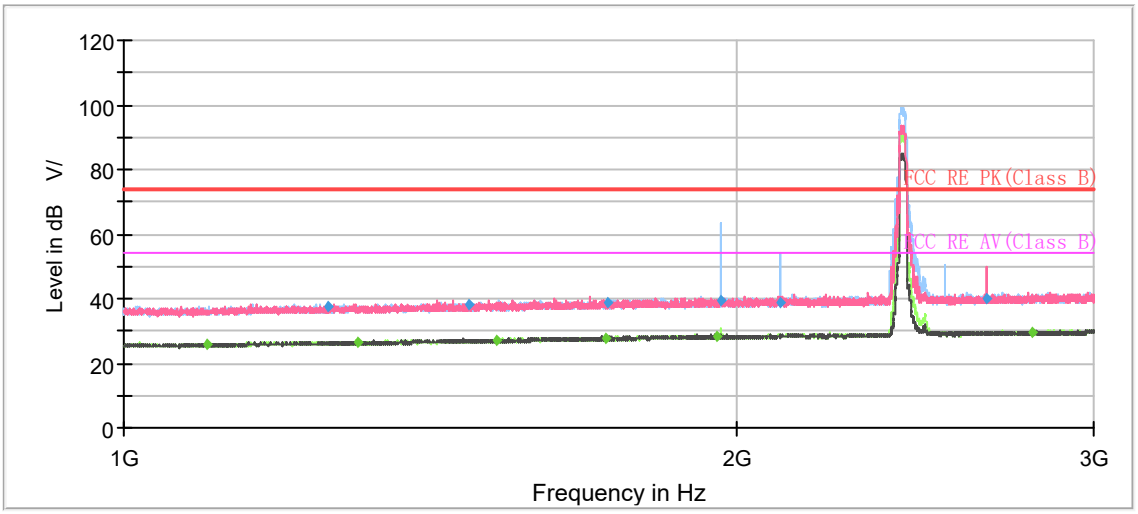

Note: The signal beyond the limit is carrier.

Radiates Emission from 1GHz to 3GHz

Frequency (MHz)	Peak (dBuV/m)	Average (dBuV/m)	Limit (dBuV/m)	Margin (dB)	Meas. Time (ms)	Height (cm)	Polarization	Azimuth (deg)	Correct Factor (dB)
1098.75	---	26.04	54.00	27.96	500.00	100.0	H	339.00	0
1259.00	37.78	---	74.00	36.22	500.00	200.0	H	28.00	1
1303.00	---	26.54	54.00	27.46	500.00	200.0	H	107.00	1
1478.25	38.13	---	74.00	35.87	500.00	200.0	H	0.00	2
1526.50	---	26.86	54.00	27.14	500.00	100.0	H	189.00	2
1727.25	---	27.76	54.00	26.24	500.00	200.0	H	61.00	3
1732.00	38.92	---	74.00	35.08	500.00	100.0	H	308.00	3
1956.50	---	28.36	54.00	25.64	500.00	200.0	H	47.00	3
1966.50	39.28	---	74.00	34.72	500.00	200.0	H	38.00	3
2105.50	38.92	---	74.00	35.08	500.00	100.0	V	67.00	4
2658.00	39.97	---	74.00	34.03	500.00	100.0	H	339.00	5
2800.50	---	29.60	54.00	24.40	500.00	200.0	H	248.00	5

Remark: 1. Correction Factor = Antenna factor+ Insertion loss (cable loss + amplifier gain)

This report shall not be reproduced except in full, without the written approval of TA Technology (Shanghai) Co., Ltd.

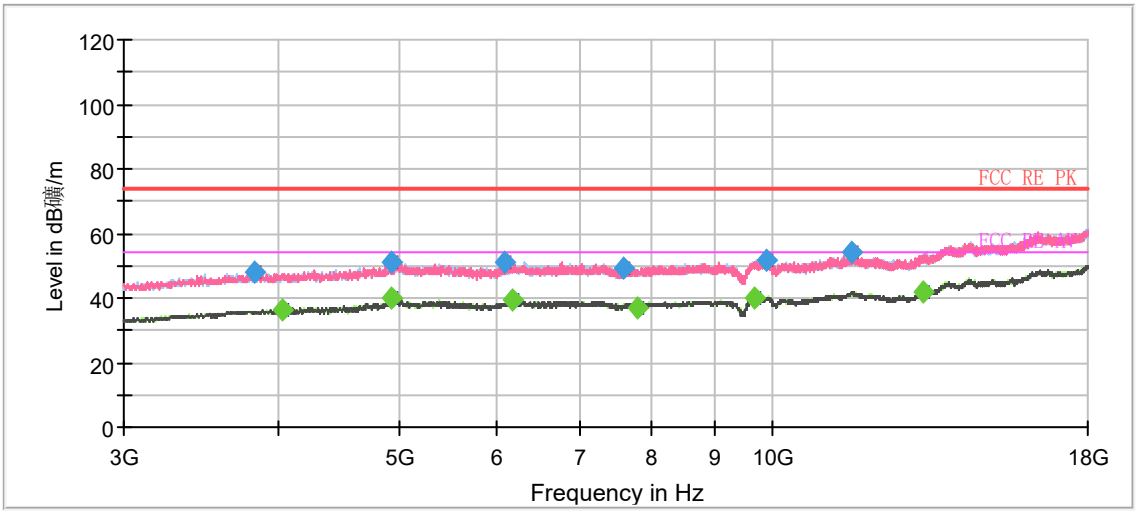

Radiates Emission from 3GHz to 18GHz

Frequency (MHz)	Peak (dBuV/m)	Average (dBuV/m)	Limit (dBuV/m)	Margin (dB)	Meas. Time (ms)	Height (cm)	Polarization	Azimuth (deg)	Correct Factor (dB)
3825.000000	47.71	---	74.00	26.29	500.0	100.0	H	313.0	-12.0
4027.500000	---	36.53	54.00	17.47	500.0	200.0	H	80.0	-11.3
4938.750000	50.97	---	74.00	23.03	500.0	200.0	H	239.0	-7.7
4942.500000	---	39.69	54.00	14.31	500.0	200.0	H	196.0	-7.7
6097.500000	51.27	---	74.00	22.73	500.0	200.0	H	196.0	-7.3
6180.000000	---	39.12	54.00	14.88	500.0	100.0	V	254.0	-7.1
7608.750000	49.40	---	74.00	24.60	500.0	100.0	H	286.0	-6.5
7803.750000	---	37.02	54.00	16.98	500.0	100.0	V	322.0	-6.6
9697.500000	---	40.16	54.00	13.84	500.0	100.0	H	107.0	-4.6
9898.125000	51.62	---	74.00	22.38	500.0	200.0	H	15.0	-4.6
11625.000000	54.07	---	74.00	19.93	500.0	100.0	V	111.0	-2.8
13248.750000	---	42.15	54.00	11.85	500.0	100.0	V	154.0	-1.7

Remark: 1. Correction Factor = Antenna factor+ Insertion loss (cable loss + amplifier gain)

This report shall not be reproduced except in full, without the written approval of TA Technology (Shanghai) Co., Ltd.

802.11n (HT20) CH3

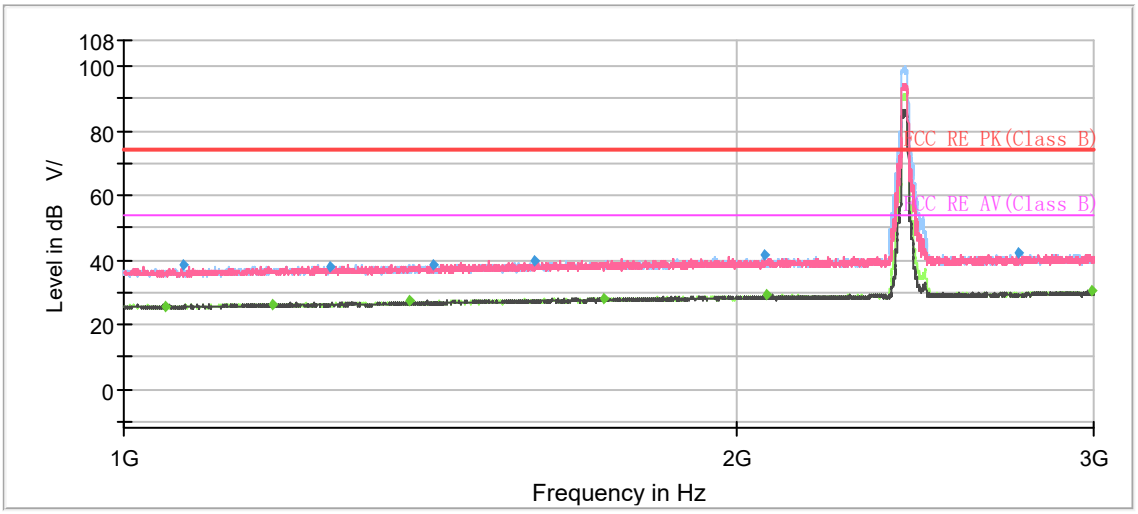

Note: The signal beyond the limit is carrier.

Radiates Emission from 1GHz to 3GHz

Frequency (MHz)	Peak (dBuV/m)	Average (dBuV/m)	Limit (dBuV/m)	Margin (dB)	Meas. Time (ms)	Height (cm)	Polarization	Azimuth (deg)	Correct Factor (dB)
1048.75	---	25.37	54.00	28.63	500.00	100.0	H	154.00	0
1069.25	38.22	---	74.00	35.78	500.00	100.0	H	118.00	0
1184.00	---	26.37	54.00	27.63	500.00	100.0	H	22.00	1
1263.25	37.54	---	74.00	36.46	500.00	200.0	V	3.00	1
1383.50	---	27.20	54.00	26.80	500.00	200.0	V	207.00	1
1419.25	38.75	---	74.00	35.25	500.00	200.0	H	289.00	2
1593.75	39.92	---	74.00	34.08	500.00	200.0	V	302.00	2
1723.25	---	28.09	54.00	25.91	500.00	200.0	V	238.00	3
2065.25	41.77	---	74.00	32.23	500.00	200.0	V	52.00	4
2068.50	---	29.00	54.00	25.00	500.00	200.0	H	316.00	4
2751.50	41.98	---	74.00	32.02	500.00	100.0	V	76.00	5
2993.75	---	30.34	54.00	23.66	500.00	200.0	V	93.00	6

Remark: 1. Correction Factor = Antenna factor+ Insertion loss (cable loss + amplifier gain)

This report shall not be reproduced except in full, without the written approval of TA Technology (Shanghai) Co., Ltd.

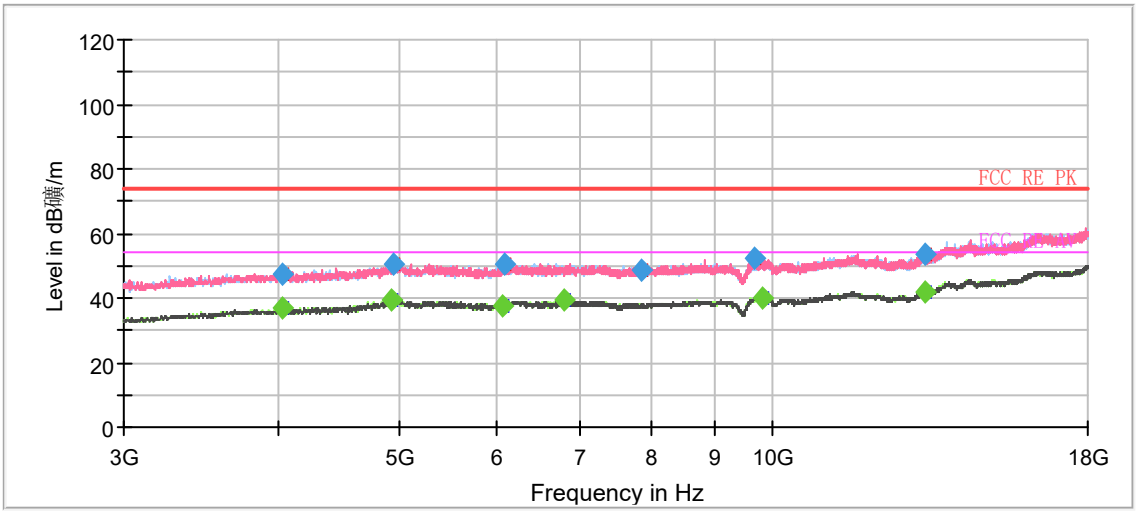

Radiates Emission from 3GHz to 18GHz

Frequency (MHz)	Peak (dBuV/m)	Average (dBuV/m)	Limit (dBuV/m)	Margin (dB)	Meas. Time (ms)	Height (cm)	Polarization	Azimuth (deg)	Correct Factor (dB)
4025.625000	---	36.73	54.00	17.27	500.0	100.0	H	287.0	-11.3
4027.500000	47.40	---	74.00	26.60	500.0	200.0	V	106.0	-11.3
4940.625000	---	39.34	54.00	14.66	500.0	200.0	V	316.0	-7.7
4946.250000	50.69	---	74.00	23.31	500.0	100.0	H	309.0	-7.7
6073.125000	---	37.61	54.00	16.39	500.0	100.0	H	315.0	-7.4
6084.375000	50.67	---	74.00	23.33	500.0	200.0	H	16.0	-7.3
6811.875000	---	39.15	54.00	14.85	500.0	200.0	V	150.0	-6.2
7846.875000	48.70	---	74.00	25.30	500.0	100.0	H	205.0	-6.5
9697.500000	52.05	---	74.00	21.95	500.0	100.0	V	50.0	-4.6
9840.000000	---	40.18	54.00	13.82	500.0	100.0	H	337.0	-4.7
13291.875000	53.77	---	74.00	20.23	500.0	100.0	V	146.0	-1.6
13327.500000	---	42.13	54.00	11.87	500.0	200.0	V	249.0	-1.5

Remark: 1. Correction Factor = Antenna factor+ Insertion loss (cable loss + amplifier gain)

This report shall not be reproduced except in full, without the written approval of TA Technology (Shanghai) Co., Ltd.

802.11n (HT20) CH4

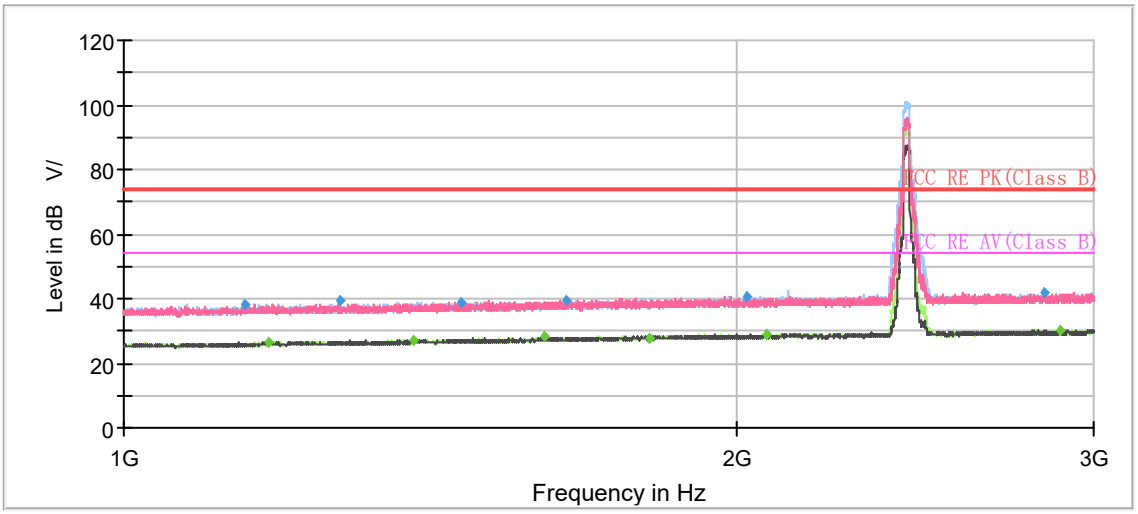

Note: The signal beyond the limit is carrier.

Radiates Emission from 1GHz to 3GHz

Frequency (MHz)	Peak (dBuV/m)	Average (dBuV/m)	Limit (dBuV/m)	Margin (dB)	Meas. Time (ms)	Height (cm)	Polarization	Azimuth (deg)	Correct Factor (dB)
1146.75	38.19	---	74.00	35.81	500.00	200.0	H	126.00	0
1179.00	---	26.60	54.00	27.40	500.00	100.0	V	272.00	1
1276.50	39.58	---	74.00	34.42	500.00	200.0	V	344.00	1
1389.25	---	27.16	54.00	26.84	500.00	100.0	H	2.00	1
1464.25	38.76	---	74.00	35.24	500.00	200.0	V	52.00	2
1610.25	---	28.12	54.00	25.88	500.00	100.0	H	214.00	2
1651.00	39.59	---	74.00	34.41	500.00	100.0	V	47.00	3
1813.50	---	27.56	54.00	26.44	500.00	100.0	H	152.00	3
2022.50	40.64	---	74.00	33.36	500.00	100.0	H	65.00	4
2071.25	---	28.82	54.00	25.18	500.00	200.0	V	75.00	4
2835.25	41.93	---	74.00	32.07	500.00	200.0	H	233.00	5
2887.00	---	30.29	54.00	23.71	500.00	100.0	H	147.00	6

Remark: 1. Correction Factor = Antenna factor+ Insertion loss (cable loss + amplifier gain)

This report shall not be reproduced except in full, without the written approval of TA Technology (Shanghai) Co., Ltd.

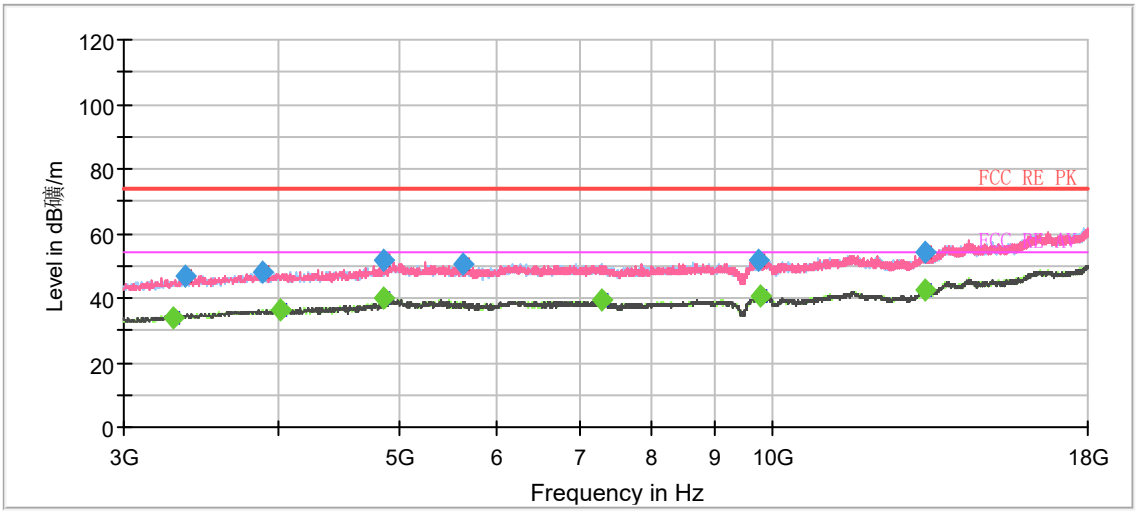

Radiates Emission from 3GHz to 18GHz

Frequency (MHz)	Peak (dBuV/m)	Average (dBuV/m)	Limit (dBuV/m)	Margin (dB)	Meas. Time (ms)	Height (cm)	Polarization	Azimuth (deg)	Correct Factor (dB)
3286.875000	---	34.05	54.00	19.95	500.0	200.0	H	160.0	-14.0
3360.000000	46.65	---	74.00	27.35	500.0	100.0	V	9.0	-13.7
3883.125000	48.05	---	74.00	25.95	500.0	200.0	V	188.0	-12.0
4020.000000	---	36.46	54.00	17.54	500.0	200.0	V	88.0	-11.3
4854.375000	---	39.70	54.00	14.30	500.0	100.0	H	144.0	-8.8
4858.125000	51.51	---	74.00	22.49	500.0	100.0	V	118.0	-8.8
5636.250000	50.70	---	74.00	23.30	500.0	100.0	V	36.0	-7.5
7301.250000	---	39.15	54.00	14.85	500.0	100.0	V	124.0	-5.9
9748.125000	51.44	---	74.00	22.56	500.0	200.0	V	350.0	-4.7
9808.125000	---	40.41	54.00	13.59	500.0	200.0	V	339.0	-4.7
13301.250000	54.30	---	74.00	19.70	500.0	100.0	V	113.0	-1.6
13312.500000	---	42.24	54.00	11.76	500.0	100.0	V	80.0	-1.5

Remark: 1. Correction Factor = Antenna factor+ Insertion loss (cable loss + amplifier gain)

This report shall not be reproduced except in full, without the written approval of TA Technology (Shanghai) Co., Ltd.

802.11n (HT20) CH5

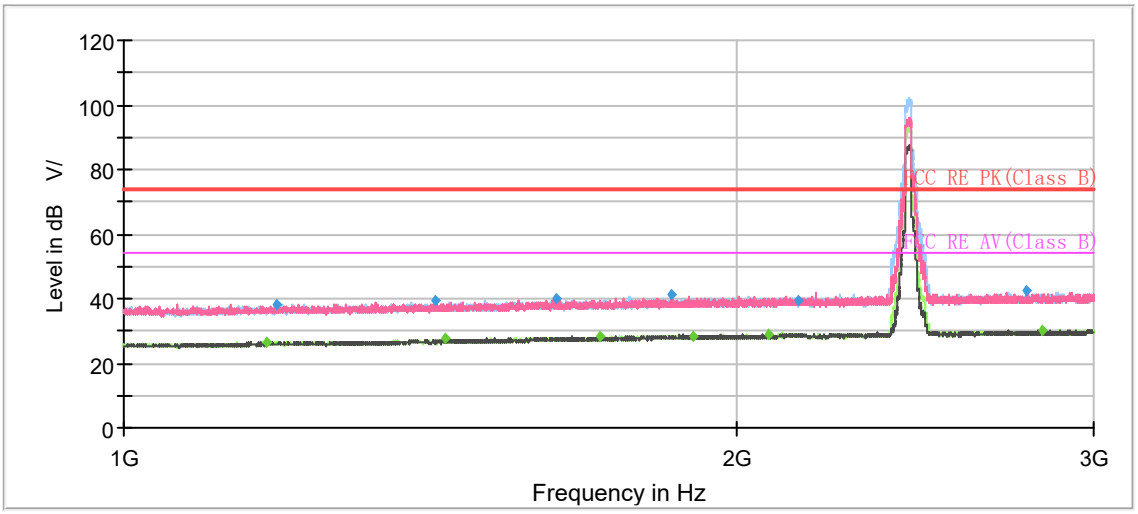

Note: The signal beyond the limit is carrier.

Radiates Emission from 1GHz to 3GHz

Frequency (MHz)	Peak (dBuV/m)	Average (dBuV/m)	Limit (dBuV/m)	Margin (dB)	Meas. Time (ms)	Height (cm)	Polarization	Azimuth (deg)	Correct Factor (dB)
1175.25	---	26.58	54.00	27.42	500.00	100.0	H	78.00	0
1187.75	38.21	---	74.00	35.79	500.00	100.0	H	119.00	1
1424.50	39.30	---	74.00	34.70	500.00	100.0	H	175.00	2
1440.00	---	27.41	54.00	26.59	500.00	200.0	V	178.00	2
1633.50	39.87	---	74.00	34.13	500.00	200.0	H	252.00	2
1713.75	---	28.32	54.00	25.68	500.00	200.0	V	97.00	3
1859.50	41.13	---	74.00	32.87	500.00	100.0	V	188.00	3
1904.25	---	28.35	54.00	25.65	500.00	200.0	H	0.00	3
2077.00	---	28.93	54.00	25.07	500.00	100.0	V	299.00	4
2145.50	39.65	---	74.00	34.35	500.00	100.0	H	142.00	4
2781.25	42.45	---	74.00	31.55	500.00	200.0	V	116.00	5
2827.50	---	30.20	54.00	23.80	500.00	100.0	V	282.00	5

Remark: 1. Correction Factor = Antenna factor+ Insertion loss (cable loss + amplifier gain)

This report shall not be reproduced except in full, without the written approval of TA Technology (Shanghai) Co., Ltd.

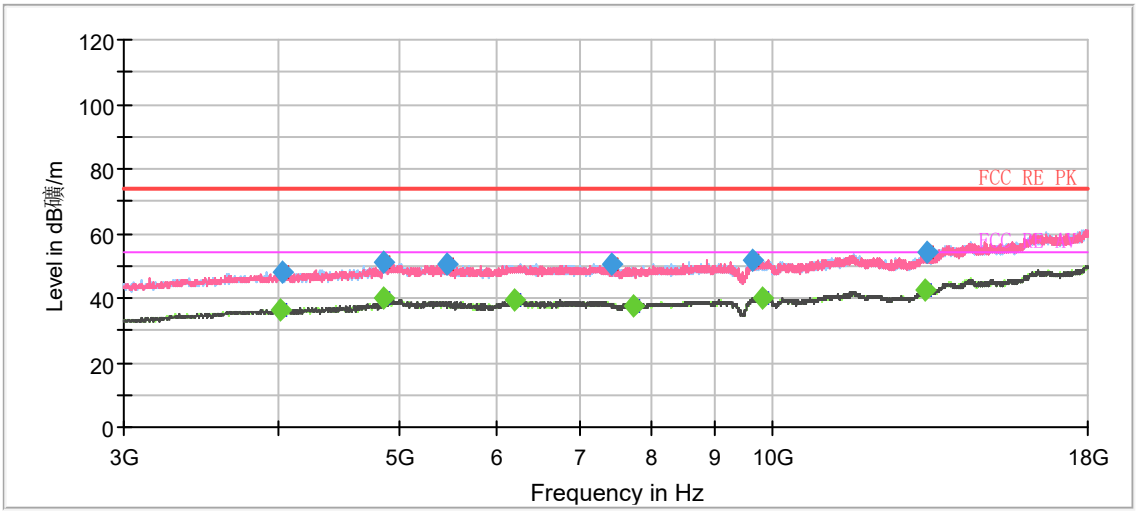

Radiates Emission from 3GHz to 18GHz

Frequency (MHz)	Peak (dBuV/m)	Average (dBuV/m)	Limit (dBuV/m)	Margin (dB)	Meas. Time (ms)	Height (cm)	Polarization	Azimuth (deg)	Correct Factor (dB)
4020.000000	---	36.43	54.00	17.57	500.0	200.0	H	115.0	-11.3
4027.500000	47.78	---	74.00	26.22	500.0	200.0	V	63.0	-11.3
4863.750000	---	40.00	54.00	14.00	500.0	100.0	V	327.0	-8.7
4863.750000	51.03	---	74.00	22.97	500.0	200.0	V	86.0	-8.7
5480.625000	50.60	---	74.00	23.40	500.0	100.0	H	190.0	-7.5
6204.375000	---	39.39	54.00	14.61	500.0	200.0	V	208.0	-7.0
7417.500000	50.28	---	74.00	23.72	500.0	200.0	H	199.0	-6.3
7730.625000	---	37.72	54.00	16.28	500.0	200.0	H	21.0	-6.5
9658.125000	51.71	---	74.00	22.29	500.0	100.0	V	233.0	-4.6
9832.500000	---	40.12	54.00	13.88	500.0	200.0	V	318.0	-4.7
13297.500000	---	42.45	54.00	11.55	500.0	100.0	H	257.0	-1.6
13333.125000	53.96	---	74.00	20.04	500.0	200.0	V	241.0	-1.5

Remark: 1. Correction Factor = Antenna factor+ Insertion loss (cable loss + amplifier gain)

This report shall not be reproduced except in full, without the written approval of TA Technology (Shanghai) Co., Ltd.

802.11n (HT20) CH6

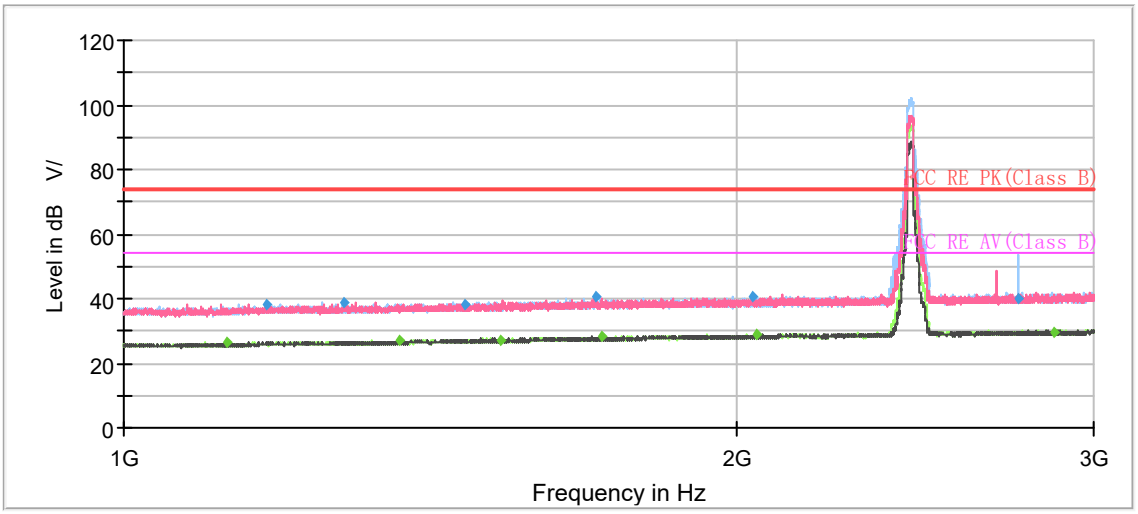

Note: The signal beyond the limit is carrier.

Radiates Emission from 1GHz to 3GHz

Frequency (MHz)	Peak (dBuV/m)	Average (dBuV/m)	Limit (dBuV/m)	Margin (dB)	Meas. Time (ms)	Height (cm)	Polarization	Azimuth (deg)	Correct Factor (dB)
1123.75	---	26.48	54.00	27.52	500.00	100.0	H	172.00	0
1174.75	38.33	---	74.00	35.67	500.00	100.0	H	237.00	0
1284.50	38.74	---	74.00	35.26	500.00	200.0	H	221.00	1
1366.00	---	27.34	54.00	26.66	500.00	200.0	H	128.00	1
1471.75	38.07	---	74.00	35.93	500.00	200.0	H	22.00	2
1534.00	---	27.22	54.00	26.78	500.00	200.0	H	141.00	2
1708.75	40.35	---	74.00	33.65	500.00	200.0	H	36.00	3
1718.25	---	28.19	54.00	25.81	500.00	100.0	H	159.00	3
2038.50	40.71	---	74.00	33.29	500.00	200.0	H	344.00	4
2046.50	---	28.93	54.00	25.07	500.00	100.0	H	177.00	4
2756.75	40.20	---	74.00	33.80	500.00	100.0	H	40.00	5
2866.00	---	29.73	54.00	24.27	500.00	100.0	V	102.00	6

Remark: 1. Correction Factor = Antenna factor+ Insertion loss (cable loss + amplifier gain)

This report shall not be reproduced except in full, without the written approval of TA Technology (Shanghai) Co., Ltd.

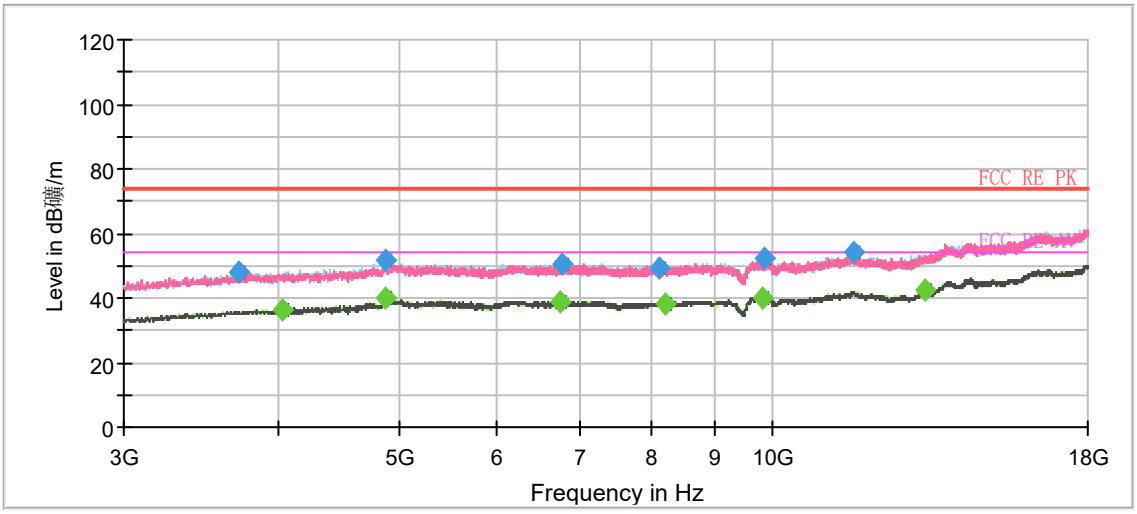

Radiates Emission from 3GHz to 18GHz

Frequency (MHz)	Peak (dBuV/m)	Average (dBuV/m)	Limit (dBuV/m)	Margin (dB)	Meas. Time (ms)	Height (cm)	Polarization	Azimuth (deg)	Correct Factor (dB)
3712.500000	48.02	---	74.00	25.98	500.0	100.0	H	312.0	-12.4
4021.875000	---	36.55	54.00	17.45	500.0	200.0	H	54.0	-11.3
4880.625000	---	40.14	54.00	13.86	500.0	100.0	H	312.0	-8.5
4880.625000	51.61	---	74.00	22.39	500.0	100.0	H	312.0	-8.5
6751.875000	---	39.06	54.00	14.94	500.0	100.0	V	346.0	-6.2
6780.000000	50.58	---	74.00	23.42	500.0	100.0	H	350.0	-6.2
8111.250000	49.19	---	74.00	24.81	500.0	100.0	H	193.0	-6.6
8195.625000	---	38.30	54.00	15.70	500.0	100.0	V	164.0	-6.6
9843.750000	---	40.05	54.00	13.95	500.0	100.0	V	294.0	-4.7
9855.000000	52.03	---	74.00	21.97	500.0	200.0	H	104.0	-4.6
11653.125000	54.04	---	74.00	19.96	500.0	100.0	V	5.0	-2.8
13305.000000	---	42.43	54.00	11.57	500.0	100.0	H	234.0	-1.6

Remark: 1. Correction Factor = Antenna factor+ Insertion loss (cable loss + amplifier gain)

This report shall not be reproduced except in full, without the written approval of TA Technology (Shanghai) Co., Ltd.

802.11n (HT20) CH7

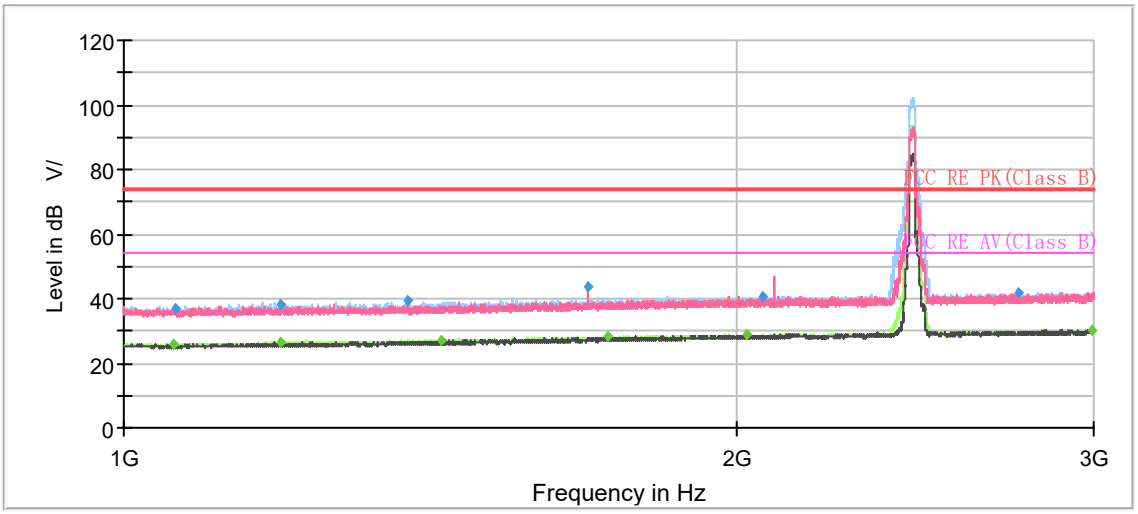

Note: The signal beyond the limit is carrier.

Radiates Emission from 1GHz to 3GHz

Frequency (MHz)	Peak (dBuV/m)	Average (dBuV/m)	Limit (dBuV/m)	Margin (dB)	Meas. Time (ms)	Height (cm)	Polarization	Azimuth (deg)	Correct Factor (dB)
1057.25	---	25.91	54.00	28.09	500.00	200.0	V	243.00	0
1059.00	37.15	---	74.00	36.85	500.00	200.0	H	211.00	0
1193.75	---	26.52	54.00	27.48	500.00	100.0	H	274.00	1
1194.25	37.90	---	74.00	36.10	500.00	100.0	H	202.00	1
1378.50	39.14	---	74.00	34.86	500.00	200.0	H	86.00	1
1433.25	---	27.22	54.00	26.78	500.00	200.0	H	324.00	2
1690.25	43.70	---	74.00	30.30	500.00	200.0	V	1.00	3
1728.25	---	28.19	54.00	25.81	500.00	100.0	H	170.00	3
2026.50	---	28.90	54.00	25.10	500.00	200.0	V	191.00	4
2060.25	40.61	---	74.00	33.39	500.00	100.0	V	348.00	4
2756.00	42.01	---	74.00	31.99	500.00	100.0	H	357.00	5
2991.25	---	30.25	54.00	23.75	500.00	200.0	V	137.00	6

Remark: 1. Correction Factor = Antenna factor+ Insertion loss (cable loss + amplifier gain)

This report shall not be reproduced except in full, without the written approval of TA Technology (Shanghai) Co., Ltd.

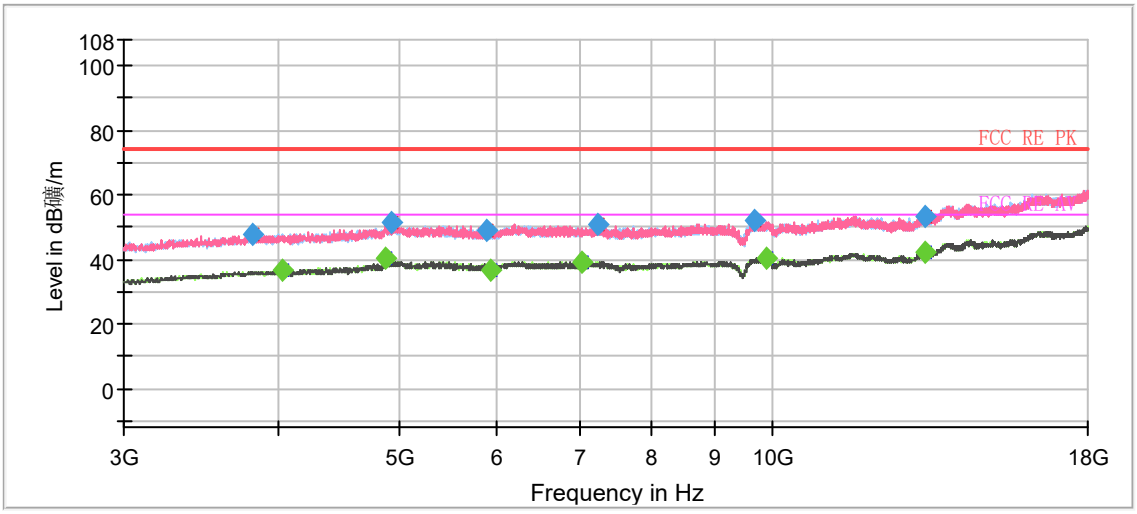

Radiates Emission from 3GHz to 18GHz

Frequency (MHz)	Peak (dBuV/m)	Average (dBuV/m)	Limit (dBuV/m)	Margin (dB)	Meas. Time (ms)	Height (cm)	Polarization	Azimuth (deg)	Correct Factor (dB)
3808.125000	47.80	---	74.00	26.20	500.0	100.0	V	72.0	-12.0
4023.750000	---	36.89	54.00	17.11	500.0	100.0	V	177.0	-11.3
4882.500000	---	40.30	54.00	13.71	500.0	100.0	H	329.0	-8.5
4942.500000	51.34	---	74.00	22.66	500.0	200.0	V	200.0	-7.7
5885.625000	48.74	---	74.00	25.26	500.0	100.0	V	161.0	-8.1
5930.625000	---	36.72	54.00	17.28	500.0	200.0	H	317.0	-8.4
7042.500000	---	39.35	54.00	14.65	500.0	200.0	H	71.0	-6.3
7237.500000	51.06	---	74.00	22.94	500.0	200.0	H	154.0	-5.9
9695.625000	51.79	---	74.00	22.21	500.0	100.0	H	318.0	-4.6
9892.500000	---	40.21	54.00	13.79	500.0	100.0	H	340.0	-4.6
13327.500000	---	42.16	54.00	11.84	500.0	100.0	V	61.0	-1.5
13327.500000	53.33	---	74.00	20.67	500.0	100.0	H	216.0	-1.5

Remark: 1. Correction Factor = Antenna factor+ Insertion loss (cable loss + amplifier gain)

This report shall not be reproduced except in full, without the written approval of TA Technology (Shanghai) Co., Ltd.

802.11n (HT20) CH8

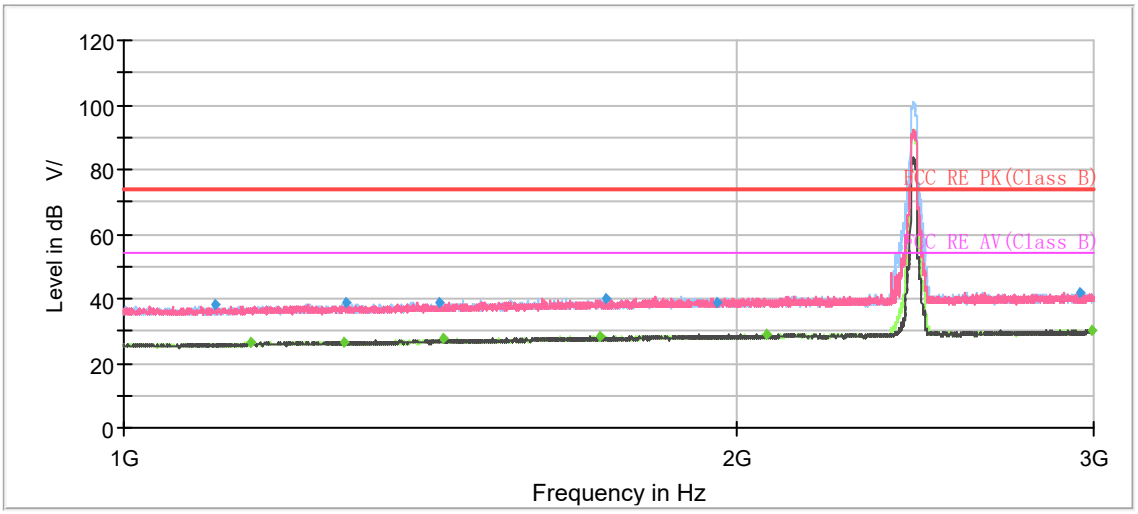

Note: The signal beyond the limit is carrier.

Radiates Emission from 1GHz to 3GHz

Frequency (MHz)	Peak (dBuV/m)	Average (dBuV/m)	Limit (dBuV/m)	Margin (dB)	Meas. Time (ms)	Height (cm)	Polarization	Azimuth (deg)	Correct Factor (dB)
1110.00	37.91	---	74.00	36.09	500.00	100.0	V	49.00	0
1155.25	---	26.62	54.00	27.39	500.00	100.0	V	0.00	0
1283.25	---	26.24	54.00	27.76	500.00	200.0	H	93.00	1
1285.25	38.61	---	74.00	35.39	500.00	100.0	H	29.00	1
1429.75	38.48	---	74.00	35.52	500.00	100.0	V	334.00	2
1435.75	---	27.60	54.00	26.40	500.00	100.0	H	0.00	2
1715.50	---	28.19	54.00	25.81	500.00	100.0	V	35.00	3
1725.25	40.18	---	74.00	33.82	500.00	200.0	V	201.00	3
1959.50	38.78	---	74.00	35.22	500.00	100.0	H	176.00	3
2071.50	---	28.83	54.00	25.17	500.00	200.0	H	200.00	4
2955.50	41.79	---	74.00	32.21	500.00	100.0	V	0.00	6
2994.25	---	30.32	54.00	23.68	500.00	100.0	H	135.00	6

Remark: 1. Correction Factor = Antenna factor+ Insertion loss (cable loss + amplifier gain)

This report shall not be reproduced except in full, without the written approval of TA Technology (Shanghai) Co., Ltd.

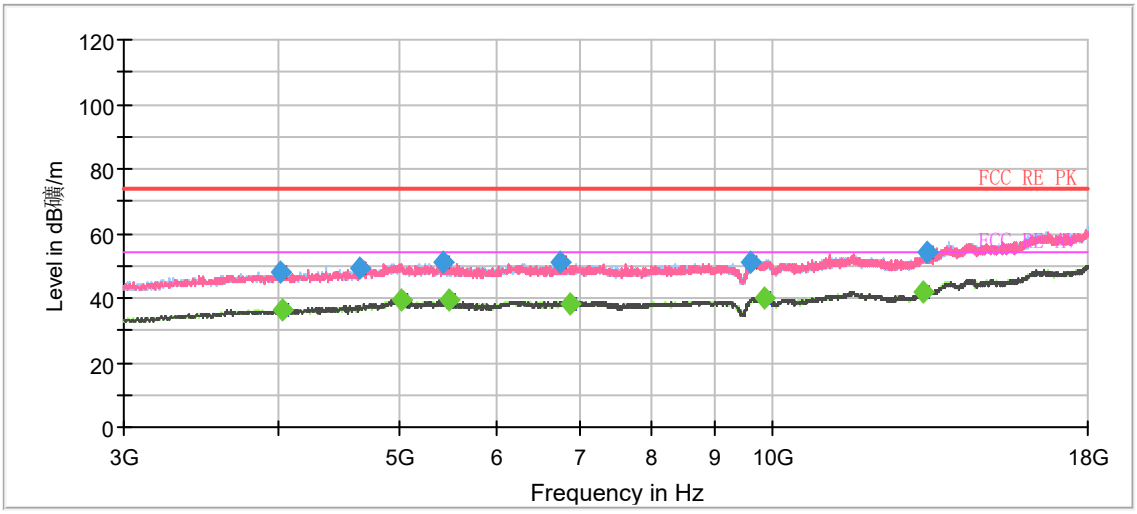

Radiates Emission from 3GHz to 18GHz

Frequency (MHz)	Peak (dBuV/m)	Average (dBuV/m)	Limit (dBuV/m)	Margin (dB)	Meas. Time (ms)	Height (cm)	Polarization	Azimuth (deg)	Correct Factor (dB)
4018.125000	48.13	---	74.00	25.87	500.0	100.0	H	74.0	-11.3
4023.750000	---	36.50	54.00	17.50	500.0	200.0	V	0.0	-11.3
4651.875000	49.39	---	74.00	24.61	500.0	100.0	V	0.0	-9.6
5025.000000	---	39.31	54.00	14.69	500.0	200.0	H	217.0	-7.6
5424.375000	50.87	---	74.00	23.13	500.0	200.0	H	101.0	-7.6
5486.250000	---	39.23	54.00	14.77	500.0	100.0	H	256.0	-7.5
6751.875000	50.89	---	74.00	23.11	500.0	200.0	H	178.0	-6.2
6879.375000	---	38.07	54.00	15.93	500.0	200.0	H	24.0	-6.3
9633.750000	51.36	---	74.00	22.64	500.0	200.0	H	117.0	-4.7
9873.750000	---	40.20	54.00	13.80	500.0	200.0	H	217.0	-4.6
13269.375000	---	42.08	54.00	11.92	500.0	100.0	H	196.0	-1.7
13331.250000	54.17	---	74.00	19.83	500.0	200.0	H	18.0	-1.5

Remark: 1. Correction Factor = Antenna factor+ Insertion loss (cable loss + amplifier gain)

This report shall not be reproduced except in full, without the written approval of TA Technology (Shanghai) Co., Ltd.

802.11n (HT20) CH9

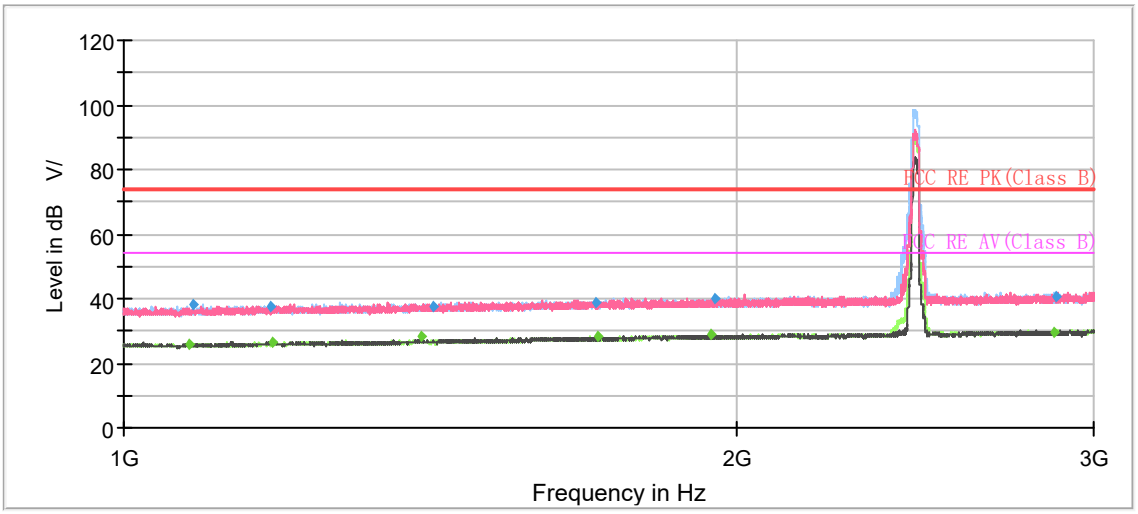

Note: The signal beyond the limit is carrier.

Radiates Emission from 1GHz to 3GHz

Frequency (MHz)	Peak (dBuV/m)	Average (dBuV/m)	Limit (dBuV/m)	Margin (dB)	Meas. Time (ms)	Height (cm)	Polarization	Azimuth (deg)	Correct Factor (dB)
1078.00	---	25.69	54.00	28.31	500.00	100.0	H	307.00	0
1081.25	38.21	---	74.00	35.79	500.00	100.0	V	267.00	0
1181.00	37.47	---	74.00	36.53	500.00	200.0	H	345.00	1
1184.75	---	26.42	54.00	27.58	500.00	200.0	V	36.00	1
1400.75	---	28.04	54.00	25.96	500.00	100.0	H	226.00	2
1419.25	37.47	---	74.00	36.53	500.00	100.0	V	289.00	2
1708.50	38.98	---	74.00	35.02	500.00	100.0	H	0.00	3
1710.25	---	28.06	54.00	25.94	500.00	100.0	H	148.00	3
1945.75	---	28.69	54.00	25.31	500.00	100.0	V	279.00	3
1954.50	39.78	---	74.00	34.22	500.00	100.0	V	133.00	3
2870.50	---	29.41	54.00	24.59	500.00	200.0	H	345.00	6
2871.75	40.44	---	74.00	33.56	500.00	100.0	H	59.00	6

Remark: 1. Correction Factor = Antenna factor+ Insertion loss (cable loss + amplifier gain)

This report shall not be reproduced except in full, without the written approval of TA Technology (Shanghai) Co., Ltd.

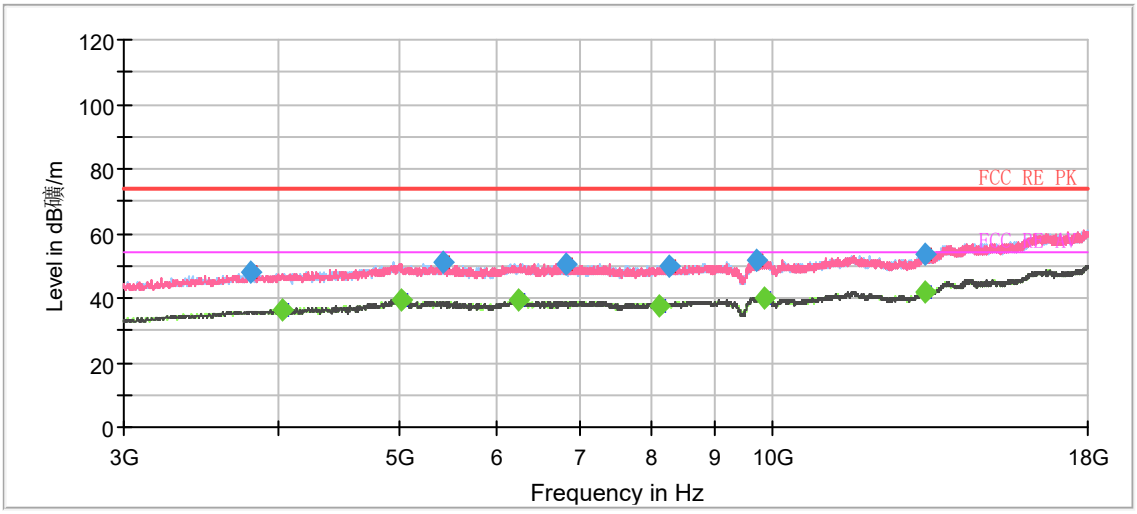

Radiates Emission from 3GHz to 18GHz

Frequency (MHz)	Peak (dBuV/m)	Average (dBuV/m)	Limit (dBuV/m)	Margin (dB)	Meas. Time (ms)	Height (cm)	Polarization	Azimuth (deg)	Correct Factor (dB)
3800.625000	48.07	---	74.00	25.93	500.0	200.0	V	322.0	-12.0
4021.875000	---	36.49	54.00	17.51	500.0	200.0	V	327.0	-11.3
5026.875000	---	39.63	54.00	14.37	500.0	100.0	H	189.0	-7.7
5433.750000	50.89	---	74.00	23.11	500.0	200.0	V	56.0	-7.6
6258.750000	---	39.09	54.00	14.91	500.0	100.0	H	189.0	-6.9
6838.125000	50.69	---	74.00	23.31	500.0	100.0	V	112.0	-6.3
8118.750000	---	37.63	54.00	16.37	500.0	200.0	H	10.0	-6.6
8272.500000	49.76	---	74.00	24.24	500.0	200.0	H	43.0	-6.6
9716.250000	51.51	---	74.00	22.49	500.0	200.0	V	283.0	-4.6
9873.750000	---	40.12	54.00	13.88	500.0	100.0	H	101.0	-4.6
13299.375000	---	42.15	54.00	11.85	500.0	100.0	H	293.0	-1.6
13308.750000	53.71	---	74.00	20.29	500.0	200.0	H	0.0	-1.6

Remark: 1. Correction Factor = Antenna factor+ Insertion loss (cable loss + amplifier gain)

This report shall not be reproduced except in full, without the written approval of TA Technology (Shanghai) Co., Ltd.

802.11n (HT20) CH10

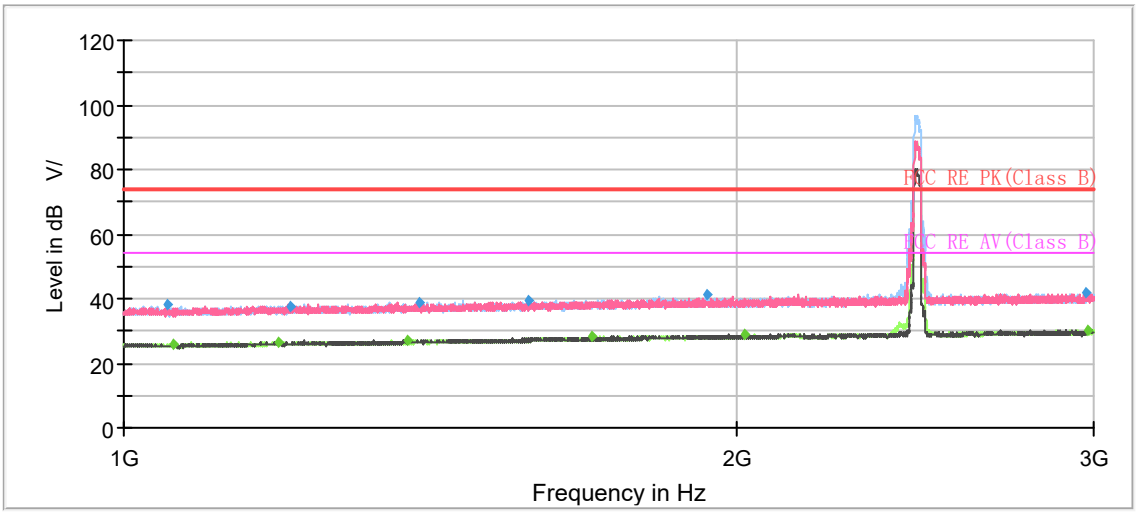

Note: The signal beyond the limit is carrier.

Radiates Emission from 1GHz to 3GHz

Frequency (MHz)	Peak (dBuV/m)	Average (dBuV/m)	Limit (dBuV/m)	Margin (dB)	Meas. Time (ms)	Height (cm)	Polarization	Azimuth (deg)	Correct Factor (dB)
1050.25	38.04	---	74.00	35.96	500.00	100.0	V	244.00	0
1057.00	---	25.90	54.00	28.10	500.00	200.0	H	16.00	0
1192.75	---	26.57	54.00	27.43	500.00	100.0	V	186.00	1
1208.75	37.74	---	74.00	36.26	500.00	200.0	H	175.00	1
1378.00	---	27.31	54.00	26.69	500.00	200.0	H	69.00	1
1397.75	38.72	---	74.00	35.28	500.00	200.0	H	306.00	2
1582.00	39.69	---	74.00	34.31	500.00	200.0	V	351.00	2
1698.50	---	28.13	54.00	25.87	500.00	200.0	V	221.00	3
1935.25	40.93	---	74.00	33.07	500.00	100.0	H	273.00	3
2022.25	---	28.67	54.00	25.33	500.00	100.0	V	330.00	4
2974.75	41.70	---	74.00	32.30	500.00	100.0	H	314.00	6
2978.75	---	30.06	54.00	23.94	500.00	200.0	V	342.00	6

Remark: 1. Correction Factor = Antenna factor+ Insertion loss (cable loss + amplifier gain)

This report shall not be reproduced except in full, without the written approval of TA Technology (Shanghai) Co., Ltd.

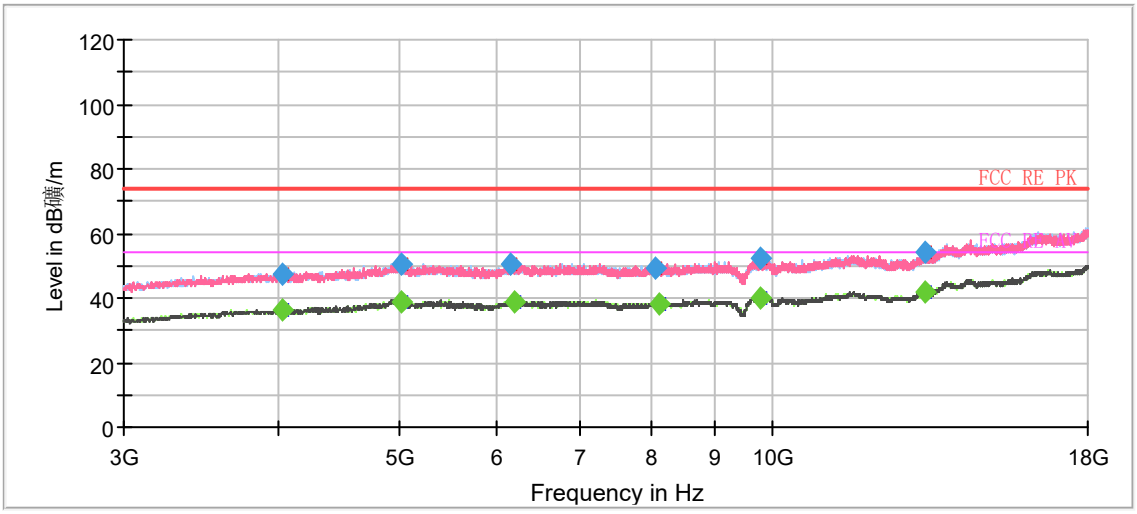

Radiates Emission from 3GHz to 18GHz

Frequency (MHz)	Peak (dBuV/m)	Average (dBuV/m)	Limit (dBuV/m)	Margin (dB)	Meas. Time (ms)	Height (cm)	Polarization	Azimuth (deg)	Correct Factor (dB)
4023.750000	---	36.45	54.00	17.55	500.0	100.0	V	1.0	-11.3
4025.625000	47.64	---	74.00	26.36	500.0	200.0	H	153.0	-11.3
5025.000000	50.49	---	74.00	23.51	500.0	200.0	H	4.0	-7.6
5034.375000	---	38.55	54.00	15.45	500.0	100.0	H	62.0	-7.8
6146.250000	50.57	---	74.00	23.43	500.0	100.0	H	17.0	-7.2
6204.375000	---	38.90	54.00	15.10	500.0	100.0	H	135.0	-7.0
8068.125000	49.30	---	74.00	24.70	500.0	200.0	V	119.0	-6.6
8130.000000	---	38.33	54.00	15.67	500.0	100.0	H	85.0	-6.6
9783.750000	---	40.16	54.00	13.84	500.0	100.0	H	296.0	-4.8
9808.125000	52.01	---	74.00	21.99	500.0	100.0	V	10.0	-4.7
13293.750000	---	42.05	54.00	11.95	500.0	100.0	V	103.0	-1.6
13310.625000	54.19	---	74.00	19.81	500.0	100.0	V	181.0	-1.6

Remark: 1. Correction Factor = Antenna factor+ Insertion loss (cable loss + amplifier gain)

This report shall not be reproduced except in full, without the written approval of TA Technology (Shanghai) Co., Ltd.

802.11n (HT20) CH11

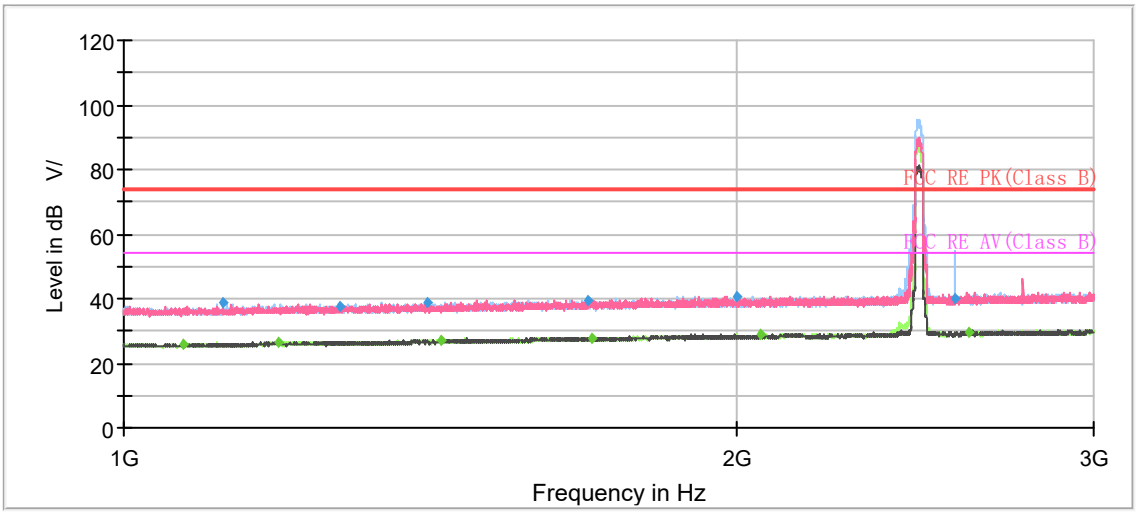

Note: The signal beyond the limit is carrier.

Radiates Emission from 1GHz to 3GHz

Frequency (MHz)	Peak (dBuV/m)	Average (dBuV/m)	Limit (dBuV/m)	Margin (dB)	Meas. Time (ms)	Height (cm)	Polarization	Azimuth (deg)	Correct Factor (dB)
1069.00	---	25.93	54.00	28.07	500.00	200.0	V	31.00	0
1119.50	38.78	---	74.00	35.22	500.00	200.0	H	258.00	0
1190.25	---	26.55	54.00	27.45	500.00	200.0	H	128.00	1
1278.75	37.82	---	74.00	36.18	500.00	100.0	H	228.00	1
1408.75	38.73	---	74.00	35.27	500.00	100.0	H	174.00	2
1431.25	---	27.09	54.00	26.91	500.00	200.0	V	0.00	2
1691.25	39.63	---	74.00	34.37	500.00	100.0	V	353.00	3
1697.75	---	27.99	54.00	26.01	500.00	200.0	H	36.00	3
2003.75	40.78	---	74.00	33.22	500.00	100.0	H	306.00	4
2059.00	---	28.83	54.00	25.17	500.00	200.0	H	337.00	4
2563.00	39.89	---	74.00	34.11	500.00	200.0	H	91.00	5
2606.50	---	29.76	54.00	24.24	500.00	200.0	V	76.00	5

Remark: 1. Correction Factor = Antenna factor+ Insertion loss (cable loss + amplifier gain)

This report shall not be reproduced except in full, without the written approval of TA Technology (Shanghai) Co., Ltd.

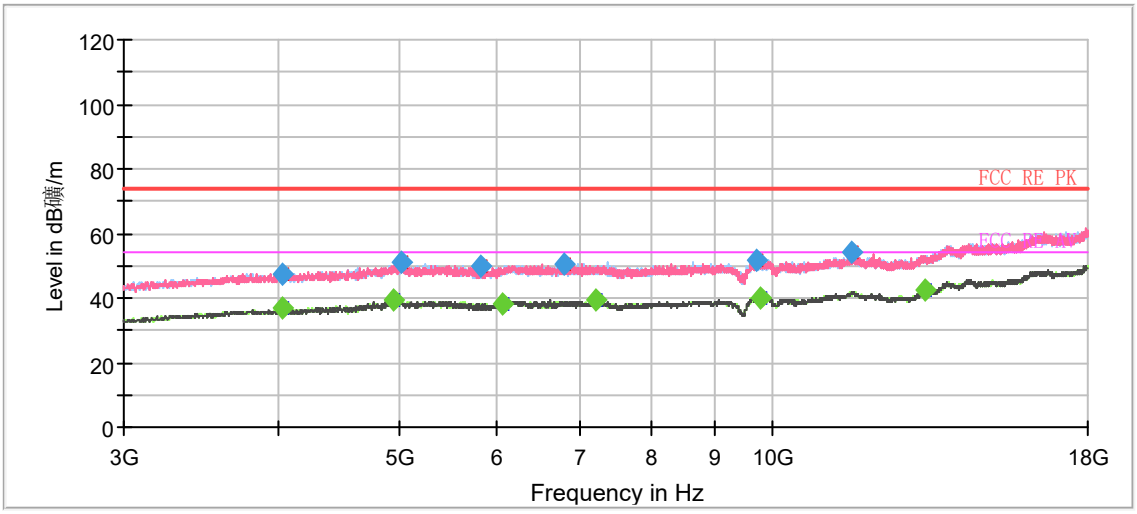

Radiates Emission from 3GHz to 18GHz

Frequency (MHz)	Peak (dBuV/m)	Average (dBuV/m)	Limit (dBuV/m)	Margin (dB)	Meas. Time (ms)	Height (cm)	Polarization	Azimuth (deg)	Correct Factor (dB)
4021.875000	47.62	---	74.00	26.38	500.0	200.0	V	251.0	-11.3
4023.750000	---	36.72	54.00	17.28	500.0	200.0	H	157.0	-11.3
4946.250000	---	39.50	54.00	14.50	500.0	100.0	V	182.0	-7.7
5028.750000	51.25	---	74.00	22.75	500.0	100.0	V	93.0	-7.7
5831.250000	49.67	---	74.00	24.33	500.0	200.0	H	28.0	-7.8
6067.500000	---	38.31	54.00	15.69	500.0	200.0	V	114.0	-7.4
6808.125000	50.77	---	74.00	23.23	500.0	100.0	V	176.0	-6.2
7213.125000	---	39.18	54.00	14.82	500.0	200.0	H	23.0	-6.0
9740.625000	51.49	---	74.00	22.51	500.0	100.0	H	261.0	-4.7
9789.375000	---	40.26	54.00	13.74	500.0	200.0	V	10.0	-4.8
11596.875000	53.92	---	74.00	20.08	500.0	100.0	H	217.0	-2.8
13325.625000	---	42.26	54.00	11.74	500.0	200.0	V	338.0	-1.5

Remark: 1. Correction Factor = Antenna factor+ Insertion loss (cable loss + amplifier gain)

This report shall not be reproduced except in full, without the written approval of TA Technology (Shanghai) Co., Ltd.

802.11n (HT40) CH3

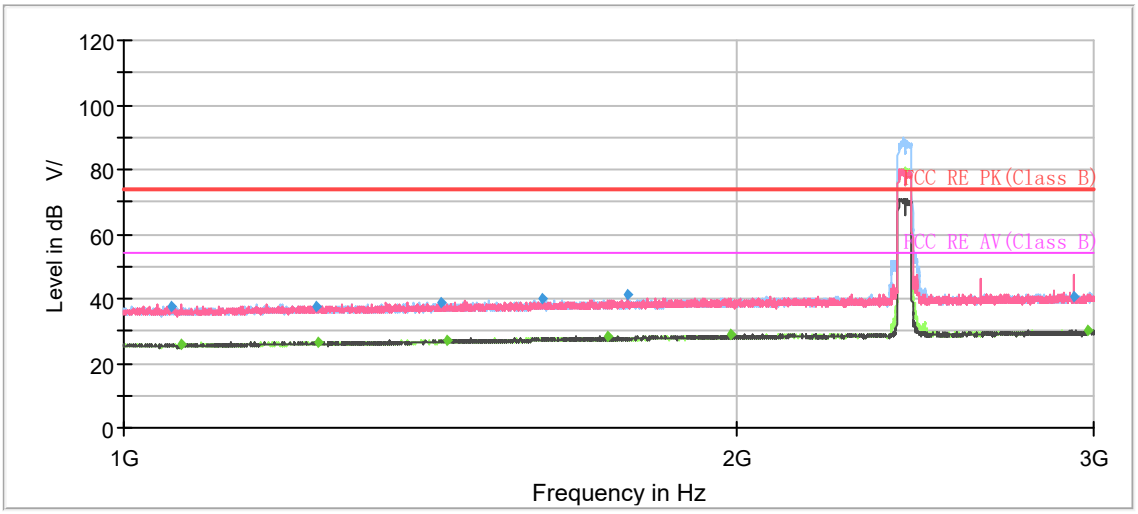

Note: The signal beyond the limit is carrier.

Radiates Emission from 1GHz to 3GHz

Frequency (MHz)	Peak (dBuV/m)	Average (dBuV/m)	Limit (dBuV/m)	Margin (dB)	Meas. Time (ms)	Height (cm)	Polarization	Azimuth (deg)	Correct Factor (dB)
1056.50	37.30	---	74.00	36.70	500.00	200.0	H	341.00	0
1068.00	---	25.57	54.00	28.43	500.00	200.0	V	180.00	0
1242.50	37.38	---	74.00	36.62	500.00	100.0	V	341.00	1
1246.25	---	26.23	54.00	27.77	500.00	200.0	H	214.00	1
1432.75	38.88	---	74.00	35.12	500.00	200.0	H	183.00	2
1440.75	---	27.27	54.00	26.73	500.00	100.0	V	127.00	2
1608.25	39.72	---	74.00	34.28	500.00	200.0	V	109.00	2
1730.50	---	28.24	54.00	25.76	500.00	100.0	V	68.00	3
1771.00	40.98	---	74.00	33.02	500.00	100.0	V	292.00	3
1990.50	---	28.79	54.00	25.21	500.00	200.0	H	160.00	3
2932.50	40.67	---	74.00	33.33	500.00	200.0	V	92.00	6
2982.50	---	30.13	54.00	23.87	500.00	200.0	V	60.00	6

Remark: 1. Correction Factor = Antenna factor+ Insertion loss (cable loss + amplifier gain)

This report shall not be reproduced except in full, without the written approval of TA Technology (Shanghai) Co., Ltd.

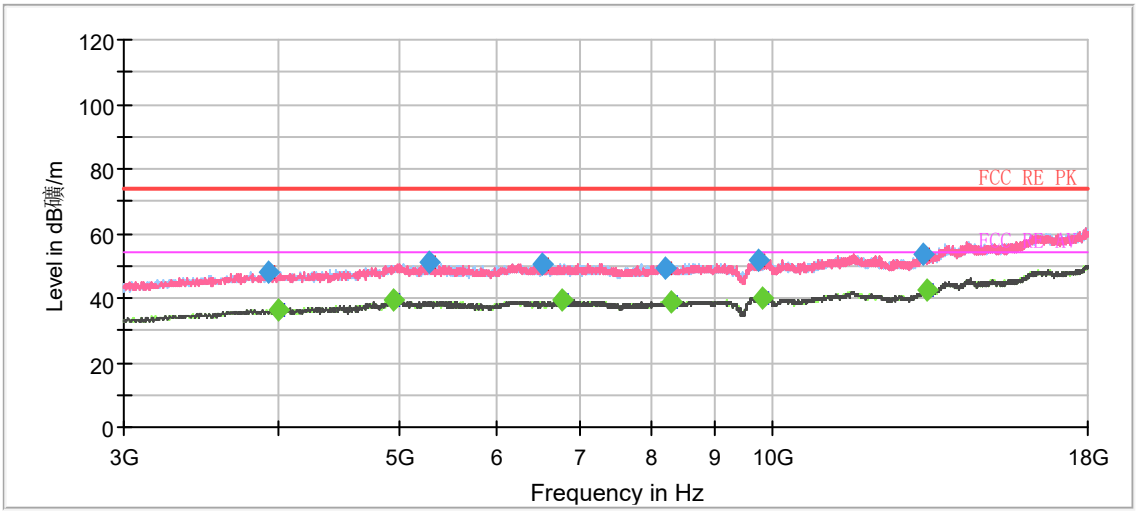

Radiates Emission from 3GHz to 18GHz

Frequency (MHz)	Peak (dBuV/m)	Average (dBuV/m)	Limit (dBuV/m)	Margin (dB)	Meas. Time (ms)	Height (cm)	Polarization	Azimuth (deg)	Correct Factor (dB)
3931.875000	48.07	---	74.00	25.93	500.0	100.0	H	355.0	-11.9
4001.250000	---	36.57	54.00	17.43	500.0	100.0	H	328.0	-11.4
4944.375000	---	39.45	54.00	14.55	500.0	200.0	V	333.0	-7.7
5298.750000	51.08	---	74.00	22.92	500.0	200.0	H	34.0	-7.6
6521.250000	50.61	---	74.00	23.39	500.0	200.0	V	311.0	-6.7
6780.000000	---	39.13	54.00	14.87	500.0	200.0	V	344.0	-6.2
8197.500000	49.37	---	74.00	24.63	500.0	200.0	H	45.0	-6.6
8308.125000	---	38.74	54.00	15.26	500.0	100.0	H	234.0	-6.5
9766.875000	51.50	---	74.00	22.50	500.0	100.0	V	92.0	-4.8
9841.875000	---	40.21	54.00	13.79	500.0	200.0	H	195.0	-4.7
13248.750000	53.66	---	74.00	20.34	500.0	200.0	V	96.0	-1.7
13331.250000	---	42.25	54.00	11.75	500.0	200.0	H	206.0	-1.5

Remark: 1. Correction Factor = Antenna factor+ Insertion loss (cable loss + amplifier gain)

This report shall not be reproduced except in full, without the written approval of TA Technology (Shanghai) Co., Ltd.

802.11n (HT40) CH4

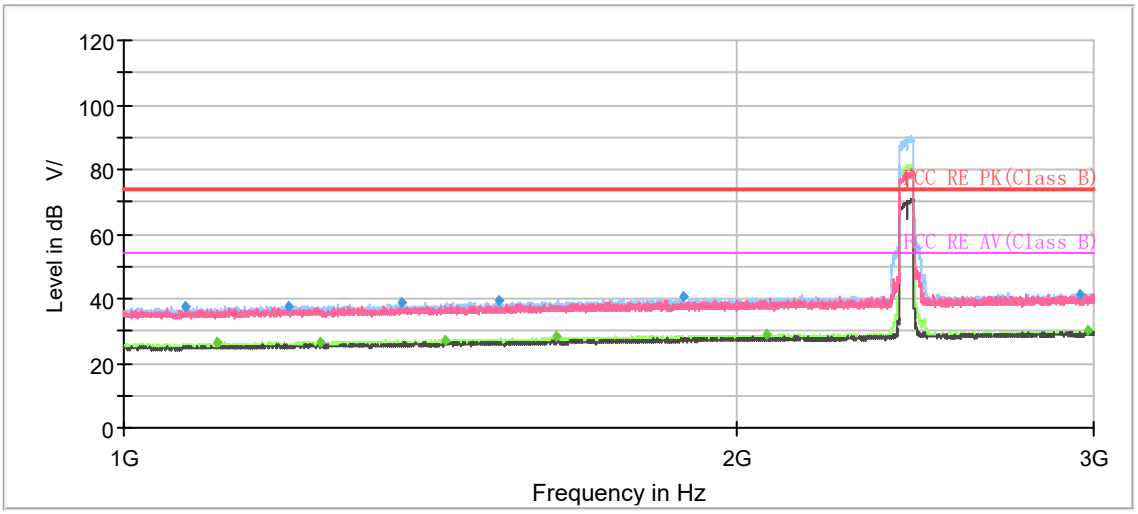

Note: The signal beyond the limit is carrier.

Radiates Emission from 1GHz to 3GHz

Frequency (MHz)	Peak (dBuV/m)	Average (dBuV/m)	Limit (dBuV/m)	Margin (dB)	Meas. Time (ms)	Height (cm)	Polarization	Azimuth (deg)	Correct Factor (dB)
1072.25	37.82	---	74.00	36.18	500.00	100.0	H	220.00	0
1111.00	---	26.48	54.00	27.52	500.00	200.0	H	93.00	0
1205.75	37.35	---	74.00	36.65	500.00	200.0	V	126.00	1
1250.00	---	26.45	54.00	27.55	500.00	200.0	H	6.00	1
1369.50	38.64	---	74.00	35.36	500.00	100.0	H	257.00	1
1438.00	---	27.05	54.00	26.95	500.00	200.0	H	26.00	2
1529.25	39.43	---	74.00	34.57	500.00	200.0	H	227.00	2
1630.50	---	28.04	54.00	25.96	500.00	200.0	H	173.00	2
1883.50	40.55	---	74.00	33.45	500.00	200.0	H	296.00	3
2070.75	---	28.78	54.00	25.22	500.00	100.0	H	358.00	4
2956.00	40.92	---	74.00	33.08	500.00	100.0	H	175.00	6
2977.25	---	29.99	54.00	24.01	500.00	200.0	H	142.00	6

Remark: 1. Correction Factor = Antenna factor+ Insertion loss (cable loss + amplifier gain)

This report shall not be reproduced except in full, without the written approval of TA Technology (Shanghai) Co., Ltd.

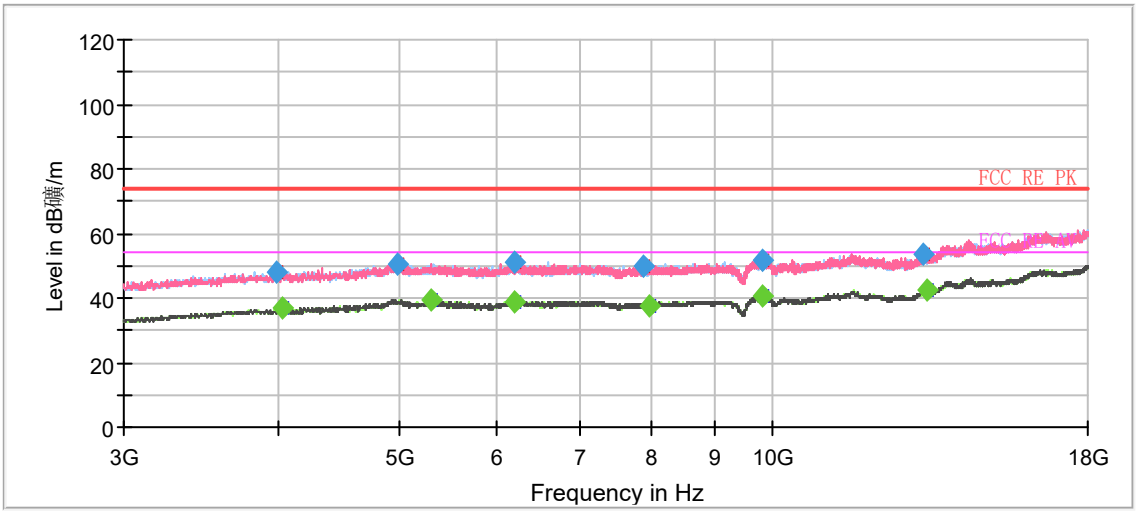

Radiates Emission from 3GHz to 18GHz

Frequency (MHz)	Peak (dBuV/m)	Average (dBuV/m)	Limit (dBuV/m)	Margin (dB)	Meas. Time (ms)	Height (cm)	Polarization	Azimuth (deg)	Correct Factor (dB)
3990.000000	48.29	---	74.00	25.71	500.0	100.0	V	66.0	-11.5
4021.875000	---	36.94	54.00	17.06	500.0	200.0	V	44.0	-11.3
4989.375000	50.60	---	74.00	23.40	500.0	200.0	V	301.0	-7.5
5315.625000	---	39.32	54.00	14.68	500.0	100.0	V	126.0	-7.7
6200.625000	51.09	---	74.00	22.91	500.0	100.0	V	116.0	-7.0
6204.375000	---	39.07	54.00	14.93	500.0	100.0	V	14.0	-7.0
7876.875000	49.77	---	74.00	24.23	500.0	200.0	H	177.0	-6.5
7959.375000	---	37.54	54.00	16.46	500.0	100.0	H	120.0	-6.5
9834.375000	51.88	---	74.00	22.12	500.0	100.0	V	71.0	-4.7
9843.750000	---	40.31	54.00	13.69	500.0	100.0	V	110.0	-4.7
13271.250000	53.79	---	74.00	20.21	500.0	200.0	V	108.0	-1.7
13331.250000	---	42.27	54.00	11.73	500.0	100.0	V	188.0	-1.5

Remark: 1. Correction Factor = Antenna factor+ Insertion loss (cable loss + amplifier gain)

This report shall not be reproduced except in full, without the written approval of TA Technology (Shanghai) Co., Ltd.

802.11n (HT40) CH5

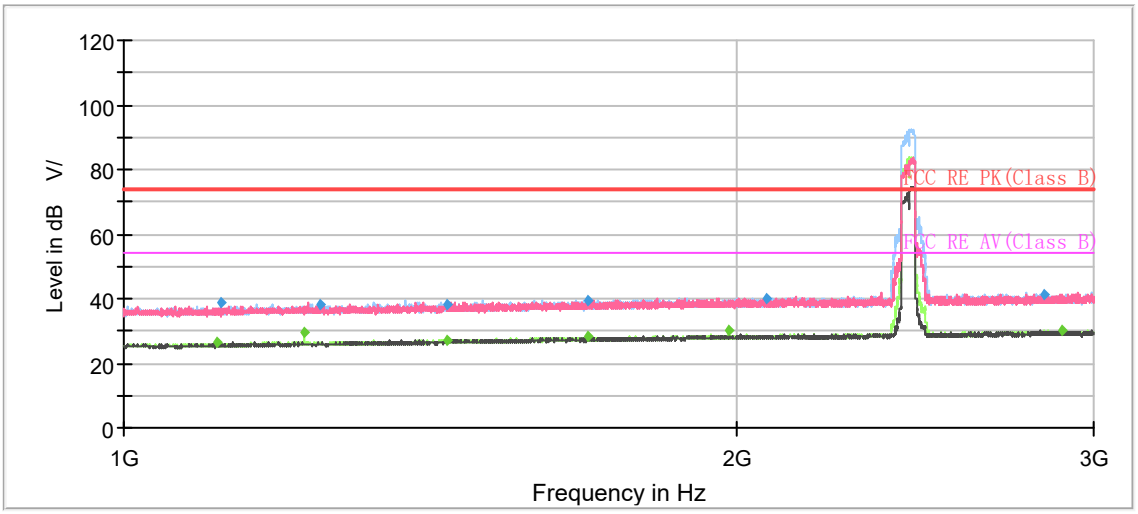

Note: The signal beyond the limit is carrier.

Radiates Emission from 1GHz to 3GHz

Frequency (MHz)	Peak (dBuV/m)	Average (dBuV/m)	Limit (dBuV/m)	Margin (dB)	Meas. Time (ms)	Height (cm)	Polarization	Azimuth (deg)	Correct Factor (dB)
1111.50	---	26.55	54.00	27.45	500.00	100.0	V	231.00	0
1117.00	38.49	---	74.00	35.51	500.00	100.0	V	152.00	0
1226.25	---	29.29	54.00	24.71	500.00	100.0	H	9.00	1
1249.75	38.08	---	74.00	35.92	500.00	100.0	V	147.00	1
1441.50	---	26.94	54.00	27.06	500.00	200.0	H	276.00	2
1443.50	38.25	---	74.00	35.75	500.00	200.0	H	339.00	2
1690.75	39.61	---	74.00	34.39	500.00	100.0	H	260.00	3
1692.00	---	28.07	54.00	25.93	500.00	200.0	H	0.00	3
1986.00	---	30.19	54.00	23.81	500.00	100.0	H	341.00	3
2070.25	39.73	---	74.00	34.27	500.00	100.0	H	205.00	4
2836.25	41.13	---	74.00	32.87	500.00	200.0	V	144.00	5
2895.50	---	30.09	54.00	23.91	500.00	200.0	H	121.00	6

Remark: 1. Correction Factor = Antenna factor+ Insertion loss (cable loss + amplifier gain)

This report shall not be reproduced except in full, without the written approval of TA Technology (Shanghai) Co., Ltd.

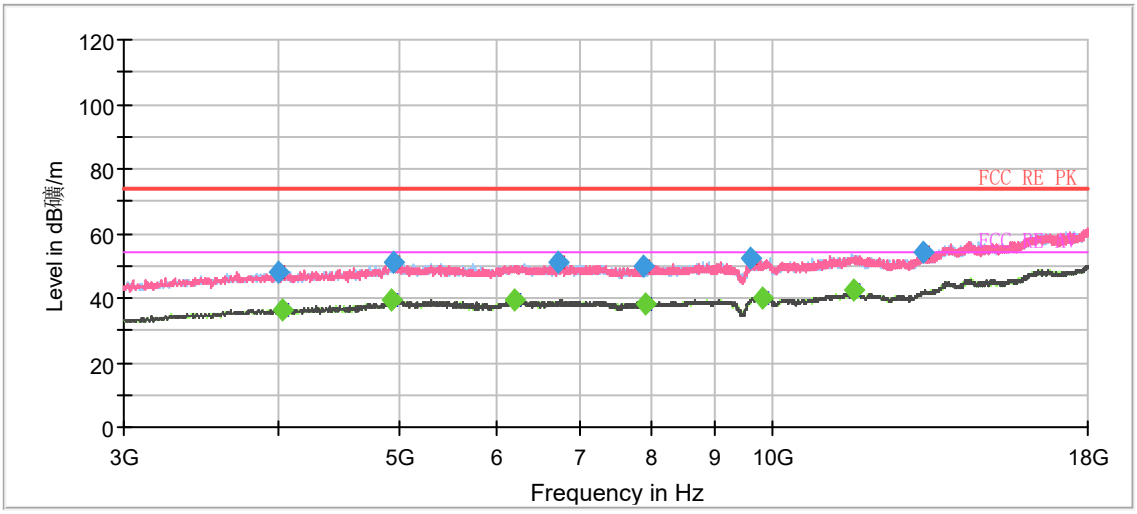

Radiates Emission from 3GHz to 18GHz

Frequency (MHz)	Peak (dBuV/m)	Average (dBuV/m)	Limit (dBuV/m)	Margin (dB)	Meas. Time (ms)	Height (cm)	Polarization	Azimuth (deg)	Correct Factor (dB)
3997.500000	48.04	---	74.00	25.96	500.0	100.0	V	184.0	-11.4
4021.875000	---	36.53	54.00	17.47	500.0	200.0	V	336.0	-11.3
4942.500000	---	39.48	54.00	14.52	500.0	100.0	H	352.0	-7.7
4946.250000	50.96	---	74.00	23.04	500.0	200.0	V	159.0	-7.7
6210.000000	---	39.19	54.00	14.81	500.0	100.0	V	239.0	-7.0
6733.125000	50.98	---	74.00	23.02	500.0	100.0	V	6.0	-6.3
7895.625000	49.62	---	74.00	24.38	500.0	200.0	H	84.0	-6.5
7897.500000	---	38.02	54.00	15.98	500.0	100.0	H	192.0	-6.5
9630.000000	52.00	---	74.00	22.00	500.0	200.0	H	20.0	-4.7
9841.875000	---	40.10	54.00	13.90	500.0	100.0	H	125.0	-4.7
11655.000000	---	42.23	54.00	11.77	500.0	200.0	V	352.0	-2.8
13269.375000	54.00	---	74.00	20.00	500.0	200.0	V	325.0	-1.7

Remark: 1. Correction Factor = Antenna factor+ Insertion loss (cable loss + amplifier gain)

This report shall not be reproduced except in full, without the written approval of TA Technology (Shanghai) Co., Ltd.

802.11n (HT40) CH6

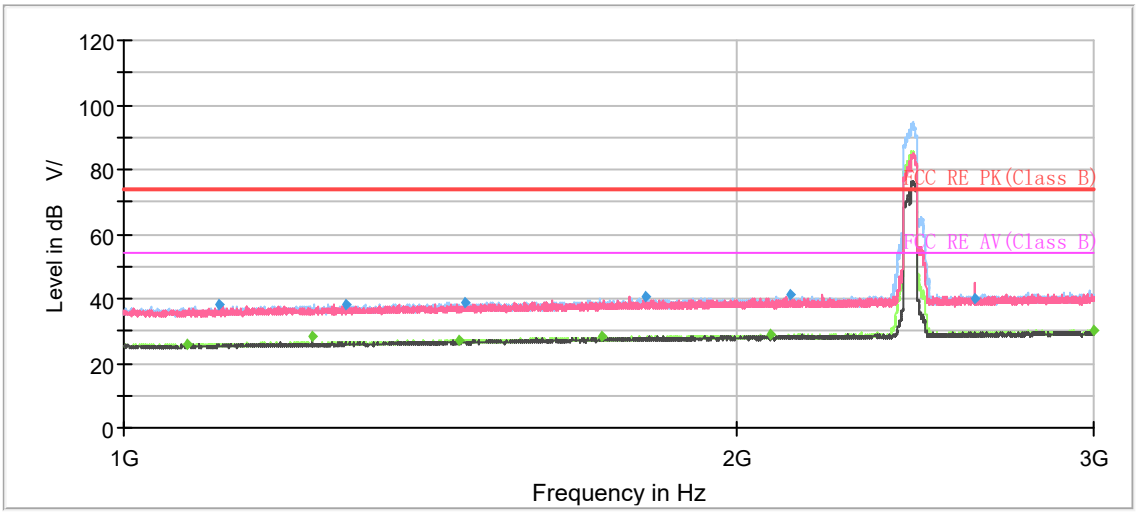

Note: The signal beyond the limit is carrier.

Radiates Emission from 1GHz to 3GHz

Frequency (MHz)	Peak (dBuV/m)	Average (dBuV/m)	Limit (dBuV/m)	Margin (dB)	Meas. Time (ms)	Height (cm)	Polarization	Azimuth (deg)	Correct Factor (dB)
1073.75	---	25.56	54.00	28.44	500.00	200.0	H	94.00	0
1114.00	37.85	---	74.00	36.15	500.00	200.0	H	240.00	0
1238.75	---	28.10	54.00	25.90	500.00	200.0	V	309.00	1
1284.75	38.15	---	74.00	35.85	500.00	200.0	H	213.00	1
1462.00	---	26.77	54.00	27.23	500.00	100.0	H	159.00	2
1471.50	38.49	---	74.00	35.51	500.00	200.0	H	294.00	2
1720.00	---	28.06	54.00	25.94	500.00	100.0	H	152.00	3
1805.25	40.60	---	74.00	33.40	500.00	100.0	H	8.00	3
2077.75	---	28.89	54.00	25.11	500.00	200.0	H	231.00	4
2125.50	41.07	---	74.00	32.93	500.00	200.0	V	68.00	4
2619.75	39.70	---	74.00	34.30	500.00	200.0	H	258.00	5
2996.75	---	30.38	54.00	23.62	500.00	200.0	H	209.00	6

Remark: 1. Correction Factor = Antenna factor+ Insertion loss (cable loss + amplifier gain)

This report shall not be reproduced except in full, without the written approval of TA Technology (Shanghai) Co., Ltd.

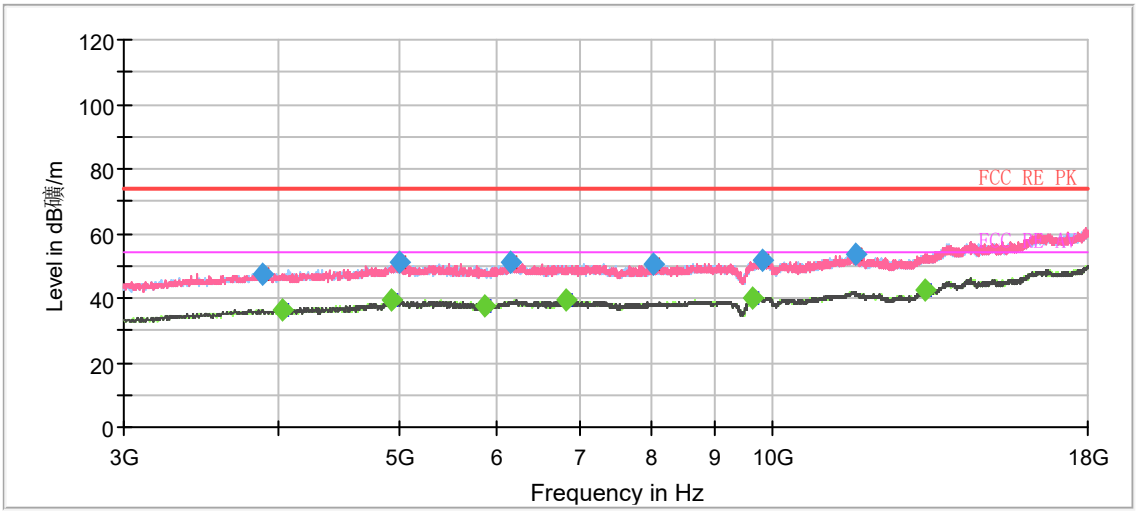

Radiates Emission from 3GHz to 18GHz

Frequency (MHz)	Peak (dBuV/m)	Average (dBuV/m)	Limit (dBuV/m)	Margin (dB)	Meas. Time (ms)	Height (cm)	Polarization	Azimuth (deg)	Correct Factor (dB)
3877.500000	47.61	---	74.00	26.39	500.0	100.0	H	311.0	-12.0
4023.750000	---	36.54	54.00	17.46	500.0	200.0	H	183.0	-11.3
4940.625000	---	39.44	54.00	14.56	500.0	200.0	V	211.0	-7.7
5004.375000	50.99	---	74.00	23.01	500.0	200.0	H	150.0	-7.5
5865.000000	---	37.70	54.00	16.30	500.0	200.0	H	317.0	-8.0
6146.250000	50.78	---	74.00	23.22	500.0	100.0	V	5.0	-7.2
6838.125000	---	39.14	54.00	14.86	500.0	100.0	V	33.0	-6.3
8028.750000	50.48	---	74.00	23.52	500.0	200.0	V	156.0	-6.5
9658.125000	---	40.11	54.00	13.89	500.0	200.0	H	103.0	-4.6
9845.625000	51.63	---	74.00	22.37	500.0	200.0	V	358.0	-4.7
11701.875000	53.63	---	74.00	20.37	500.0	200.0	H	346.0	-2.8
13314.375000	---	42.23	54.00	11.77	500.0	100.0	V	66.0	-1.5

Remark: 1. Correction Factor = Antenna factor+ Insertion loss (cable loss + amplifier gain)

This report shall not be reproduced except in full, without the written approval of TA Technology (Shanghai) Co., Ltd.

802.11n (HT40) CH7

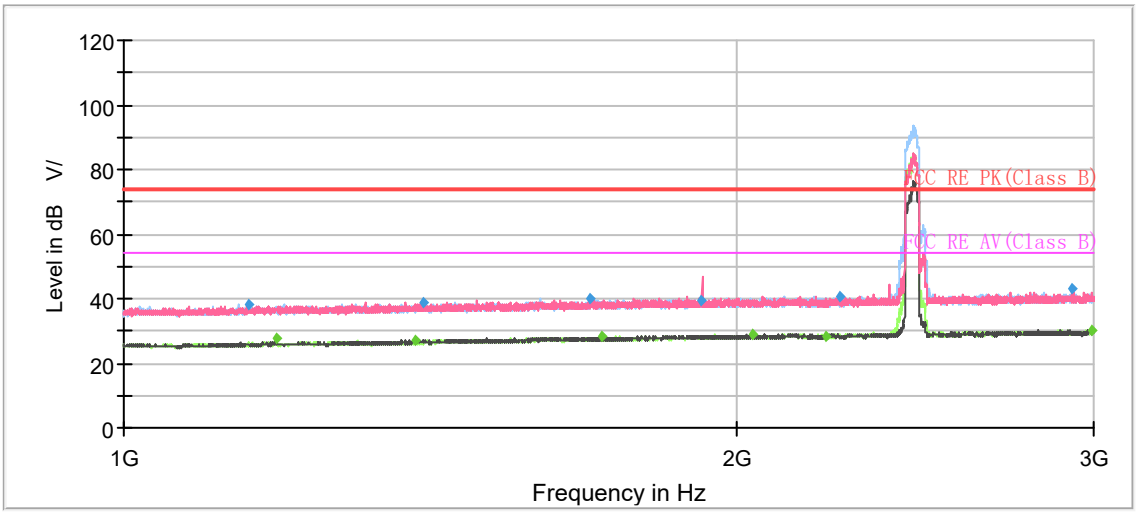

Note: The signal beyond the limit is carrier.

Radiates Emission from 1GHz to 3GHz

Frequency (MHz)	Peak (dBuV/m)	Average (dBuV/m)	Limit (dBuV/m)	Margin (dB)	Meas. Time (ms)	Height (cm)	Polarization	Azimuth (deg)	Correct Factor (dB)
1151.50	38.03	---	74.00	35.97	500.00	200.0	V	172.00	0
1188.25	---	27.44	54.00	26.56	500.00	200.0	V	358.00	1
1390.75	---	27.12	54.00	26.88	500.00	100.0	H	207.00	2
1404.25	38.94	---	74.00	35.06	500.00	100.0	V	349.00	2
1697.25	39.81	---	74.00	34.19	500.00	100.0	V	300.00	3
1716.75	---	28.08	54.00	25.92	500.00	100.0	H	136.00	3
1924.00	39.37	---	74.00	34.63	500.00	200.0	V	106.00	3
2039.50	---	28.68	54.00	25.32	500.00	200.0	V	189.00	4
2217.00	---	28.20	54.00	25.80	500.00	200.0	H	0.00	4
2248.25	40.33	---	74.00	33.67	500.00	100.0	H	216.00	4
2928.00	43.27	---	74.00	30.73	500.00	200.0	V	221.00	6
2994.75	---	30.18	54.00	23.82	500.00	100.0	V	132.00	6

Remark: 1. Correction Factor = Antenna factor+ Insertion loss (cable loss + amplifier gain)

This report shall not be reproduced except in full, without the written approval of TA Technology (Shanghai) Co., Ltd.

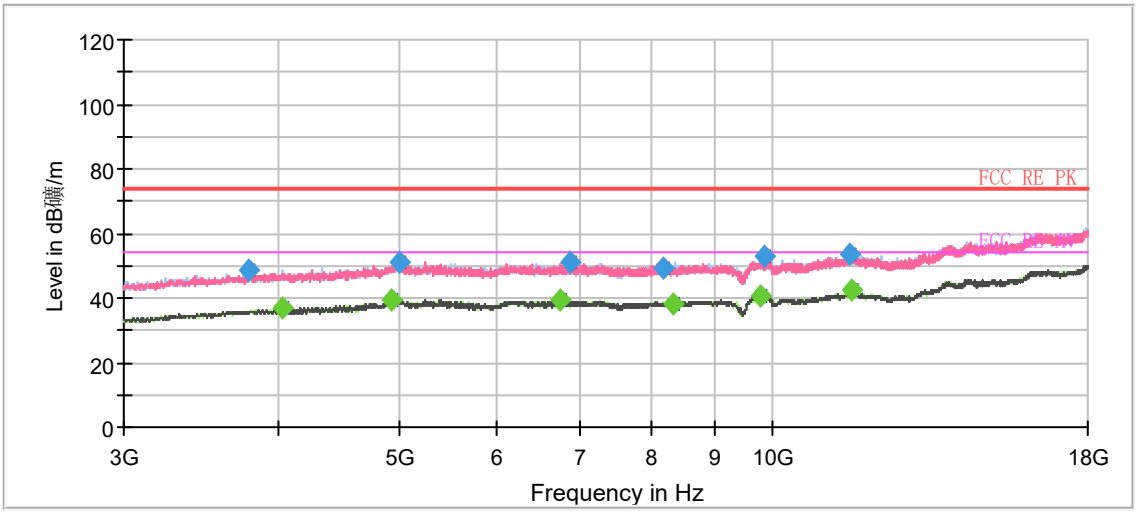

Radiates Emission from 3GHz to 18GHz

Frequency (MHz)	Peak (dBuV/m)	Average (dBuV/m)	Limit (dBuV/m)	Margin (dB)	Meas. Time (ms)	Height (cm)	Polarization	Azimuth (deg)	Correct Factor (dB)
3783.750000	48.47	---	74.00	25.53	500.0	200.0	V	180.0	-12.1
4027.500000	---	36.76	54.00	17.24	500.0	200.0	V	254.0	-11.3
4940.625000	---	39.57	54.00	14.43	500.0	100.0	H	153.0	-7.7
5002.500000	50.93	---	74.00	23.07	500.0	200.0	H	153.0	-7.5
6755.625000	---	39.20	54.00	14.80	500.0	200.0	H	345.0	-6.2
6864.375000	51.00	---	74.00	23.00	500.0	100.0	H	40.0	-6.3
8191.875000	49.36	---	74.00	24.64	500.0	100.0	H	159.0	-6.6
8332.500000	---	38.30	54.00	15.70	500.0	100.0	H	245.0	-6.5
9785.625000	---	40.32	54.00	13.68	500.0	200.0	H	175.0	-4.8
9860.625000	52.63	---	74.00	21.37	500.0	200.0	V	164.0	-4.6
11555.625000	53.76	---	74.00	20.24	500.0	100.0	H	339.0	-3.0
11617.500000	---	42.16	54.00	11.84	500.0	100.0	H	204.0	-2.8

Remark: 1. Correction Factor = Antenna factor+ Insertion loss (cable loss + amplifier gain)

This report shall not be reproduced except in full, without the written approval of TA Technology (Shanghai) Co., Ltd.

802.11n (HT40) CH8

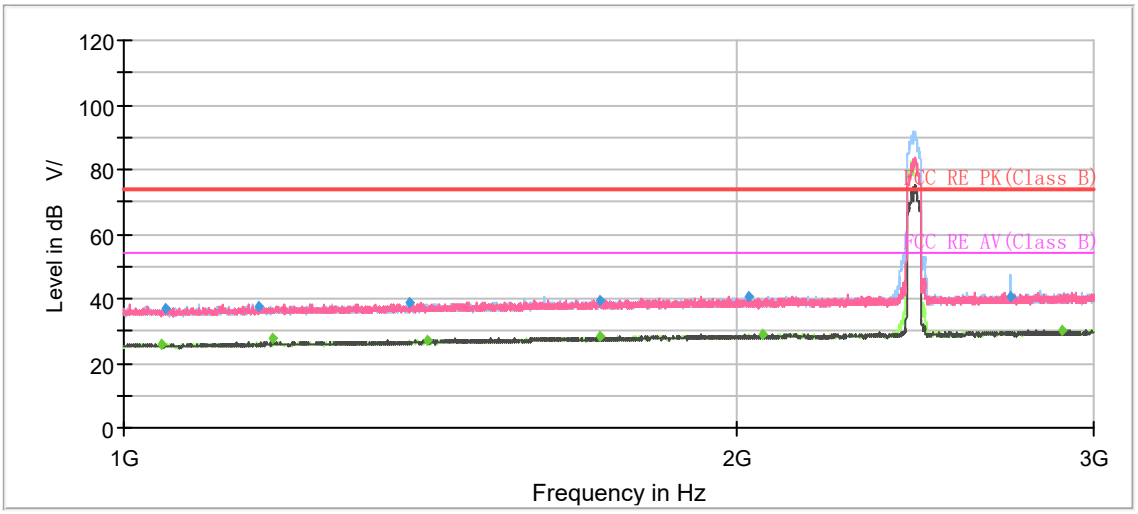

Note: The signal beyond the limit is carrier.

Radiates Emission from 1GHz to 3GHz

Frequency (MHz)	Peak (dBuV/m)	Average (dBuV/m)	Limit (dBuV/m)	Margin (dB)	Meas. Time (ms)	Height (cm)	Polarization	Azimuth (deg)	Correct Factor (dB)
1042.75	---	25.72	54.00	28.28	500.00	100.0	H	0.00	0
1048.00	36.68	---	74.00	37.32	500.00	200.0	H	0.00	0
1166.00	37.78	---	74.00	36.22	500.00	100.0	H	53.00	0
1184.75	---	27.80	54.00	26.20	500.00	200.0	V	2.00	1
1381.75	38.80	---	74.00	35.20	500.00	100.0	H	230.00	1
1410.00	---	27.15	54.00	26.85	500.00	200.0	V	290.00	2
1716.25	39.27	---	74.00	34.73	500.00	100.0	V	190.00	3
1716.50	---	28.04	54.00	25.96	500.00	200.0	H	51.00	3
2029.50	40.92	---	74.00	33.08	500.00	100.0	H	113.00	4
2063.75	---	29.00	54.00	25.00	500.00	200.0	H	247.00	4
2731.00	40.42	---	74.00	33.58	500.00	200.0	H	144.00	5
2891.50	---	30.11	54.00	23.89	500.00	200.0	V	240.00	6

Remark: 1. Correction Factor = Antenna factor+ Insertion loss (cable loss + amplifier gain)

This report shall not be reproduced except in full, without the written approval of TA Technology (Shanghai) Co., Ltd.

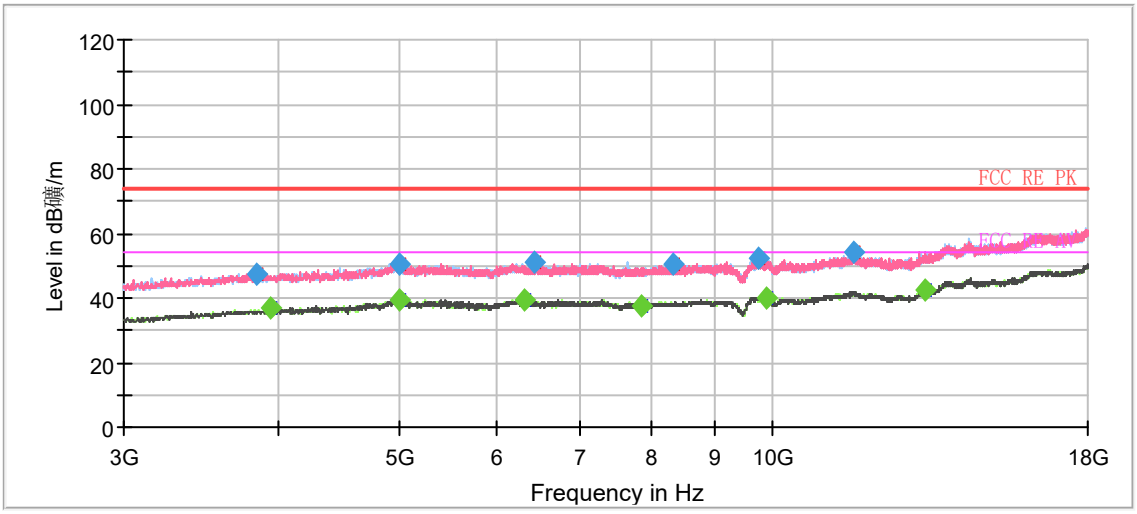

Radiates Emission from 3GHz to 18GHz

Frequency (MHz)	Peak (dBuV/m)	Average (dBuV/m)	Limit (dBuV/m)	Margin (dB)	Meas. Time (ms)	Height (cm)	Polarization	Azimuth (deg)	Correct Factor (dB)
3840.000000	47.61	---	74.00	26.39	500.0	200.0	H	117.0	-12.0
3937.500000	---	36.62	54.00	17.38	500.0	200.0	V	198.0	-11.9
5000.625000	---	39.44	54.00	14.56	500.0	100.0	V	201.0	-7.5
5004.375000	50.61	---	74.00	23.39	500.0	200.0	H	56.0	-7.5
6316.875000	---	39.29	54.00	14.71	500.0	200.0	V	134.0	-6.7
6431.250000	50.85	---	74.00	23.15	500.0	200.0	H	0.0	-6.8
7852.500000	---	37.70	54.00	16.30	500.0	200.0	V	335.0	-6.4
8325.000000	50.35	---	74.00	23.65	500.0	200.0	H	0.0	-6.5
9766.875000	52.08	---	74.00	21.92	500.0	100.0	V	250.0	-4.8
9894.375000	---	40.23	54.00	13.77	500.0	100.0	H	280.0	-4.6
11649.375000	54.00	---	74.00	20.00	500.0	200.0	V	264.0	-2.8
13327.500000	---	42.44	54.00	11.56	500.0	200.0	V	0.0	-1.5

Remark: 1. Correction Factor = Antenna factor+ Insertion loss (cable loss + amplifier gain)

This report shall not be reproduced except in full, without the written approval of TA Technology (Shanghai) Co., Ltd.

802.11n (HT40) CH9

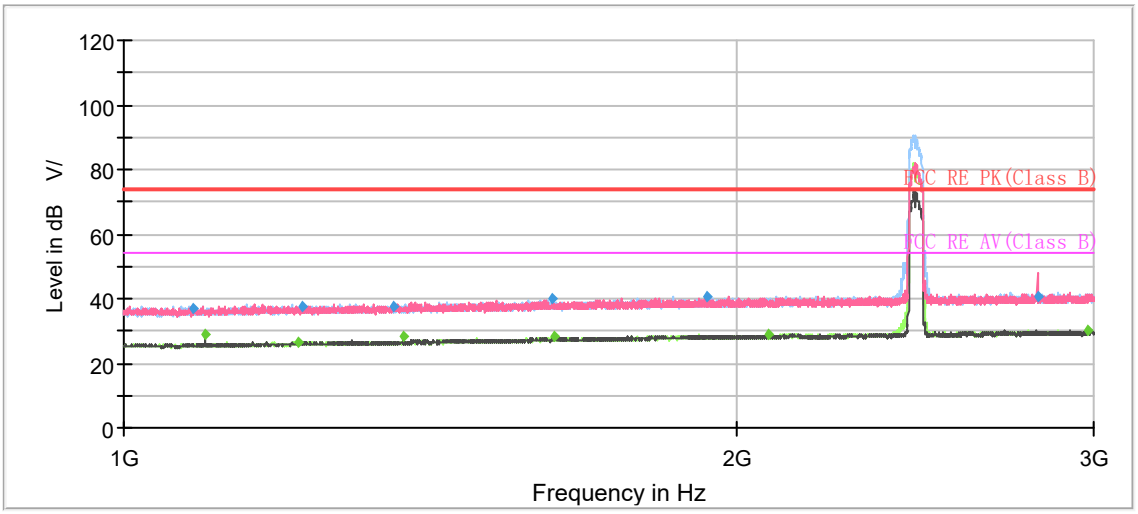

Note: The signal beyond the limit is carrier.

Radiates Emission from 1GHz to 3GHz

Frequency (MHz)	Peak (dBuV/m)	Average (dBuV/m)	Limit (dBuV/m)	Margin (dB)	Meas. Time (ms)	Height (cm)	Polarization	Azimuth (deg)	Correct Factor (dB)
1082.50	36.78	---	74.00	37.22	500.00	100.0	V	87.00	0
1097.25	---	28.84	54.00	25.16	500.00	200.0	V	336.00	0
1219.00	---	26.22	54.00	27.78	500.00	100.0	H	81.00	1
1222.75	37.25	---	74.00	36.75	500.00	100.0	V	6.00	1
1356.25	37.62	---	74.00	36.38	500.00	200.0	H	265.00	1
1372.25	---	28.08	54.00	25.92	500.00	200.0	V	22.00	1
1626.00	40.21	---	74.00	33.79	500.00	100.0	H	130.00	2
1628.00	---	28.05	54.00	25.95	500.00	100.0	H	216.00	2
1935.75	40.54	---	74.00	33.46	500.00	100.0	H	296.00	3
2074.25	---	28.82	54.00	25.18	500.00	200.0	V	174.00	4
2814.25	40.31	---	74.00	33.69	500.00	200.0	V	243.00	5
2978.50	---	30.10	54.00	23.90	500.00	200.0	V	322.00	6

Remark: 1. Correction Factor = Antenna factor+ Insertion loss (cable loss + amplifier gain)

This report shall not be reproduced except in full, without the written approval of TA Technology (Shanghai) Co., Ltd.

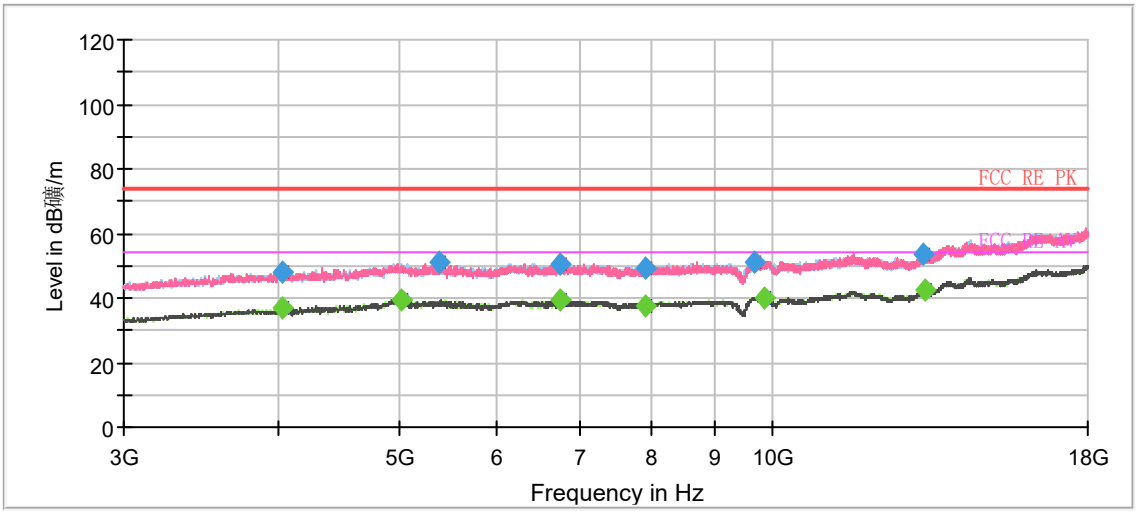

Radiates Emission from 3GHz to 18GHz

Frequency (MHz)	Peak (dBuV/m)	Average (dBuV/m)	Limit (dBuV/m)	Margin (dB)	Meas. Time (ms)	Height (cm)	Polarization	Azimuth (deg)	Correct Factor (dB)
4025.625000	---	36.63	54.00	17.37	500.0	200.0	H	32.0	-11.3
4025.625000	47.75	---	74.00	26.25	500.0	200.0	V	298.0	-11.3
5030.625000	---	39.53	54.00	14.47	500.0	200.0	V	103.0	-7.7
5396.250000	50.83	---	74.00	23.17	500.0	100.0	V	299.0	-7.7
6750.000000	---	39.18	54.00	14.82	500.0	200.0	H	121.0	-6.2
6750.000000	50.51	---	74.00	23.49	500.0	200.0	H	121.0	-6.2
7906.875000	---	37.80	54.00	16.20	500.0	200.0	H	233.0	-6.5
7910.625000	49.31	---	74.00	24.69	500.0	200.0	H	156.0	-6.5
9693.750000	51.07	---	74.00	22.93	500.0	200.0	H	306.0	-4.6
9871.875000	---	40.26	54.00	13.74	500.0	200.0	V	332.0	-4.6
13248.750000	53.64	---	74.00	20.36	500.0	100.0	V	58.0	-1.7
13320.000000	---	42.29	54.00	11.71	500.0	200.0	V	115.0	-1.5

Remark: 1. Correction Factor = Antenna factor+ Insertion loss (cable loss + amplifier gain)

This report shall not be reproduced except in full, without the written approval of TA Technology (Shanghai) Co., Ltd.

Bluetooth LE-Channel 0

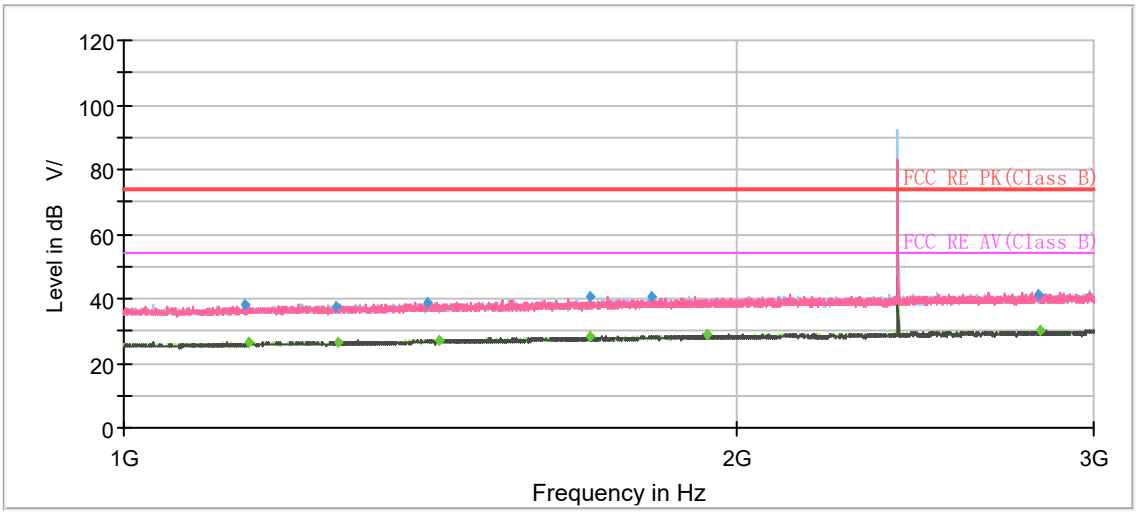

Note: The signal beyond the limit is carrier.

Radiates Emission from 1GHz to 3GHz

Frequency (MHz)	Peak (dBuV/m)	Average (dBuV/m)	Limit (dBuV/m)	Margin (dB)	Meas. Time (ms)	Height (cm)	Polarization	Azimuth (deg)	Correct Factor (dB)
1147.75	38.38	---	74.00	35.62	500.00	200.0	H	355.00	0
1151.25	---	26.46	54.00	27.54	500.00	100.0	H	0.00	0
1270.50	37.53	---	74.00	36.47	500.00	200.0	V	72.00	1
1273.50	---	26.24	54.00	27.76	500.00	100.0	H	81.00	1
1410.50	38.88	---	74.00	35.12	500.00	200.0	H	11.00	2
1428.25	---	27.15	54.00	26.85	500.00	100.0	V	23.00	2
1696.00	40.42	---	74.00	33.58	500.00	200.0	H	287.00	3
1697.25	---	28.20	54.00	25.80	500.00	100.0	H	140.00	3
1816.00	40.56	---	74.00	33.44	500.00	100.0	H	117.00	3
1934.75	---	28.89	54.00	25.11	500.00	200.0	H	73.00	3
2818.00	41.02	---	74.00	32.98	500.00	200.0	V	14.00	5
2822.25	---	30.25	54.00	23.75	500.00	100.0	H	212.00	5

Remark: 1. Correction Factor = Antenna factor+ Insertion loss (cable loss + amplifier gain)

This report shall not be reproduced except in full, without the written approval of TA Technology (Shanghai) Co., Ltd.

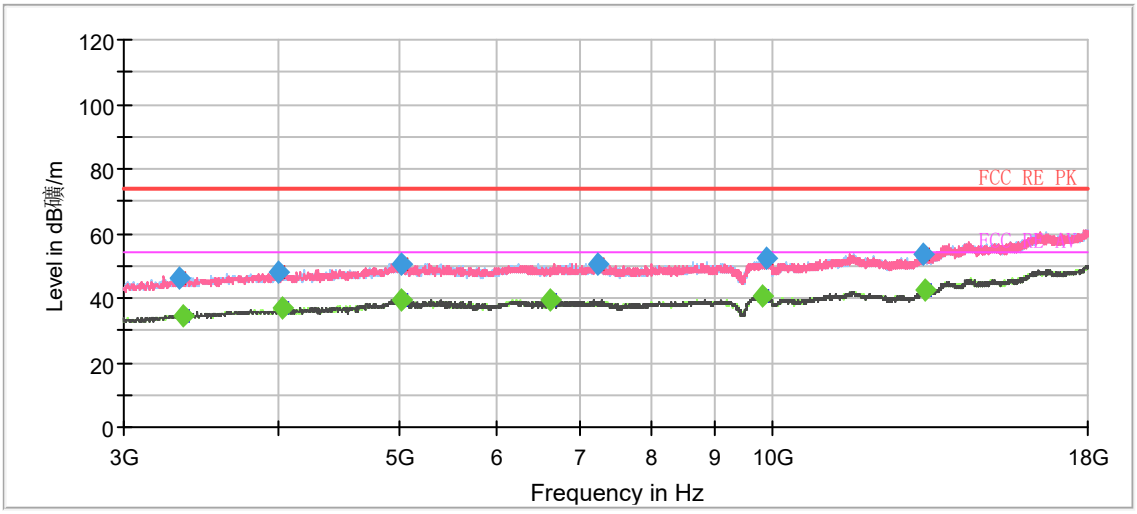

Radiates Emission from 3GHz to 18GHz

Frequency (MHz)	Peak (dBuV/m)	Average (dBuV/m)	Limit (dBuV/m)	Margin (dB)	Meas. Time (ms)	Height (cm)	Polarization	Azimuth (deg)	Correct Factor (dB)
3326.250000	46.38	---	74.00	27.62	500.0	200.0	H	0.0	-13.9
3354.375000	---	34.45	54.00	19.55	500.0	100.0	H	344.0	-13.8
3995.625000	47.92	---	74.00	26.08	500.0	100.0	V	13.0	-11.4
4025.625000	---	36.80	54.00	17.20	500.0	200.0	V	295.0	-11.3
5026.875000	---	39.43	54.00	14.57	500.0	200.0	H	81.0	-7.7
5028.750000	50.71	---	74.00	23.29	500.0	200.0	V	80.0	-7.7
6635.625000	---	39.27	54.00	14.73	500.0	100.0	V	143.0	-6.6
7233.750000	50.62	---	74.00	23.38	500.0	100.0	V	170.0	-5.9
9847.500000	---	40.39	54.00	13.61	500.0	100.0	H	178.0	-4.6
9890.625000	52.14	---	74.00	21.86	500.0	200.0	H	120.0	-4.6
13260.000000	53.29	---	74.00	20.71	500.0	100.0	V	49.0	-1.7
13312.500000	---	42.29	54.00	11.71	500.0	100.0	H	211.0	-1.5

Remark: 1. Correction Factor = Antenna factor+ Insertion loss (cable loss + amplifier gain)

This report shall not be reproduced except in full, without the written approval of TA Technology (Shanghai) Co., Ltd.

Bluetooth LE-Channel 19

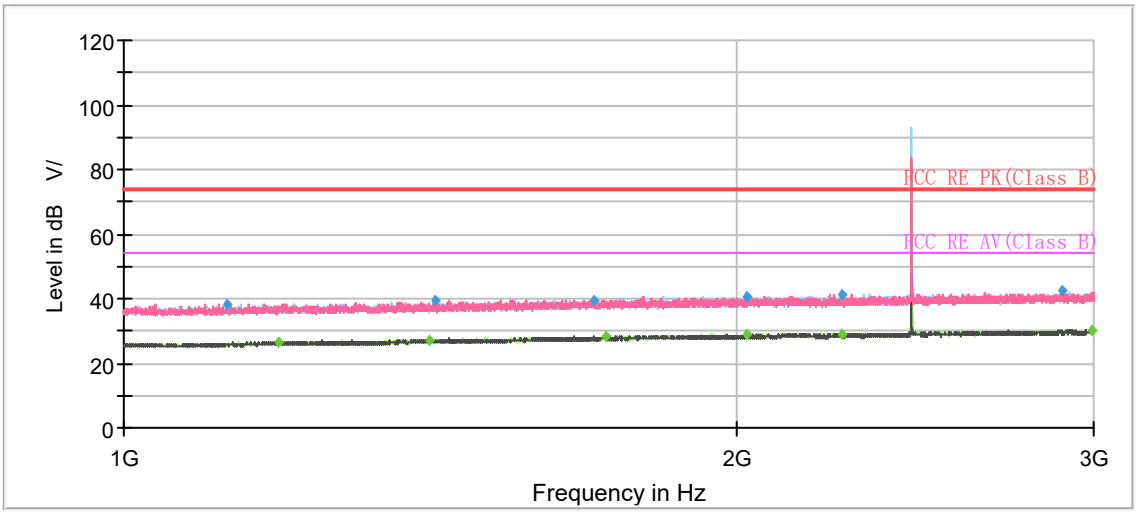

Note: The signal beyond the limit is carrier.

Radiates Emission from 1GHz to 3GHz

Frequency (MHz)	Peak (dBuV/m)	Average (dBuV/m)	Limit (dBuV/m)	Margin (dB)	Meas. Time (ms)	Height (cm)	Polarization	Azimuth (deg)	Correct Factor (dB)
1123.25	38.23	---	74.00	35.77	500.00	100.0	H	223.00	0
1192.75	---	26.75	54.00	27.25	500.00	100.0	H	232.00	1
1412.00	---	27.35	54.00	26.65	500.00	200.0	V	62.00	2
1422.75	39.30	---	74.00	34.70	500.00	200.0	V	243.00	2
1704.75	39.68	---	74.00	34.32	500.00	100.0	H	242.00	3
1724.75	---	28.14	54.00	25.86	500.00	200.0	V	289.00	3
2024.00	40.88	---	74.00	33.12	500.00	200.0	H	143.00	4
2024.00	---	28.91	54.00	25.09	500.00	100.0	V	161.00	4
2253.75	41.11	---	74.00	32.89	500.00	100.0	V	294.00	4
2257.00	---	28.91	54.00	25.09	500.00	100.0	H	274.00	4
2896.75	42.43	---	74.00	31.57	500.00	100.0	H	89.00	6
2996.50	---	30.44	54.00	23.56	500.00	100.0	H	58.00	6

Remark: 1. Correction Factor = Antenna factor+ Insertion loss (cable loss + amplifier gain)

This report shall not be reproduced except in full, without the written approval of TA Technology (Shanghai) Co., Ltd.

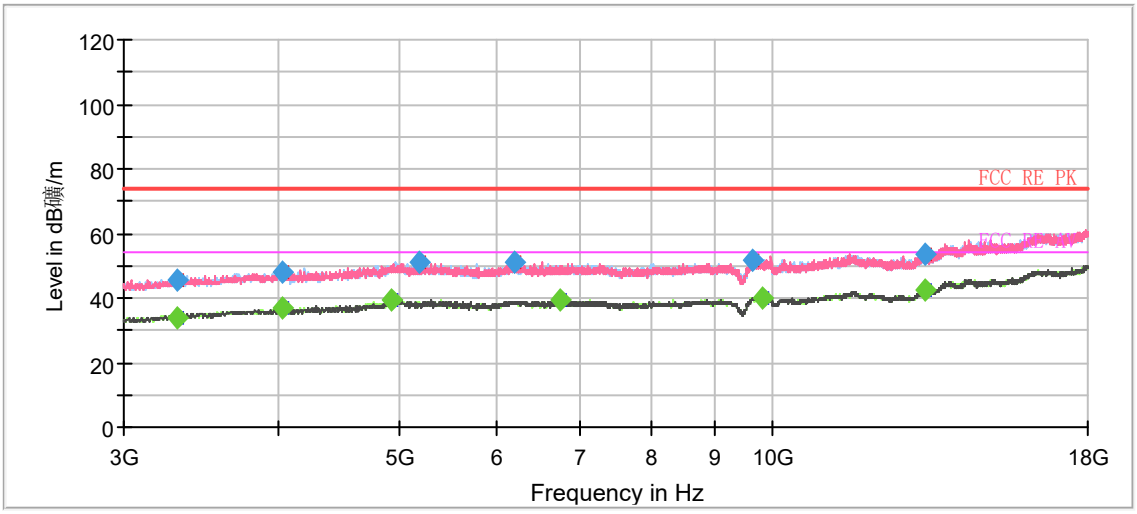

Radiates Emission from 3GHz to 18GHz

Frequency (MHz)	Peak (dBuV/m)	Average (dBuV/m)	Limit (dBuV/m)	Margin (dB)	Meas. Time (ms)	Height (cm)	Polarization	Azimuth (deg)	Correct Factor (dB)
3313.125000	45.58	---	74.00	28.42	500.0	100.0	V	53.0	-13.9
3316.875000	---	33.87	54.00	20.13	500.0	100.0	H	309.0	-13.9
4021.875000	---	37.06	54.00	16.94	500.0	200.0	V	243.0	-11.3
4029.375000	48.18	---	74.00	25.82	500.0	100.0	H	326.0	-11.3
4940.625000	---	39.61	54.00	14.39	500.0	200.0	H	119.0	-7.7
5195.625000	51.06	---	74.00	22.94	500.0	100.0	H	293.0	-7.9
6208.125000	50.95	---	74.00	23.05	500.0	100.0	V	13.0	-7.0
6751.875000	---	39.16	54.00	14.84	500.0	200.0	V	0.0	-6.2
9667.500000	51.93	---	74.00	22.07	500.0	200.0	H	51.0	-4.6
9841.875000	---	40.28	54.00	13.72	500.0	200.0	V	143.0	-4.7
13291.875000	---	42.20	54.00	11.80	500.0	200.0	V	0.0	-1.6
13303.125000	53.75	---	74.00	20.25	500.0	200.0	H	141.0	-1.6

Remark: 1. Correction Factor = Antenna factor+ Insertion loss (cable loss + amplifier gain)

This report shall not be reproduced except in full, without the written approval of TA Technology (Shanghai) Co., Ltd.

Bluetooth LE-Channel 39

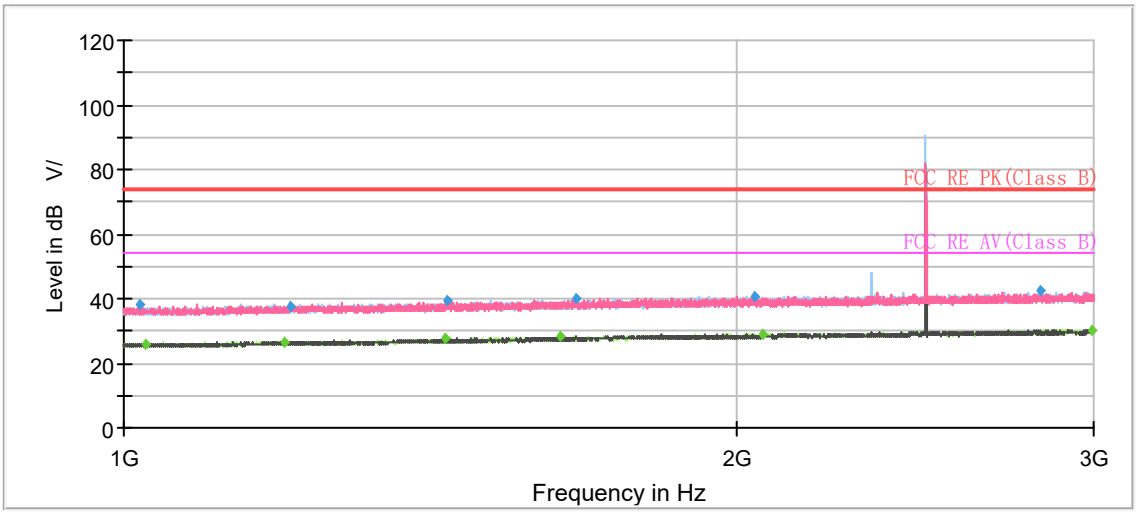

Note: The signal beyond the limit is carrier.

Radiates Emission from 1GHz to 3GHz

Frequency (MHz)	Peak (dBuV/m)	Average (dBuV/m)	Limit (dBuV/m)	Margin (dB)	Meas. Time (ms)	Height (cm)	Polarization	Azimuth (deg)	Correct Factor (dB)
1019.25	38.22	---	74.00	35.78	500.00	200.0	V	359.00	0
1025.75	---	25.55	54.00	28.45	500.00	100.0	H	33.00	0
1200.50	---	26.74	54.00	27.26	500.00	100.0	V	163.00	1
1206.50	37.84	---	74.00	36.16	500.00	200.0	V	7.00	1
1439.75	---	27.40	54.00	26.60	500.00	100.0	H	207.00	2
1442.00	39.21	---	74.00	34.79	500.00	200.0	V	56.00	2
1638.25	---	28.23	54.00	25.77	500.00	100.0	H	20.00	2
1668.50	40.14	---	74.00	33.86	500.00	100.0	V	199.00	3
2042.50	40.56	---	74.00	33.44	500.00	100.0	V	5.00	4
2063.25	---	28.93	54.00	25.07	500.00	200.0	V	12.00	4
2824.75	42.29	---	74.00	31.71	500.00	200.0	H	343.00	5
2990.00	---	30.33	54.00	23.67	500.00	100.0	V	181.00	6

Remark: 1. Correction Factor = Antenna factor+ Insertion loss (cable loss + amplifier gain)

This report shall not be reproduced except in full, without the written approval of TA Technology (Shanghai) Co., Ltd.

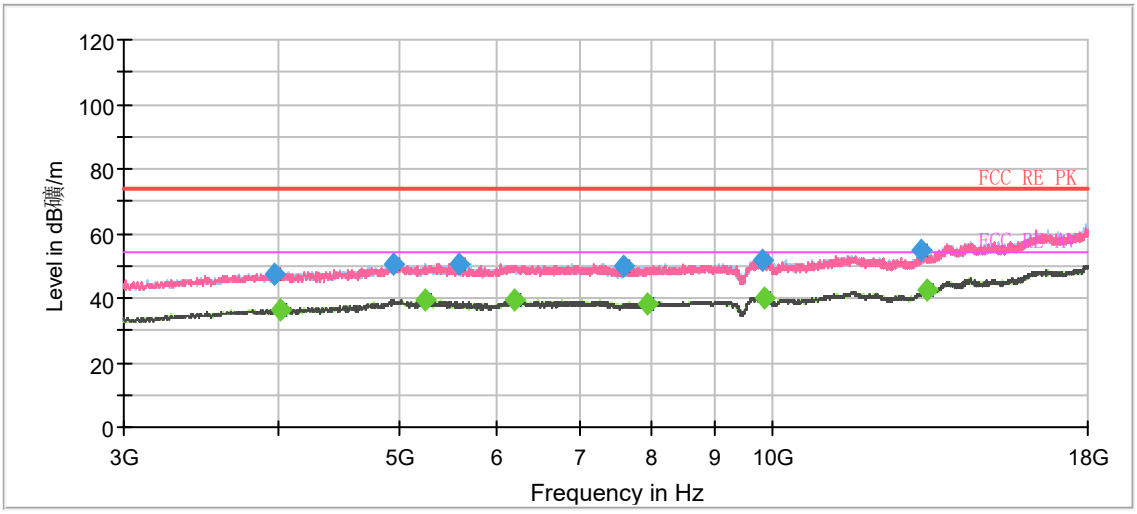

Radiates Emission from 3GHz to 18GHz

Frequency (MHz)	Peak (dBuV/m)	Average (dBuV/m)	Limit (dBuV/m)	Margin (dB)	Meas. Time (ms)	Height (cm)	Polarization	Azimuth (deg)	Correct Factor (dB)
3969.375000	47.46	---	74.00	26.54	500.0	200.0	V	342.0	-11.7
4020.000000	---	36.58	54.00	17.42	500.0	200.0	H	217.0	-11.3
4944.375000	50.74	---	74.00	23.26	500.0	100.0	H	56.0	-7.7
5253.750000	---	39.47	54.00	14.53	500.0	200.0	H	16.0	-7.6
5600.625000	50.75	---	74.00	23.25	500.0	200.0	H	217.0	-7.6
6206.250000	---	39.26	54.00	14.74	500.0	100.0	V	44.0	-7.0
7586.250000	49.83	---	74.00	24.17	500.0	100.0	H	10.0	-6.5
7935.000000	---	37.87	54.00	16.13	500.0	200.0	H	38.0	-6.5
9840.000000	51.93	---	74.00	22.07	500.0	200.0	V	248.0	-4.7
9851.250000	---	40.02	54.00	13.98	500.0	100.0	V	1.0	-4.6
13215.000000	54.69	---	74.00	19.31	500.0	200.0	V	358.0	-1.8
13333.125000	---	42.23	54.00	11.77	500.0	200.0	H	267.0	-1.5

Remark: 1. Correction Factor = Antenna factor+ Insertion loss (cable loss + amplifier gain)

This report shall not be reproduced except in full, without the written approval of TA Technology (Shanghai) Co., Ltd.

During the test, the Radiates Emission from 18GHz to 26.5GHz was performed in all modes with all channels, 802.11b, Channel 11 and Bluetooth LE-Channel 0 are selected as the worst condition. The test data of the worst-case condition was recorded in this report.

Wi-Fi 2.4G:

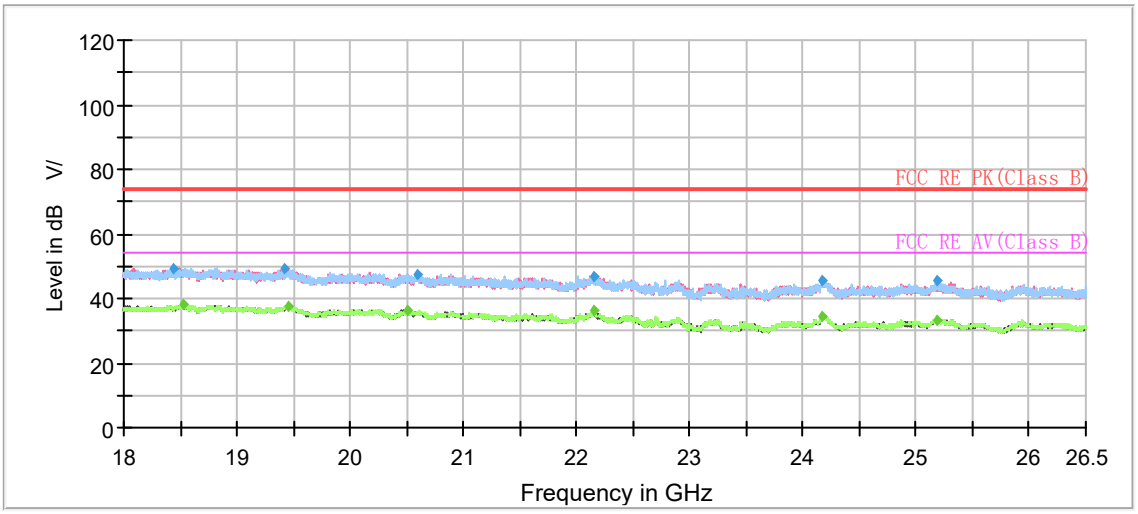

Radiates Emission from 18GHz to 26.5GHz

Frequency (MHz)	Peak (dBuV/m)	Average (dBuV/m)	Limit (dBuV/m)	Margin (dB)	Meas. Time (ms)	Height (cm)	Polarization	Azimuth (deg)	Correct Factor (dB)
18445.19	49.43	---	74.00	24.57	500.00	200.0	V	185.00	-2
18521.69	---	37.87	54.00	16.13	500.00	200.0	V	261.00	-2
19428.00	49.37	---	74.00	24.63	500.00	200.0	H	300.00	-1
19457.75	---	37.77	54.00	16.23	500.00	200.0	H	144.00	-1
20497.94	---	36.40	54.00	17.60	500.00	100.0	H	210.00	0
20590.38	47.54	---	74.00	26.46	500.00	200.0	H	305.00	0
22148.00	46.87	---	74.00	27.13	500.00	200.0	H	218.00	1
22149.06	---	36.20	54.00	17.80	500.00	100.0	H	24.00	1
24161.44	---	34.61	54.00	19.39	500.00	200.0	V	213.00	2
24161.44	45.83	---	74.00	28.17	500.00	200.0	V	213.00	2
25186.75	45.33	---	74.00	28.67	500.00	100.0	V	346.00	3
25193.13	---	33.53	54.00	20.47	500.00	200.0	H	339.00	3

Remark: 1. Correction Factor = Antenna factor+ Insertion loss (cable loss + amplifier gain)

This report shall not be reproduced except in full, without the written approval of TA Technology (Shanghai) Co., Ltd.

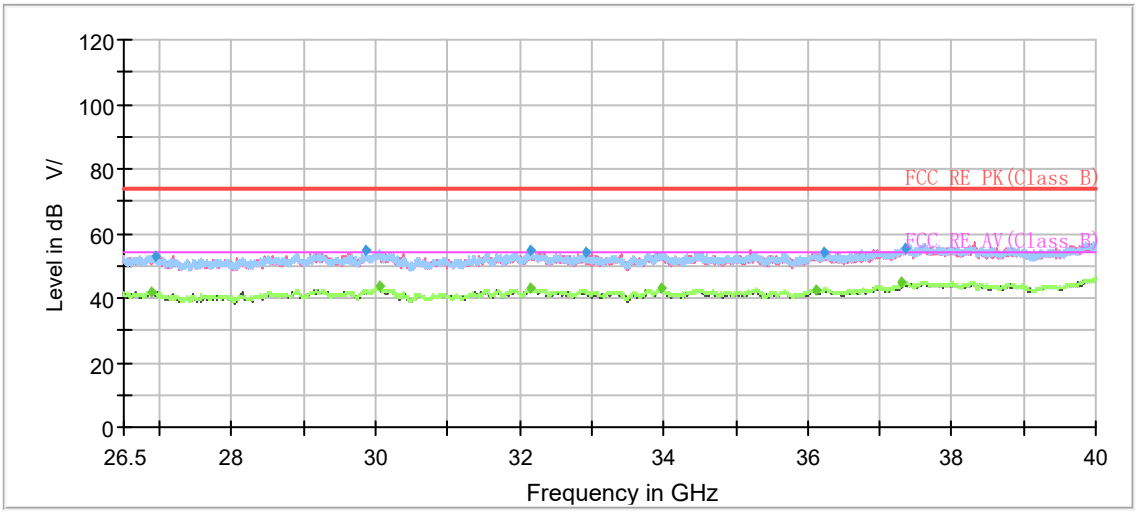

Radiates Emission from 26.5GHz to 40GHz

Frequency (MHz)	Peak (dBuV/m)	Average (dBuV/m)	Limit (dBuV/m)	Margin (dB)	Meas. Time (ms)	Height (cm)	Polarization	Azimuth (deg)	Correct Factor (dB)
26896.56	---	41.87	54.00	12.13	500.00	100.0	H	294.00	7
26940.44	53.20	---	74.00	20.80	500.00	200.0	V	313.00	7
29866.56	54.92	---	74.00	19.08	500.00	100.0	H	304.00	7
30057.25	---	43.52	54.00	10.48	500.00	200.0	H	151.00	7
32136.25	---	43.26	54.00	10.74	500.00	200.0	H	65.00	8
32139.63	54.66	---	74.00	19.34	500.00	200.0	H	5.00	8
32909.13	54.14	---	74.00	19.86	500.00	200.0	V	263.00	7
33953.69	---	43.05	54.00	10.95	500.00	200.0	V	354.00	8
36103.56	---	42.75	54.00	11.25	500.00	200.0	H	181.00	8
36231.81	54.17	---	74.00	19.83	500.00	200.0	V	273.00	8
37303.38	---	44.65	54.00	9.35	500.00	200.0	V	338.00	11
37343.88	55.57	---	74.00	18.43	500.00	200.0	H	89.00	11

Remark: 1. Correction Factor = Antenna factor+ Insertion loss (cable loss + amplifier gain)

This report shall not be reproduced except in full, without the written approval of TA Technology (Shanghai) Co., Ltd.

Bluetooth LE:

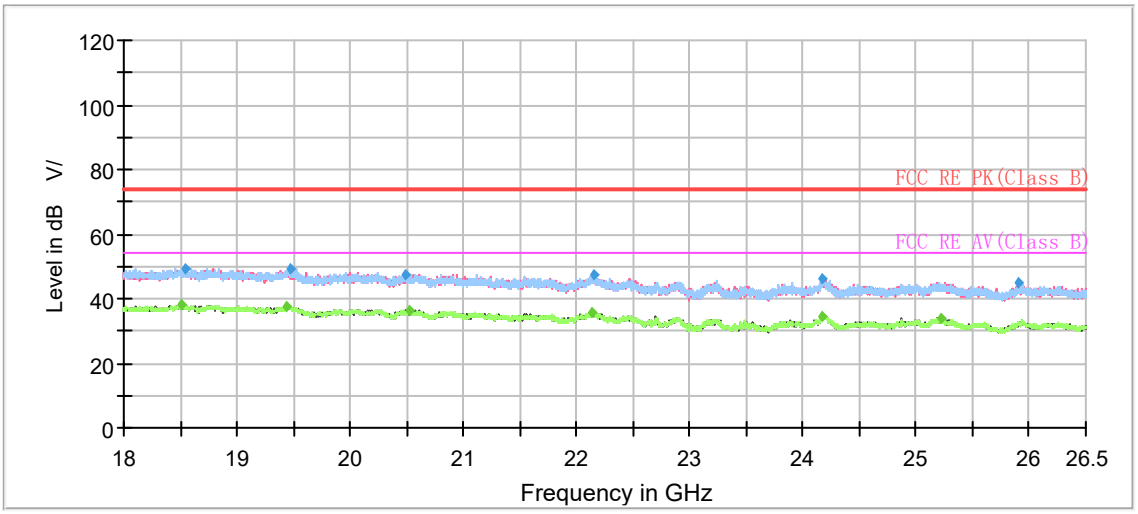

Radiates Emission from 18GHz to 26.5GHz

Frequency (MHz)	Peak (dBuV/m)	Average (dBuV/m)	Limit (dBuV/m)	Margin (dB)	Meas. Time (ms)	Height (cm)	Polarization	Azimuth (deg)	Correct Factor (dB)
18505.75	---	37.90	54.00	16.10	500.00	200.0	V	318.00	-2
18539.75	49.46	---	74.00	24.54	500.00	100.0	V	219.00	-2
19441.81	---	37.79	54.00	16.21	500.00	200.0	H	145.00	-1
19465.19	49.33	---	74.00	24.67	500.00	200.0	H	269.00	-1
20494.75	47.55	---	74.00	26.45	500.00	200.0	H	345.00	0
20528.75	---	36.22	54.00	17.78	500.00	200.0	V	166.00	0
22132.06	---	35.90	54.00	18.10	500.00	200.0	H	354.00	1
22149.06	47.18	---	74.00	26.82	500.00	200.0	H	0.00	1
24161.44	---	34.67	54.00	19.33	500.00	200.0	V	103.00	2
24162.50	45.92	---	74.00	28.08	500.00	200.0	H	302.00	2
25226.06	---	34.00	54.00	20.00	500.00	100.0	H	158.00	3
25906.06	44.93	---	74.00	29.07	500.00	200.0	V	195.00	3

Remark: 1. Correction Factor = Antenna factor+ Insertion loss (cable loss + amplifier gain)

This report shall not be reproduced except in full, without the written approval of TA Technology (Shanghai) Co., Ltd.

5.7. Conducted Emission

Ambient condition

Temperature	Relative humidity	Pressure
23°C ~25°C	45%~50%	101.5kPa

Methods of Measurement

The EUT is placed on a non-metallic table of 80cm height above the horizontal metal reference ground plane. During the test, the EUT was operating in its typical mode. The test method is according to ANSI C63.10. Connect the AC power line of the EUT to the L.I.S.N. Use EMI receiver to detect the average and Quasi-peak value. RBW is set to 9 kHz, VBW is set to 30kHz.
The measurement result should include both L line and N line.
The test is in transmitting mode.

Test Setup

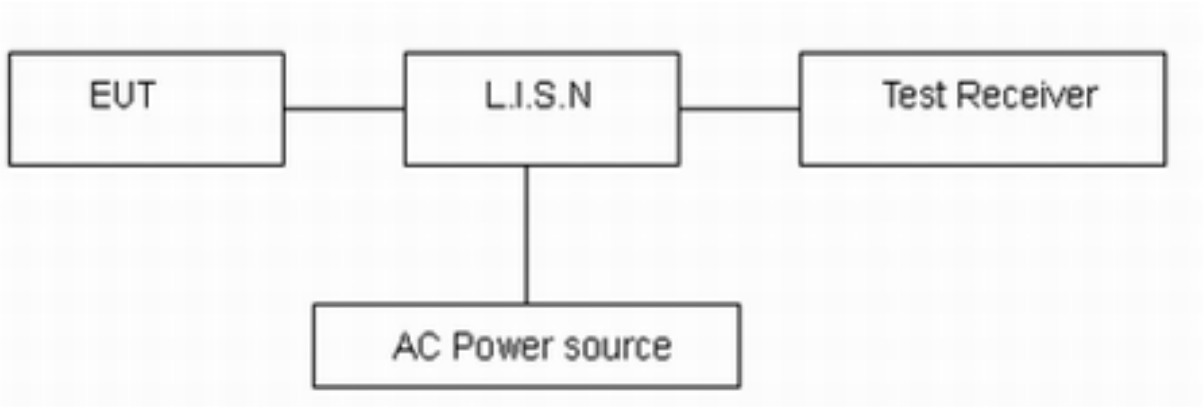

Note: AC Power source is used to change the voltage 110V/60Hz.

Limits

Frequency (MHz)	Conducted Limits(dBμV)	
	Quasi-peak	Average
0.15 - 0.5	66 to 56 *	56 to 46*
0.5 - 5	56	46
5 - 30	60	50
*: Decreases with the logarithm of the frequency.		

Measurement Uncertainty

The assessed measurement uncertainty to ensure 95% confidence level for the normal distribution is with the coverage factor k = 1.96, U= 2.69 dB.

This report shall not be reproduced except in full, without the written approval of TA Technology (Shanghai) Co., Ltd.

Test Results:

Following plots, Blue trace uses the peak detection and Green trace uses the average detection. During the test, the Conducted Emission was performed in all modes (WIFI 2.4G /Bluetooth LE) with all channels, 802.11b, Channel 11 and Bluetooth LE-Channel 0 are selected as the worst condition. The test data of the worst-case condition was recorded in this report.

Wi-Fi 2.4G:

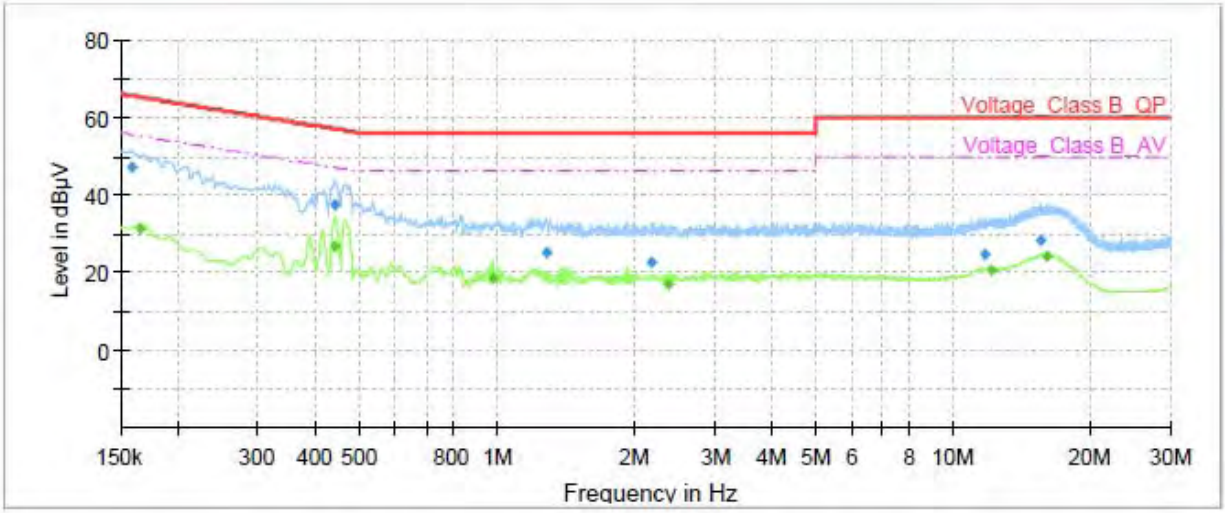

Frequency (MHz)	QuasiPeak (dBµV)	Average (dBµV)	Limit (dBµV)	Margin (dB)	Meas. Time (ms)	Bandwidth (kHz)	Line	Filter	Corr. (dB)
0.16	47.15	---	65.52	18.37	1000.00	9.000	L1	ON	21
0.17	---	31.10	55.17	24.07	1000.00	9.000	L1	ON	21
0.44	---	26.92	47.02	20.10	1000.00	9.000	L1	ON	20
0.44	37.32	---	57.02	19.70	1000.00	9.000	L1	ON	20
0.98	---	18.22	46.00	27.78	1000.00	9.000	L1	ON	20
1.28	25.18	---	56.00	30.82	1000.00	9.000	L1	ON	20
2.18	22.54	---	56.00	33.46	1000.00	9.000	L1	ON	20
2.37	---	16.91	46.00	29.09	1000.00	9.000	L1	ON	19
11.78	24.58	---	60.00	35.42	1000.00	9.000	L1	ON	20
12.13	---	20.39	50.00	29.61	1000.00	9.000	L1	ON	20
15.48	28.46	---	60.00	31.54	1000.00	9.000	L1	ON	20
16.11	---	23.89	50.00	26.11	1000.00	9.000	L1	ON	20

Remark: Correct factor=cable loss + LISN factor

L line Conducted Emission from 150 KHz to 30 MHz

This report shall not be reproduced except in full, without the written approval of TA Technology (Shanghai) Co., Ltd.

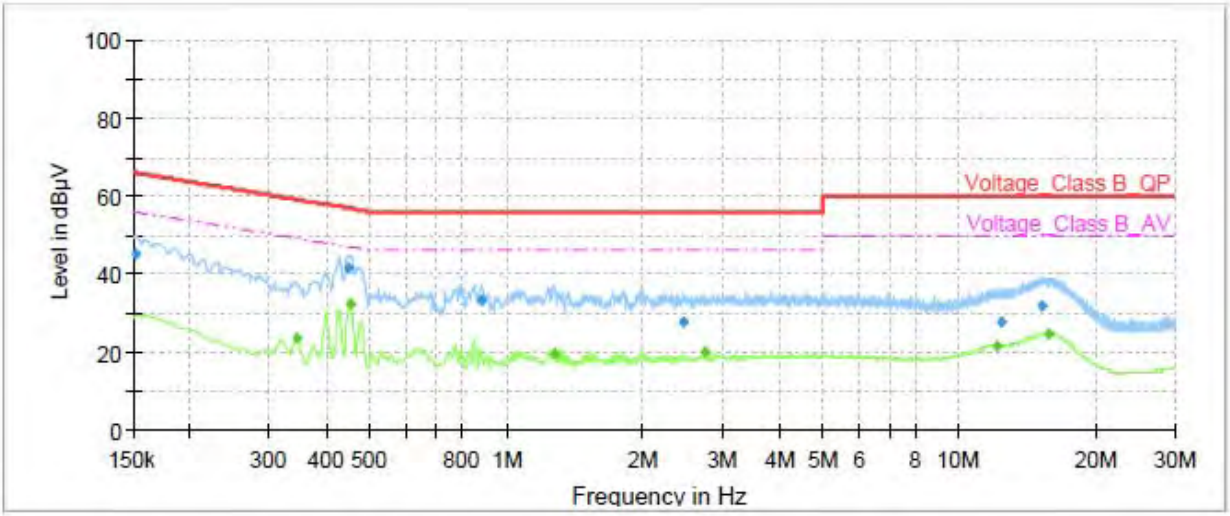

Frequency (MHz)	QuasiPeak (dBµV)	Average (dBµV)	Limit (dBµV)	Margin (dB)	Meas. Time (ms)	Bandwidth (kHz)	Line	Filter	Corr. (dB)
0.15	45.03	---	65.88	20.85	1000.00	9.000	N	ON	21
0.34	---	23.48	49.12	25.64	1000.00	9.000	N	ON	21
0.45	41.74	---	56.89	15.15	1000.00	9.000	N	ON	20
0.45	---	32.35	46.85	14.50	1000.00	9.000	N	ON	20
0.88	33.10	---	56.00	22.90	1000.00	9.000	N	ON	20
1.27	---	19.62	46.00	26.38	1000.00	9.000	N	ON	20
2.46	27.60	---	56.00	28.40	1000.00	9.000	N	ON	20
2.73	---	20.03	46.00	25.97	1000.00	9.000	N	ON	19
12.11	---	21.53	50.00	28.47	1000.00	9.000	N	ON	20
12.37	27.77	---	60.00	32.23	1000.00	9.000	N	ON	20
15.18	31.57	---	60.00	28.43	1000.00	9.000	N	ON	20
15.72	---	24.39	50.00	25.61	1000.00	9.000	N	ON	20

Remark: Correct factor=cable loss + LISN factor

N line Conducted Emission from 150 KHz to 30 MHz

This report shall not be reproduced except in full, without the written approval of TA Technology (Shanghai) Co., Ltd.

Bluetooth LE:

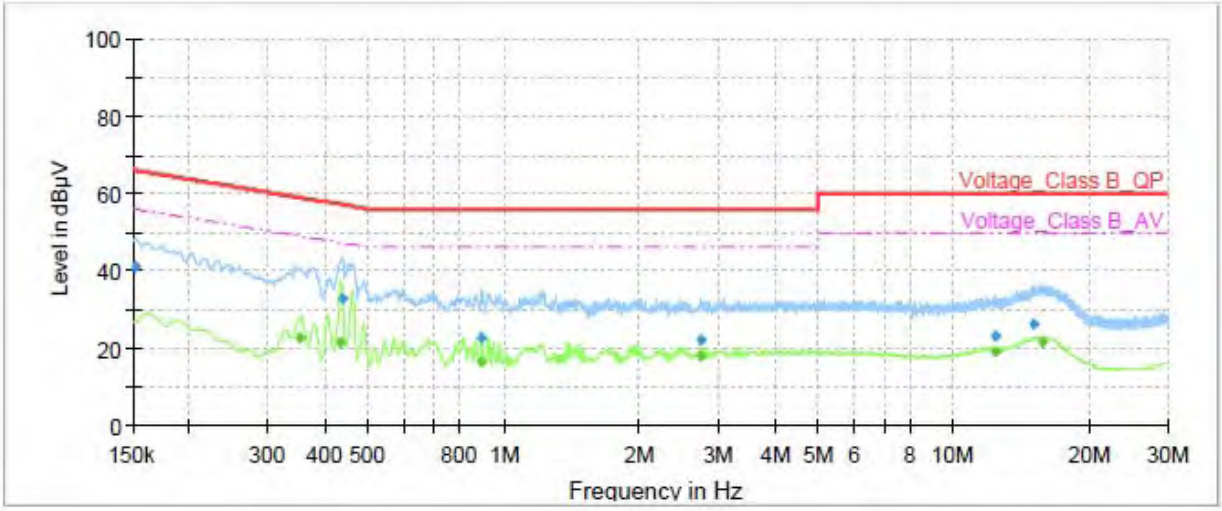

Frequency (MHz)	QuasiPeak (dBµV)	Average (dBµV)	Limit (dBµV)	Margin (dB)	Meas. Time (ms)	Bandwidth (kHz)	Line	Filter	Corr. (dB)
0.15	40.79	---	65.88	25.09	1000.00	9.000	L1	ON	21
0.35	---	22.47	48.90	26.43	1000.00	9.000	L1	ON	21
0.43	---	21.29	47.19	25.90	1000.00	9.000	L1	ON	20
0.44	32.96	---	57.10	24.14	1000.00	9.000	L1	ON	20
0.89	---	16.33	46.00	29.67	1000.00	9.000	L1	ON	20
0.89	22.39	---	56.00	33.61	1000.00	9.000	L1	ON	20
2.74	22.28	---	56.00	33.72	1000.00	9.000	L1	ON	19
2.75	---	17.99	46.00	28.01	1000.00	9.000	L1	ON	19
12.32	22.98	---	60.00	37.02	1000.00	9.000	L1	ON	20
12.32	---	18.90	50.00	31.10	1000.00	9.000	L1	ON	20
15.14	25.97	---	60.00	34.03	1000.00	9.000	L1	ON	20
15.74	---	21.29	50.00	28.71	1000.00	9.000	L1	ON	20

Remark: Correct factor=cable loss + LISN factor

L line Conducted Emission from 150 KHz to 30 MHz

This report shall not be reproduced except in full, without the written approval of TA Technology (Shanghai) Co., Ltd.

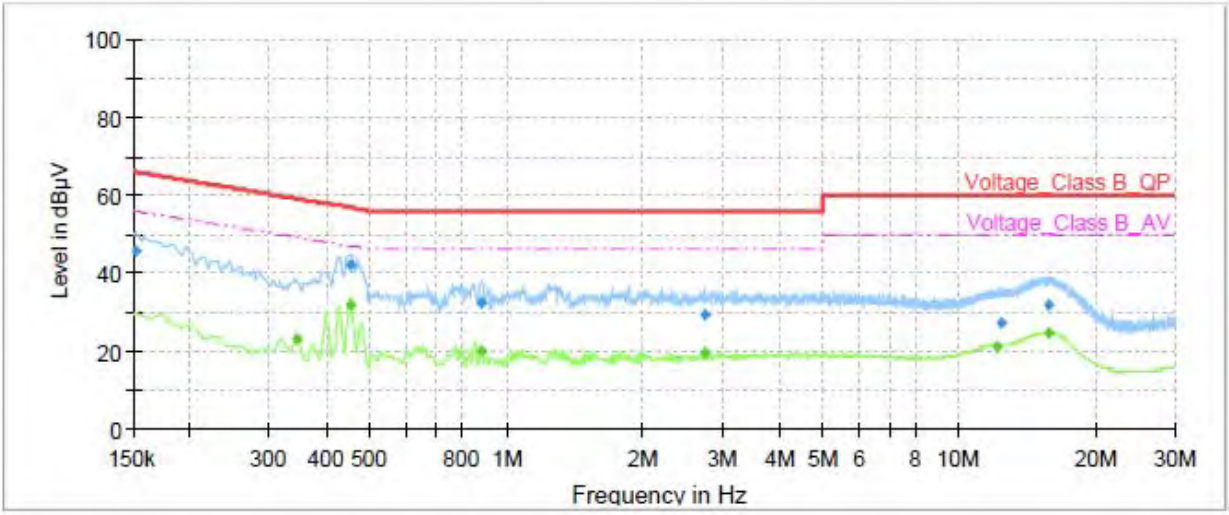

Frequency (MHz)	QuasiPeak (dBµV)	Average (dBµV)	Limit (dBµV)	Margin (dB)	Meas. Time (ms)	Bandwidth (kHz)	Line	Filter	Corr. (dB)
0.15	45.41	---	65.88	20.47	1000.00	9.000	N	ON	21
0.34	---	23.17	49.12	25.95	1000.00	9.000	N	ON	21
0.45	---	31.57	46.85	15.28	1000.00	9.000	N	ON	20
0.45	42.03	---	56.85	14.82	1000.00	9.000	N	ON	20
0.88	---	19.91	46.00	26.09	1000.00	9.000	N	ON	20
0.88	32.21	---	56.00	23.79	1000.00	9.000	N	ON	20
2.73	29.15	---	56.00	26.85	1000.00	9.000	N	ON	19
2.73	---	19.65	46.00	26.35	1000.00	9.000	N	ON	19
12.08	---	21.23	50.00	28.77	1000.00	9.000	N	ON	20
12.35	27.32	---	60.00	32.68	1000.00	9.000	N	ON	20
15.72	31.54	---	60.00	28.46	1000.00	9.000	N	ON	20
15.72	---	24.41	50.00	25.59	1000.00	9.000	N	ON	20

Remark: Correct factor=cable loss + LISN factor

N line Conducted Emission from 150 KHz to 30 MHz

This report shall not be reproduced except in full, without the written approval of TA Technology (Shanghai) Co., Ltd.

6. Main Test Instruments

Name	Manufacturer	Type	Serial Number	Calibration Date	Expiration Date
Power sensor	R&S	OSP-B157W8	100924	2021-12-12	2022-12-11
Spectrum Analyzer	KEYSIGHT	N9020A	MY54420163	2021-12-12	2022-12-11
Radiated Emission					
EMI Test Receiver	R&S	ESCI7	100936	2021-12-12	2022-12-11
Signal Analyzer	R&S	FSV40	101297	2021-12-12	2022-12-11
Signal Analyzer	R&S	FSV30	100815	2021-12-12	2022-12-11
TRILOG Broadband Antenna	SCHWARZBECK	VULB 9163	391	2019-12-16	2022-12-15
Loop antenna	SCHWARZBECK	FMZB1519	1519-047	2020-04-02	2023-04-01
Horn Antenna	Schwarzbeck	BBHA 9120D	430	2021-07-26	2024-07-25
Horn Antenna	ETS-Lindgren	3160-09	00102643	2021-10-10	2024-10-09
Horn Antenna	STEATITE	QSH-SL-26-40 -K-15	16779	2019-12-24	2022-12-23
Software	R&S	EMC32	9.26.01	/	/
Conducted Emission					
Artificial main network	R&S	ENV216	102191	2020-12-13	2022-12-12
EMI Test Receiver	R&S	ESR	101667	2022-05-25	2023-05-24
Software	R&S	EMC32	10.35.10	/	/

********END OF REPORT ********

This report shall not be reproduced except in full, without the written approval of TA Technology (Shanghai) Co., Ltd.

ANNEX A: The EUT Appearance

The EUT Appearance are submitted separately.

This report shall not be reproduced except in full, without the written approval of TA Technology (Shanghai) Co., Ltd.

ANNEX B: Test Setup Photos

The Test Setup Photos are submitted separately.

This report shall not be reproduced except in full, without the written approval of TA Technology (Shanghai) Co., Ltd.

ANNEX C: Product Change Description

The Product Change Description are submitted separately.

This report shall not be reproduced except in full, without the written approval of TA Technology (Shanghai) Co., Ltd.