User's guide

① Open the charging case,the earbuds will automatically turn on and enter pairing mode.

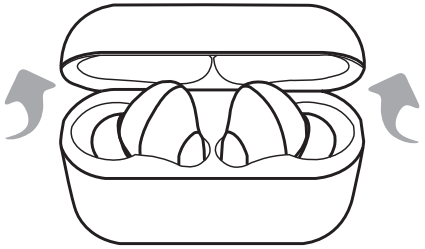

② Turn on Bluetooth,search Cirtek Air X6, click to connect.

③ Correct Wearing Instructions

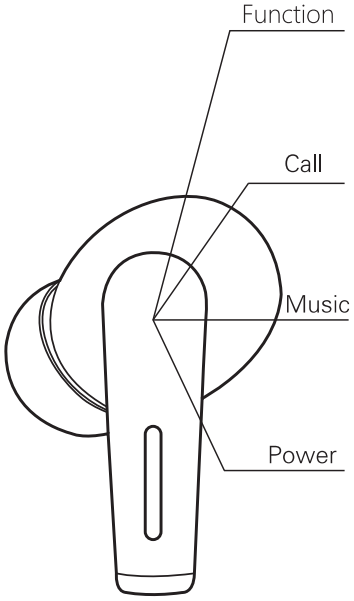

L Doubel Tap : ANC ON / Transparency Mode / ANC OFF
(Quiet environment invalid)

R Doubel Tap : Siri

Tap: Answer call/hang up
Long touch: Reject

Tap: Stop/Play
Long touch L: Prev song
Long touch R: Next song

Power on: long touch for 2S
Power off: put earphones into the charging box

* Choose the right size earplug to get the best noise elimination effect.

The noise canseling function is effective in low frequency ranges such as airplanes,trains,or offices(near air–conditioning,etc),and is not as effective for higher frequencies,such as human voices

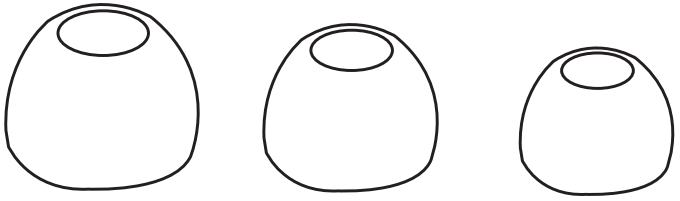

Safety precautions:

- Do not put the earphones in the places which is damp,full of dust,with fume or steam,or under direct sunlight.
Do not leave the earphones in the car for a long time,to avoid Unnecessary trouble.
- High Volume of the earphones may damage your hearing.
- Do not put weight thing or pressure on the earphones,or the earphones will be deformed when you have them in long time storage.
- Please avoid excessive impact on the earphones.
- Please use soft dry fabric to clean the earphones.
- Do not have the earphones be soaked in water,they are just surface water proofing,Do remember the following precautions:
Be careful,let the earphones not fall into places full of water.
Do not use the earphones in wet environment or rainy day.
- If you feel uncomfortable while using the earphones,please stop using them immediately;if still got problems,please contact the local seller.
- Do not expose the battery (the installed battery pack or battery) to heat sources such as sunlight or fire for a long time.
*Lithium battery users are not allowed to replace them by yourself. If the battery needs to be replaced, please contact a professional.
*Please do not arbitrarily change the transmission frequency, increase the transmission power (Including additional assembly RF power amplifier),do not arbitrarily connect external antennas or switch to other transmitting antennas as well.
*During use, please do not cause harmful interference to various legitimate radio services . If interference is found, Please stop using it immediately and take measures to eliminate interference before continuing to use it.
- Please do not use in a dangerous location unless you can hear the sounds around you.
- The unit and its small parts are in danger of being swallowed. After use, please place the unit in the charging case and keep it out of the reach of children.
- If you have any question&problem about this model of earphones,which not mentioned in this manual please contact the local seller

Cirtek®

Air x6

Wireless earbuds

FCC Warning Statement

Changes or modifications not expressly approved by the party responsible for compliance could void the user's authority to operate the equipment. This equipment has been tested and found to comply with the limits for a Class B digital device, pursuant to Part 15 of the FCC Rules. These limits are designed to provide reasonable protection against harmful interference in a residential installation. This equipment generates uses and can radiate radio frequency energy and, if not installed and used in accordance with the instructions, may cause harmful interference to radio communications. However, there is no guarantee that interference will not occur in a particular installation. If this equipment does cause harmful interference to radio or television reception, which can be determined by turning the equipment off and on, the user is encouraged to try to correct the interference by one or more of the following measures:

- Reorient or relocate the receiving antenna.
- Increase the separation between the equipment and receiver.
- Connect the equipment into an outlet on a circuit different from that to which the receiver is connected.
- Consult the dealer or an experienced radio/TV technician for help.

This device complies with part 15 of the FCC Rules. Operation is subject to the following two conditions: (1) This device may not cause harmful interference, and (2) this device must accept any interference received, including interference that may cause undesired operation.

The device has been evaluated to meet general RF exposure requirement.