Product name:Wireless charger x6

Model: WI01

User Manual

Accessories:

Wireless transmitter ×1
Type c-usb data cable ×1
User manual ×1

Note:

Thank you for your acquisition of this ultra slim, light and portable wireless transmitter, compatible with all Qi devices like Samsung S7/S7 edge,Samsung S8/S8 edge, iPhone8, iPhone8 plus, iPhone X, etc.

For optimum performance and safety, please read this manual carefully before using this product

Specifications:

Input : 5V/2A ; 9V/2A ;12V /1.67A
Wireless Output : 5V/1A ; 9V/0.83A ; 9V/1.12A ; 9V /1.67A
Product Size: Ø100 x 7.4mm
Charging Efficiency: ≥ 65%
Transmission Distance: ≤ 6mm

① **Input port**
② **LED indicator**
③ **Transmitter**

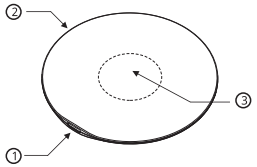

How to Use
Charging your wireless transmitter

1.Charge your wireless transmitter via included Type c-usb data cable.The red LED indicator will be on when plugged into a power adapter, or charge with other power source.
2.Make sure there is no any clutter on the wireless transmitter.
3.Wireless transmitter is ready for your mobile device.

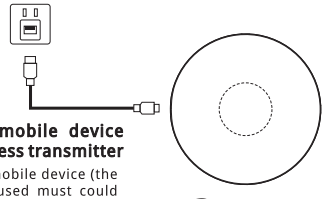

Charging mobile device from wireless transmitter

1.Put your mobile device (the phone you used must could support the wireless charging or your phone are equipped with wireless receiver chip) on the wireless transmitter.

2.When your mobile device is being charged, the Blue LED indicator will keep on.

3.When your mobile device is fully charged, the Blue and Red indicator off.

4. When the red LED or blue LED indicator flashes quickly, that means there is improper operation.

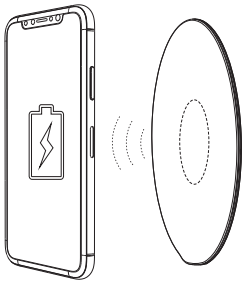

When your wireless transmitter working improperly

- Clean the clutters on the wireless transmitter.
- When the wireless transmitter is over-heating, take your mobile device away from your wireless transmitter.And the transmitter will stop charging automatically when over-heating. Please try charging again when the wireless transmitter cooling down.

Remarks

1.The wattage of the power adapter you used need more than 7.5W, We suggest you use the adapter with 5V/2A output.
2.It's normal that this charger and your smart phone will be hot under operating conditions,and it may be more hotter when charging and using at the same time(such as looping music).

C/ / ² I·NJyλyƎ {űI·űŜY˙Ŝyű

/KI·yƎŜă 2NJ Y˙2ŘλŦλŎI·űλ2yã y2ű ŜÈLJNJŜăăťè I·LJLJNJ2ØŜŘ ōè űKŜ LJI·NJűè NJŜăLJ2yãλōťŜ Ŧ2NJ Ŏ2Y˙LJťλI·yŎŜ Ŏ2dzťŘ Ø2λŘ űKŜ dzăŜNJ0ã I·dzűK2NJλűè

ű2 2LJŜNJI·űŜ űKŜ ŜIjdzλLJY˙Ŝyű¢ ¢Kλă ŜIjdzλLJY˙Ŝyű KI·ă ōŜŜY˙űŜăűŜŘ I·yŘ Ŧ2dzyŘ ű2 Ŏ2Y˙LJťè øλűK űKŜ ťλY˙λűă Ŧ2NJ I· /ťI·ăă . ŘλƎλűI·ť ŘŜØλŎŜΣ

LJdzNJădzI·yű ű2 tI·NJű мр 2Ŧ űKŜ C/ / wdzťŜă¢ ¢KŜăŜ ťλY˙λűă I·NJŜ ŘŜăλƎyŜŘ ű2 LJNJ2ØλŘŜ NJŜI·ă2yI·ōťŜ LJNJ2űŜŎűλ2y˙ I·ƎI·λyãű KI·NJY˙Ŧdzť

λyűŜNJŦŜNJŜyŎŜ λy˙ I· NJŜăλŘŜyűλI·ť λyãűI·ťťI·űλ2y¢ ¢Kλă ŜIjdzλLJY˙Ŝyű ƎŜyŜNJI·űŜă dzăŜă I·yŘ ŎI·y˙ NJI·ŘλI·űŜ NJI·Řλ2 ŦNJŜIjdzŜyŎè ŜyŜNJƎè I·yŘΣ λŦ y2ű

λyãűI·ťťŜŘ I·yŘ dzăŜŘ λy˙ I·ŎŎ2NJŘI·yŎŜ øλűK űKŜ λyãűNJdzŎűλ2yãΣ Y˙I·è ŎI·dzăŜ KI·NJY˙Ŧdzť λyűŜNJŦŜNJŜyŎŜ ű2 NJI·Řλ2 Ŏ2Y˙Y˙dzyλŎI·űλ2yã¢

I2øŜØŜNJΣ űKŜNJŜ λă y2 ƎdzI·NJI·yűŜŜ űKI·ű λyűŜNJŦŜNJŜyŎŜ øλťť y2ű 2ŎŎdzNJ λy˙ I· LJI·NJűλŎdzťI·NJ λyãűI·ťťI·űλ2y¢ LŦ űKλă ŜIjdzλLJY˙Ŝyű Ř2Ŝă ŎI·dzăŜ

KI·NJY˙Ŧdzť λyűŜNJŦŜNJŜyŎŜ ű2 NJI·Řλ2 2NJ űŜťŜØλăλ2y˙ NJŜŎŜLJűλ2yΣ øKλŎK ŎI·y˙ ōŜ ŘŜűŜNJY˙λyŜŘ ōè űdzNJyλyƎ űKŜ ŜIjdzλLJY˙Ŝyű 2ŦŦ I·yŘ 2yΣ űKŜ

dzăŜNJ λă ŜyŎ2dzNJI·ƎŜŘ ű2 ûNJè ű2 Ŏ2NJNJŜŎű űKŜ λyűŜNJŦŜNJŜyŎŜ ōè 2yŜ 2NJ Y˙2NJŜ 2Ŧ űKŜ Ŧ2ťť2øλyƎ YŜI·ădzNJŜăY

- - wŜ2NJλŜyű 2NJ NJŜť2ŎI·ûŜ ûKŜ NJŜŎŜλØλyƎ I·yűŜyyI·¢
- - LyŎNJŜI·ăŜ ûKŜ ăŜLJI·NJI·ûλ2y˙ōŜûøŜŜy˙ûKŜ ŜIjdzλLJY˙Ŝyű I·yŘ NJŜŎŜλØŜNJ¢
- - /2yyŜŎű ûKŜ ŜIjdzλLJY˙Ŝyű λyű2 I·y˙2dzûťŜű 2y˙I· ŎλNJŎdzλű ŘλŦŦŜNJŜyű ŦNJ2Y˙ ûKI·ű ű2 øKλŎK ûKŜ NJŜŎŜλØŜNJ λă Ŏ2yyŜŎûŜŘ¢
- - /2yãdzťű ûKŜ ŘŜI·ťŜNJ 2NJ I·y˙ŜÈLJŜNJλŜyŎŜŘ NJI·Řλ2κ¢± ûŜŎKyλŎλI·y˙Ŧ2NJ KŜťLJ¢

¢Kλă ŘŜØλŎŜ Ŏ2Y˙LJťλŜă øλűK LJI·NJű мр 2Ŧ ûKŜ C/ / wdzťŜă¢ hLJŜNJI·ûλ2y˙λă ădzõ?ŜŎű ű2 ûKŜ Ŧ2ťť2øλyƎ two conditions: (1) This device may not cause harmful interference, and (2) this device must accept any interference recei ved, including interference that may cause undesired operation.

wC 9ÈLJ2ădzNJŜY ! ŘλăűI·yŎŜ 2Ŧ мр ŎY˙ ăKI·ťť ōŜ YI·λyűI·λyŜŘ ōŜûøŜŜy˙ûKŜ I·yűŜyyI· I·yŘ dzăŜNJăΣ I·yŘ ûKŜ ûNJI·yãYλûûŜNJ Y˙I·è y2ű ōŜ Ŏ2-ť2ŎI·ûŜŘ øλûK

I·yè 2ûKŜNJ ûNJI·yãYλûûŜNJ 2NJ I·yûŜyyI·¢