A.5 Conducted Band Edge and Out-of-Band Emissions Test Result

Test Site	SIP-TR1	Test Engineer	Nandy Zhang
Test Date	2022/02/24		

Test Mode	Data Rate / MCS	Channel No.	Frequency (MHz)	Limit
11b	1Mbps	01	2412	20dBc
11b	1Mbps	06	2437	20dBc
11b	1Mbps	11	2462	20dBc
11g	6Mbps	01	2412	20dBc
11g	6Mbps	06	2437	20dBc
11g	6Mbps	11	2462	20dBc
11n-HT20	MCS0	01	2412	20dBc
11n-HT20	MCS0	06	2437	20dBc
11n-HT20	MCS0	11	2462	20dBc

802.11b Out-of-Band Emissions

Channel 01 (2412MHz)

Reference Level

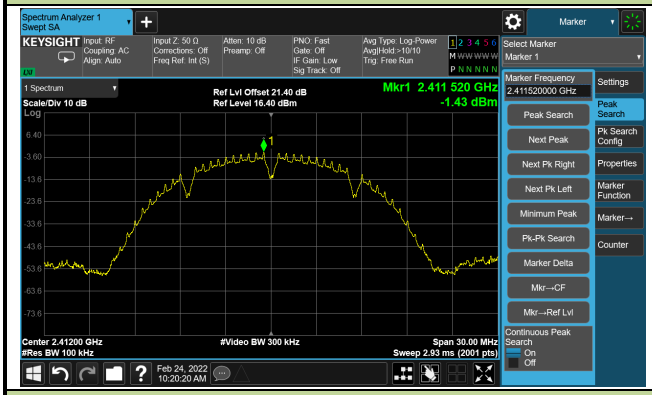

Low Band Edge

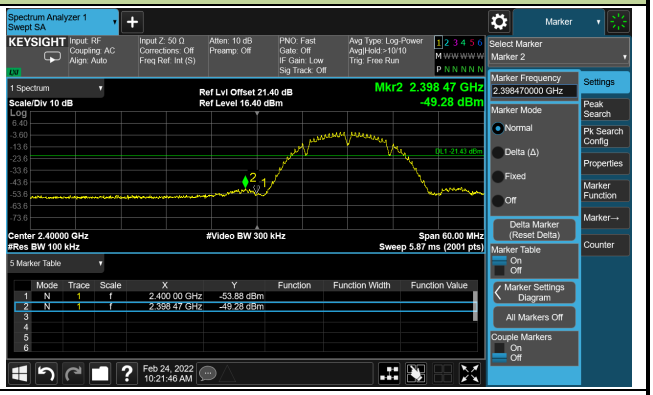

Spurious Emission

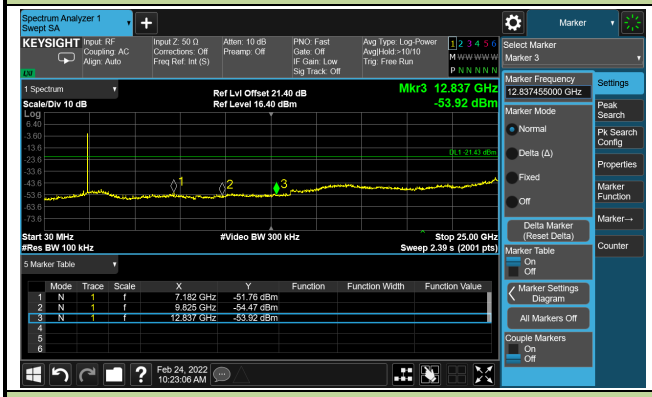

Channel 06 (2437MHz)

Reference Level

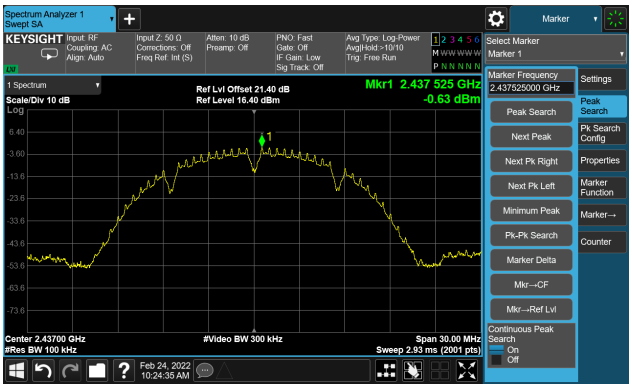

Spurious Emission

Channel 11 (2462MHz)

Reference Level

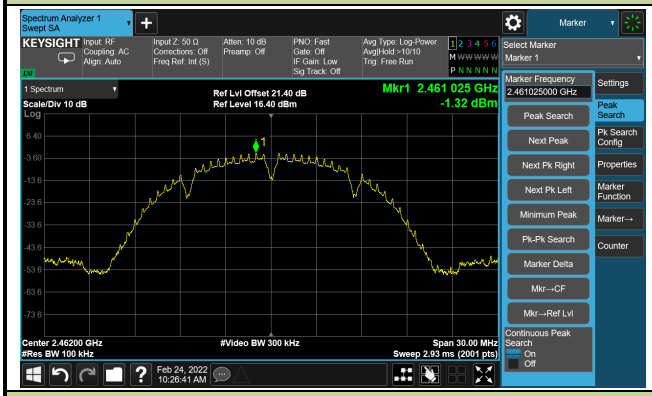

High Band Edge

Spurious Emission

802.11g Out-of-Band Emissions

Channel 01 (2412MHz)

Reference Level

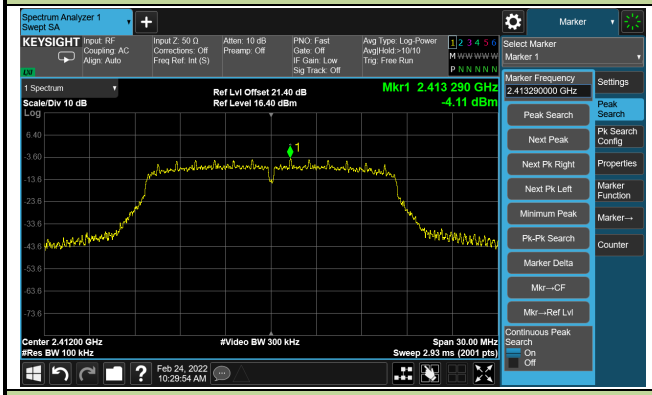

Low Band Edge

Spurious Emission

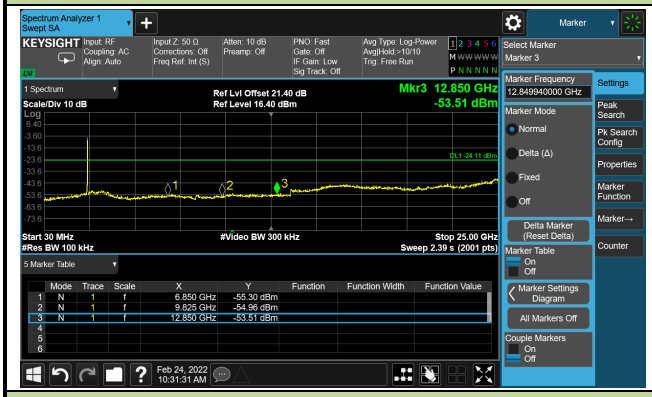

Channel 06 (2437MHz)

Reference Level

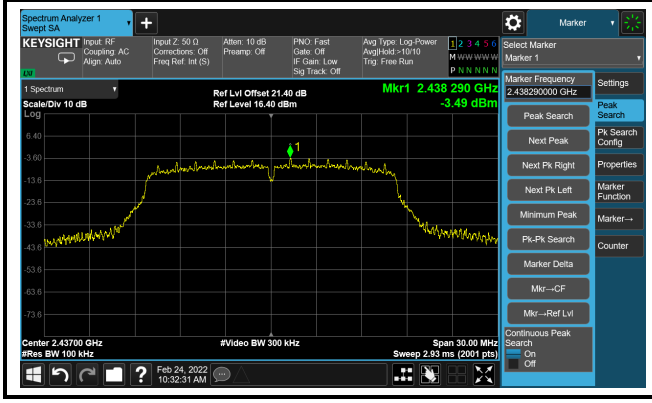

Spurious Emission

Channel 11 (2462MHz)

Reference Level

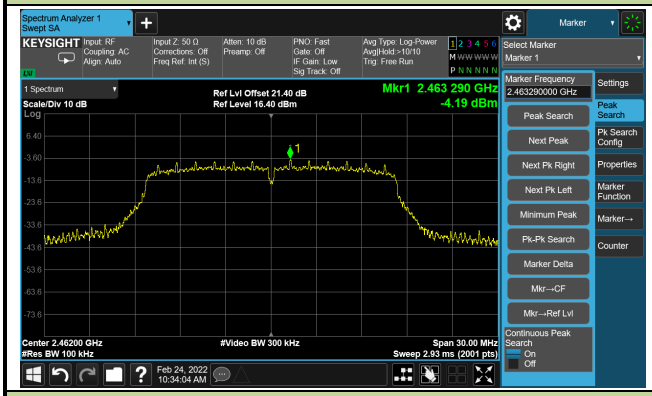

High Band Edge

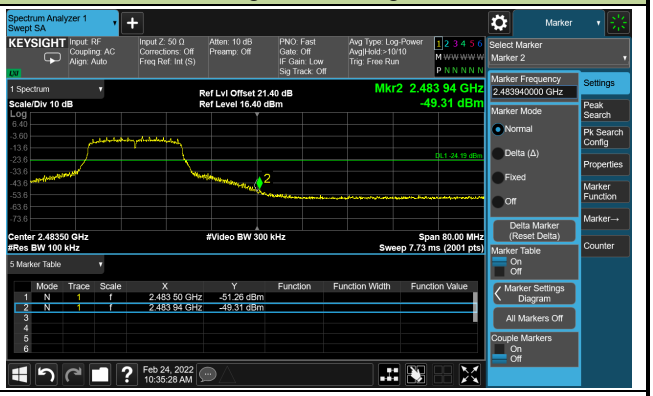

Spurious Emission

802.11n-HT20 Out-of-Band Emissions

Channel 01 (2412MHz)

Reference Level

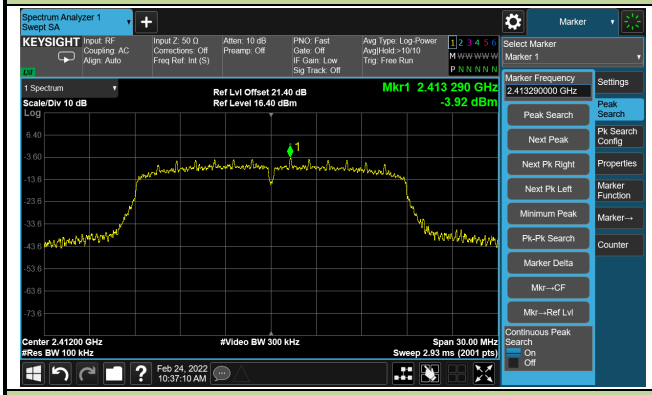

Low Band Edge

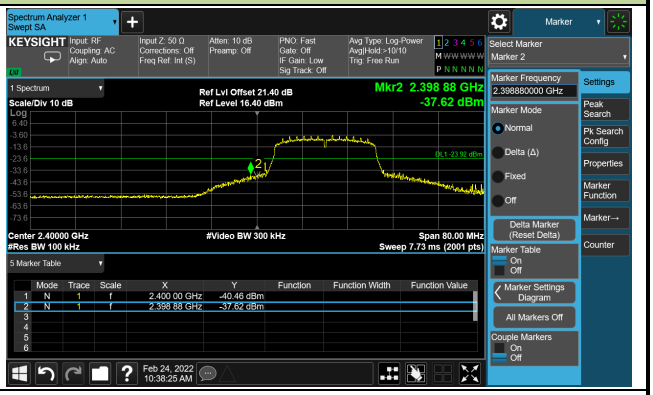

Spurious Emission

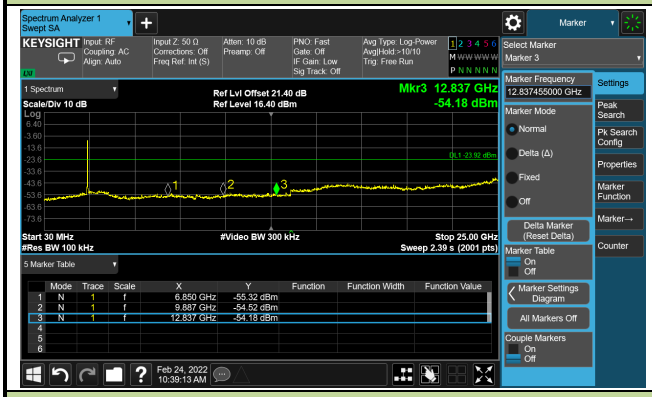

Channel 06 (2437MHz)

Reference Level

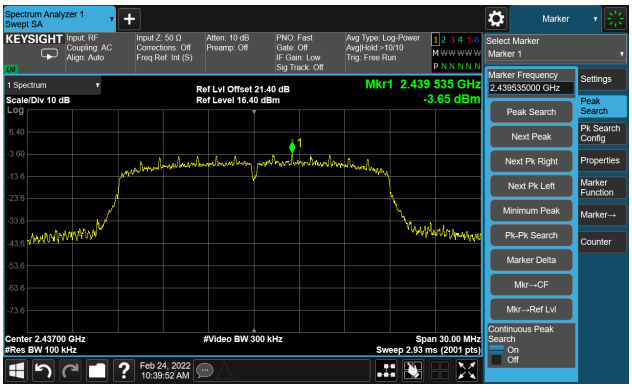

Spurious Emission

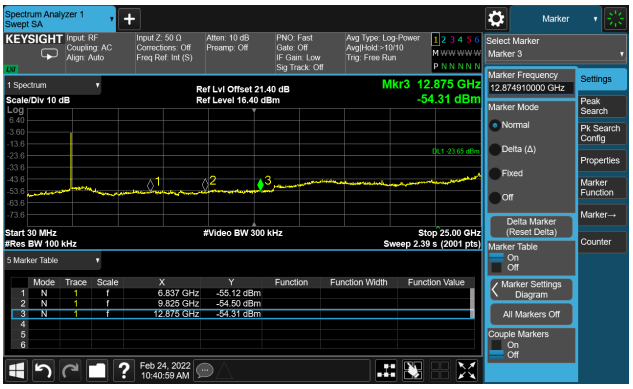

Channel 11 (2462MHz)	
Reference Level	High Band Edge
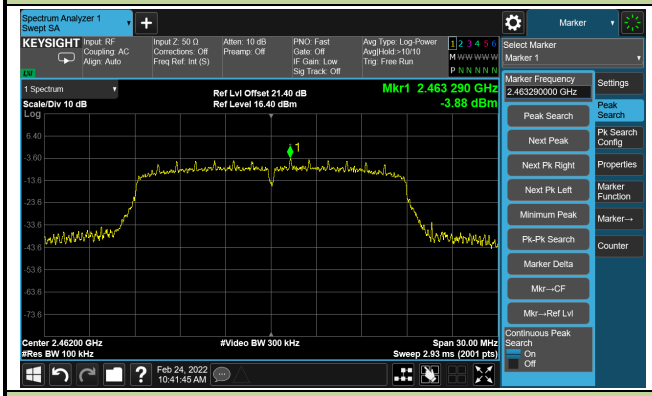	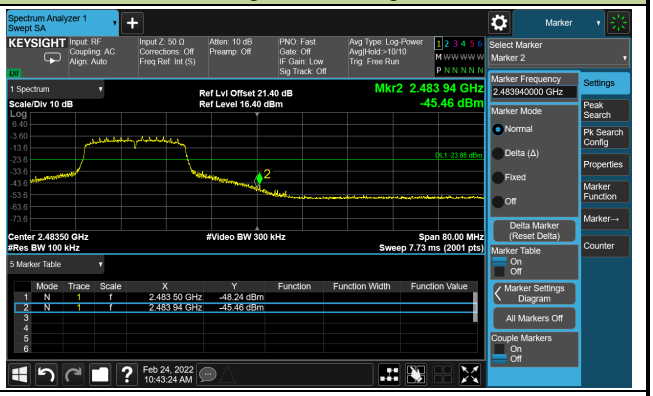
Spurious Emission	

A.6 Radiated Spurious Emission Test Result

Test Site	SIP-AC1 & SIP-AC2	Test Engineer	Stephen Dong & Mero Zhou
Test Date	2022/02/18 ~ 2022/02/22	Test Mode:	802.11b
Remark:	1. Average measurement was not performed if peak level lower than average limit. 2. Other frequency was 20dB below limit line within 1-18GHz, there is not show in the report.		

Test Channel	Frequency (MHz)	Reading Level (dBμV)	Factor (dB/m)	Measure Level (dBμV/m)	Limit (dBμV/m)	Margin (dB)	Detector	Polarization
01	4825.0	62.2	-9.9	52.3	74.0	-21.7	Peak	Horizontal
	4825.0	61.0	-9.9	51.1	54.0	-2.9	Average	Horizontal
	8284.5	47.2	-5.0	42.2	74.0	-31.8	Peak	Horizontal
	15577.5	43.8	4.3	48.1	74.0	-25.9	Peak	Horizontal
	4825.0	60.7	-9.9	50.8	74.0	-23.2	Peak	Vertical
	4825.0	60.5	-9.9	50.6	54.0	-3.4	Average	Vertical
	7579.0	47.5	-5.4	42.1	74.0	-31.9	Peak	Vertical
	15807.0	43.1	4.8	47.9	74.0	-26.1	Peak	Vertical
06	4876.0	61.8	-9.6	52.2	74.0	-21.8	Peak	Horizontal
	4876.0	61.0	-9.6	51.4	54.0	-2.6	Average	Horizontal
	7570.5	47.2	-5.7	41.5	74.0	-32.5	Peak	Horizontal
	15926.0	42.7	5.4	48.1	74.0	-25.9	Peak	Horizontal
	4876.0	58.8	-9.6	49.2	74.0	-24.8	Peak	Vertical
	7553.5	48.5	-6.4	42.1	74.0	-31.9	Peak	Vertical
	11829.0	47.6	-2.7	44.9	74.0	-29.1	Peak	Vertical
11	4927.0	57.5	-5.5	52.0	74.0	-22.0	Peak	Horizontal
	4927.0	56.2	-5.5	50.7	54.0	-3.3	Average	Horizontal
	8148.5	41.2	3.2	44.4	74.0	-29.6	Peak	Horizontal
	11514.5	40.8	8.7	49.5	74.0	-24.5	Peak	Horizontal
	4927.0	56.3	-5.5	50.8	74.0	-23.2	Peak	Vertical
	4927.0	54.7	-5.5	49.2	54.0	-4.8	Average	Vertical
	8199.5	42.7	2.7	45.4	74.0	-28.6	Peak	Vertical
	11497.5	39.8	8.8	48.6	74.0	-25.4	Peak	Vertical

Note: Measure Level (dBμV/m) = Reading Level (dBμV) + Factor (dB/m)

Factor (dB/m) = Cable Loss (dB) + Antenna Factor (dB/m) - Pre_Amplifier Gain (dB)

Test Site	SIP-AC2	Test Engineer	Stephen Dong
Test Date	2022/02/21	Test Mode:	802.11g
Remark:	1. Average measurement was not performed if peak level lower than average limit. 2. Other frequency was 20dB below limit line within 1-18GHz, there is not show in the report.		

Test Channel	Frequency (MHz)	Reading Level (dBμV)	Factor (dB/m)	Measure Level (dBμV/m)	Limit (dBμV/m)	Margin (dB)	Detector	Polarization
01	4825.0	60.9	-5.9	55.0	74.0	-19.0	Peak	Horizontal
	4825.0	49.3	-5.9	43.4	54.0	-10.6	Average	Horizontal
	7426.0	43.3	2.2	45.5	74.0	-28.5	Peak	Horizontal
	11472.0	40.7	8.6	49.3	74.0	-24.7	Peak	Horizontal
	4825.0	54.4	-5.9	48.5	74.0	-25.5	Peak	Vertical
	10843.0	41.6	7.5	49.1	74.0	-24.9	Peak	Vertical
	12092.5	40.6	8.2	48.8	74.0	-25.2	Peak	Vertical
06	4867.5	59.8	-5.5	54.3	74.0	-19.7	Peak	Horizontal
	4867.5	50.2	-5.5	44.7	54.0	-9.3	Average	Horizontal
	8174.0	42.3	3.0	45.3	74.0	-28.7	Peak	Horizontal
	11497.5	40.7	8.8	49.5	74.0	-24.5	Peak	Horizontal
	4876.0	54.3	-5.6	48.7	74.0	-25.3	Peak	Vertical
	10877.0	41.7	7.6	49.3	74.0	-24.7	Peak	Vertical
	12211.5	41.9	7.5	49.4	74.0	-24.6	Peak	Vertical
11	4918.5	60.1	-5.5	54.6	74.0	-19.4	Peak	Horizontal
	4918.5	51.0	-5.5	45.5	54.0	-8.5	Average	Horizontal
	7332.5	43.2	1.7	44.9	74.0	-29.1	Peak	Horizontal
	10996.0	41.4	7.5	48.9	74.0	-25.1	Peak	Horizontal
	4927.0	55.6	-5.5	50.1	74.0	-23.9	Peak	Vertical
	7477.0	42.3	2.4	44.7	74.0	-29.3	Peak	Vertical
	10885.5	42.2	7.4	49.6	74.0	-24.4	Peak	Vertical

Note: Measure Level (dBμV/m) = Reading Level (dBμV) + Factor (dB/m)

Factor (dB/m) = Cable Loss (dB) + Antenna Factor (dB/m) - Pre_Amplifier Gain (dB)

Test Site	SIP-AC2	Test Engineer	Stephen Dong
Test Date	2022/02/21	Test Mode:	802.11n-HT20
Remark:	1. Average measurement was not performed if peak level lower than average limit. 2. Other frequency was 20dB below limit line within 1-18GHz, there is not show in the report.		

Test Channel	Frequency (MHz)	Reading Level (dBμV)	Factor (dB/m)	Measure Level (dBμV/m)	Limit (dBμV/m)	Margin (dB)	Detector	Polarization
01	4816.5	57.9	-5.7	52.2	74.0	-21.8	Peak	Horizontal
	4816.5	48.5	-5.7	42.8	54.0	-11.2	Average	Horizontal
	8378.0	42.9	2.5	45.4	74.0	-28.6	Peak	Horizontal
	10885.5	42.3	7.4	49.7	74.0	-24.3	Peak	Horizontal
	4825.0	53.5	-5.9	47.6	74.0	-26.4	Peak	Vertical
	7349.5	43.0	1.7	44.7	74.0	-29.3	Peak	Vertical
	11599.5	40.8	8.2	49.0	74.0	-25.0	Peak	Vertical
06	4876.0	58.6	-5.6	53.0	74.0	-21.0	Peak	Horizontal
	4876.0	49.8	-5.6	44.2	54.0	-9.8	Average	Horizontal
	7417.5	42.6	2.2	44.8	74.0	-29.2	Peak	Horizontal
	10894.0	42.8	7.2	50.0	74.0	-24.0	Peak	Horizontal
	4867.5	53.0	-5.5	47.5	74.0	-26.5	Peak	Vertical
	7477.0	42.8	2.4	45.2	74.0	-28.8	Peak	Vertical
	11480.5	41.0	8.7	49.7	74.0	-24.3	Peak	Vertical
11	4927.0	59.1	-5.5	53.6	74.0	-20.4	Peak	Horizontal
	4927.0	50.2	-5.5	44.7	54.0	-9.3	Average	Horizontal
	7562.0	43.2	1.6	44.8	74.0	-29.2	Peak	Horizontal
	11506.0	40.0	8.9	48.9	74.0	-25.1	Peak	Horizontal
	4927.0	56.0	-5.5	50.5	74.0	-23.5	Peak	Vertical
	7443.0	42.0	2.4	44.4	74.0	-29.6	Peak	Vertical
	11472.0	39.9	8.6	48.5	74.0	-25.5	Peak	Vertical

Note: Measure Level (dBμV/m) = Reading Level (dBμV) + Factor (dB/m)

Factor (dB/m) = Cable Loss (dB) + Antenna Factor (dB/m) - Pre_Amplifier Gain (dB)

The Result of Radiated Emission below 1GHz:

Site: SIP-AC2	Time: 2022/01/07
Limit: FCC_Part15.209_RSE(3m)	Engineer: Stephen Dong
Probe: SIP-AC2_VULB 9168_30-1000MHz	Polarity: Horizontal
EUT: Pet activity monitor	Power: By Notebook
Test Mode: Transmit at 2437MHz by 802.11b	

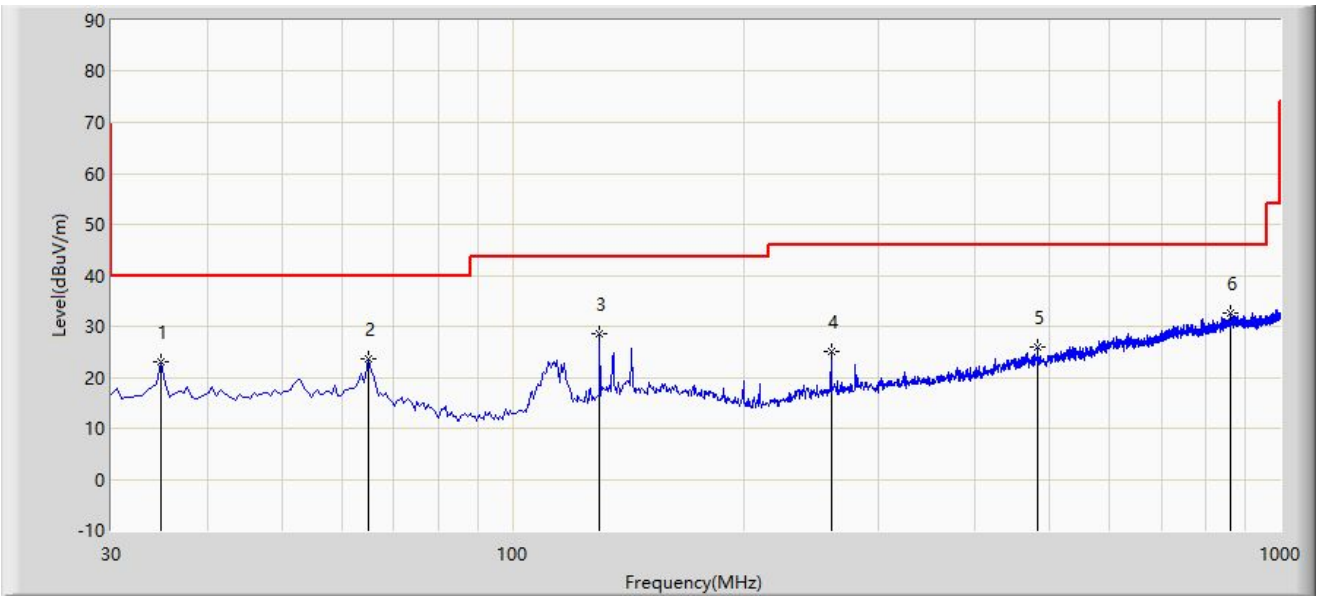

No	Flag	Mark	Frequency (MHz)	Measure Level (dBμV/m)	Reading Level (dBμV)	Margin (dB)	Limit (dBμV/m)	Factor (dB/m)	Type
1			34.850	23.039	5.495	-16.961	40.000	17.544	PK
2			64.920	23.671	6.335	-16.329	40.000	17.336	PK
3			129.910	28.478	11.094	-15.022	43.500	17.384	PK
4			259.890	25.005	7.341	-20.995	46.000	17.664	PK
5			482.990	25.800	2.306	-20.200	46.000	23.494	PK
6		*	860.320	32.485	2.597	-13.515	46.000	29.888	PK

Note 1: Measure Level (dBμV/m) = Reading Level (dBμV) + Factor (dB/m)

Factor (dB/m) = Cable Loss (dB) + Antenna Factor (dB/m)

Note 2: QP measurement was not performed when peak measure level was lower than the QP limit.

Note 3: The amplitude of radiated emissions (frequency range from 9kHz to 30MHz and 18GHz to 25GHz) is that proximity to ambient noise, which also are attenuated more than 20 dB below the permissible value. Therefore, the data is not presented in the report.

Site: SIP-AC2	Time: 2022/01/07
Limit: FCC_Part15.209_RSE(3m)	Engineer: Stephen Dong
Probe: SIP-AC2_VULB 9168_30-1000MHz	Polarity: Vertical
EUT: Pet activity monitor	Power: By Notebook
Test Mode: Transmit at 2437MHz by 802.11b	

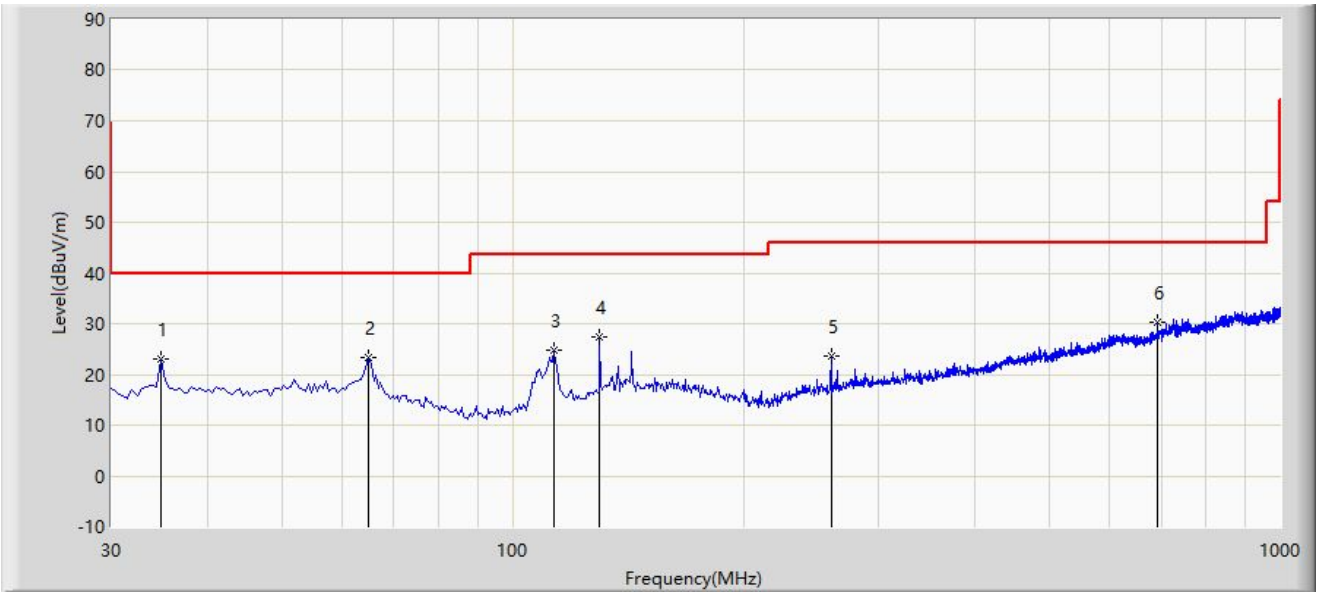

No	Flag	Mark	Frequency (MHz)	Measure Level (dBμV/m)	Reading Level (dBμV)	Margin (dB)	Limit (dBμV/m)	Factor (dB/m)	Type
1			34.850	22.964	5.420	-17.036	40.000	17.544	PK
2			64.920	23.288	5.952	-16.712	40.000	17.336	PK
3			113.420	24.702	8.639	-18.798	43.500	16.063	PK
4			129.910	27.385	10.001	-16.115	43.500	17.384	PK
5			259.890	23.707	6.043	-22.293	46.000	17.664	PK
6		*	692.510	30.289	3.095	-15.711	46.000	27.194	PK

Note 1: Measure Level (dBμV/m) = Reading Level (dBμV) + Factor (dB/m)

Factor (dB/m) = Cable Loss (dB) + Antenna Factor (dB/m)

Note 2: QP measurement was not performed when peak measure level was lower than the QP limit.

Note 3: The amplitude of radiated emissions (frequency range from 9kHz to 30MHz and 18GHz to 25GHz) is that proximity to ambient noise, which also are attenuated more than 20 dB below the permissible value. Therefore, the data is not presented in the report.

A.7 Radiated Restricted Band Edge Test Result

Site: SIP-AC1	Time: 2022/02/18
Limit: FCC_Part15.209_RE(3m)	Engineer: Kyrie Xie
Probe: SIP-AC1_HF907_102862_1-18GHz	Polarity: Horizontal
EUT: Pet activity monitor	Power: By Notebook
Test Mode: Transmit at 2412MHz by 802.11b	

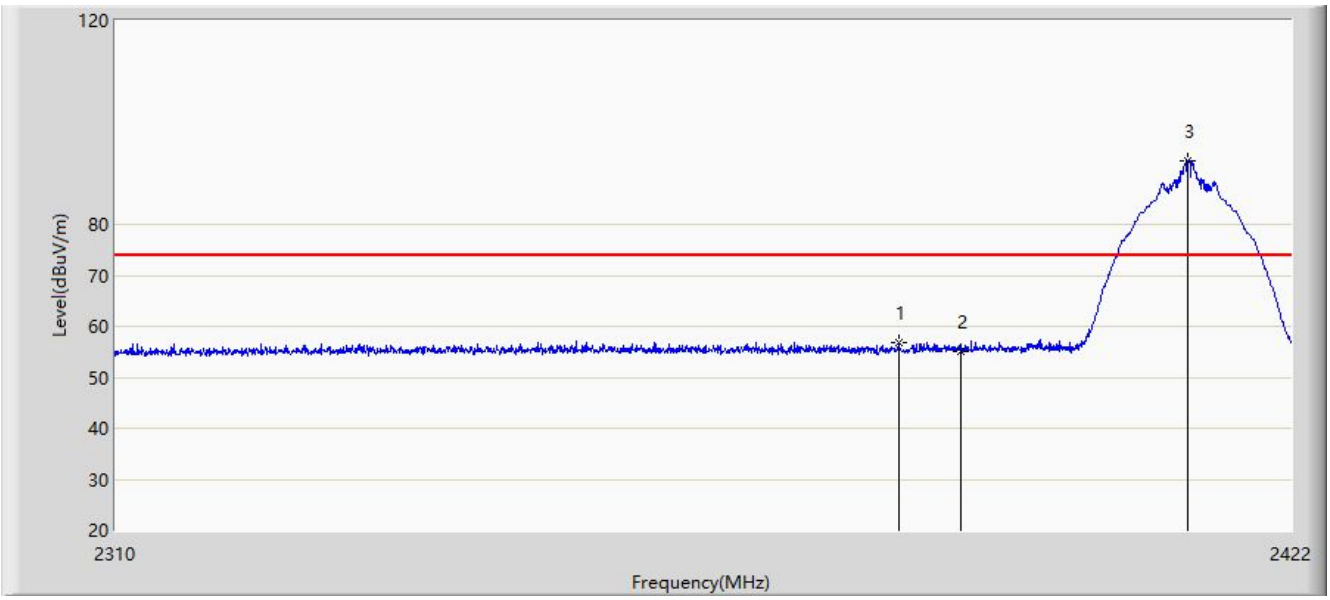

No	Flag	Mark	Frequency (MHz)	Measure Level (dBμV/m)	Reading Level (dBμV)	Margin (dB)	Limit (dBμV/m)	Factor (dB/m)	Type
1			2384.032	56.842	25.364	-17.158	74.000	31.479	PK
2			2390.000	55.095	23.506	-18.905	74.000	31.588	PK
3		*	2411.976	92.524	60.839	N/A	N/A	31.684	PK

Note: Measure Level (dBμV/m) = Reading Level (dBμV) + Factor (dB/m)

Factor (dB/m) = Cable Loss (dB) + Antenna Factor (dB/m).

Site: SIP-AC1	Time: 2022/02/18
Limit: FCC_Part15.209_RE(3m)	Engineer: Kyrie Xie
Probe: SIP-AC1_HF907_102862_1-18GHz	Polarity: Horizontal
EUT: Pet activity monitor	Power: By Notebook
Test Mode: Transmit at 2412MHz by 802.11b	

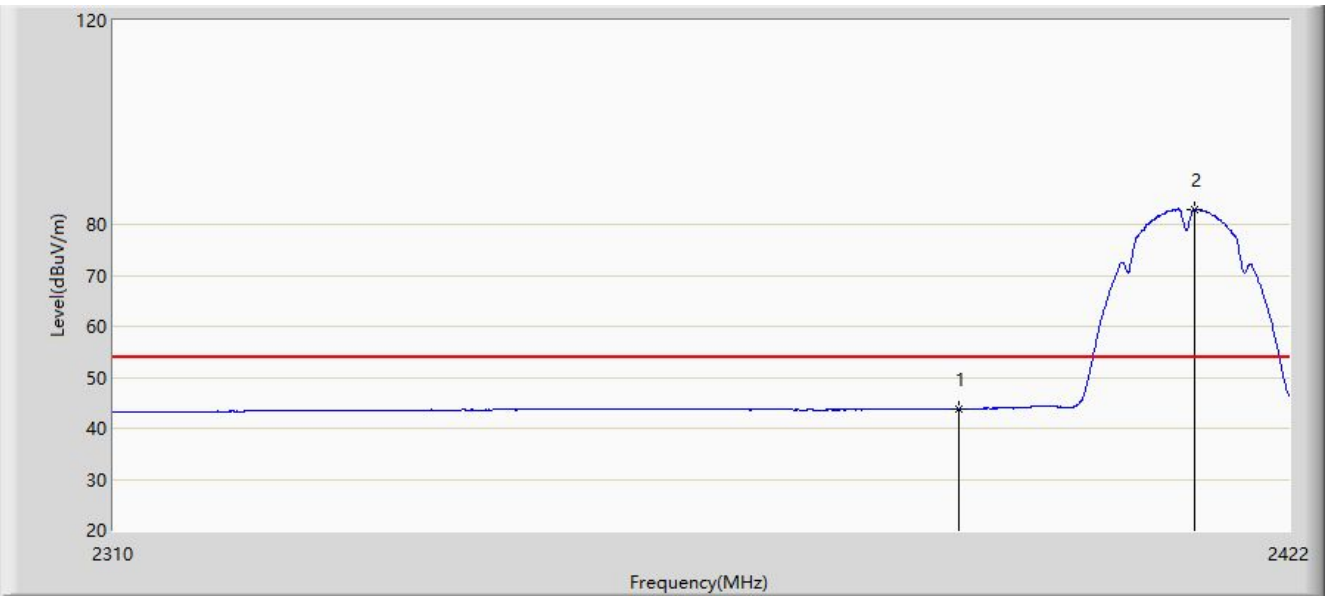

No	Flag	Mark	Frequency (MHz)	Measure Level (dBμV/m)	Reading Level (dBμV)	Margin (dB)	Limit (dBμV/m)	Factor (dB/m)	Type
1			2390.000	43.842	12.253	-10.158	54.000	31.588	AV
2		*	2412.872	82.971	51.285	N/A	N/A	31.686	AV

Note: Measure Level (dBμV/m) = Reading Level (dBμV) + Factor (dB/m)

Factor (dB/m) = Cable Loss (dB) + Antenna Factor (dB/m).

Site: SIP-AC1	Time: 2022/02/18
Limit: FCC_Part15.209_RE(3m)	Engineer: Kyrie Xie
Probe: SIP-AC1_HF907_102862_1-18GHz	Polarity: Vertical
EUT: Pet activity monitor	Power: By Notebook
Test Mode: Transmit at 2412MHz by 802.11b	

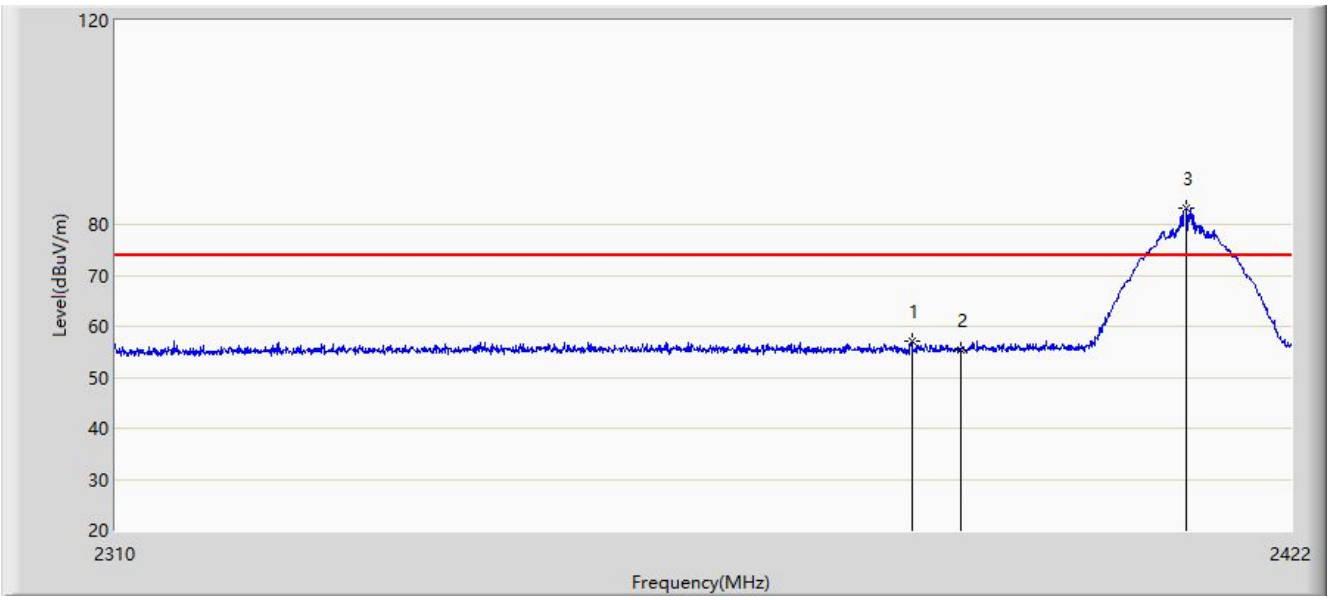

No	Flag	Mark	Frequency (MHz)	Measure Level (dBμV/m)	Reading Level (dBμV)	Margin (dB)	Limit (dBμV/m)	Factor (dB/m)	Type
1			2385.320	57.070	25.568	-16.930	74.000	31.502	PK
2			2390.000	55.305	23.716	-18.695	74.000	31.588	PK
3		*	2411.864	83.234	51.549	N/A	N/A	31.684	PK

Note: Measure Level (dBμV/m) = Reading Level (dBμV) + Factor (dB/m)

Factor (dB/m) = Cable Loss (dB) + Antenna Factor (dB/m).

Site: SIP-AC1	Time: 2022/02/18
Limit: FCC_Part15.209_RE(3m)	Engineer: Kyrie Xie
Probe: SIP-AC1_HF907_102862_1-18GHz	Polarity: Vertical
EUT: Pet activity monitor	Power: By Notebook
Test Mode: Transmit at 2412MHz by 802.11b	

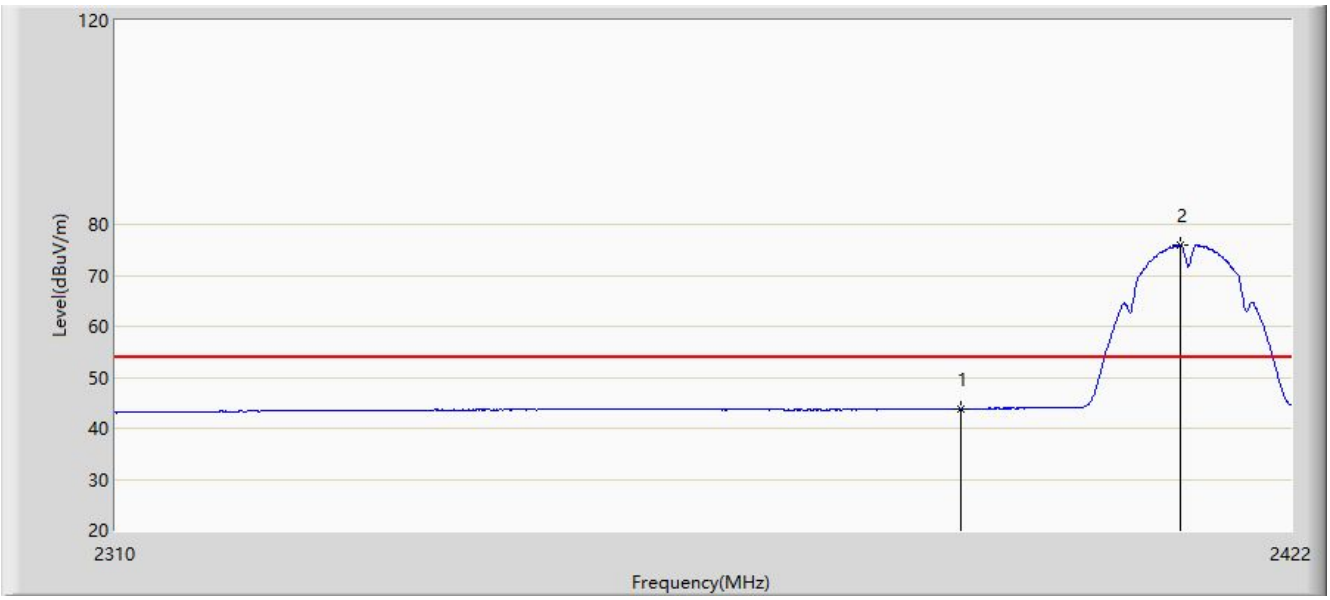

No	Flag	Mark	Frequency (MHz)	Measure Level (dBμV/m)	Reading Level (dBμV)	Margin (dB)	Limit (dBμV/m)	Factor (dB/m)	Type
1			2390.000	43.827	12.238	-10.173	54.000	31.588	AV
2		*	2411.192	76.063	44.379	N/A	N/A	31.683	AV

Note: Measure Level (dBμV/m) = Reading Level (dBμV) + Factor (dB/m)

Factor (dB/m) = Cable Loss (dB) + Antenna Factor (dB/m).

Site: SIP-AC3	Time: 2022/01/07
Limit: FCC_Part15.209_RE(3m)	Engineer: Stephen Dong
Probe: SIP-AC3_HF907_102861_1-18GHz	Polarity: Horizontal
EUT: Pet activity monitor	Power: By Notebook
Test Mode: Transmit at 2462MHz by 802.11b	

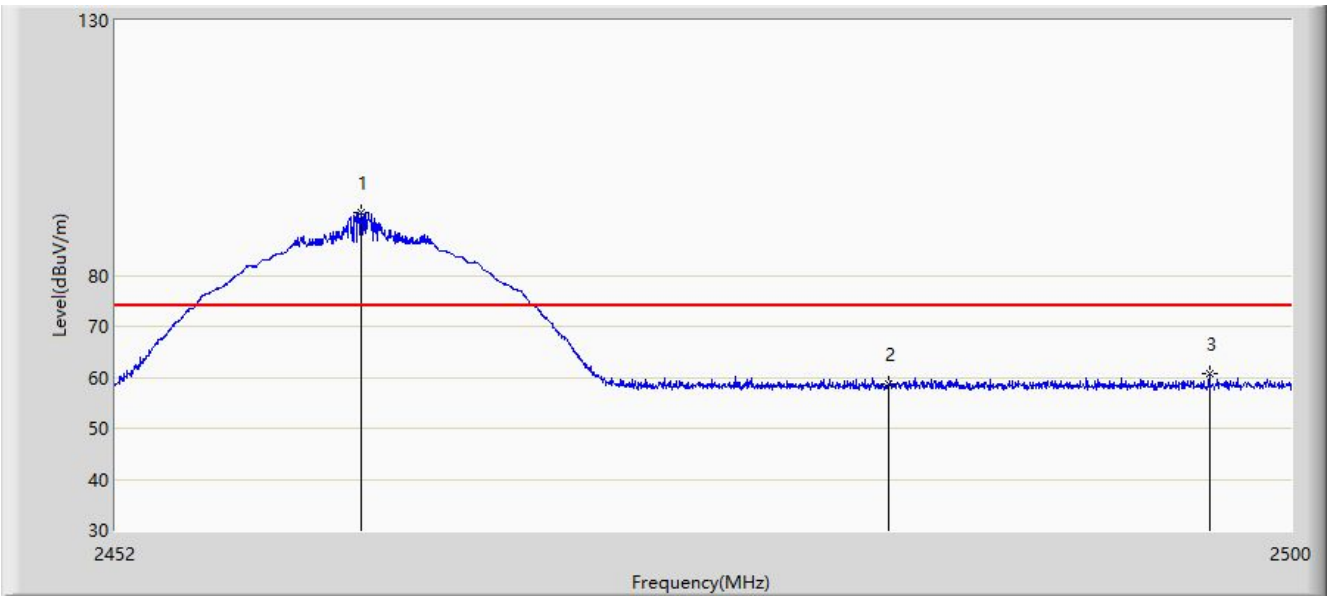

No	Flag	Mark	Frequency (MHz)	Measure Level (dBμV/m)	Reading Level (dBμV)	Margin (dB)	Limit (dBμV/m)	Factor (dB/m)	Type
1		*	2461.984	92.284	60.059	N/A	N/A	32.225	PK
2			2483.500	58.828	26.513	-15.172	74.000	32.315	PK
3			2496.640	60.668	28.289	-13.332	74.000	32.379	PK

Note: Measure Level (dBμV/m) = Reading Level (dBμV) + Factor (dB/m)

Factor (dB/m) = Cable Loss (dB) + Antenna Factor (dB/m).

Site: SIP-AC3	Time: 2022/01/07
Limit: FCC_Part15.209_RE(3m)	Engineer: Stephen Dong
Probe: SIP-AC3_HF907_102861_1-18GHz	Polarity: Horizontal
EUT: Pet activity monitor	Power: By Notebook
Test Mode: Transmit at 2462MHz by 802.11b	

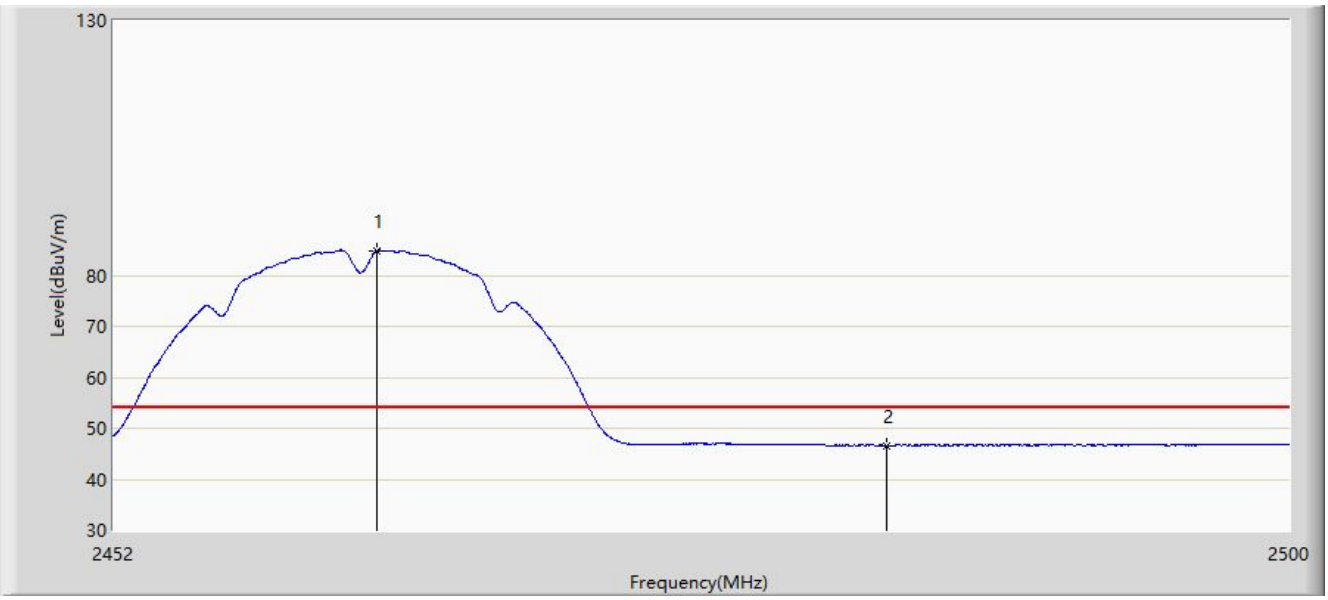

No	Flag	Mark	Frequency (MHz)	Measure Level (dBμV/m)	Reading Level (dBμV)	Margin (dB)	Limit (dBμV/m)	Factor (dB/m)	Type
1		*	2462.704	84.814	52.586	N/A	N/A	32.227	AV
2			2483.500	46.646	14.331	-7.354	54.000	32.315	AV

Note: Measure Level (dBμV/m) = Reading Level (dBμV) + Factor (dB/m)

Factor (dB/m) = Cable Loss (dB) + Antenna Factor (dB/m).

Site: SIP-AC3	Time: 2022/01/07
Limit: FCC_Part15.209_RE(3m)	Engineer: Stephen Dong
Probe: SIP-AC3_HF907_102861_1-18GHz	Polarity: Vertical
EUT: Pet activity monitor	Power: By Notebook
Test Mode: Transmit at 2462MHz by 802.11b	

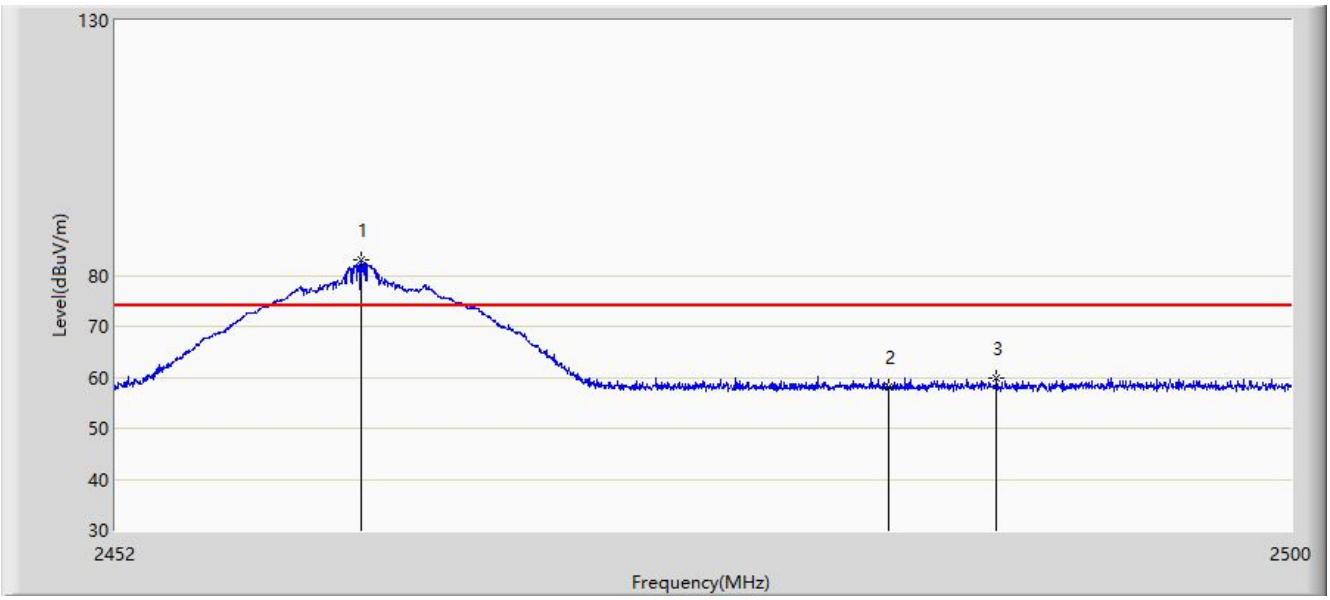

No	Flag	Mark	Frequency (MHz)	Measure Level (dBμV/m)	Reading Level (dBμV)	Margin (dB)	Limit (dBμV/m)	Factor (dB/m)	Type
1		*	2461.984	82.951	50.726	N/A	N/A	32.225	PK
2			2483.500	58.199	25.884	-15.801	74.000	32.315	PK
3			2487.904	59.869	27.532	-14.131	74.000	32.337	PK

Note: Measure Level (dBμV/m) = Reading Level (dBμV) + Factor (dB/m)

Factor (dB/m) = Cable Loss (dB) + Antenna Factor (dB/m).

Site: SIP-AC3	Time: 2022/01/07
Limit: FCC_Part15.209_RE(3m)	Engineer: Stephen Dong
Probe: SIP-AC3_HF907_102861_1-18GHz	Polarity: Vertical
EUT: Pet activity monitor	Power: By Notebook
Test Mode: Transmit at 2462MHz by 802.11b	

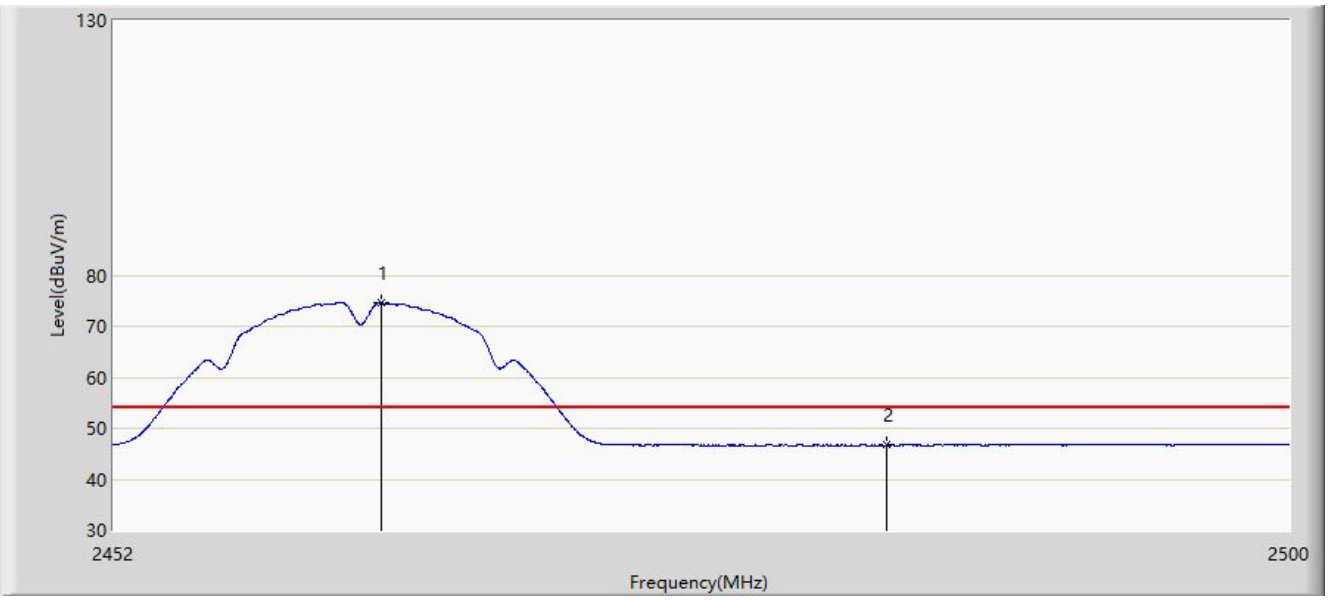

No	Flag	Mark	Frequency (MHz)	Measure Level (dBμV/m)	Reading Level (dBμV)	Margin (dB)	Limit (dBμV/m)	Factor (dB/m)	Type
1		*	2462.872	74.579	42.350	N/A	N/A	32.229	AV
2			2483.500	46.670	14.355	-7.330	54.000	32.315	AV

Note: Measure Level (dBμV/m) = Reading Level (dBμV) + Factor (dB/m)

Factor (dB/m) = Cable Loss (dB) + Antenna Factor (dB/m).

Site: SIP-AC1	Time: 2022/02/18
Limit: FCC_Part15.209_RE(3m)	Engineer: Kyrie Xie
Probe: SIP-AC1_HF907_102862_1-18GHz	Polarity: Horizontal
EUT: Pet activity monitor	Power: By Notebook
Test Mode: Transmit at 2412MHz by 802.11g	

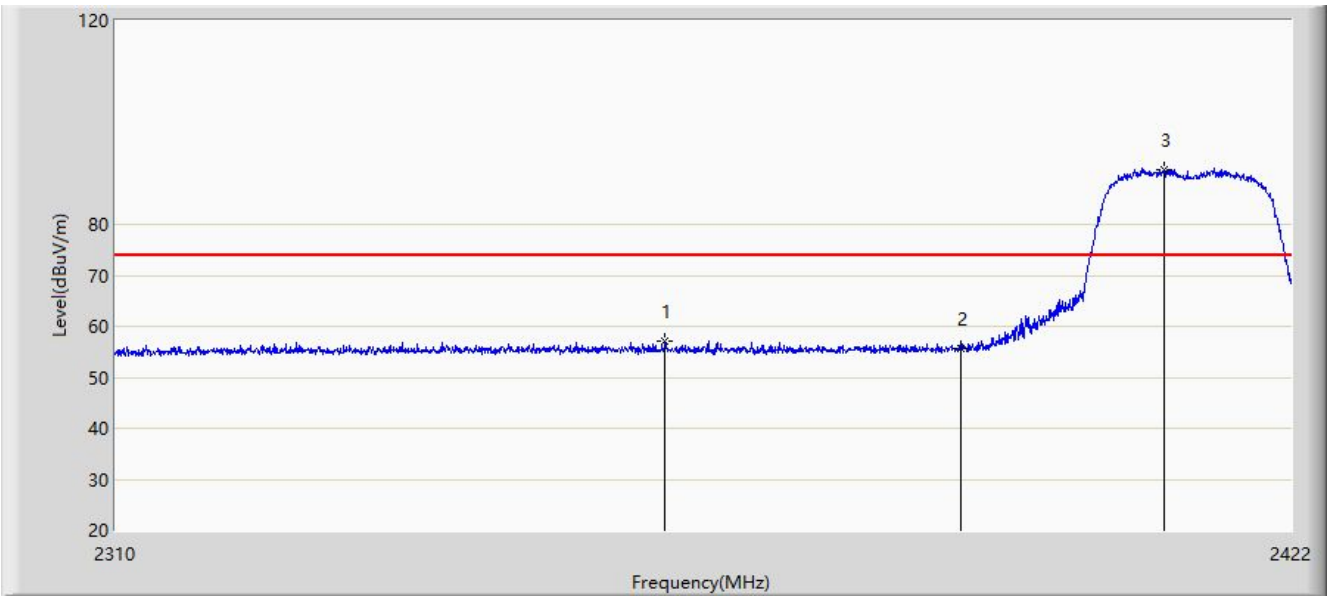

No	Flag	Mark	Frequency (MHz)	Measure Level (dBμV/m)	Reading Level (dBμV)	Margin (dB)	Limit (dBμV/m)	Factor (dB/m)	Type
1			2361.688	57.222	25.779	-16.778	74.000	31.443	PK
2			2390.000	55.516	23.927	-18.484	74.000	31.588	PK
3		*	2409.680	90.831	59.149	N/A	N/A	31.682	PK

Note: Measure Level (dBμV/m) = Reading Level (dBμV) + Factor (dB/m)

Factor (dB/m) = Cable Loss (dB) + Antenna Factor (dB/m).

Site: SIP-AC1	Time: 2022/02/18
Limit: FCC_Part15.209_RE(3m)	Engineer: Kyrie Xie
Probe: SIP-AC1_HF907_102862_1-18GHz	Polarity: Horizontal
EUT: Pet activity monitor	Power: By Notebook
Test Mode: Transmit at 2412MHz by 802.11g	

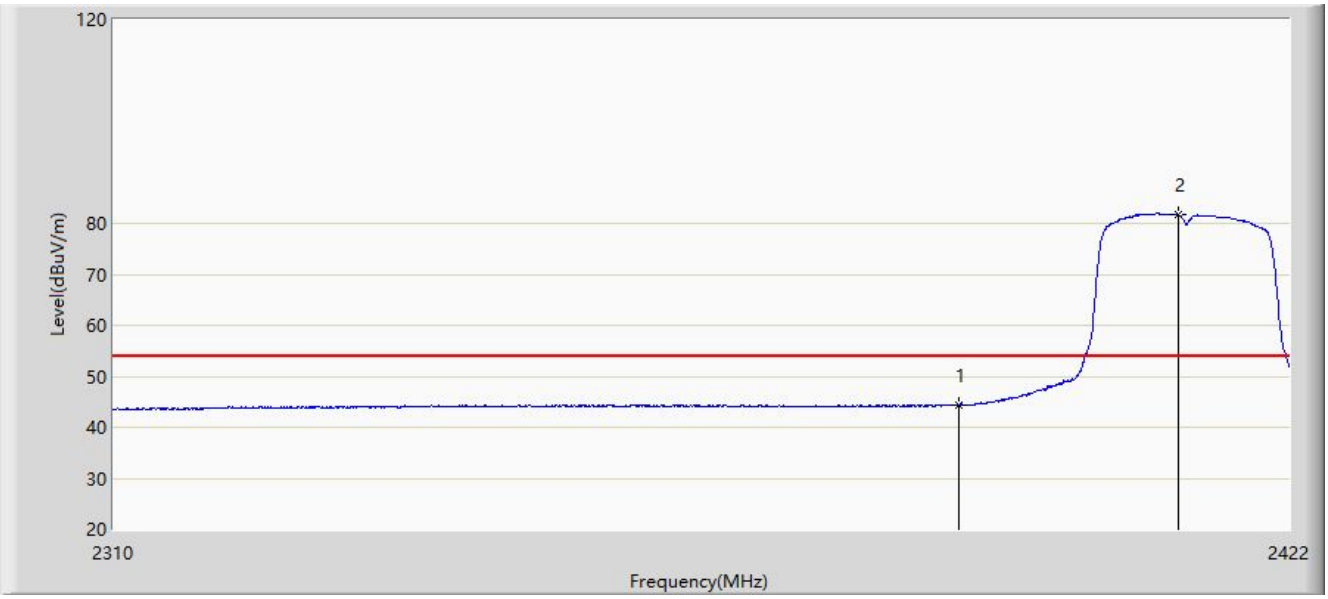

No	Flag	Mark	Frequency (MHz)	Measure Level (dBμV/m)	Reading Level (dBμV)	Margin (dB)	Limit (dBμV/m)	Factor (dB/m)	Type
1			2390.000	44.363	12.774	-9.637	54.000	31.588	AV
2		*	2411.248	81.688	50.004	N/A	N/A	31.684	AV

Note: Measure Level (dBμV/m) = Reading Level (dBμV) + Factor (dB/m)

Factor (dB/m) = Cable Loss (dB) + Antenna Factor (dB/m).

Site: SIP-AC1	Time: 2022/02/18
Limit: FCC_Part15.209_RE(3m)	Engineer: Kyrie Xie
Probe: SIP-AC1_HF907_102862_1-18GHz	Polarity: Vertical
EUT: Pet activity monitor	Power: By Notebook
Test Mode: Transmit at 2412MHz by 802.11g	

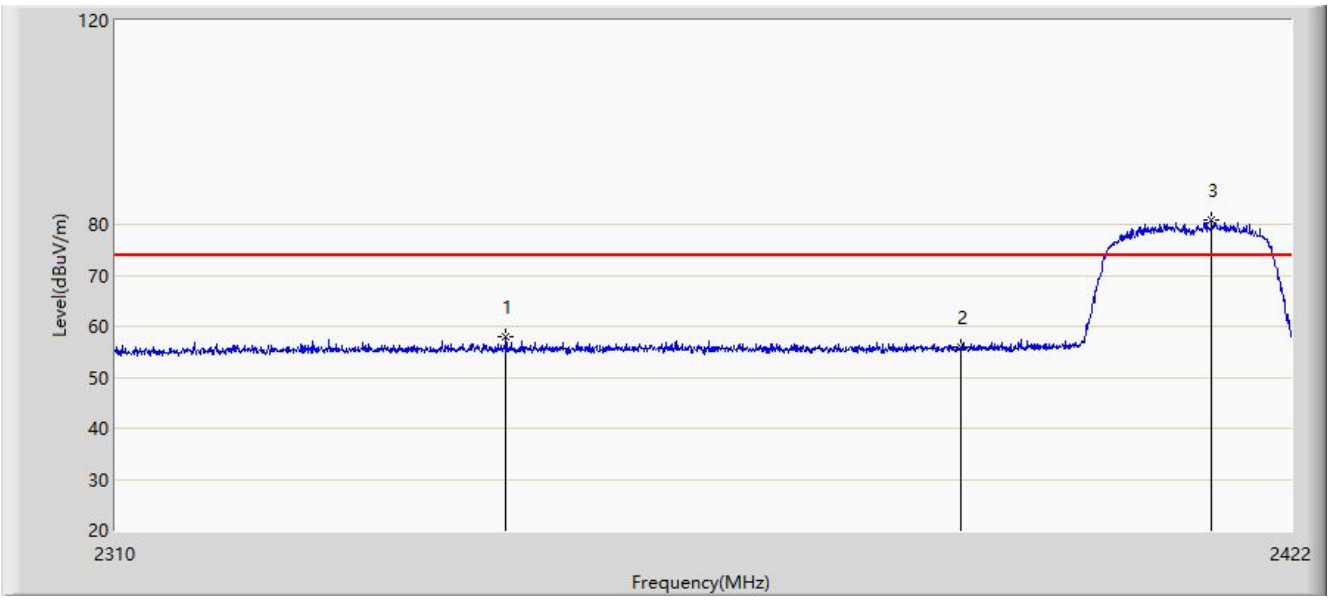

No	Flag	Mark	Frequency (MHz)	Measure Level (dBμV/m)	Reading Level (dBμV)	Margin (dB)	Limit (dBμV/m)	Factor (dB/m)	Type
1			2346.624	57.990	26.526	-16.010	74.000	31.463	PK
2			2390.000	55.827	24.238	-18.173	74.000	31.588	PK
3		*	2414.272	80.734	49.046	N/A	N/A	31.688	PK

Note: Measure Level (dBμV/m) = Reading Level (dBμV) + Factor (dB/m)

Factor (dB/m) = Cable Loss (dB) + Antenna Factor (dB/m).

Site: SIP-AC1	Time: 2022/02/18
Limit: FCC_Part15.209_RE(3m)	Engineer: Kyrie Xie
Probe: SIP-AC1_HF907_102862_1-18GHz	Polarity: Vertical
EUT: Pet activity monitor	Power: By Notebook
Test Mode: Transmit at 2412MHz by 802.11g	

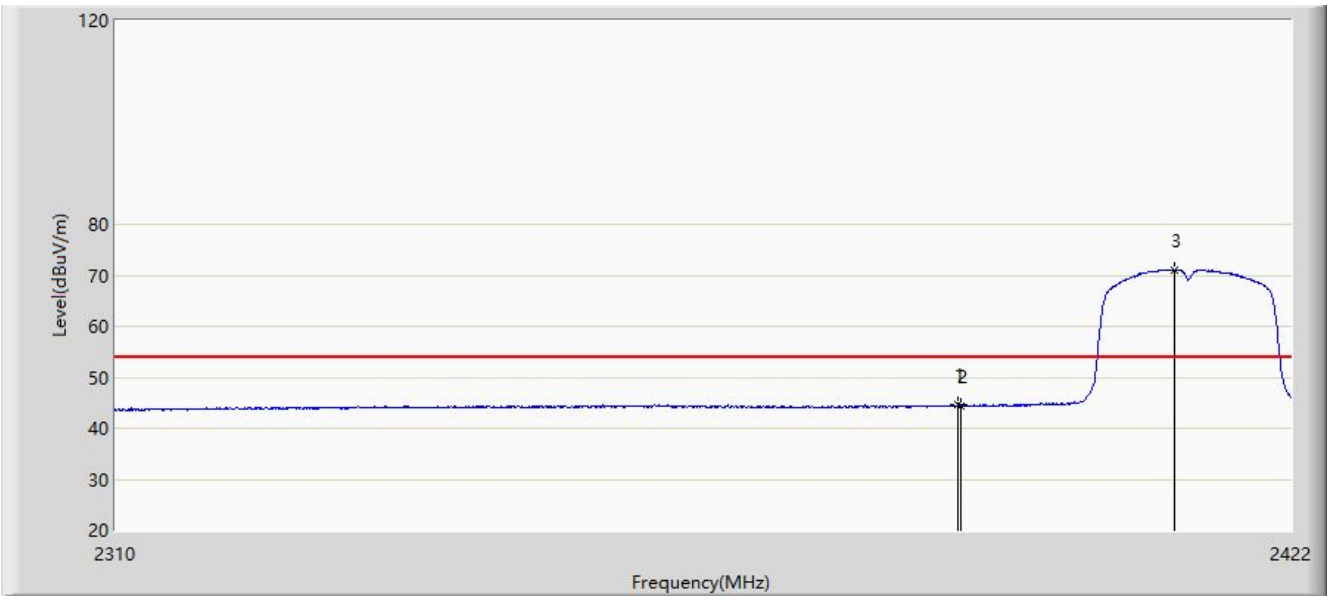

No	Flag	Mark	Frequency (MHz)	Measure Level (dBμV/m)	Reading Level (dBμV)	Margin (dB)	Limit (dBμV/m)	Factor (dB/m)	Type
1			2389.800	44.546	12.961	-9.454	54.000	31.584	AV
2			2390.000	44.272	12.683	-9.728	54.000	31.588	AV
3		*	2410.744	71.111	39.428	N/A	N/A	31.683	AV

Note: Measure Level (dBμV/m) = Reading Level (dBμV) + Factor (dB/m)

Factor (dB/m) = Cable Loss (dB) + Antenna Factor (dB/m).

Site: SIP-AC1	Time: 2022/02/18
Limit: FCC_Part15.209_RE(3m)	Engineer: Kyrie Xie
Probe: SIP-AC1_HF907_102862_1-18GHz	Polarity: Horizontal
EUT: Pet activity monitor	Power: By Notebook
Test Mode: Transmit at 2462MHz by 802.11g	

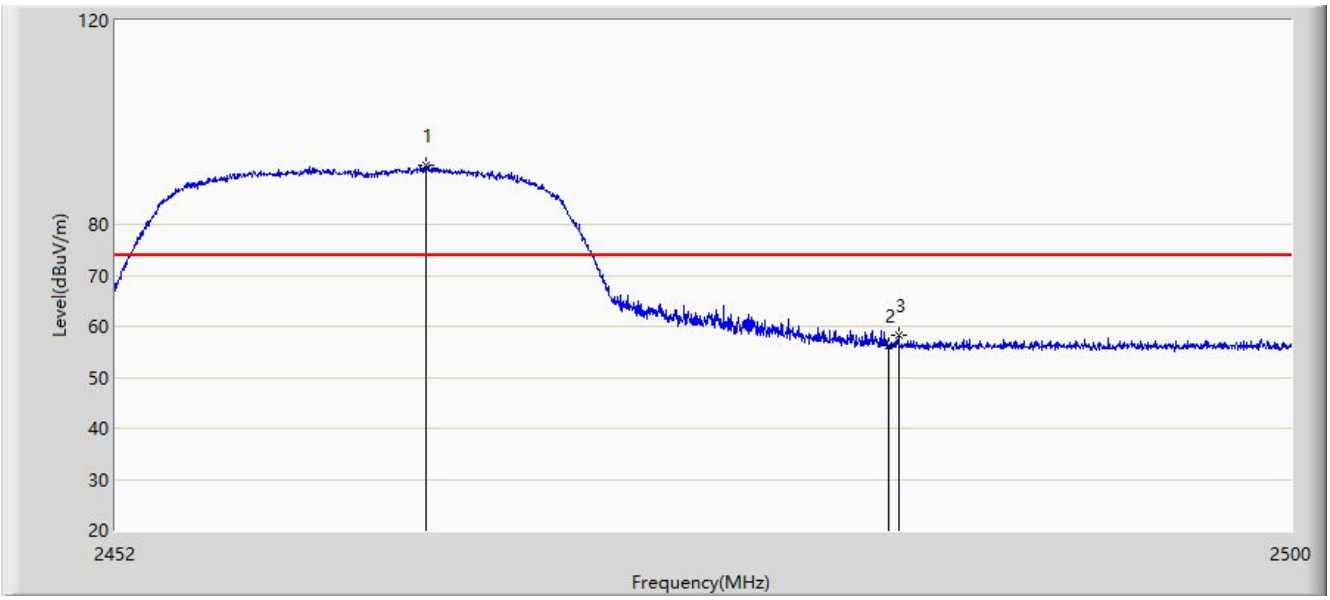

No	Flag	Mark	Frequency (MHz)	Measure Level (dBμV/m)	Reading Level (dBμV)	Margin (dB)	Limit (dBμV/m)	Factor (dB/m)	Type
1		*	2464.576	91.728	59.884	N/A	N/A	31.844	PK
2			2483.500	56.156	24.284	-17.844	74.000	31.872	PK
3			2483.872	58.371	26.499	-15.629	74.000	31.872	PK

Note: Measure Level (dBμV/m) = Reading Level (dBμV) + Factor (dB/m)

Factor (dB/m) = Cable Loss (dB) + Antenna Factor (dB/m).

Site: SIP-AC1	Time: 2022/02/18
Limit: FCC_Part15.209_RE(3m)	Engineer: Kyrie Xie
Probe: SIP-AC1_HF907_102862_1-18GHz	Polarity: Horizontal
EUT: Pet activity monitor	Power: By Notebook
Test Mode: Transmit at 2462MHz by 802.11g	

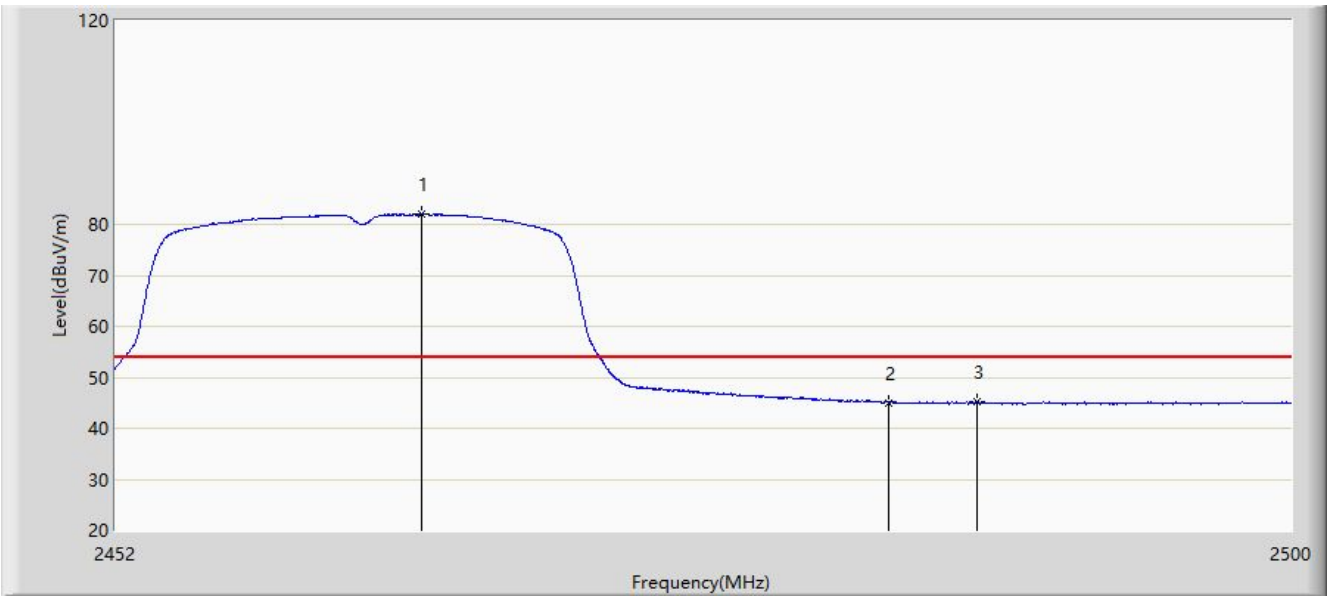

No	Flag	Mark	Frequency (MHz)	Measure Level (dBμV/m)	Reading Level (dBμV)	Margin (dB)	Limit (dBμV/m)	Factor (dB/m)	Type
1		*	2464.408	81.977	50.133	N/A	N/A	31.844	AV
2			2483.500	45.026	13.154	-8.974	54.000	31.872	AV
3			2487.088	45.206	13.335	-8.794	54.000	31.871	AV

Note: Measure Level (dBμV/m) = Reading Level (dBμV) + Factor (dB/m)

Factor (dB/m) = Cable Loss (dB) + Antenna Factor (dB/m).

Site: SIP-AC1	Time: 2022/02/18
Limit: FCC_Part15.209_RE(3m)	Engineer: Kyrie Xie
Probe: SIP-AC1_HF907_102862_1-18GHz	Polarity: Vertical
EUT: Pet activity monitor	Power: By Notebook
Test Mode: Transmit at 2462MHz by 802.11g	

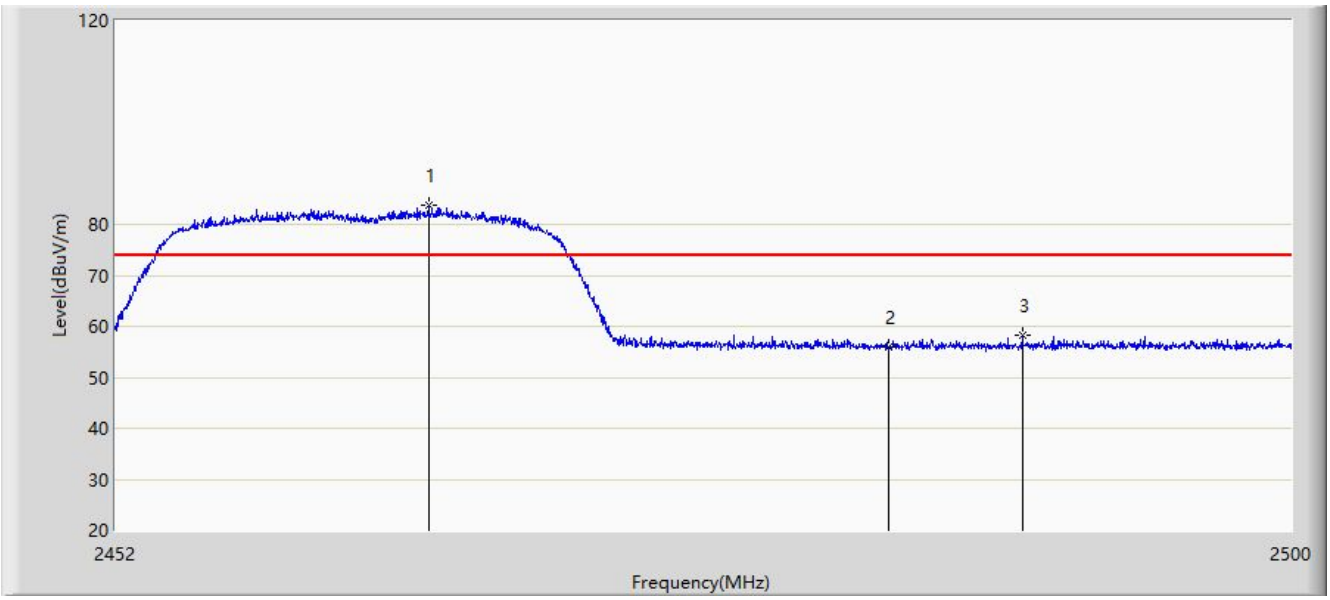

No	Flag	Mark	Frequency (MHz)	Measure Level (dBμV/m)	Reading Level (dBμV)	Margin (dB)	Limit (dBμV/m)	Factor (dB/m)	Type
1		*	2464.720	83.684	51.839	N/A	N/A	31.845	PK
2			2483.500	55.997	24.125	-18.003	74.000	31.872	PK
3			2488.960	58.391	26.520	-15.609	74.000	31.871	PK

Note: Measure Level (dBμV/m) = Reading Level (dBμV) + Factor (dB/m)

Factor (dB/m) = Cable Loss (dB) + Antenna Factor (dB/m).

Site: SIP-AC1	Time: 2022/02/18
Limit: FCC_Part15.209_RE(3m)	Engineer: Kyrie Xie
Probe: SIP-AC1_HF907_102862_1-18GHz	Polarity: Vertical
EUT: Pet activity monitor	Power: By Notebook
Test Mode: Transmit at 2462MHz by 802.11g	

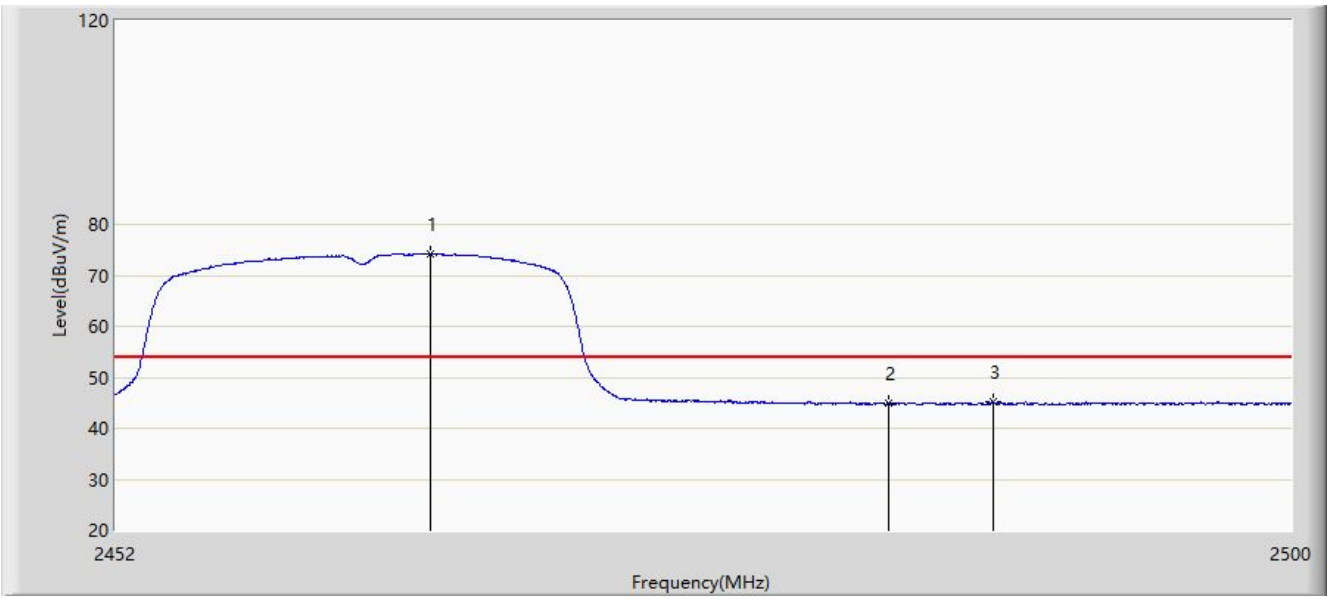

No	Flag	Mark	Frequency (MHz)	Measure Level (dBμV/m)	Reading Level (dBμV)	Margin (dB)	Limit (dBμV/m)	Factor (dB/m)	Type
1		*	2464.792	74.229	42.384	N/A	N/A	31.845	AV
2			2483.500	44.901	13.029	-9.099	54.000	31.872	AV
3			2487.736	45.134	13.263	-8.866	54.000	31.871	AV

Note: Measure Level (dBμV/m) = Reading Level (dBμV) + Factor (dB/m)

Factor (dB/m) = Cable Loss (dB) + Antenna Factor (dB/m).

Site: SIP-AC1	Time: 2022/02/18
Limit: FCC_Part15.209_RE(3m)	Engineer: Kyrie Xie
Probe: SIP-AC1_HF907_102862_1-18GHz	Polarity: Horizontal
EUT: Pet activity monitor	Power: By Notebook
Test Mode: Transmit at 2412MHz by 802.11n-HT20	

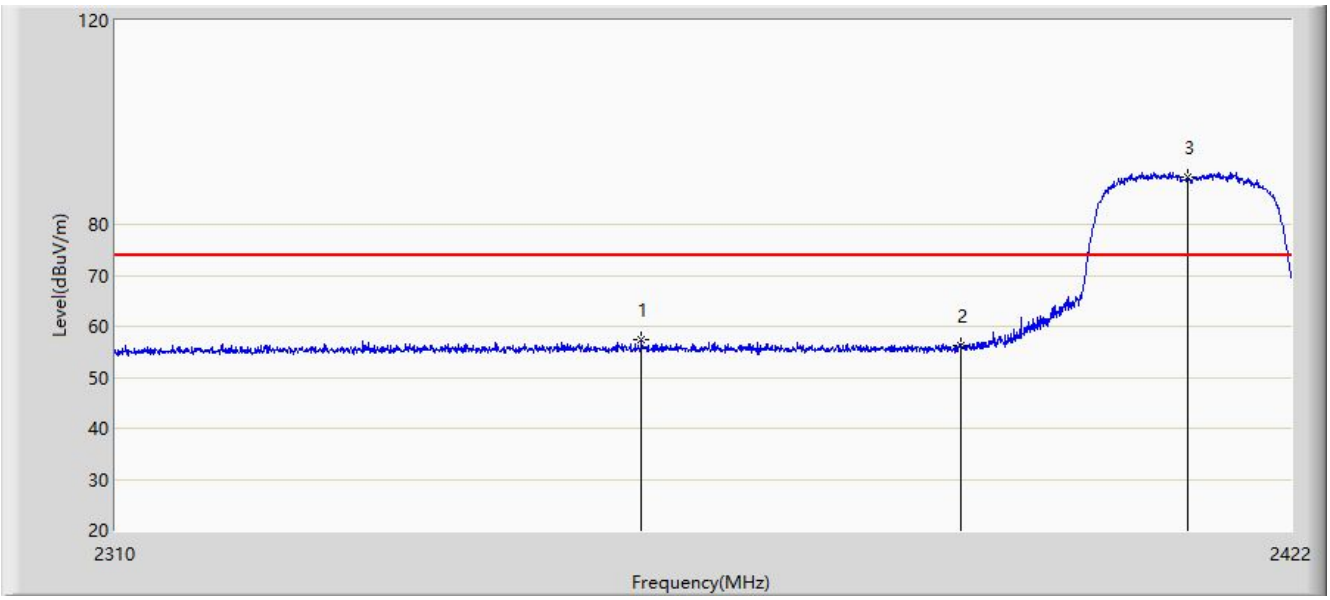

No	Flag	Mark	Frequency (MHz)	Measure Level (dBμV/m)	Reading Level (dBμV)	Margin (dB)	Limit (dBμV/m)	Factor (dB/m)	Type
1			2359.504	57.453	25.999	-16.547	74.000	31.454	PK
2			2390.000	56.089	24.500	-17.911	74.000	31.588	PK
3		*	2412.000	89.177	57.492	N/A	N/A	31.685	PK

Note: Measure Level (dBμV/m) = Reading Level (dBμV) + Factor (dB/m)

Factor (dB/m) = Cable Loss (dB) + Antenna Factor (dB/m).

Site: SIP-AC1	Time: 2022/02/18
Limit: FCC_Part15.209_RE(3m)	Engineer: Kyrie Xie
Probe: SIP-AC1_HF907_102862_1-18GHz	Polarity: Horizontal
EUT: Pet activity monitor	Power: By Notebook
Test Mode: Transmit at 2412MHz by 802.11n-HT20	

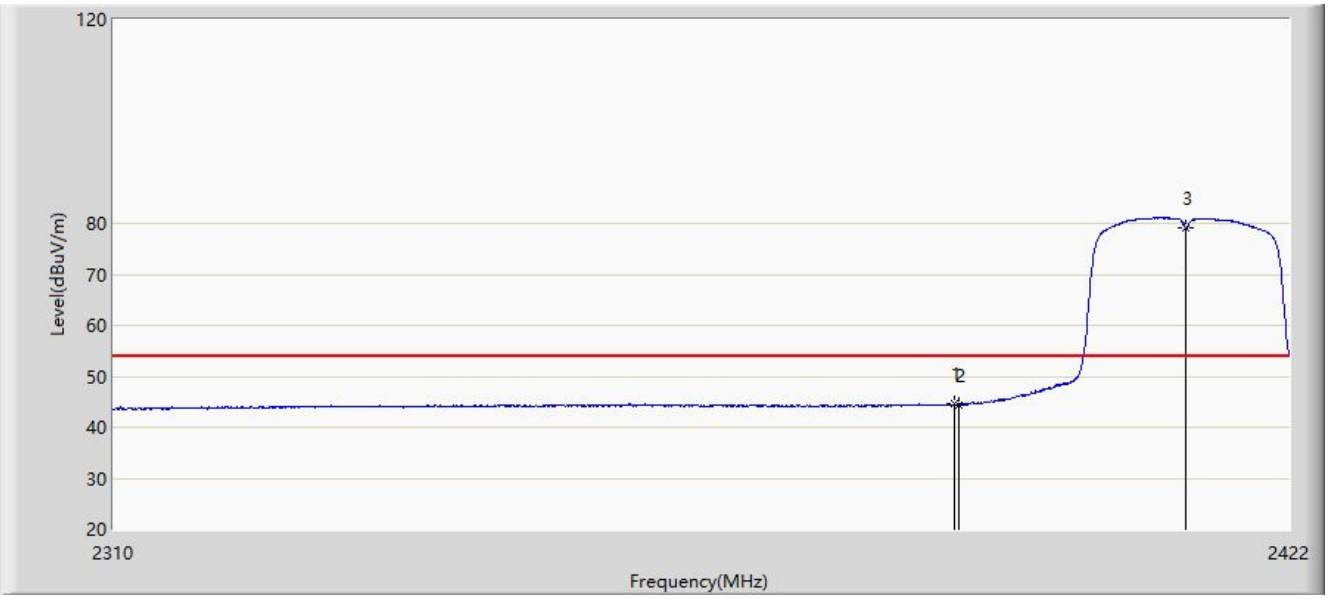

No	Flag	Mark	Frequency (MHz)	Measure Level (dBμV/m)	Reading Level (dBμV)	Margin (dB)	Limit (dBμV/m)	Factor (dB/m)	Type
1			2389.576	44.503	12.922	-9.497	54.000	31.581	AV
2			2390.000	44.471	12.882	-9.529	54.000	31.588	AV
3		*	2412.000	79.110	47.425	N/A	N/A	31.685	AV

Note: Measure Level (dBμV/m) = Reading Level (dBμV) + Factor (dB/m)

Factor (dB/m) = Cable Loss (dB) + Antenna Factor (dB/m).

Site: SIP-AC1	Time: 2022/02/18
Limit: FCC_Part15.209_RE(3m)	Engineer: Kyrie Xie
Probe: SIP-AC1_HF907_102862_1-18GHz	Polarity: Vertical
EUT: Pet activity monitor	Power: By Notebook
Test Mode: Transmit at 2412MHz by 802.11n-HT20	

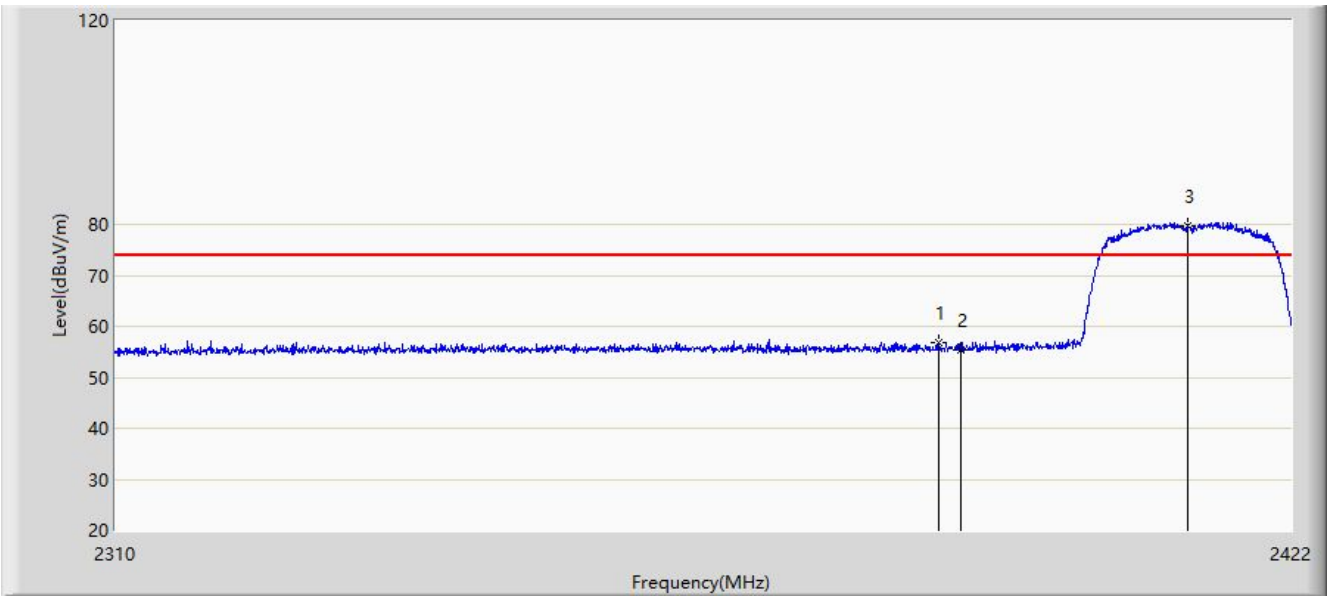

No	Flag	Mark	Frequency (MHz)	Measure Level (dBμV/m)	Reading Level (dBμV)	Margin (dB)	Limit (dBμV/m)	Factor (dB/m)	Type
1			2387.896	56.755	25.205	-17.245	74.000	31.549	PK
2			2390.000	55.426	23.837	-18.574	74.000	31.588	PK
3		*	2412.000	79.762	48.077	N/A	N/A	31.685	PK

Note: Measure Level (dBμV/m) = Reading Level (dBμV) + Factor (dB/m)

Factor (dB/m) = Cable Loss (dB) + Antenna Factor (dB/m).

Site: SIP-AC1	Time: 2022/02/18
Limit: FCC_Part15.209_RE(3m)	Engineer: Kyrie Xie
Probe: SIP-AC1_HF907_102862_1-18GHz	Polarity: Vertical
EUT: Pet activity monitor	Power: By Notebook
Test Mode: Transmit at 2412MHz by 802.11n-HT20	

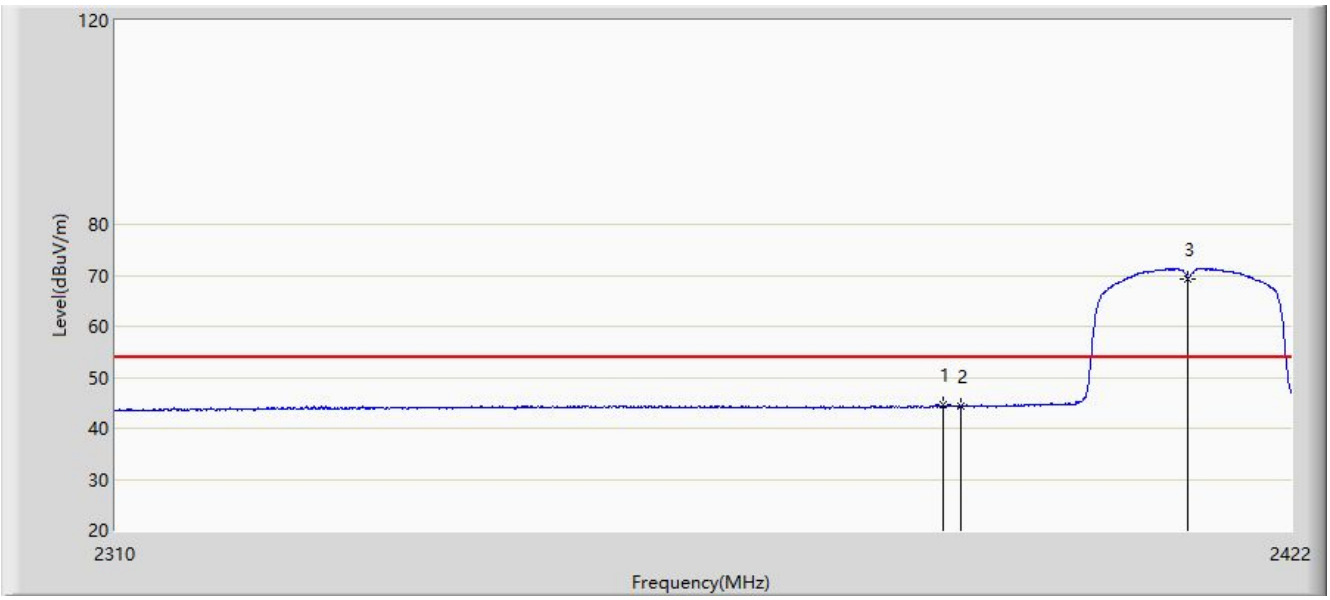

No	Flag	Mark	Frequency (MHz)	Measure Level (dBμV/m)	Reading Level (dBμV)	Margin (dB)	Limit (dBμV/m)	Factor (dB/m)	Type
1			2388.288	44.502	12.945	-9.498	54.000	31.557	AV
2			2390.000	44.283	12.694	-9.717	54.000	31.588	AV
3		*	2412.000	69.386	37.701	N/A	N/A	31.685	AV

Note: Measure Level (dBμV/m) = Reading Level (dBμV) + Factor (dB/m)

Factor (dB/m) = Cable Loss (dB) + Antenna Factor (dB/m).

Site: SIP-AC1	Time: 2022/02/18
Limit: FCC_Part15.209_RE(3m)	Engineer: Kyrie Xie
Probe: SIP-AC1_HF907_102862_1-18GHz	Polarity: Horizontal
EUT: Pet activity monitor	Power: By Notebook
Test Mode: Transmit at 2462MHz by 802.11n-HT20	

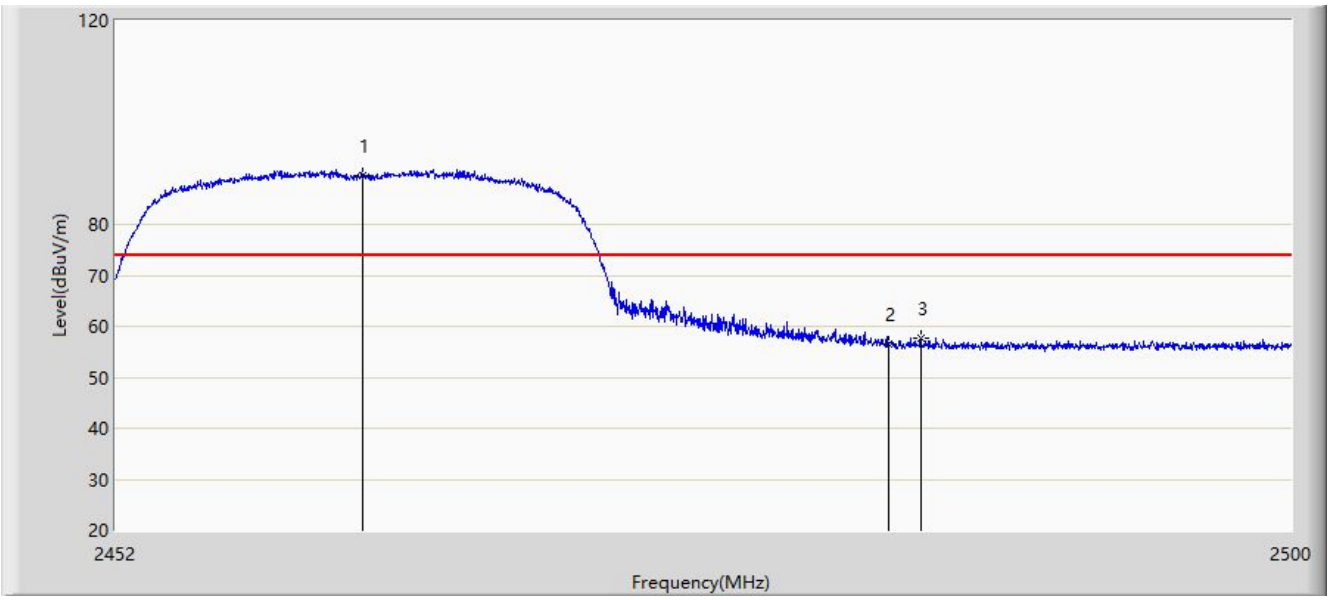

No	Flag	Mark	Frequency (MHz)	Measure Level (dBμV/m)	Reading Level (dBμV)	Margin (dB)	Limit (dBμV/m)	Factor (dB/m)	Type
1		*	2462.000	89.427	57.588	N/A	N/A	31.839	PK
2			2483.500	56.485	24.613	-17.515	74.000	31.872	PK
3			2484.784	57.791	25.919	-16.209	74.000	31.872	PK

Note: Measure Level (dBμV/m) = Reading Level (dBμV) + Factor (dB/m)

Factor (dB/m) = Cable Loss (dB) + Antenna Factor (dB/m).

Site: SIP-AC1	Time: 2022/02/18
Limit: FCC_Part15.209_RE(3m)	Engineer: Kyrie Xie
Probe: SIP-AC1_HF907_102862_1-18GHz	Polarity: Horizontal
EUT: Pet activity monitor	Power: By Notebook
Test Mode: Transmit at 2462MHz by 802.11n-HT20	

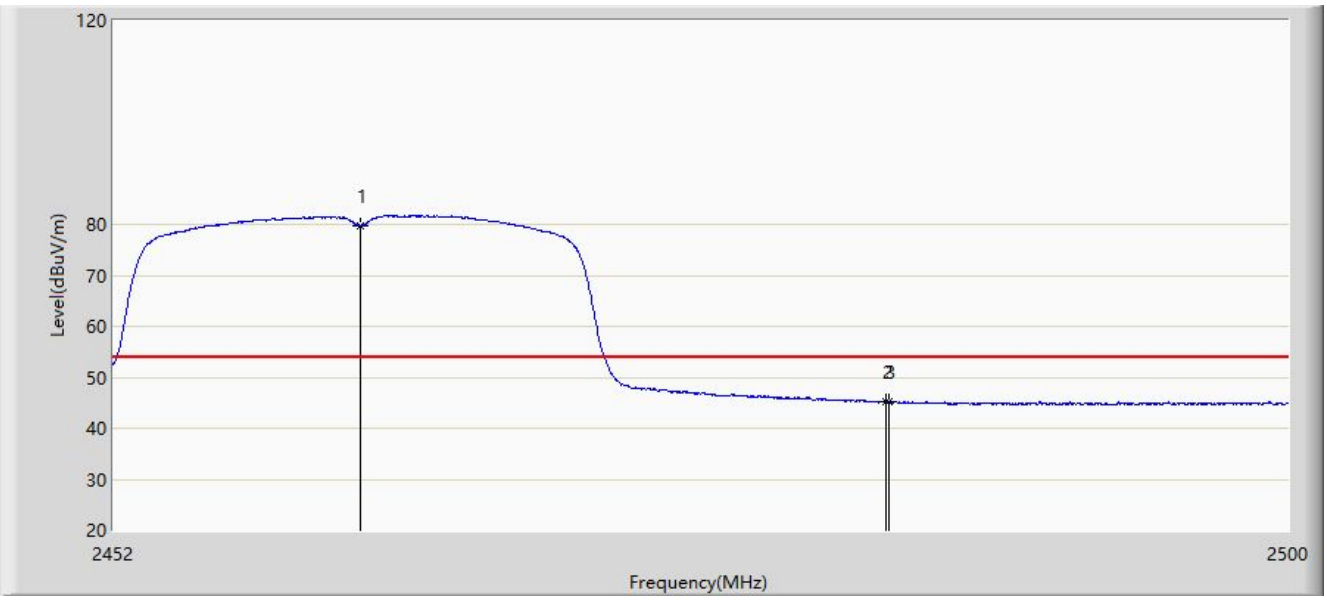

No	Flag	Mark	Frequency (MHz)	Measure Level (dBμV/m)	Reading Level (dBμV)	Margin (dB)	Limit (dBμV/m)	Factor (dB/m)	Type
1		*	2462.000	79.687	47.848	N/A	N/A	31.839	AV
2			2483.500	45.233	13.361	-8.767	54.000	31.872	AV
3			2483.584	45.266	13.394	-8.734	54.000	31.872	AV

Note: Measure Level (dBμV/m) = Reading Level (dBμV) + Factor (dB/m)

Factor (dB/m) = Cable Loss (dB) + Antenna Factor (dB/m).

Site: SIP-AC1	Time: 2022/02/18
Limit: FCC_Part15.209_RE(3m)	Engineer: Kyrie Xie
Probe: SIP-AC1_HF907_102862_1-18GHz	Polarity: Vertical
EUT: Pet activity monitor	Power: By Notebook
Test Mode: Transmit at 2462MHz by 802.11n-HT20	

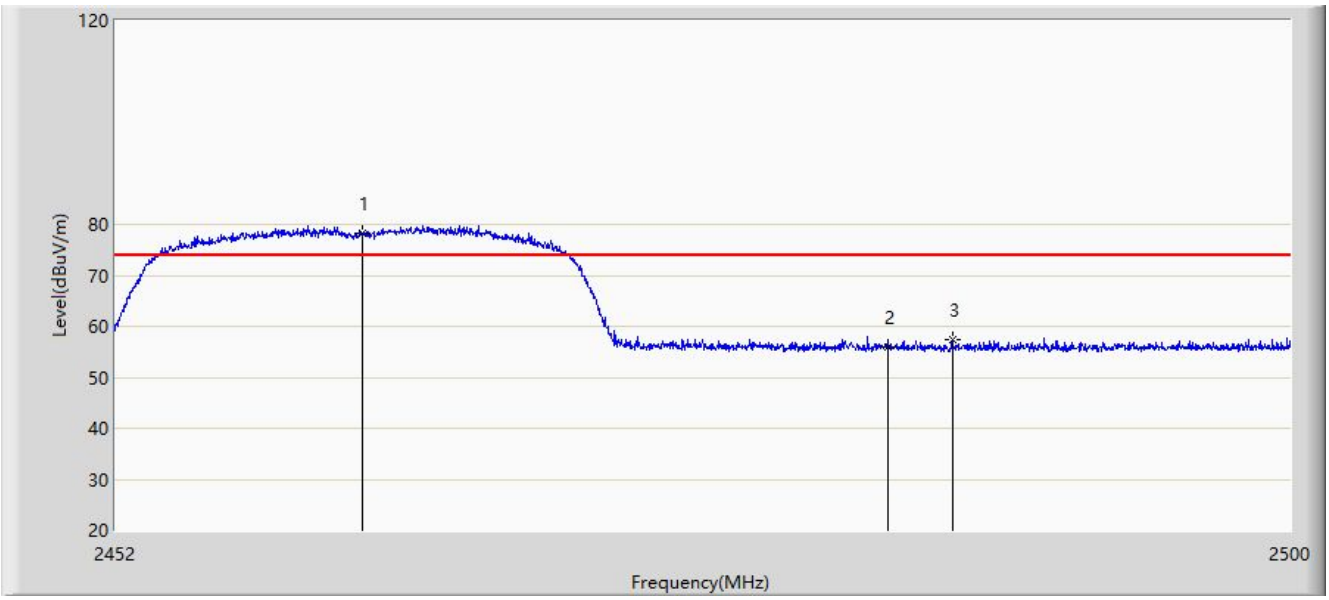

No	Flag	Mark	Frequency (MHz)	Measure Level (dBμV/m)	Reading Level (dBμV)	Margin (dB)	Limit (dBμV/m)	Factor (dB/m)	Type
1		*	2462.000	78.130	46.291	N/A	N/A	31.839	PK
2			2483.500	55.926	24.054	-18.074	74.000	31.872	PK
3			2486.104	57.324	25.453	-16.676	74.000	31.871	PK

Note: Measure Level (dBμV/m) = Reading Level (dBμV) + Factor (dB/m)

Factor (dB/m) = Cable Loss (dB) + Antenna Factor (dB/m).

Site: SIP-AC1	Time: 2022/02/18
Limit: FCC_Part15.209_RE(3m)	Engineer: Kyrie Xie
Probe: SIP-AC1_HF907_102862_1-18GHz	Polarity: Vertical
EUT: Pet activity monitor	Power: By Notebook
Test Mode: Transmit at 2462MHz by 802.11n-HT20	

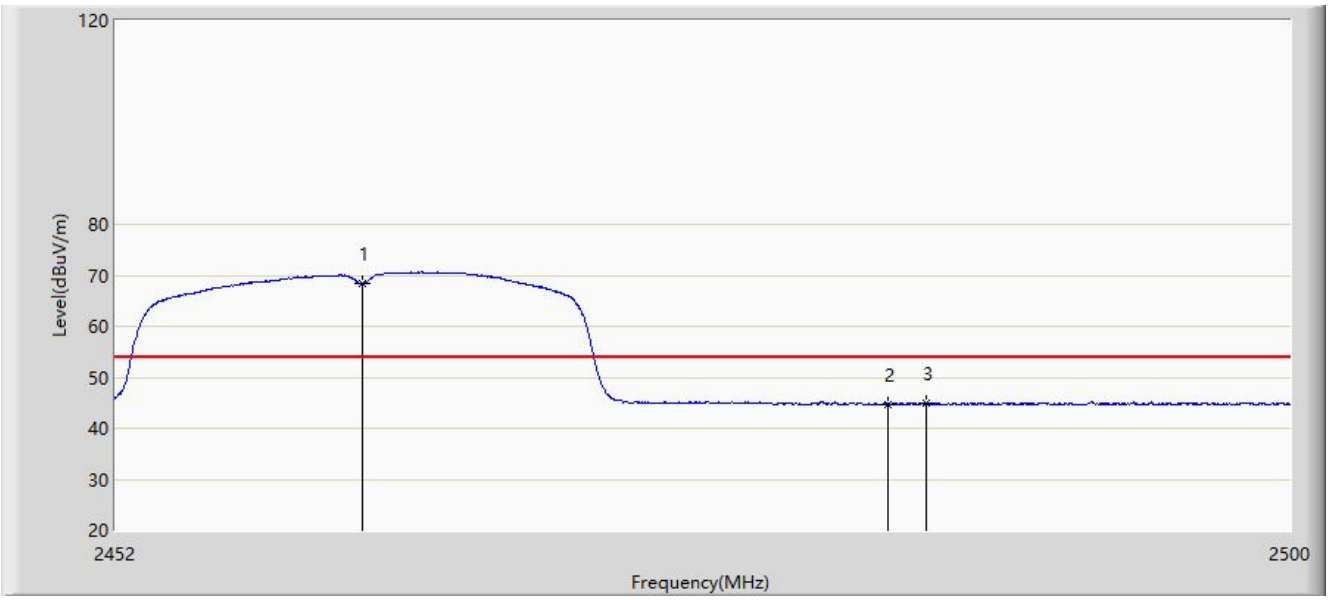

No	Flag	Mark	Frequency (MHz)	Measure Level (dBμV/m)	Reading Level (dBμV)	Margin (dB)	Limit (dBμV/m)	Factor (dB/m)	Type
1		*	2462.000	68.356	36.517	N/A	N/A	31.839	AV
2			2483.500	44.748	12.876	-9.252	54.000	31.872	AV
3			2485.048	45.046	13.174	-8.954	54.000	31.871	AV

Note: Measure Level (dBμV/m) = Reading Level (dBμV) + Factor (dB/m)

Factor (dB/m) = Cable Loss (dB) + Antenna Factor (dB/m).

A.8 AC Conducted Emissions Test Result

Site: SIP-SR2	Time: 2022/01/18
Limit: FCC_Part15.207_CE_AC Power	Engineer: Barry Wu
Probe: SIP-SR2-ENV216_101684_E	Polarity: Line
EUT: Pet activity monitor	Power: AC 120V/60Hz
Test Mode: Transmit at 2437MHz by 802.11b	

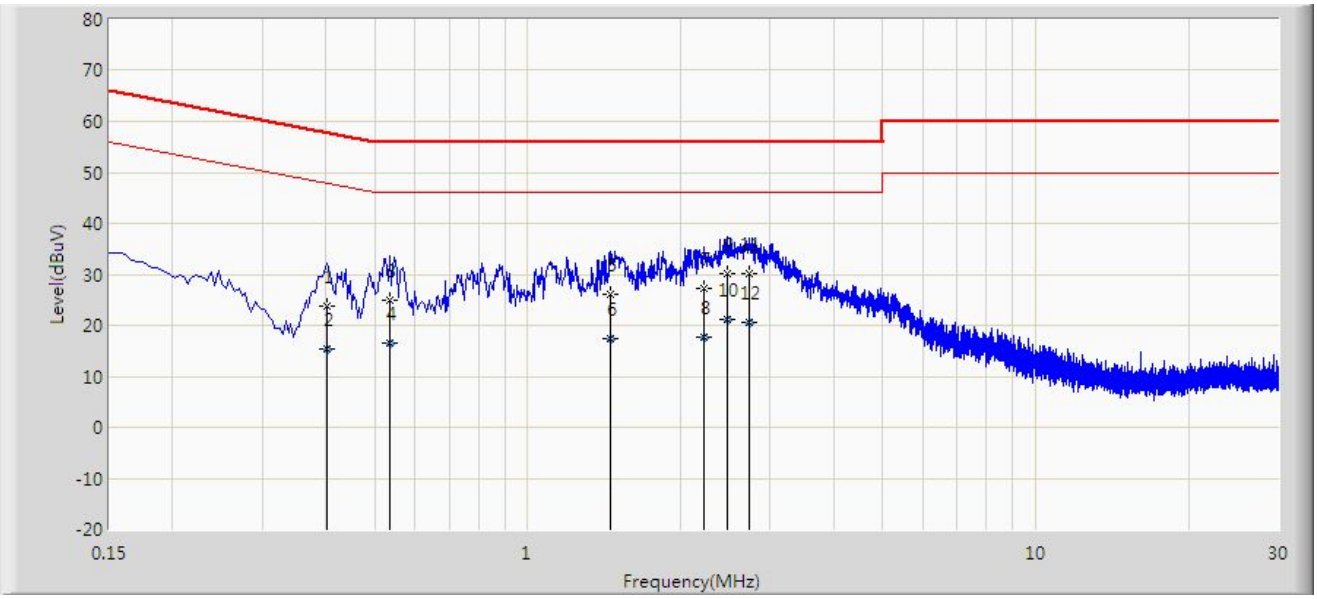

No	Flag	Mark	Frequency (MHz)	Measure Level (dBμV)	Reading Level (dBμV)	Margin (dB)	Limit (dBμV)	Factor (dB)	Type
1			0.402	23.666	13.843	-34.146	57.812	9.822	QP
2			0.402	15.345	5.523	-32.467	47.812	9.822	AV
3			0.534	24.858	15.030	-31.142	56.000	9.828	QP
4			0.534	16.511	6.683	-29.489	46.000	9.828	AV
5			1.458	26.035	16.133	-29.965	56.000	9.902	QP
6			1.458	17.486	7.584	-28.514	46.000	9.902	AV
7			2.222	27.179	17.216	-28.821	56.000	9.964	QP
8			2.222	17.607	7.644	-28.393	46.000	9.964	AV
9			2.466	30.177	20.205	-25.823	56.000	9.972	QP
10		*	2.466	21.037	11.065	-24.963	46.000	9.972	AV
11			2.726	30.262	20.278	-25.738	56.000	9.983	QP
12			2.726	20.591	10.608	-25.409	46.000	9.983	AV

Note: Measure Level (dBμV) = Reading Level (dBμV) + Factor (dB)

Factor (dB) = Cable Loss (dB) + LISN Factor (dB)

Site: SIP-SR2	Time: 2022/01/18
Limit: FCC_Part15.207_CE_AC Power	Engineer: Barry Wu
Probe: SIP-SR2-ENV216_101684_E	Polarity: Neutral
EUT: Pet activity monitor	Power: AC 120V/60Hz
Test Mode: Transmit at 2437MHz by 802.11b	

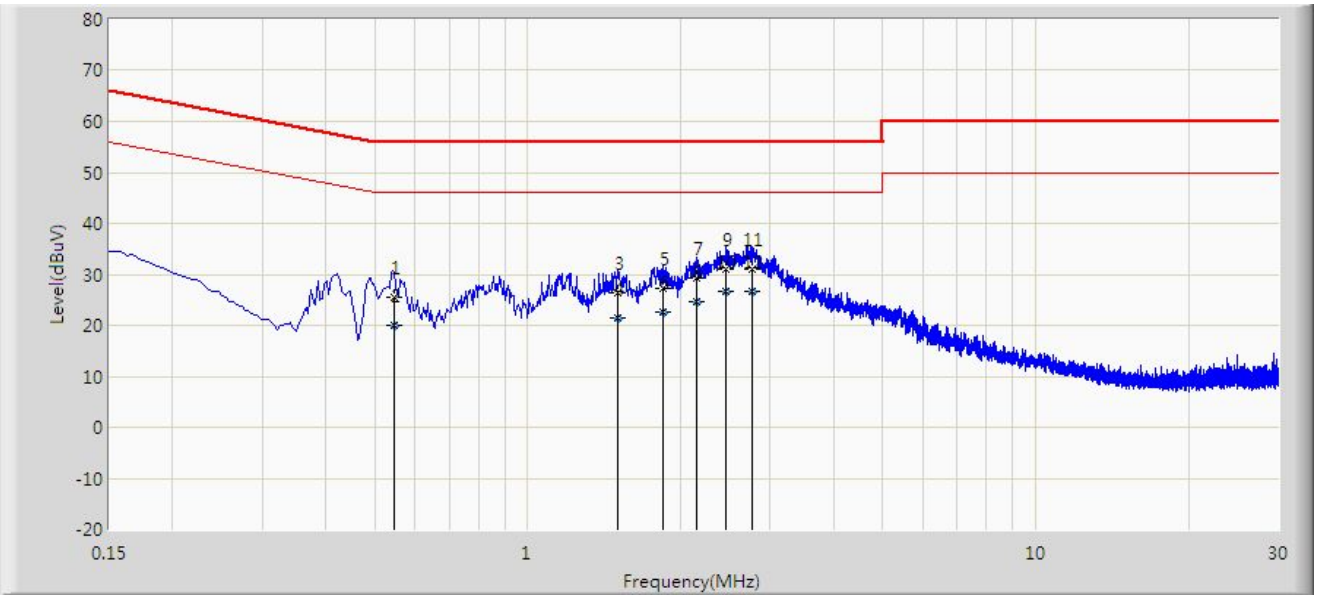

No	Flag	Mark	Frequency (MHz)	Measure Level (dBμV)	Reading Level (dBμV)	Margin (dB)	Limit (dBμV)	Factor (dB)	Type
1			0.546	25.449	15.628	-30.551	56.000	9.822	QP
2			0.546	20.142	10.320	-25.858	46.000	9.822	AV
3			1.502	26.491	16.590	-29.509	56.000	9.901	QP
4			1.502	21.339	11.439	-24.661	46.000	9.901	AV
5			1.842	27.263	17.343	-28.737	56.000	9.920	QP
6			1.842	22.538	12.618	-23.462	46.000	9.920	AV
7			2.146	29.395	19.457	-26.605	56.000	9.939	QP
8			2.146	24.502	14.563	-21.498	46.000	9.939	AV
9			2.454	31.108	21.144	-24.892	56.000	9.965	QP
10		*	2.454	26.708	16.743	-19.292	46.000	9.965	AV
11			2.762	30.973	20.998	-25.027	56.000	9.975	QP
12			2.762	26.622	16.648	-19.378	46.000	9.975	AV

Note: Measure Level (dBμV) = Reading Level (dBμV) + Factor (dB)

Factor (dB) = Cable Loss (dB) + LISN Factor (dB)

Appendix B – Test Setup Photograph

Refer to “2112RSU060-UT” file.

Appendix C – EUT Photograph

Refer to “2112RSU060-UE” file.

The End