Cover

User Manual

OMNIKLAD

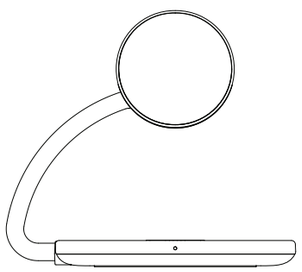

Thank you for choosing our Omniklad Wireless Charger. To ensure optimal performance from this product,please read this user manual carefully and keep it safe for future reference,along with your receipt.

Safety Guidelines

- Do not disassemble the product in an attempt to modify, repair or for any other purpose.
- Do not store in high temperatures such as intense sunlight or other forms of heat.
- Do not place any magnetic stripe cards or similar items (e.g.credit cards, ATM cards,boarding passes etc.) near this product as the magnetic data on this product may get damaged.
- Do not drop,knock,or shake this product. Keep your product in a dry area. Humidity and liquids may damage the parts or electronic circuits.
- Use the original or a certified cable only.

Product Features

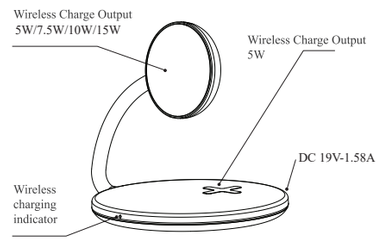

What's inside

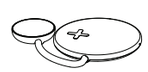

Magnetic Wireless Charger

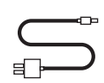

DC adapter

User Manual

Operating Instructions

Plug in DC adapter to the wireless charger using the cable provided .When the charger is tuned on, the charger is turned on, the LED light will flick alternately in white for 2S then go off.

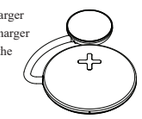

Wireless Charging:

Place your device on the center of the charging plate. The white light stays on white charing. If the device deviates from the center of the product, the wireless charging function may be affected.

wireless charging stand:

All devices are supported in both vertical and side charge.

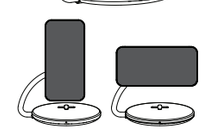

LED Behavior:

A. While powered up but not charging: LED off
B. While powered up and charging: LED on
C. While powered but in FOD/ Error/ Fault condition:
LED Blinks (@ 1.0Hz)
-Blinking sequence is 0.5 sec on, then 0.5 sec off
-Blinking continues while fault condition exists.

Notes

* Max 15W
* Compatible with 7.5W Quick Charger
* The Omniklad Wireless Charger is engineered to work with the most lightweight smartphone cases. However, if the back of the smartphone case is thicker than 3mm or contains metallic, magnetic or battery materials, it may affect the functionality of the wireless charge.

Product Specifications :

Model: WLS-A02-01

Adapter Input:DC19V--1.58A

Adapter Input:Output (Wireless): 5W & 7.5& 10W & 15W

Size:130.87x124.03x124.03

Charging frequency:110-205 KHz

Transmission Distance:≤8mm

FCC

This device complies with part 15 of the FCC Rules. Operations subject to the following two conditions : (1) This device maynot cause harmful interference , and (2) this device must acceptany interference received, including interference that may cause undesired operation . This equipment has been testedand found to comply with the limits for a Class B digital devicpursuant to part 15 of the FCC Rules . These limits are designed to provide reasonable protection against harmful interferencein a residential installation . This equipment generates, usesInd can radiate radio frequency energy and , if not installedand used in accordance with the instructions , may causeharmful interference to radio communications . However there is no guarantee that interference will not occur in a particular installation . If this equipment does cause harmful interference to radio or television reception , which can be determined by turning the equipment off and on , the user is encouraged to try to correct the interference by one or more of the following measures: Reorient or relocate the receiving antenna. Increase the separation between the equipment and receiver. Connect the equipment into an outlet on a circuit differentfrom that to which the receiver is connected.
Consult the dealer or an experienced radio / TV technician for help.

CAUTION : To comply with the limits of the Class B digital device, pursuant to Part 15 of the FCC Rules , this device mustbe used with certified peripherals and shielded cables . All peripherals must be shielded and grounded . Operation with non-certified peripherals or non-shielded cables may resultin interference to radio or reception. Caution : Any changes or modifications not expressly approved by the party responsiblefor compliance could void the users authority to operate the equipment .