Case No. : GTS20250314012-2-04	
Ambient Condition: 22 ℃, 53 %RH	
According Standard: ■Part15E	
Test Date: 2025.4.21	**Test Engineer:** Evan ouyang

Appendix D.1: Emission Bandwidth

Test Result

TestMode	Antenna	Freq(MHz)	26db EBW [MHz]	FL[MHz]	FH[MHz]	Limit[MHz]	Verdict
11A	Ant1	5180	20.080	5170.040	5190.120	---	---
		5200	20.080	5190.000	5210.080	---	---
		5240	19.920	5230.080	5250.000	---	---
11N20SISO	Ant1	5180	21.120	5169.880	5191.000	---	---
		5200	22.720	5189.640	5212.360	---	---
		5240	23.040	5229.760	5252.800	---	---
11N40SISO	Ant1	5190	40.400	5169.840	5210.240	---	---
		5230	40.560	5209.680	5250.240	---	---
11AC20SISO	Ant1	5180	20.360	5169.880	5190.240	---	---
		5200	20.240	5189.920	5210.160	---	---
		5240	20.560	5229.720	5250.280	---	---
11AC40SISO	Ant1	5190	40.880	5169.680	5210.560	---	---
		5230	40.480	5209.840	5250.320	---	---
11AC80SISO	Ant1	5210	81.280	5169.520	5250.800	---	---

Test Graphs

11A_Ant1_5180

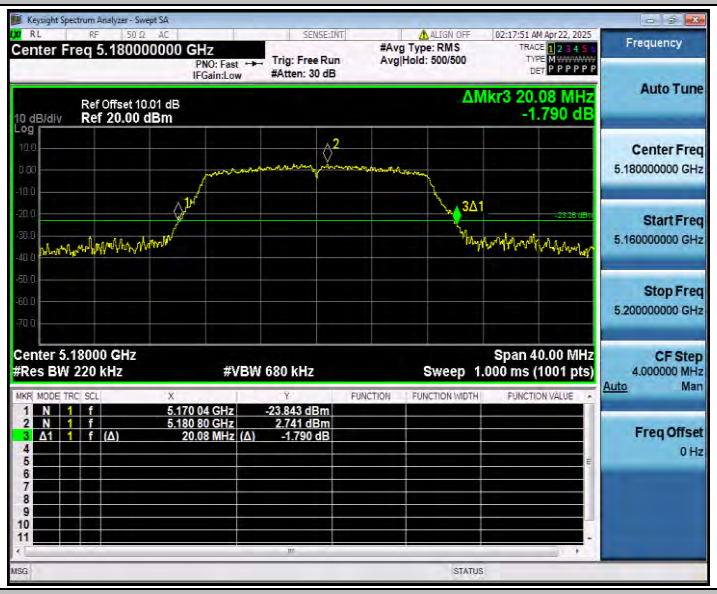

11A_Ant1_5200

11A_Ant1_5240

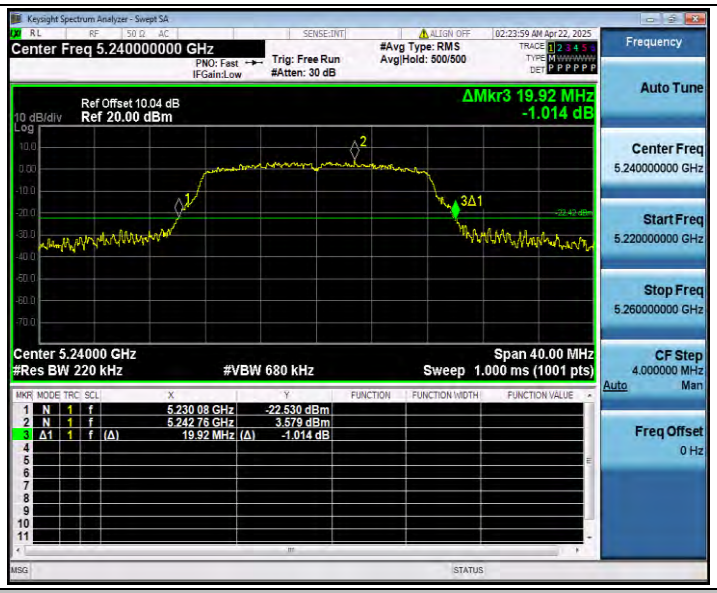

11N20SISO_Ant1_5180

11N20SISO_Ant1_5200

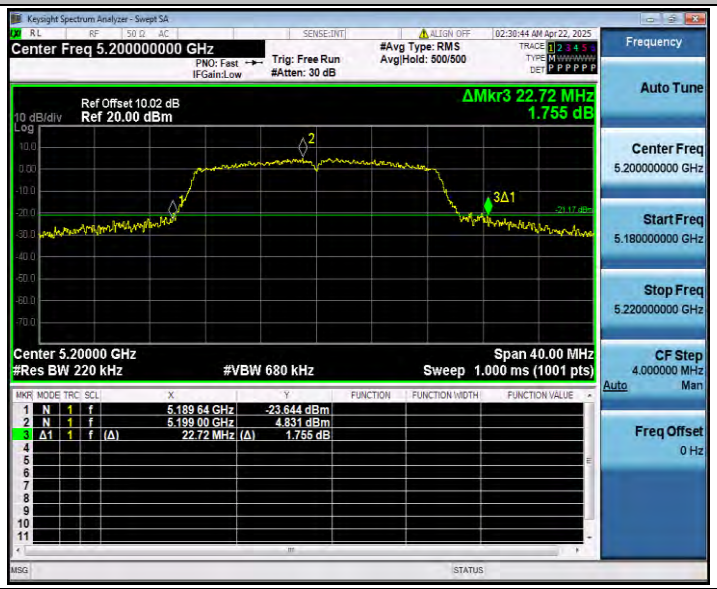

11N20SISO_Ant1_5240

11N40SISO_Ant1_5190

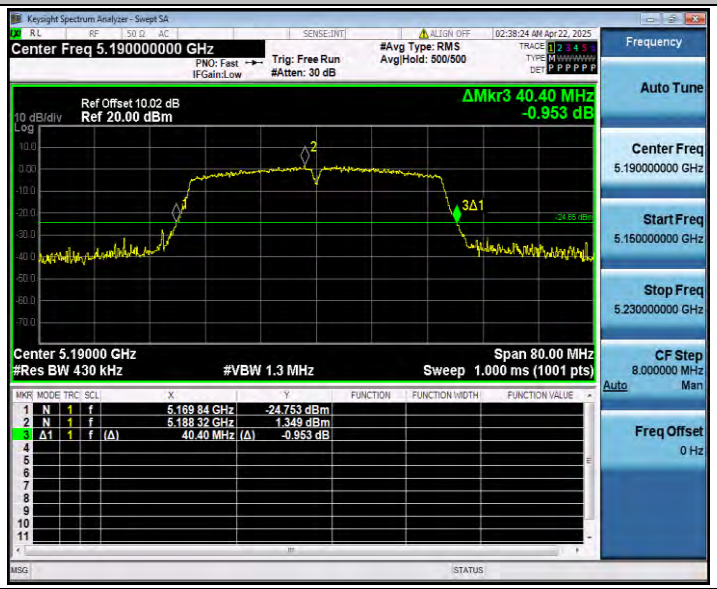

11N40SISO_Ant1_5230

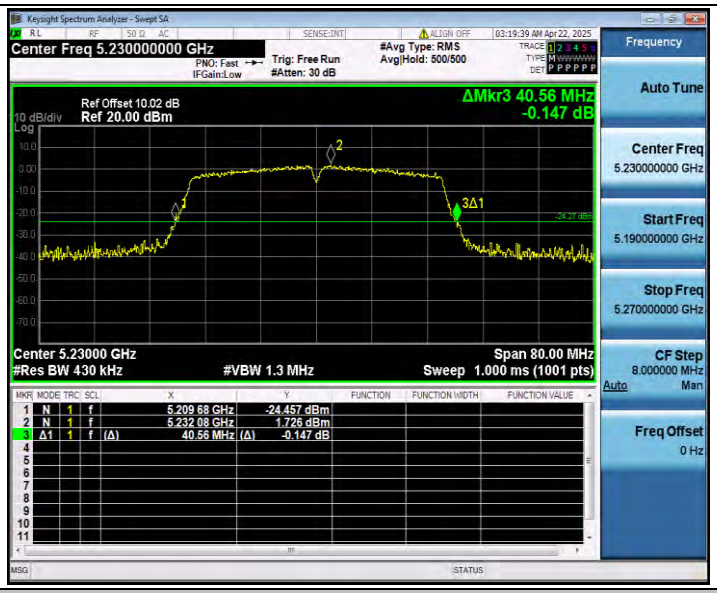

11AC20SISO_Ant1_5180

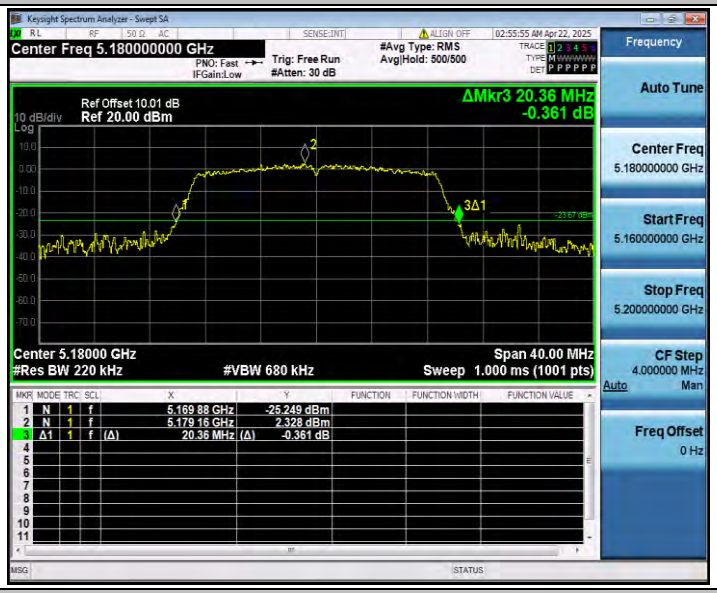

11AC20SISO_Ant1_5200

11AC20SISO_Ant1_5240

11AC40SISO_Ant1_5190

11AC40SISO_Ant1_5230

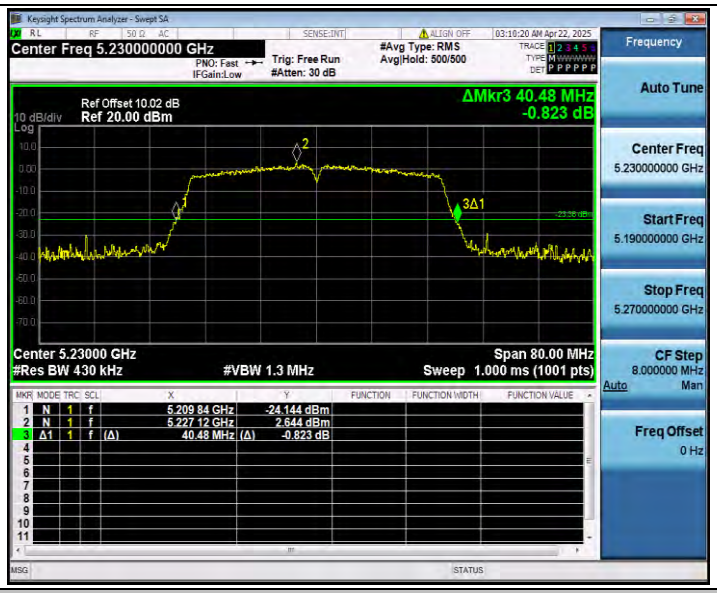

11AC80SISO_Ant1_5210

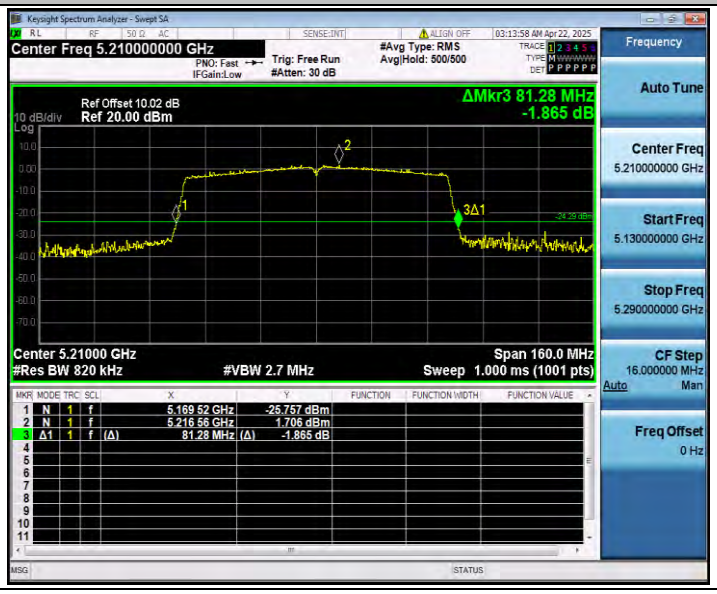

Appendix D.2: Occupied channel bandwidth

Test Result

TestMode	Antenna	Freq(MHz)	OCB [MHz]	FL[MHz]	FH[MHz]	Limit[MHz]	Verdict
11A	Ant1	5180	16.924	5171.5685	5188.4925	---	---
		5200	16.916	5191.5852	5208.5012	---	---
		5240	16.944	5231.5097	5248.4537	---	---
11N20SISO	Ant1	5180	17.999	5171.0352	5189.0342	---	---
		5200	18.007	5191.0441	5209.0511	---	---
		5240	18.041	5230.9795	5249.0205	---	---
11N40SISO	Ant1	5190	36.245	5171.9305	5208.1755	---	---
		5230	36.204	5211.8764	5248.0804	---	---
11AC20SISO	Ant1	5180	17.879	5171.0796	5188.9586	---	---
		5200	17.863	5191.0933	5208.9563	---	---
		5240	17.832	5231.0555	5248.8875	---	---
11AC40SISO	Ant1	5190	36.328	5171.9189	5208.2469	---	---
		5230	36.286	5211.8834	5248.1694	---	---
11AC80SISO	Ant1	5210	75.157	5172.5668	5247.7238	---	---

Test Graphs

11A_Ant1_5180

11A_Ant1_5200

11A_Ant1_5240

11N20SISO_Ant1_5180

11N20SISO_Ant1_5200

11N20SISO_Ant1_5240

11N40SISO_Ant1_5190
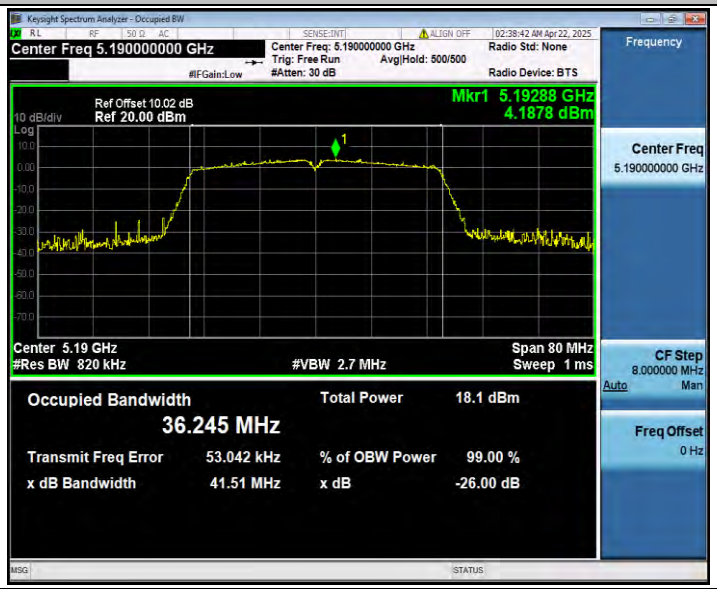

11N40SISO_Ant1_5230

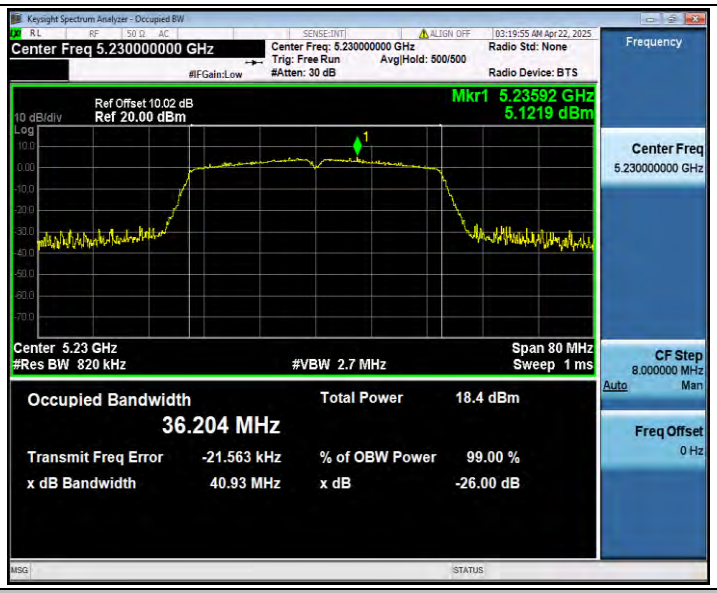

11AC20SISO_Ant1_5180

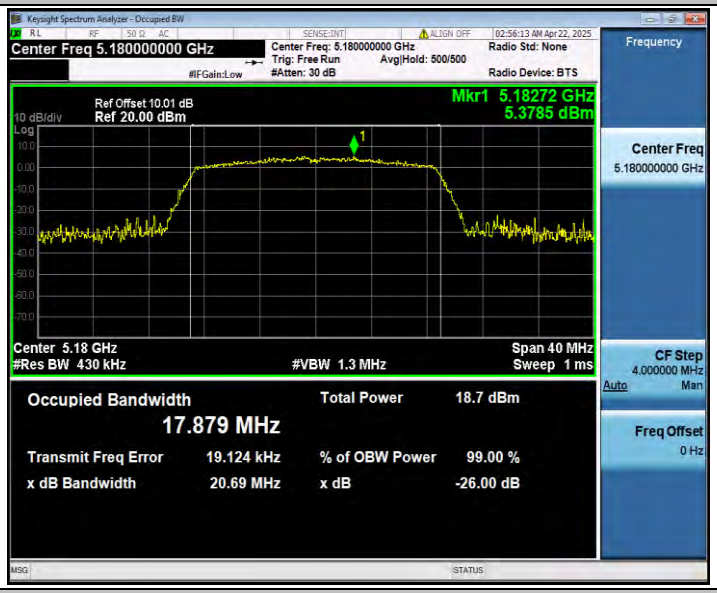

11AC20SISO_Ant1_5200

11AC20SISO_Ant1_5240

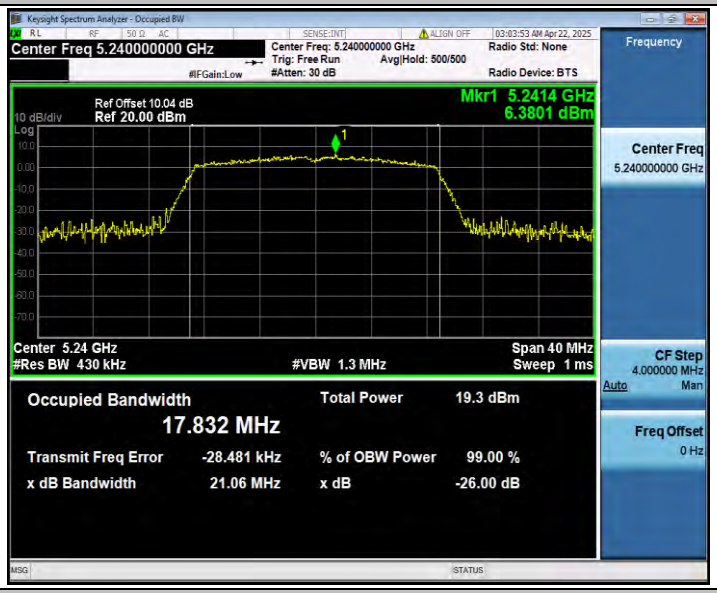

11AC40SISO_Ant1_5190

11AC40SISO_Ant1_5230

11AC80SISO_Ant1_5210

Appendix D 3: Duty Cycle

Test Result

TestMode	Antenna	Freq(MHz)	Transmission Duration [ms]	Transmission Period [ms]	Duty Cycle [%]	Duty Cycle Factor[dB]	1/T Factor[KHz]
11A	Ant1	5180	30.00	30.00	100.00	0.00	0.03
		5200	30.00	30.00	100.00	0.00	0.03
		5240	30.00	30.00	100.00	0.00	0.03
11N20SISO	Ant1	5180	30.00	30.00	100.00	0.00	0.03
		5200	30.00	30.00	100.00	0.00	0.03
		5240	30.00	30.00	100.00	0.00	0.03
11N40SISO	Ant1	5190	30.00	30.00	100.00	0.00	0.03
		5230	30.00	30.00	100.00	0.00	0.03
11AC20SISO	Ant1	5180	30.00	30.00	100.00	0.00	0.03
		5200	30.00	30.00	100.00	0.00	0.03
		5240	30.00	30.00	100.00	0.00	0.03
11AC40SISO	Ant1	5190	30.00	30.00	100.00	0.00	0.03
		5230	30.00	30.00	100.00	0.00	0.03
11AC80SISO	Ant1	5210	30.00	30.00	100.00	0.00	0.03

Test Graphs

11A_Ant1_5180

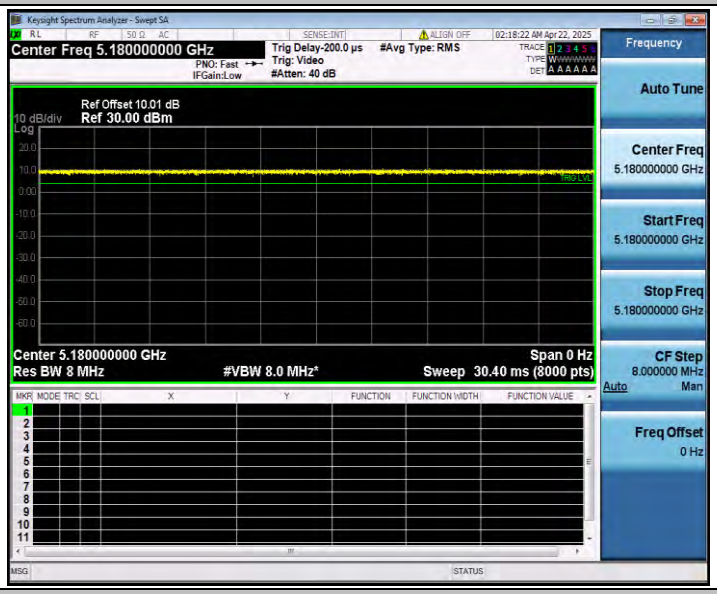

11A_Ant1_5200

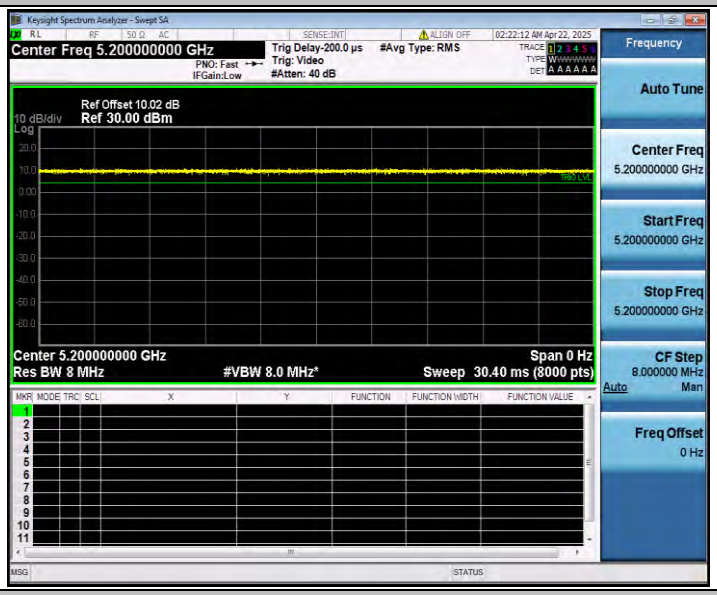

11A_Ant1_5240

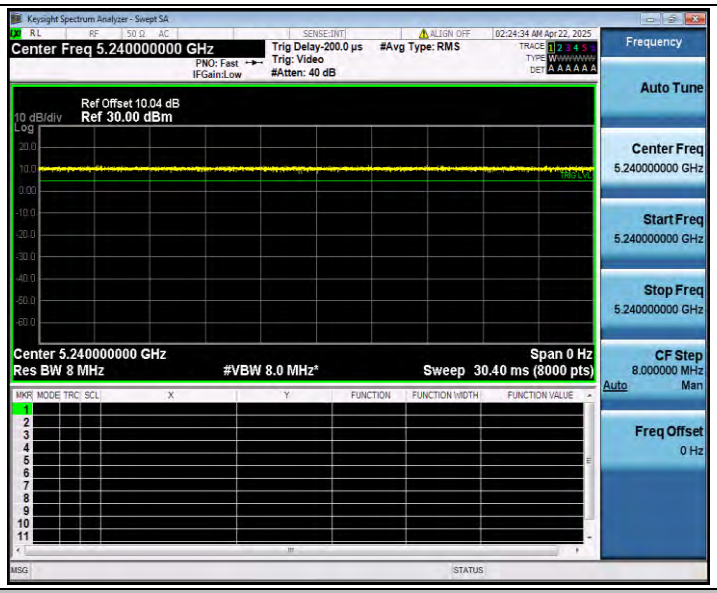

11N20SISO_Ant1_5180

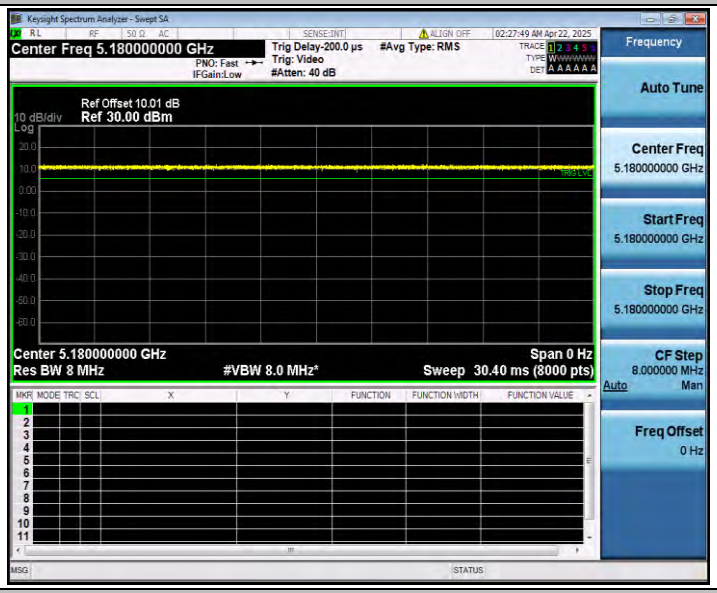

11N20SISO_Ant1_5200

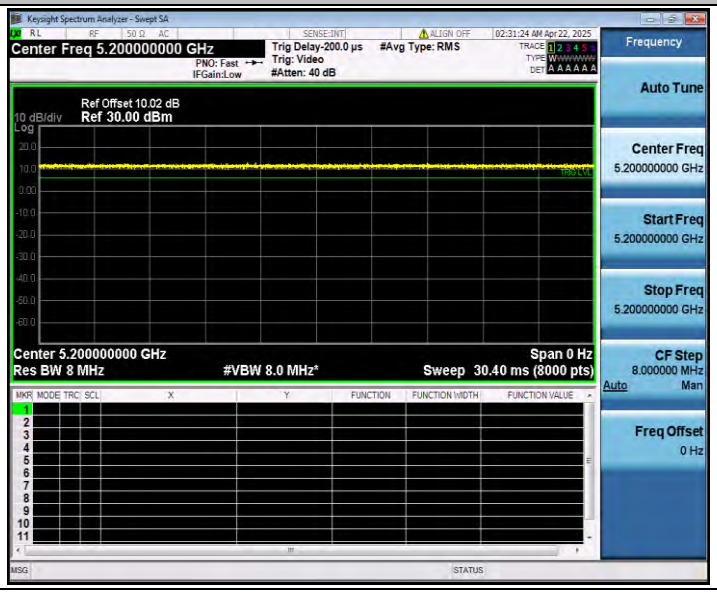

11N20SISO_Ant1_5240

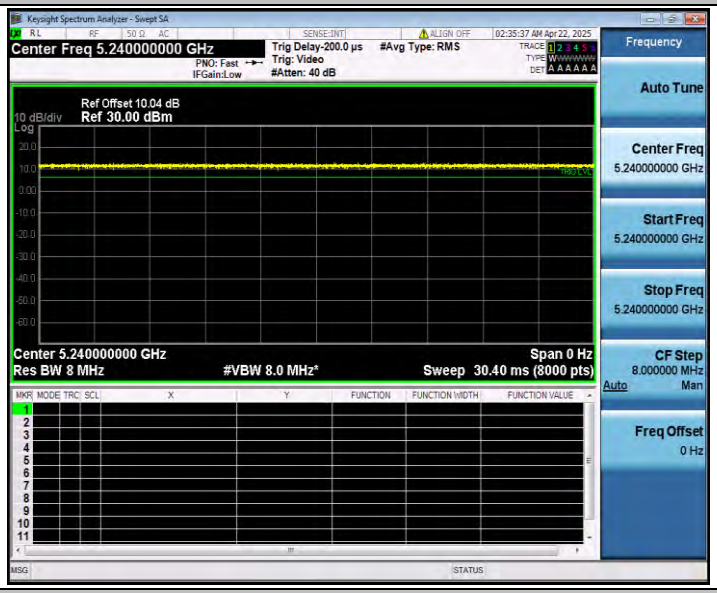

11N40SISO_Ant1_5190

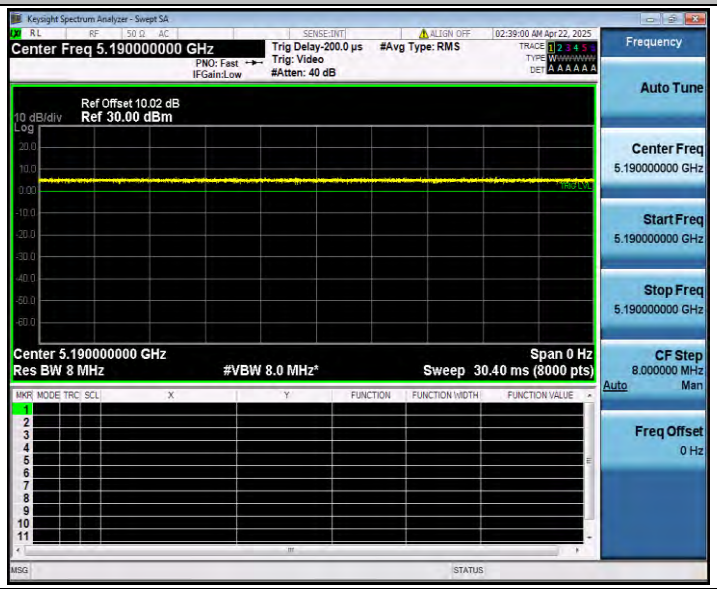

11N40SISO_Ant1_5230

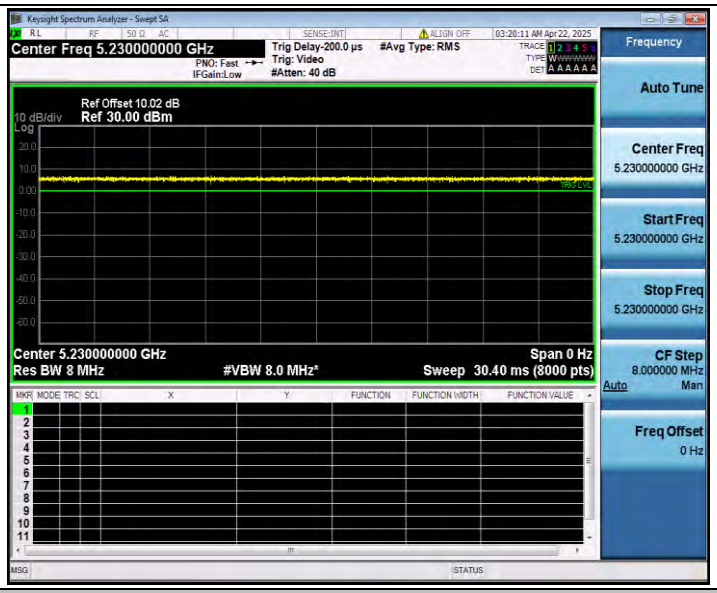

11AC20SISO_Ant1_5180

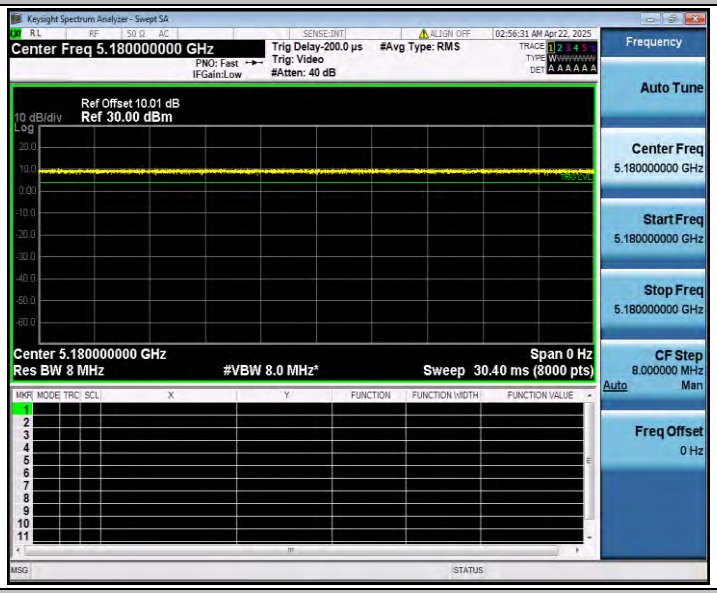

11AC20SISO_Ant1_5200

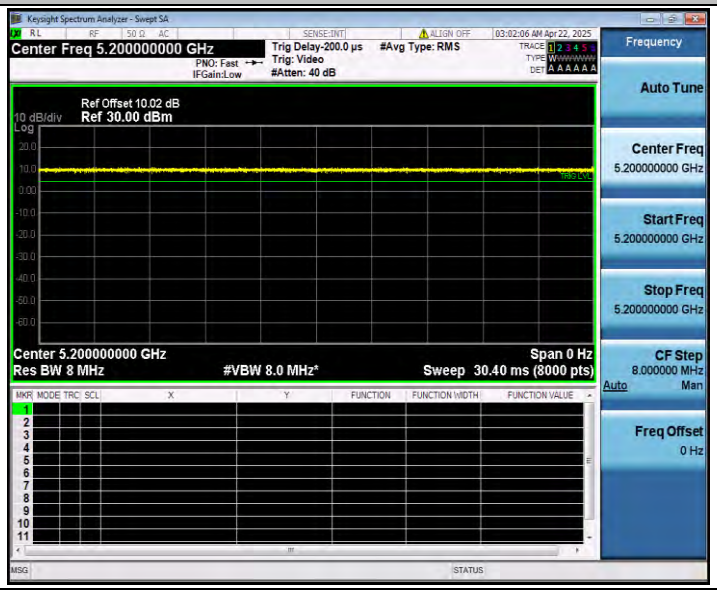

11AC20SISO_Ant1_5240
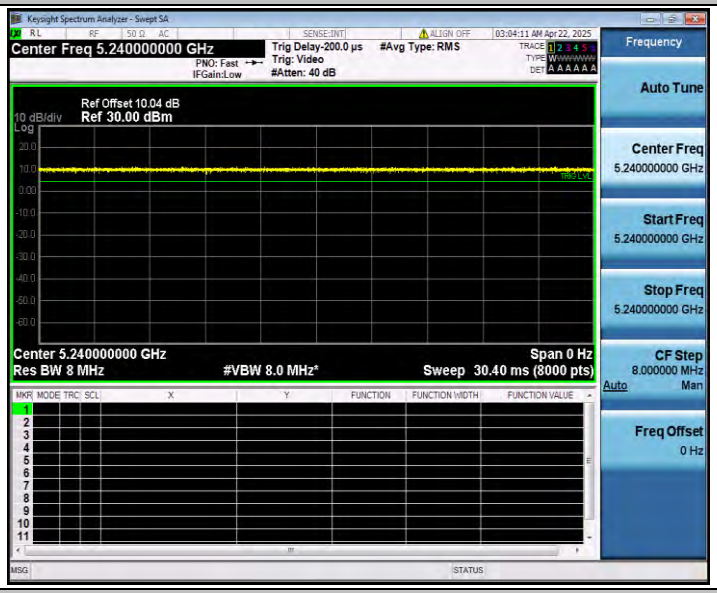
11AC40SISO_Ant1_5190
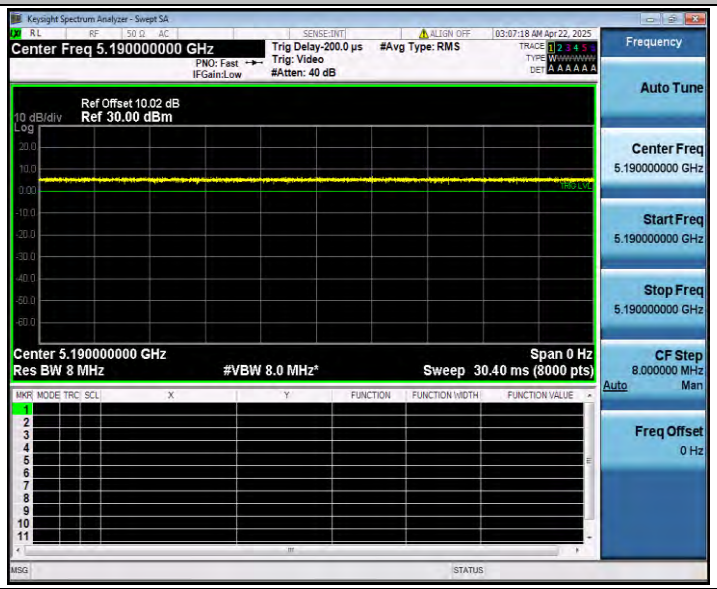
11AC40SISO_Ant1_5230

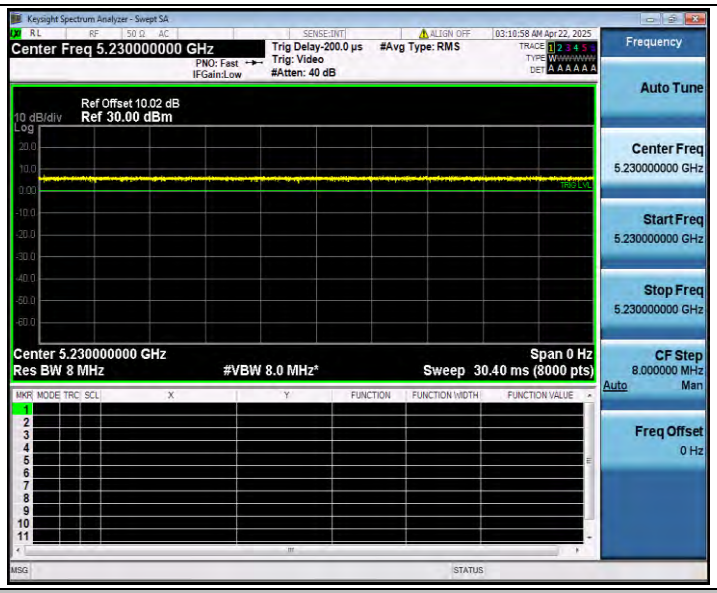

11AC80SISO_Ant1_5210

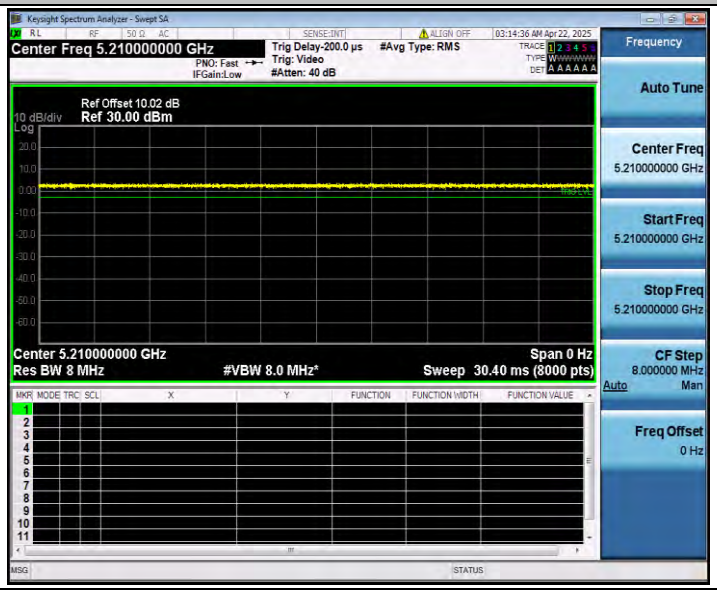

Appendix D.4: Maximum conducted output power

Test Result Channel Power

Test Mode	Antenna	Freq(MHz)	Channel Powert [dBm]	Duty Cycle [%]	DC Factor [dBm]	Result [dBm]	Limit [dBm]	Verdict
11A	Ant1	5180	11.93	100.00	0.00	11.93	≤23.98	PASS
		5200	12.35	100.00	0.00	12.35	≤23.98	PASS
		5240	12.79	100.00	0.00	12.79	≤23.98	PASS
11N20SISO	Ant1	5180	13.89	100.00	0.00	13.89	≤23.98	PASS
		5200	14.32	100.00	0.00	14.32	≤23.98	PASS
		5240	14.38	100.00	0.00	14.38	≤23.98	PASS
11N40SISO	Ant1	5190	10.74	100.00	0.00	10.74	≤23.98	PASS
		5230	10.95	100.00	0.00	10.95	≤23.98	PASS
11AC20SISO	Ant1	5180	11.86	100.00	0.00	11.86	≤23.98	PASS
		5200	12.44	100.00	0.00	12.44	≤23.98	PASS
		5240	12.44	100.00	0.00	12.44	≤23.98	PASS
11AC40SISO	Ant1	5190	10.79	100.00	0.00	10.79	≤23.98	PASS
		5230	11.20	100.00	0.00	11.20	≤23.98	PASS
11AC80SISO	Ant1	5210	10.98	100.00	0.00	10.98	≤23.98	PASS

Appendix D.5: Maximum power spectral density

Test Result

TestMode	Antenna	Freq(MHz)	Result [dBm/MHz]	Limit[dBm/MHz]	Verdict
11A	Ant1	5180	1.19	≤11.00	PASS
		5200	1.62	≤11.00	PASS
		5240	2.09	≤11.00	PASS
11N20SISO	Ant1	5180	2.89	≤11.00	PASS
		5200	3.42	≤11.00	PASS
		5240	3.41	≤11.00	PASS
11N40SISO	Ant1	5190	-2.95	≤11.00	PASS
		5230	-2.47	≤11.00	PASS
11AC20SISO	Ant1	5180	0.97	≤11.00	PASS
		5200	1.62	≤11.00	PASS
		5240	1.68	≤11.00	PASS
11AC40SISO	Ant1	5190	-2.70	≤11.00	PASS
		5230	-2.20	≤11.00	PASS
11AC80SISO	Ant1	5210	-5.53	≤11.00	PASS

Note：1.The Result and Limit Unit is dBm/500 kHz in the band 5.725–5.85 GHz.
2.The Duty Cycle Factor and RBW Factor is compensated in the graph.

Test Graphs

11A_Ant1_5180

11A_Ant1_5200

11A_Ant1_5240

11N20SISO_Ant1_5180

11N20SISO_Ant1_5200

11N20SISO_Ant1_5240
11N40SISO_Ant1_5190
11N40SISO_Ant1_5230

11AC20SISO_Ant1_5180

11AC20SISO_Ant1_5200

11AC20SISO_Ant1_5240

11AC40SISO_Ant1_5190

11AC40SISO_Ant1_5230

11AC80SISO_Ant1_5210