Appendix D.6: Band edge measurements

Test Result B1

TestMode	Antenna	ChName	Freq(MHz)	Result[dBm]	Limit[dBm]	Verdict
11A	Ant1	Low	5180	-33.42	≤-27	PASS
		High	5240	-36.93	≤-27	PASS
11N20SISO	Ant1	Low	5180	-30.58	≤-27	PASS
		High	5240	-37.71	≤-27	PASS
11N40SISO	Ant1	Low	5190	-34.33	≤-27	PASS
		High	5230	-37.1	≤-27	PASS
11AC20SISO	Ant1	Low	5180	-33.74	≤-27	PASS
		High	5240	-37.39	≤-27	PASS
11AC40SISO	Ant1	Low	5190	-32.82	≤-27	PASS
		High	5230	-37.34	≤-27	PASS
11AC80SISO	Ant1	Low	5210	-30.46	≤-27	PASS
		High	5210	-37.38	≤-27	PASS

Test Graphs B1

11A_Ant1_Low_5180

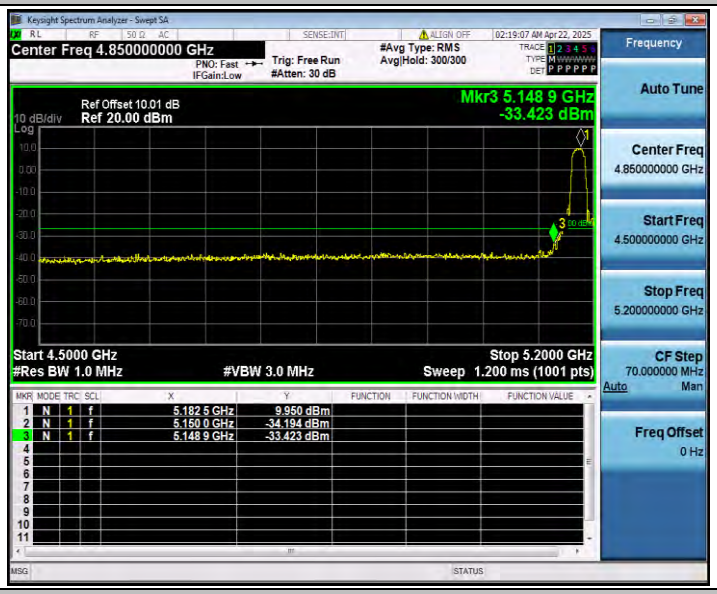

11A_Ant1_High_5240

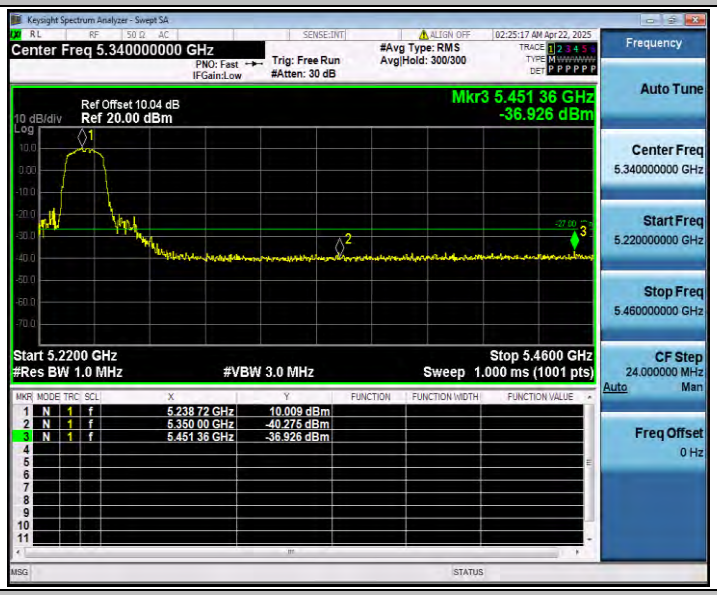

11N20SISO_Ant1_Low_5180

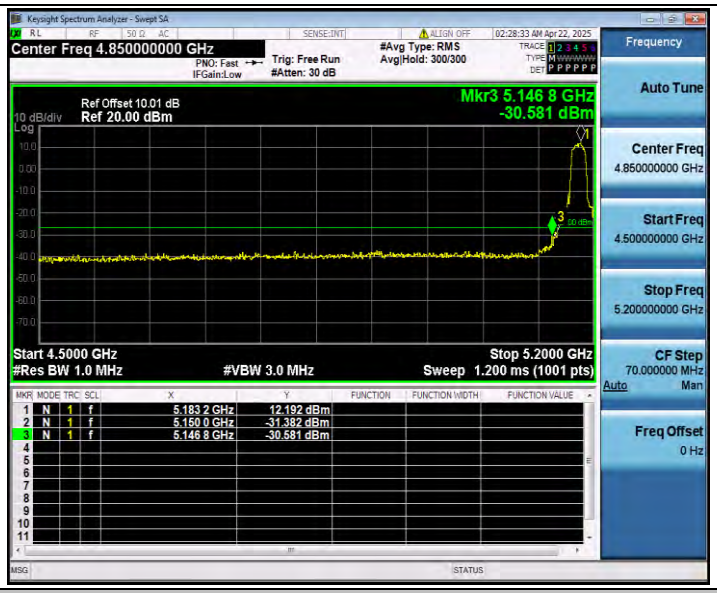

11N20SISO_Ant1_High_5240

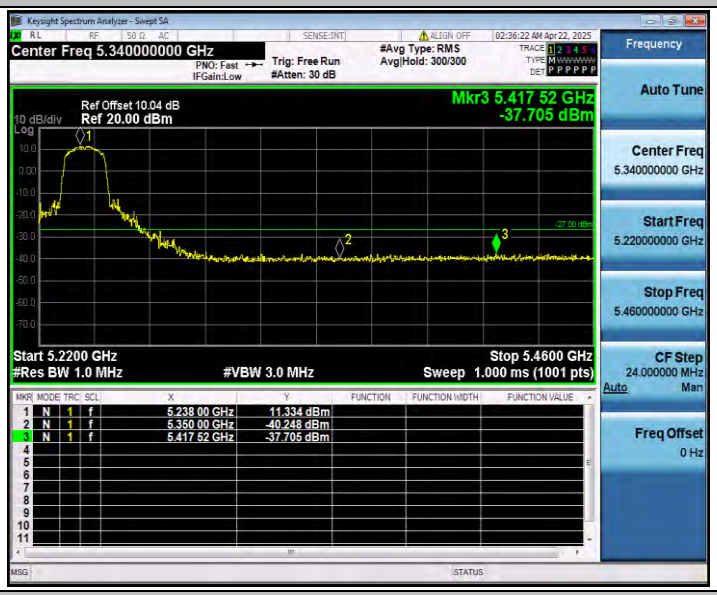

11N40SISO_Ant1_Low_5190

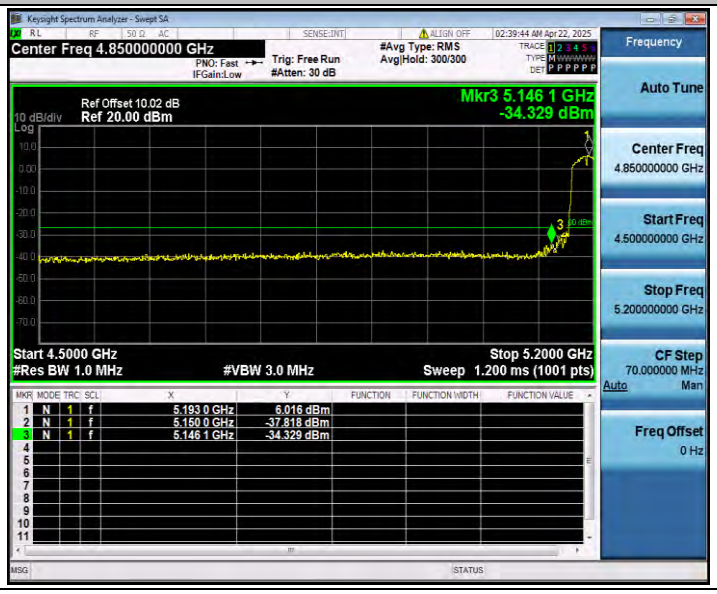

11N40SISO_Ant1_High_5230

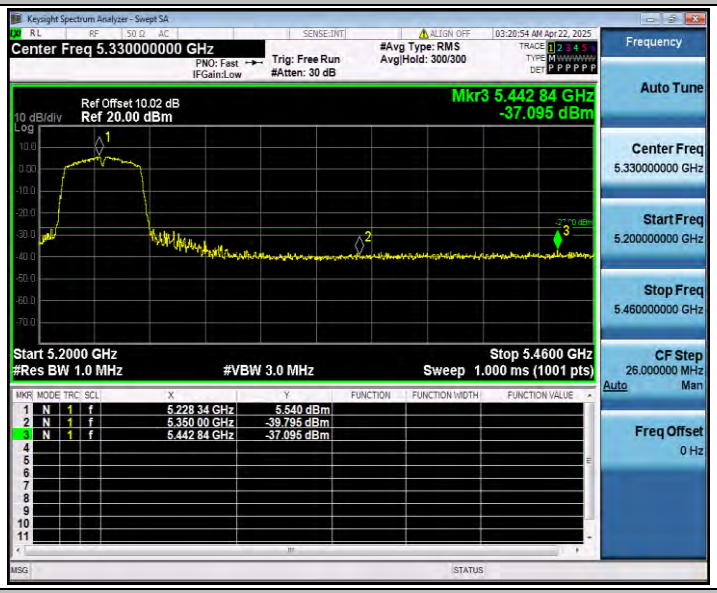

11AC20SISO_Ant1_Low_5180

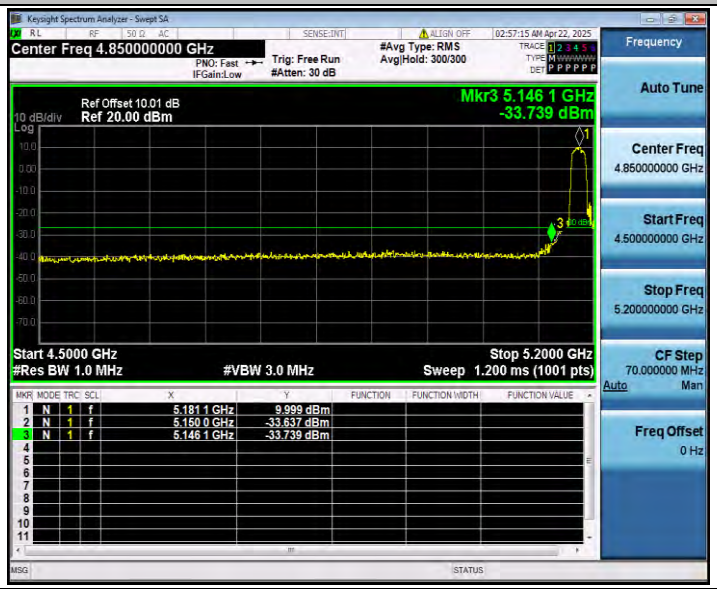

11AC20SISO_Ant1_High_5240

11AC40SISO_Ant1_Low_5190

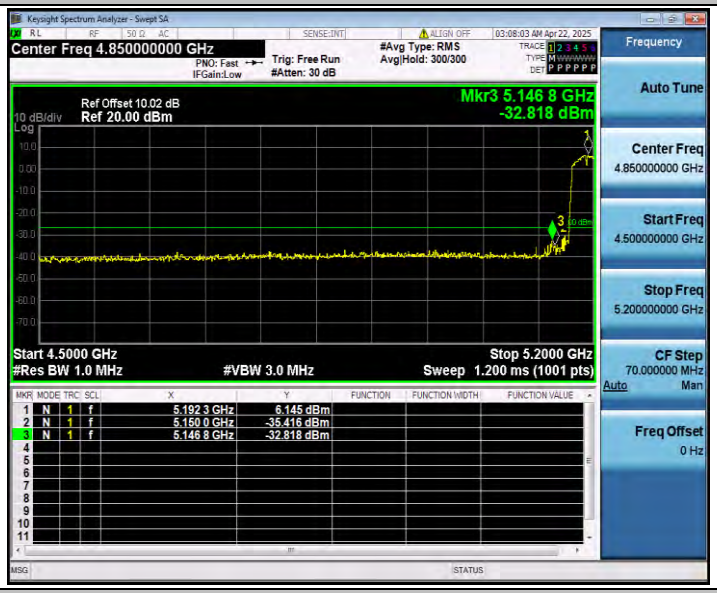

11AC40SISO_Ant1_High_5230

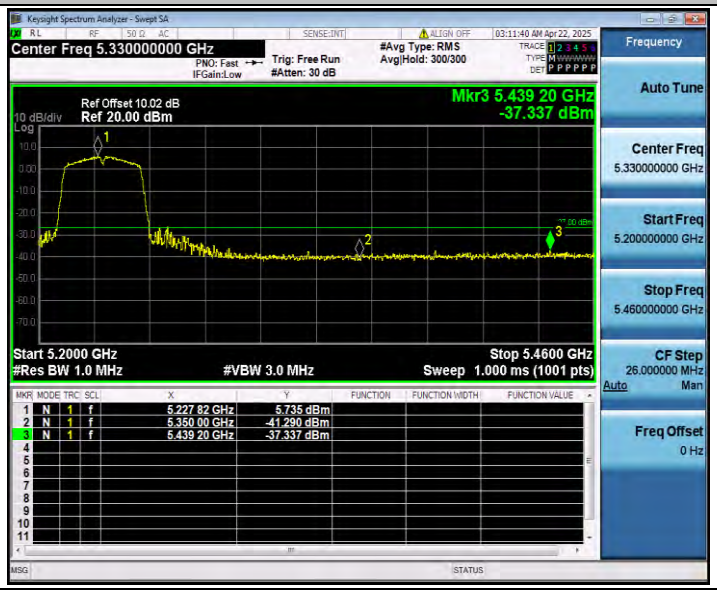

11AC80SISO_Ant1_Low_5210
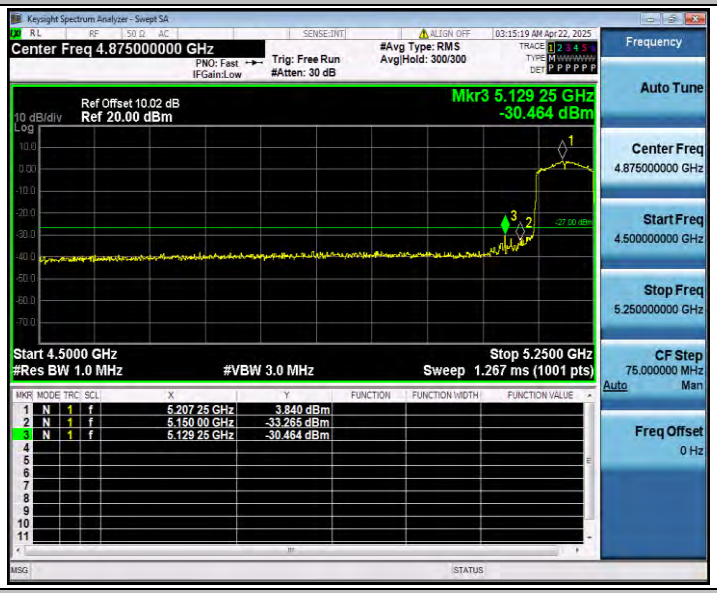

11AC80SISO_Ant1_High_5210
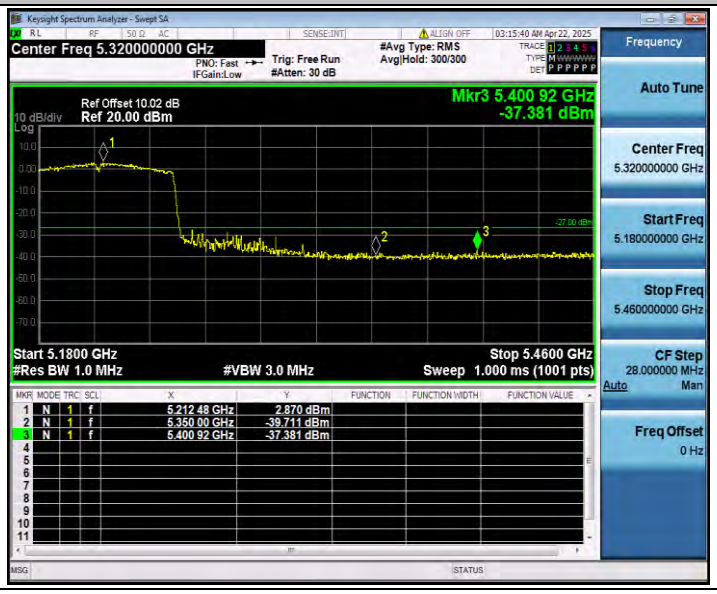

Appendix D.7: Conducted Spurious Emission

Test Result

TestMode	Antenna	Freq(MHz)	FreqRange [MHz]	Max. Fre [MHz]	Max. Level [dBm]	Limit [dBm]	Verdict
11A	Ant1	5180	30~5140	5136.08	-42.97	≤-27	PASS
			5360~27000	24931.22	-37.01	≤-27	PASS
		5200	30~5140	5139.49	-43.84	≤-27	PASS
			5360~27000	26764.12	-36.97	≤-27	PASS
		5240	30~5140	1754.45	-43.46	≤-27	PASS
			5360~27000	26591	-36.86	≤-27	PASS
11N20SISO	Ant1	5180	30~5140	5136.42	-40.05	≤-27	PASS
			5360~27000	25145.45	-37.35	≤-27	PASS
		5200	30~5140	5134.38	-43.5	≤-27	PASS
			5360~27000	25626.58	-36.8	≤-27	PASS
		5240	30~5140	4773.27	-46.24	≤-27	PASS
			5360~27000	26865.11	-36.76	≤-27	PASS
11N40SISO	Ant1	5190	30~5140	5135.4	-39.58	≤-27	PASS
			5360~27000	25602.06	-37.69	≤-27	PASS
		5230	30~5140	5114.45	-46.25	≤-27	PASS
			5360~27000	24258.21	-36.93	≤-27	PASS
11AC20SISO	Ant1	5180	30~5140	5138.64	-38.43	≤-27	PASS
			5360~27000	26459	-37.12	≤-27	PASS
		5200	30~5140	5138.98	-44.95	≤-27	PASS
			5360~27000	26057.94	-36.71	≤-27	PASS
		5240	30~5140	5016.34	-46.14	≤-27	PASS
			5360~27000	25658.32	-35.69	≤-27	PASS
11AC40SISO	Ant1	5190	30~5140	5133.19	-39.61	≤-27	PASS
			5360~27000	26779.27	-36.97	≤-27	PASS
		5230	30~5140	1763.65	-44.21	≤-27	PASS
			5360~27000	26730.94	-36.71	≤-27	PASS
11AC80SISO	Ant1	5210	30~5140	5127.74	-37.61	≤-27	PASS
			5360~27000	25669.86	-37.23	≤-27	PASS

Test Graphs

11A_Ant1_5180_30~5140

11A_Ant1_5180_5360~27000

11A_Ant1_5200_30~5140

11A_Ant1_5200_5360~27000

11A_Ant1_5240_30~5140

11A_Ant1_5240_5360~27000

11N20SISO_Ant1_5180_30~5140

11N20SISO_Ant1_5180_5360~27000

11N20SISO_Ant1_5200_30~5140

11N20SISO_Ant1_5200_5360~27000

11N20SISO_Ant1_5240_30~5140

11N20SISO_Ant1_5240_5360~27000

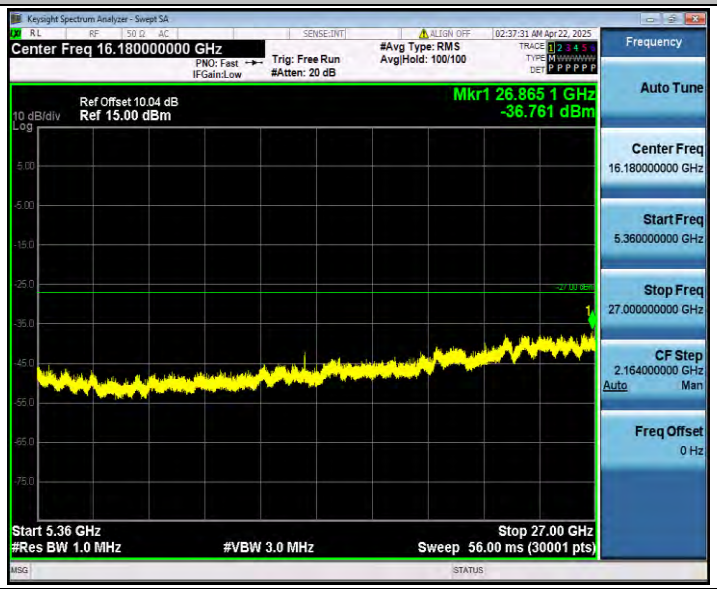

11N40SISO_Ant1_5190_30~5140

11N40SISO_Ant1_5190_5360~27000

11N40SISO_Ant1_5230_30~5140

11N40SISO_Ant1_5230_5360~27000

11AC20SISO_Ant1_5180_30~5140

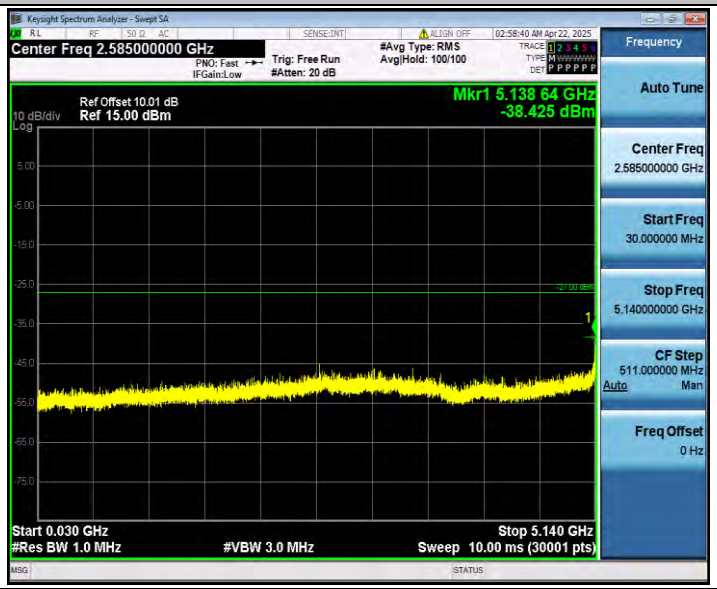

11AC20SISO_Ant1_5180_5360~27000

11AC20SISO_Ant1_5200_30~5140

11AC20SISO_Ant1_5200_5360~27000

11AC20SISO_Ant1_5240_30~5140
11AC20SISO_Ant1_5240_5360~27000
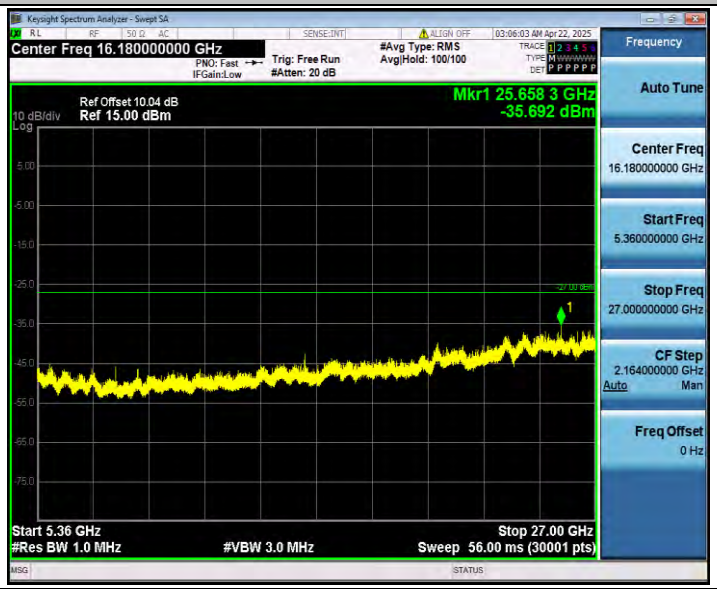
11AC40SISO_Ant1_5190_30~5140

11AC40SISO_Ant1_5190_5360~27000

11AC40SISO_Ant1_5230_30~5140

11AC40SISO_Ant1_5230_5360~27000

11AC80SISO_Ant1_5210_30~5140

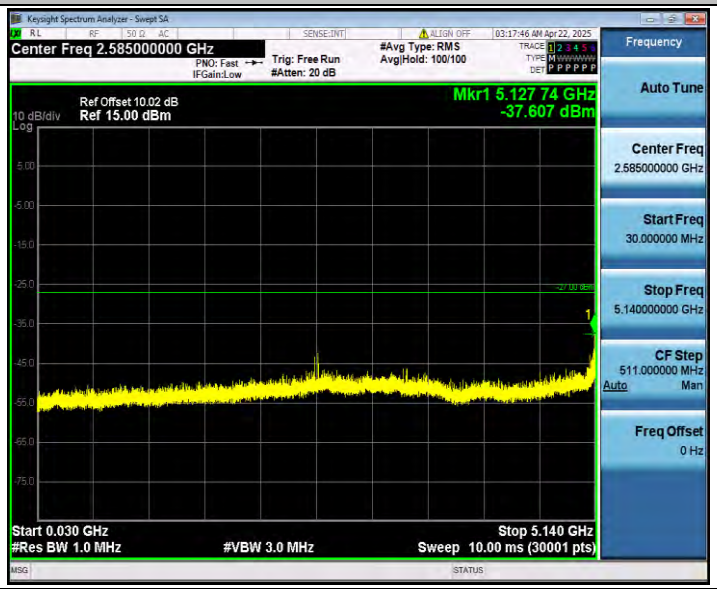

11AC80SISO_Ant1_5210_5360~27000

Keysight Spectrum Analyzer - Swept SA
Center Freq 16.180000000 GHz
PNO: Fast
IFGain:Low
Trig: Free Run
#Atten: 20 dB
#Avg Type: RMS
Avg|Hold: 100/100
03:18:06 AM Apr 22, 2025
Ref Offset 10.02 dB
10 dB/div
Ref 15.00 dBm
Log
Mkr1 25.669 9 GHz
-37.233 dBm
Start 5.36 GHz
#Res BW 1.0 MHz
#VBW 3.0 MHz
Stop 27.00 GHz
Sweep 56.00 ms (30001 pts)
Frequency
Auto Tune
Center Freq
16.180000000 GHz
Start Freq
5.360000000 GHz
Stop Freq
27.000000000 GHz
CF Step
2.164000000 GHz
Auto
Man
Freq Offset
0 Hz

Appendix D.8: Emissions in Restricted Bands

Test Result

TestMode	Antenna	ChName	Freq(MHz)	Detector	Freq [MHz]	Result [dBm]	Limit [dBm]	Result [dBuV/m]	Limit [dBuV/m]	Verdict
11A	Ant1	Low	5180	AV	4500.000	-47.89	≤-41.20	47.31	≤54	PASS
				AV	4945.900	-45.55	≤-41.20	49.65	≤54	PASS
				AV	5150.000	-45.93	≤-41.20	49.27	≤54	PASS
				Peak	4500.000	-47.24	≤-21.20	47.96	≤74	PASS
				Peak	5069.100	-37.06	≤-21.20	58.14	≤74	PASS
				Peak	5150.000	-41.76	≤-21.20	53.44	≤74	PASS
		High	5240	AV	5350.000	-46.4	≤-41.20	48.80	≤54	PASS
				AV	5454.240	-45.79	≤-41.20	49.41	≤54	PASS
				AV	5460.000	-45.85	≤-41.20	49.35	≤54	PASS
				Peak	5350.000	-43.05	≤-21.20	52.15	≤74	PASS
				Peak	5364.960	-37.38	≤-21.20	57.82	≤74	PASS
				Peak	5460.000	-43.07	≤-21.20	52.13	≤74	PASS
11N20SISO	Ant1	Low	5180	AV	4500.000	-47.89	≤-41.20	47.31	≤54	PASS
				AV	5149.600	-43.97	≤-41.20	51.23	≤54	PASS
				AV	5150.000	-43.79	≤-41.20	51.41	≤54	PASS
				Peak	4500.000	-48.21	≤-21.20	46.99	≤74	PASS
				Peak	5149.600	-35.14	≤-21.20	60.06	≤74	PASS
				Peak	5150.000	-33.97	≤-21.20	61.23	≤74	PASS
		High	5240	AV	5350.000	-46.43	≤-41.20	48.77	≤54	PASS
				AV	5453.280	-45.78	≤-41.20	49.42	≤54	PASS
				AV	5460.000	-45.84	≤-41.20	49.36	≤54	PASS
				Peak	5350.000	-43.56	≤-21.20	51.64	≤74	PASS
				Peak	5456.160	-38.21	≤-21.20	56.99	≤74	PASS
				Peak	5460.000	-42.37	≤-21.20	52.83	≤74	PASS
11N40SISO	Ant1	Low	5190	AV	4500.000	-47.85	≤-41.20	47.35	≤54	PASS
				AV	4943.800	-45.56	≤-41.20	49.64	≤54	PASS
				AV	5150.000	-46.08	≤-41.20	49.12	≤54	PASS
				Peak	4500.000	-41.97	≤-21.20	53.23	≤74	PASS
				Peak	5145.400	-37.16	≤-21.20	58.04	≤74	PASS
				Peak	5150.000	-45.91	≤-21.20	49.29	≤74	PASS
		High	5230	AV	5350.000	-46.49	≤-41.20	48.71	≤54	PASS
				AV	5453.500	-45.8	≤-41.20	49.40	≤54	PASS
				AV	5460.000	-45.85	≤-41.20	49.35	≤54	PASS
				Peak	5350.000	-42.43	≤-21.20	52.77	≤74	PASS
				Peak	5402.280	-37.25	≤-21.20	57.95	≤74	PASS
				Peak	5460.000	-47.35	≤-21.20	47.85	≤74	PASS

11AC20SISO	Ant1	Low	5180	AV	4500.000	-47.86	≤-41.20	47.34	≤54	PASS
				AV	5149.600	-44.91	≤-41.20	50.29	≤54	PASS
				AV	5150.000	-44.78	≤-41.20	50.42	≤54	PASS
				Peak	4500.000	-46.9	≤-21.20	48.30	≤74	PASS
				Peak	5149.600	-36.55	≤-21.20	58.65	≤74	PASS
				Peak	5150.000	-40.5	≤-21.20	54.70	≤74	PASS
		High	5240	AV	5350.000	-46.39	≤-41.20	48.81	≤54	PASS
				AV	5456.160	-45.75	≤-41.20	49.45	≤54	PASS
				AV	5460.000	-45.81	≤-41.20	49.39	≤54	PASS
				Peak	5350.000	-40.7	≤-21.20	54.50	≤74	PASS
				Peak	5417.280	-37.45	≤-21.20	57.75	≤74	PASS
				Peak	5460.000	-47.41	≤-21.20	47.79	≤74	PASS
11AC40SISO	Ant1	Low	5190	AV	4500.000	-47.82	≤-41.20	47.38	≤54	PASS
				AV	4951.500	-45.53	≤-41.20	49.67	≤54	PASS
				AV	5150.000	-45.87	≤-41.20	49.33	≤54	PASS
				Peak	4500.000	-43.23	≤-21.20	51.97	≤74	PASS
				Peak	4885.700	-37.33	≤-21.20	57.87	≤74	PASS
				Peak	5150.000	-45.94	≤-21.20	49.26	≤74	PASS
		High	5230	AV	5350.000	-46.42	≤-41.20	48.78	≤54	PASS
				AV	5454.280	-45.78	≤-41.20	49.42	≤54	PASS
				AV	5460.000	-45.82	≤-41.20	49.38	≤54	PASS
				Peak	5350.000	-43.95	≤-21.20	51.25	≤74	PASS
				Peak	5454.800	-34.97	≤-21.20	60.23	≤74	PASS
				Peak	5460.000	-42.45	≤-21.20	52.75	≤74	PASS
11AC80SISO	Ant1	Low	5210	AV	4500.000	-47.84	≤-41.20	47.36	≤54	PASS
				AV	5149.500	-44.46	≤-41.20	50.74	≤54	PASS
				AV	5150.000	-44.43	≤-41.20	50.77	≤54	PASS
				Peak	4500.000	-45.74	≤-21.20	49.46	≤74	PASS
				Peak	5122.500	-34.52	≤-21.20	60.68	≤74	PASS
				Peak	5150.000	-39.21	≤-21.20	55.99	≤74	PASS
		High	5210	AV	5350.000	-46.4	≤-41.20	48.80	≤54	PASS
				AV	5444.040	-45.77	≤-41.20	49.43	≤54	PASS
				AV	5460.000	-45.86	≤-41.20	49.34	≤54	PASS
				Peak	5350.000	-42.64	≤-21.20	52.56	≤74	PASS
				Peak	5455.800	-38.2	≤-21.20	57.00	≤74	PASS
				Peak	5460.000	-43.74	≤-21.20	51.46	≤74	PASS

Note：

1. The Antenna Gain is compensated in the graph.
2. The Duty Cycle Factor and RBW Factor is compensated in the graph.
3. For transmitters operating in 5150-5350 GHz band and 5470-5725 GHz band: The limit in dBm for average detector is conversion from 54dBuV/m, according to 15.209(a). The limit in dBm for peak detector is 20dB above the limit of average detector in dBm.

Test Graphs

11A_Ant1_Low_5180_AV

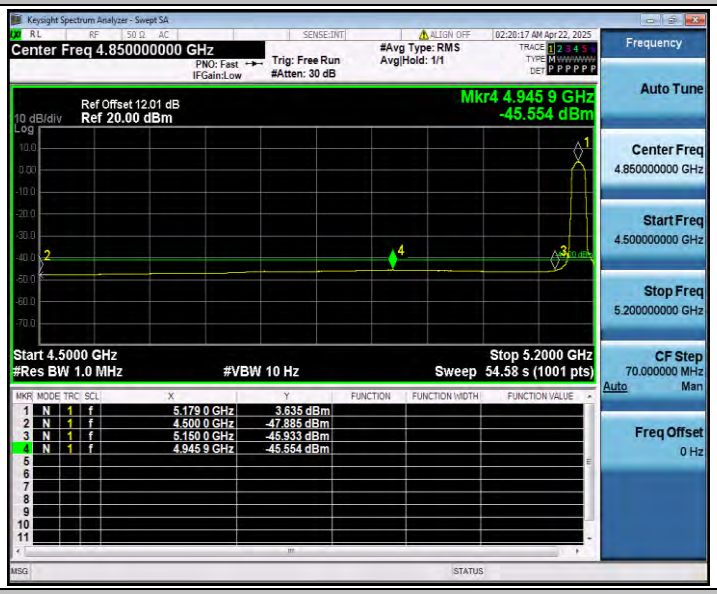

11A_Ant1_Low_5180_Peak

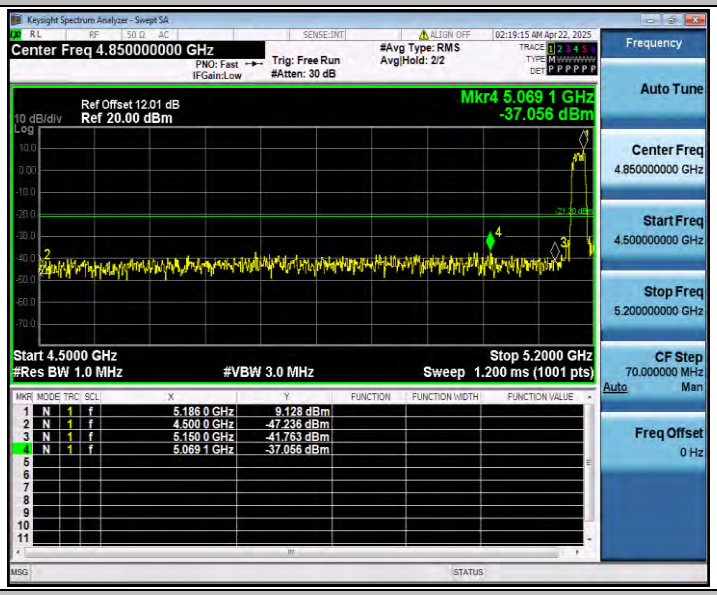

11A_Ant1_High_5240_AV

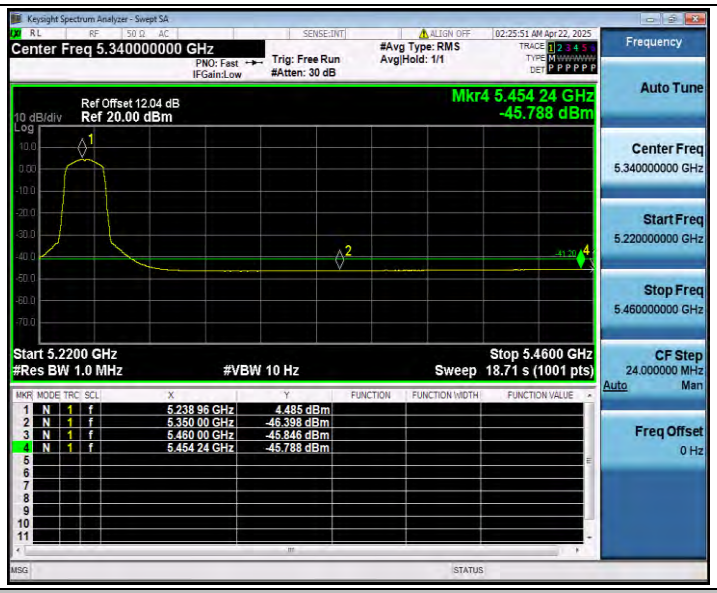

11A_Ant1_High_5240_Peak

11N20SISO_Ant1_Low_5180_AV

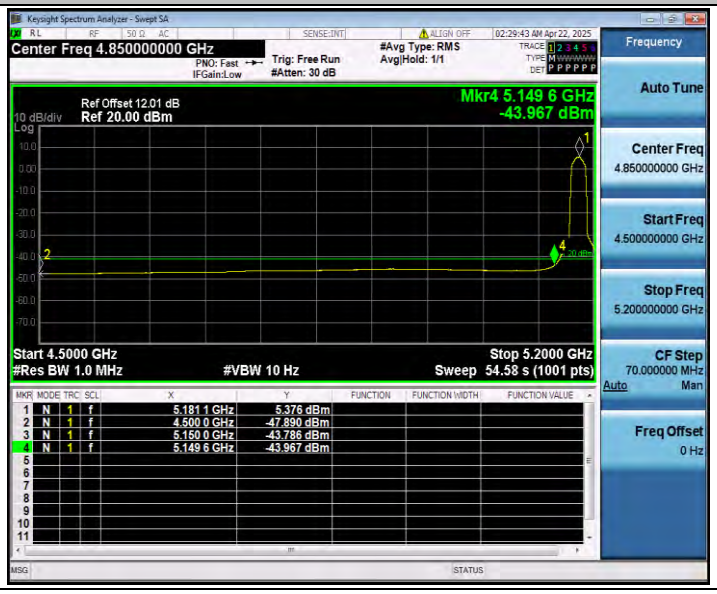

11N20SISO_Ant1_Low_5180_Peak

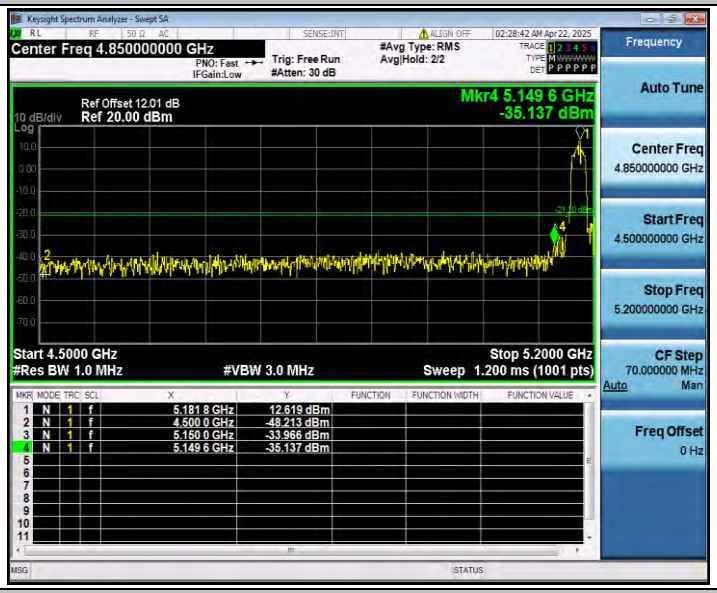

11N20SISO_Ant1_High_5240_AV

11N20SISO_Ant1_High_5240_Peak

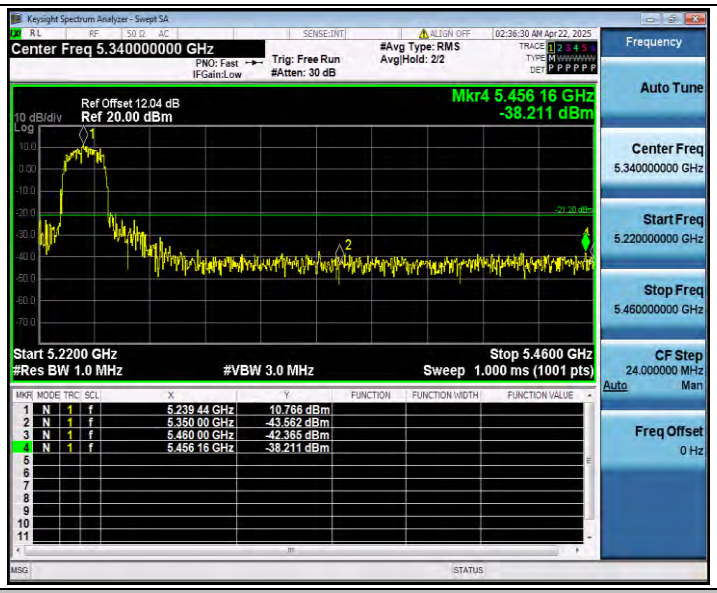

11N40SISO_Ant1_Low_5190_AV

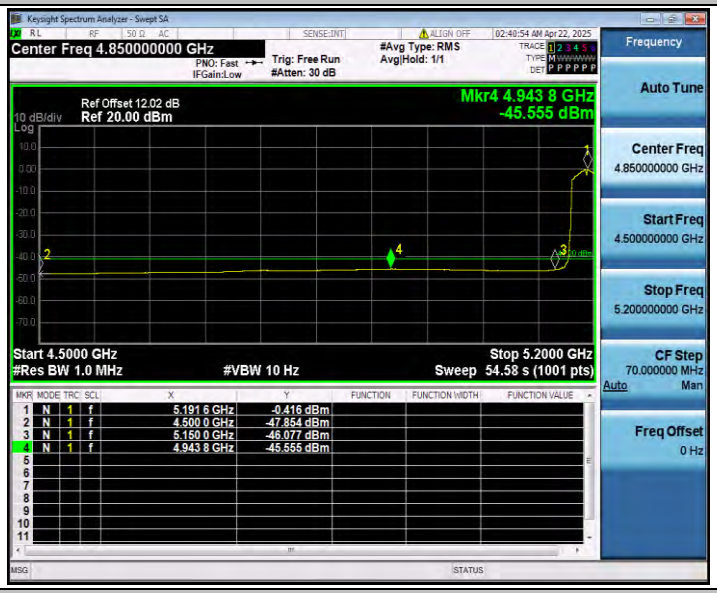

11N40SISO_Ant1_Low_5190_Peak

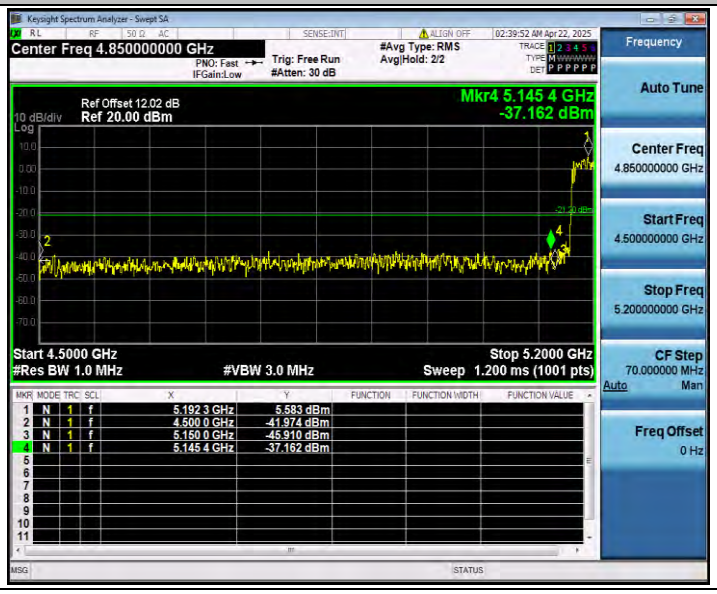

11N40SISO_Ant1_High_5230_AV

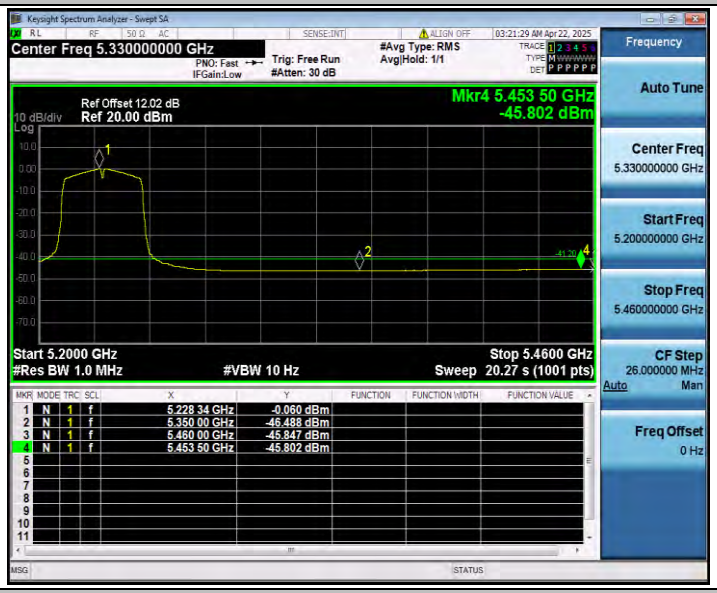

11N40SISO_Ant1_High_5230_Peak

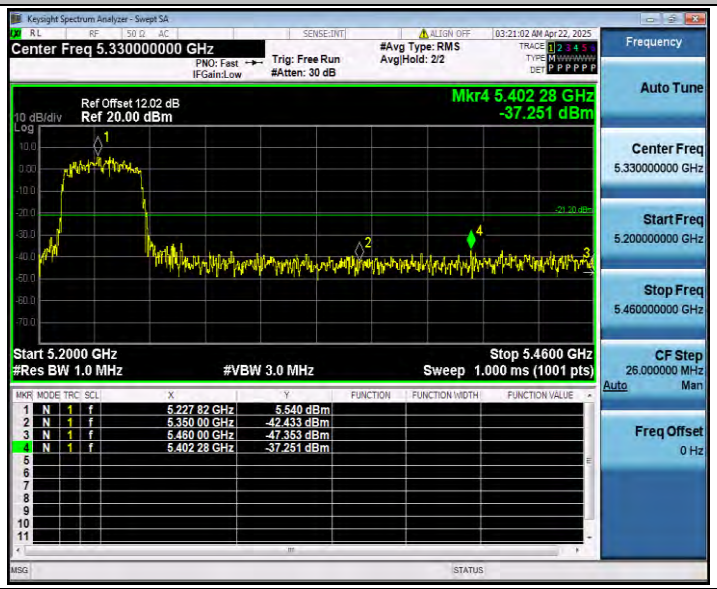

11AC20SISO_Ant1_Low_5180_AV

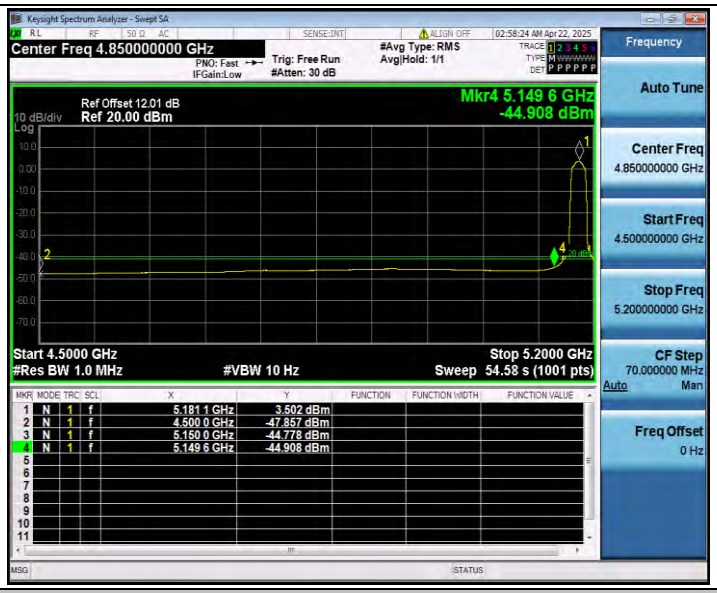

11AC20SISO_Ant1_Low_5180_Peak

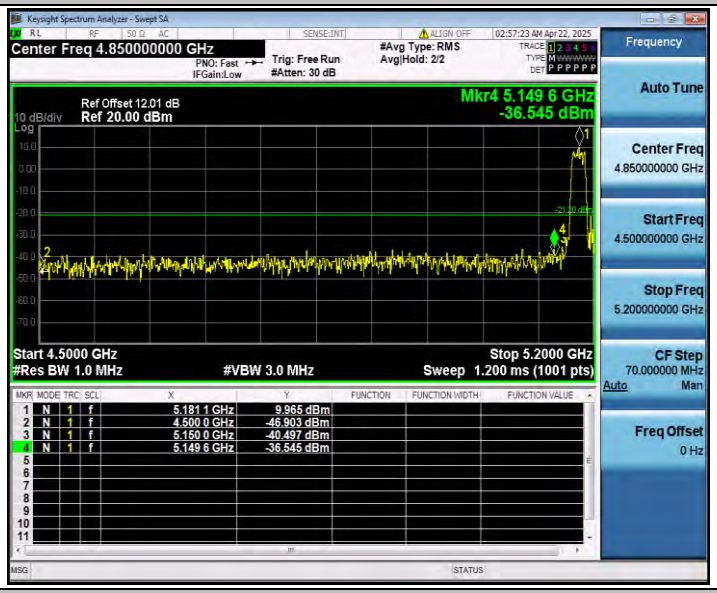

11AC20SISO_Ant1_High_5240_AV

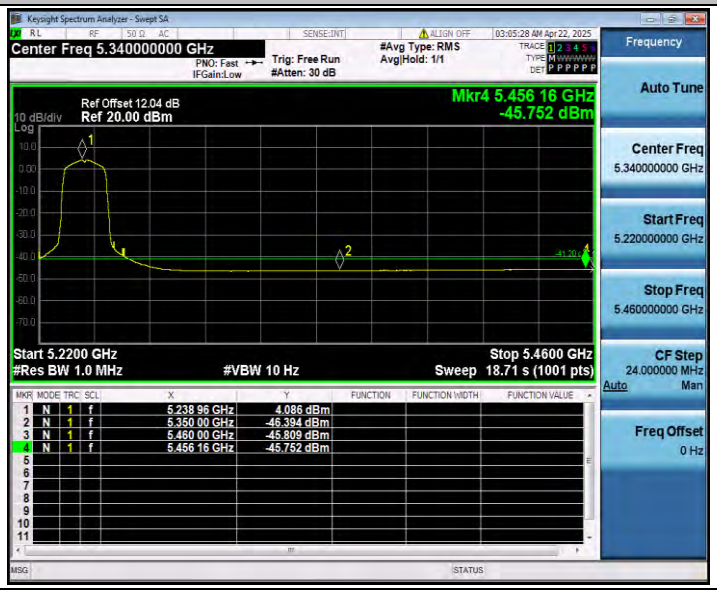

11AC20SISO_Ant1_High_5240_Peak

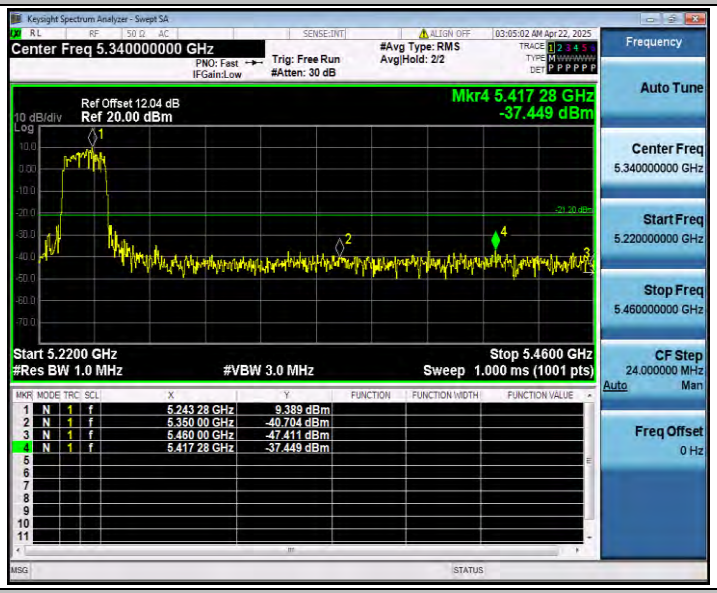

11AC40SISO_Ant1_Low_5190_AV

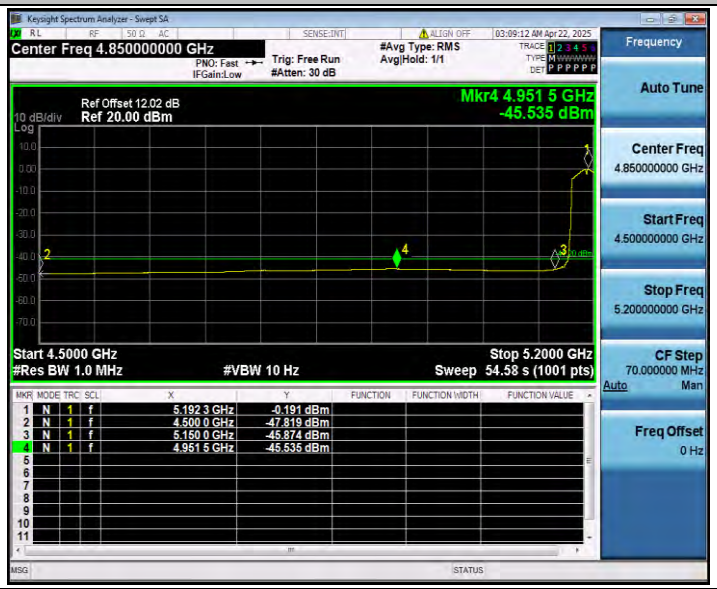

11AC40SISO_Ant1_Low_5190_Peak

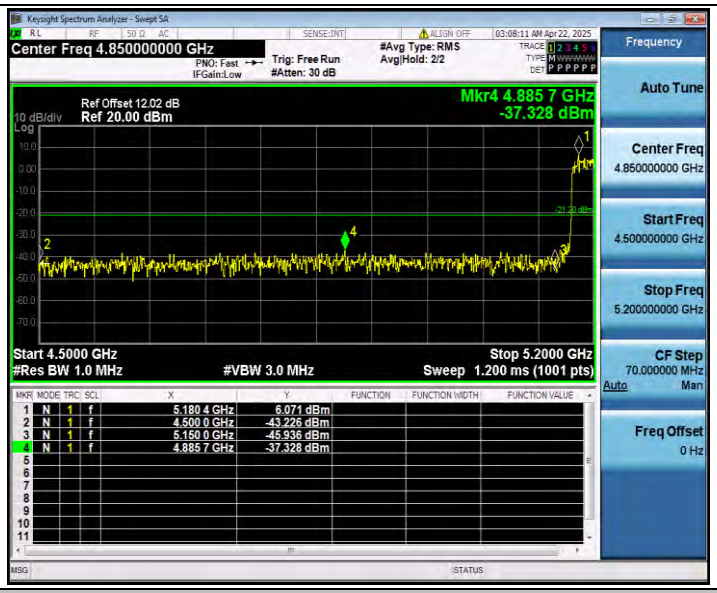

11AC40SISO_Ant1_High_5230_AV

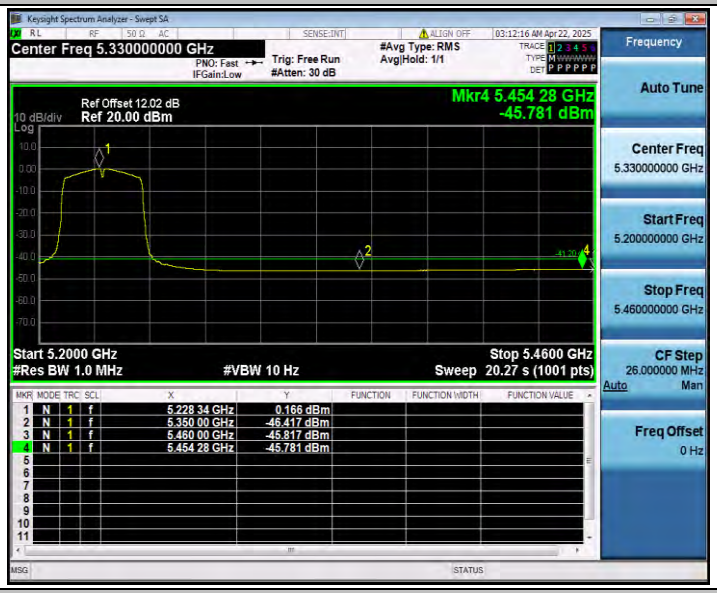

11AC40SISO_Ant1_High_5230_Peak

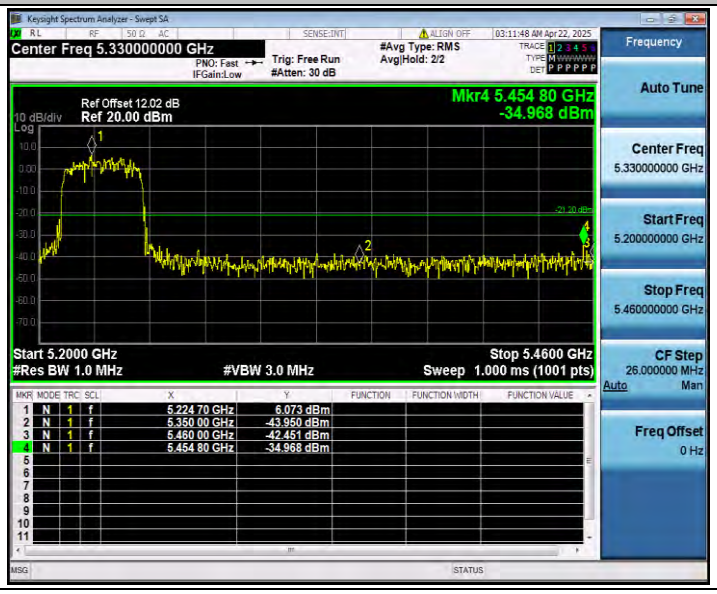

11AC80SISO_Ant1_Low_5210_AV

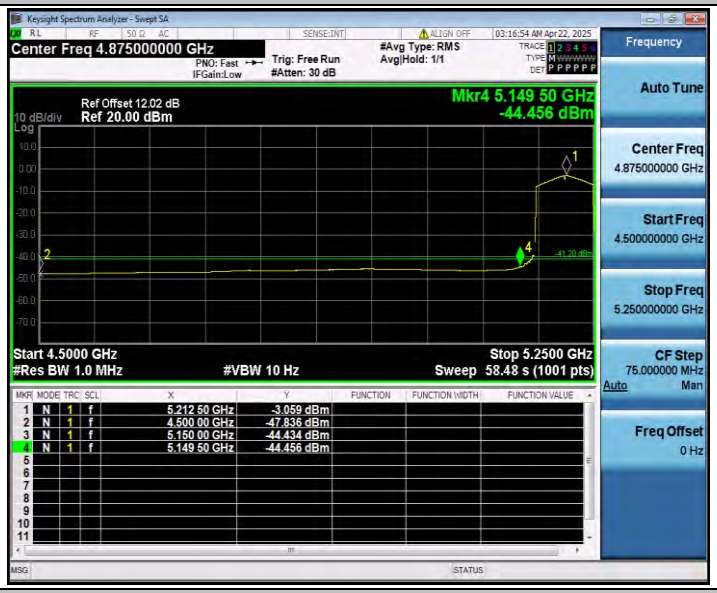

11AC80SISO_Ant1_Low_5210_Peak

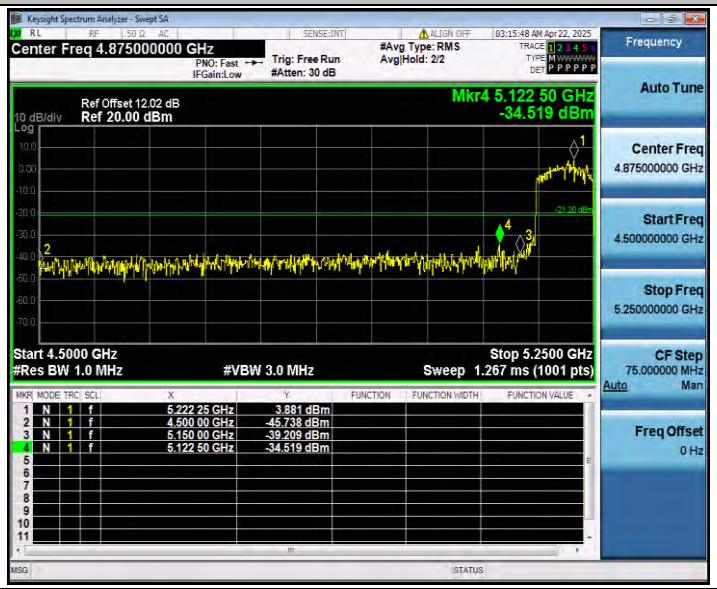

11AC80SISO_Ant1_High_5210_AV

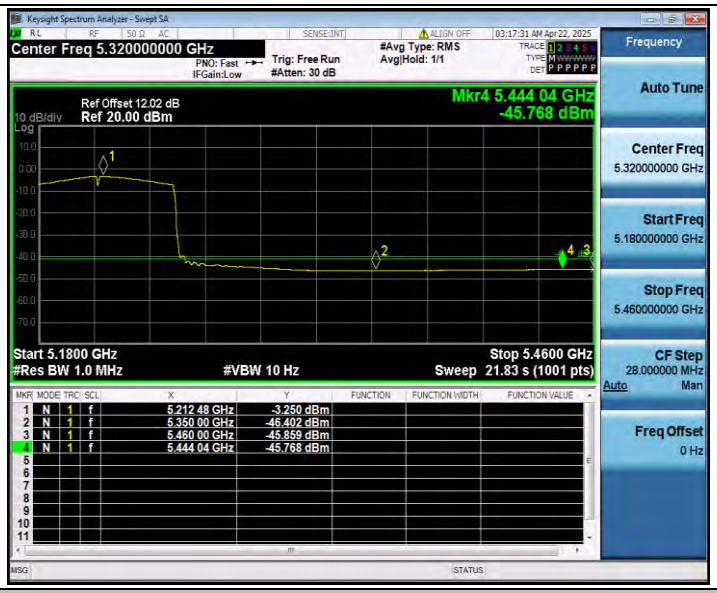
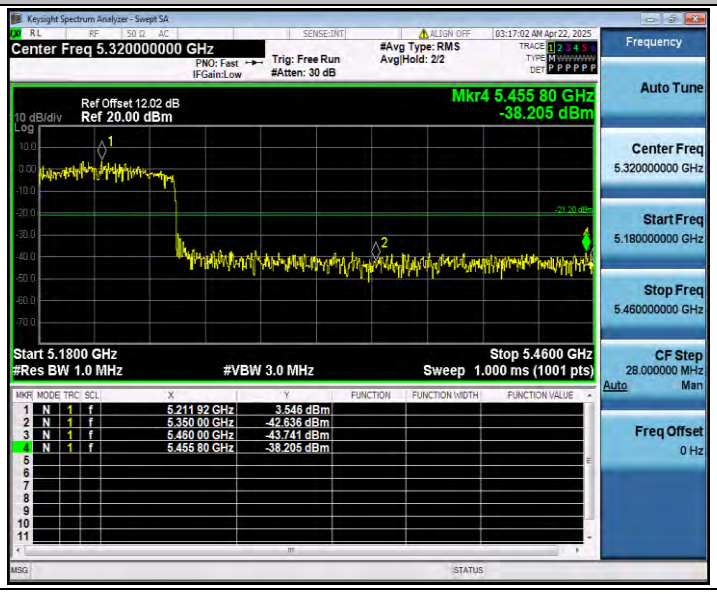
11AC80SISO_Ant1_High_5210_Peak