Human Exposure Report

Application No.:	SHEM2012010787CR
FCC ID:	2AYKB-IRD301
Applicant:	Amsino International, Inc.
Address of Applicant:	708 Corporate Center Drive Pomona CA 91768 USA
Manufacturer:	Amsino Medical (Shanghai) Co., Ltd.
Address of Manufacturer:	Building #1-3, 16, Lane 355 Huazhe Rd., Songjiang Export Processing Zone, Shanghai China 201613
Factory:	Amsino Medical (Shanghai) Co., Ltd.
Address of Factory:	Building #1-3, 16, Lane 355 Huazhe Rd., Songjiang Export Processing Zone, Shanghai China 201613
Equipment Under Test (EUT):	
EUT Name:	Digital Surgical Suction System-Docking Station
Trade Name:	iReceptal
Model No.:	iRD301
Standard(s) :	47 CFR PART 1, Subpart I, Section 1.1310 KDB 680106
Date of Receipt:	2020-07-28
Date of Test:	2020-08-13 to 2021-11-24
Date of Issue:	2021-11-24
Test Result:	**Pass***

* In the configuration tested, the EUT complied with the standards specified above.

Parlam Zhan

Parlam Zhan
E&E Section Manager

The manufacturer should ensure that all products in series production are in conformity with the product sample detailed in this report. If the product in this report is used in any configuration other than that detailed in the report, the manufacturer must ensure the new system complies with all relevant standards. Any mention of SGS International Electrical Approvals or testing done by SGS International Electrical Approvals in connection with, distribution or use of the product described in this report must be approved by SGS International Electrical Approvals in writing.

Unless otherwise agreed in writing, this document is issued by the Company subject to its General Conditions of Service printed overleaf, available on request or accessible at http://www.sgs.com/en/Terms-and-Conditions.aspx and, for electronic format documents, subject to Terms and Conditions for Electronic Documents at http://www.sgs.com/en/Terms-and-Conditions/Terms-e-Document.aspx. Attention is drawn to the limitation of liability, indemnification and jurisdiction issues defined therein. Any holder of this document is advised that information contained hereon reflects the Company's findings at the time of its intervention only and within the limits of Client's instructions, if any. The Company's sole responsibility is to its Client and this document does not exonerate parties to a transaction from exercising all their rights and obligations under the transaction documents. This document cannot be reproduced except in full, without prior written approval of the Company. Any unauthorized alteration, forgery or falsification of the content or appearance of this document is unlawful and offenders may be prosecuted to the fullest extent of the law. Unless otherwise stated the results shown in this test report refer only to the sample(s) tested and such sample(s) are retained for 30 days only.
Attention: To check the authenticity of testing /inspection report & certificate, please contact us at telephone: (86-755) 8307 1443, or email: CN.Doccheck@sgs.com

NO.588 West Jindu Road,Songjiang District,Shanghai,China 201612 t(86-21) 61915666 f(86-21)61915678 www.sgsgroup.com.cn
中国・上海・松江区金都西路588号 邮编: 201612 t(86-21) 61915666 f(86-21)61915678 e sgs.china@sgs.com

Revision Record			
Version	**Description**	**Date**	**Remark**
00	Original	2021-11-24	/

Authorized for issue by:				
		Bill Wu **Bill Wu / Project Engineer**		
		Parlam zhan **Parlam /Reviewer**		

2 Contents

Page

1 COVER PAGE 1

2 CONTENTS 3

3 GENERAL INFORMATION 4

3.1 DETAILS OF E.U.T. 4
3.2 DESCRIPTION OF SUPPORT UNITS 4
3.3 TEST LOCATION 4
3.4 TEST FACILITY 5
3.5 DEVIATION FROM STANDARDS 5
3.6 ABNORMALITIES FROM STANDARD CONDITIONS 5

4 EQUIPMENTS USED DURING TEST 5

5 TEST RESULTS 6

5.1 RF EXPOSURE TEST 6
E.U.T. Operation 6
Operating Environment: 6
EUT Operation: 6
Measurement Data: 7

6 PHOTOGRAPHS 8

6.1 TEST PHOTOS 8

3 General Information

3.1 Details of E.U.T.

Power supply:	AC 120V-240V~50/60Hz
Test voltage:	AC 120V/60Hz
Operation frequency:	125 kHz
Wireless output power:	120W(Max)
Antenna type:	Inductive Loop Coil Antenna
Modulation Type:	Load Modulation

3.2 Description of Support Units

Description	Manufacturer	Model No.	Serial No.
iReceptal Digital Surgical Suction System-Rover	Amsino	iRR301	/

3.3 Test Location

All tests were performed at:

SGS-CSTC Standards Technical Services Co., Ltd. Shanghai Branch

588 West Jindu Road, Xinqiao, Songjiang, 201612 Shanghai, China

Tel: +86 21 6191 5666 Fax: +86 21 6191 5678

No tests were sub-contracted.

3.4 Test Facility

The test facility is recognized, certified, or accredited by the following organizations:

- **CNAS (No. CNAS L0599)**

CNAS has accredited SGS-CSTC Standards Technical Services (Shanghai) Co., Ltd. to ISO/IEC 17025:2017 General Requirements for the Competence of Testing and Calibration Laboratories (CNAS-CL01 Accreditation Criteria for the Competence of Testing and Calibration Laboratories) for the competence in the field of testing.

- **A2LA (Certificate No. 6332.01)**

SGS-CSTC Standards Technical Services (Shanghai) Co., Ltd. is accredited by the American Association for Laboratory Accreditation(A2LA).

- **FCC (Designation Number: CN1301)**

SGS-CSTC Standards Technical Services (Shanghai) Co., Ltd. has been recognized as an accredited testing laboratory.

- **ISED (CAB Identifier: CN0020)**

SGS-CSTC Standards Technical Services (Shanghai) Co., Ltd. EMC Laboratory has been recognized by Innovation, Science and Economic Development Canada (ISED) as an accredited testing laboratory. Company Number: 8617A

- **VCCI (Member No.: 3061)**

The 3m Semi-anechoic chamber and Shielded Room of SGS-CSTC Standards Technical Services (Shanghai) Co., Ltd. has been registered in accordance with the Regulations for Voluntary Control Measures with Registration No.: R-13868, C-14336, T-12221, G-10830 respectively.

3.5 Deviation from Standards

None.

3.6 Abnormalities from Standard Conditions

None.

4 Equipments Used during Test

Item	Test Equipment	Manufacturer	Model No.	Inventory No.	Cal Date (yyyy-mm-dd)	Cal. Due date (yyyy-mm-dd)
1	3m Semi-Anechoic Chamber	ST	N/A	SHEM078-2	2020-05-25	2023-05-24
2	Electric and Magnetic Field Analyzer	Narda	EHP-200AC	EMC092	2021-08-04	2022-08-03
3	Test Software	Narda	EHP-200TS	N/A	N/A	N/A

5 Test Results

5.1 RF Exposure test

Test Requirement: 47 CFR PART 1, Subpart I, Section 1.1310

Tracking number:

Measurement Distance: 15 cm for surrounding the device and 20 cm for above the top surface.

Limit:

Frequency range (MHz)	Electric field strength (V/m)	Magnetic field strength (A/m)	Power density (mW/cm^2)	Averaging time (minutes)
(A) Limits for Occupational/Controlled Exposures				
0.3-3.0	614	1.63	*(100)	6
3.0-30	1842/f	4.89/f	*(900/f^2)	6
30-300	61.4	0.163	1.0	6
300-1500	/	/	f/300	6
1500-100,000	/	/	5	6
(B) Limits for General Population/Uncontrolled Exposure				
0.3-1.34	614	1.63	*(100)	30
1.34-30	824/f	2.19/f	*(180/f^2)	30
30-300	27.5	0.073	0.2	30
300-1500	/	/	f/1500	30
1500-100,000	/	/	1.0	30
F=frequency in MHz *=Plane-wave equivalent power density RF exposure compliance will need to be determined with respect to 1.1307(c) and (d) of the FCC rules. The emissions should be within the limits at 300kHz in Table 1 of 1.1310(use the 300kHz limits for 125kHz:614V/m,1.63A/m).				

E.U.T. Operation

Operating Environment:

Temperature: 24.0 °C Humidity: 52 % RH Atmospheric Pressure: 1015 mbar

EUT Operation:

Keep the iReceptal Digital Surgical Suction System-Docking Station power supply for iReceptal Digital Surgical Suction System-Rover via WPT function.

Measurement Data:

Electric Field Emissions

Test Position	Operating Frequency	Test Distance (cm)	Probe Measure Result (V/m)			Limit (V/m)	50% Limit (V/m)
			Full Load	Half Load	Empty Load		
Side 1	125KHz	15	8.68	7.94	7.88	614	307
Side 2	125KHz	15	12.54	10.98	10.94	614	307
Side 3	125KHz	15	13.14	11.74	11.22	614	307
Side 4	125KHz	15	12.65	10.89	11.04	614	307
Bottom	125KHz	15	22.32	19.89	18.87	614	307
Top	125KHz	20	2.24	2.45	2.32	614	307

Magnetic Field Emissions

Test Position	Operating Frequency	Test Distance (cm)	Probe Measure Result (A/m)			Limit (A/m)	50% Limit (A/m)
			Full Load	Half Load	Empty Load		
Side 1	125KHz	15	0.1876	0.1784	0.1784	1.63	0.815
Side 2	125KHz	15	0.3014	0.2986	0.2328	1.63	0.815
Side 3	125KHz	15	0.2843	0.2764	0.2694	1.63	0.815
Side 4	125KHz	15	0.2824	0.2654	0.2589	1.63	0.815
Bottom	125KHz	15	0.4274	0.4014	0.4014	1.63	0.815
Top	125KHz	20	0.0896	0.0789	0.0824	1.63	0.815

6 Photographs

6.1 Test photos

Side 1

Side 2



Side 3



Side 4



- End of the Report -