Appendix C

RF Test Data for 2.4G WIFI (Conducted Measurement)

Product Name: TABLET

Test Model: TBA

Environmental Conditions

Temperature:	25° C
Relative Humidity:	50%
ATM Pressure:	100.0 kPa
Test Engineer:	Ling Zhu
Supervised by:	Li Huan

C.1 6dB Bandwidth

Test Result

TestMode	Antenna	Channel	DTS BW [MHz]	FL[MHz]	FH[MHz]	Limit[MHz]	Verdict
11B	Ant1	2412	10.120	2406.960	2417.080	0.5	PASS
		2437	10.160	2431.920	2442.080	0.5	PASS
		2462	10.160	2456.920	2467.080	0.5	PASS
11G	Ant1	2412	15.840	2404.040	2419.880	0.5	PASS
		2437	15.800	2429.080	2444.880	0.5	PASS
		2462	15.800	2454.120	2469.920	0.5	PASS
11N20SISO	Ant1	2412	16.600	2403.840	2420.440	0.5	PASS
		2437	16.960	2428.600	2445.560	0.5	PASS
		2462	17.600	2453.200	2470.800	0.5	PASS
11N40SISO	Ant1	2422	35.280	2404.400	2439.680	0.5	PASS
		2437	35.200	2419.400	2454.600	0.5	PASS
		2452	33.600	2434.400	2468.000	0.5	PASS

Test Graphs

11B_Ant1_2412

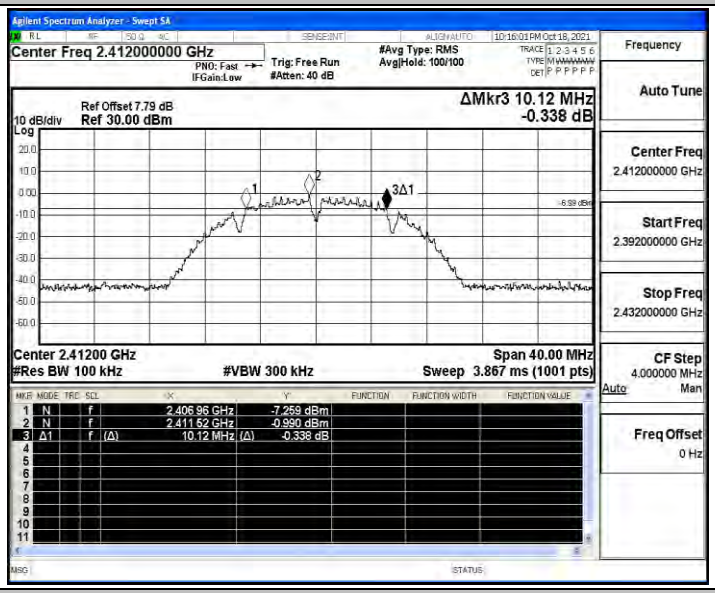

11B_Ant1_2437

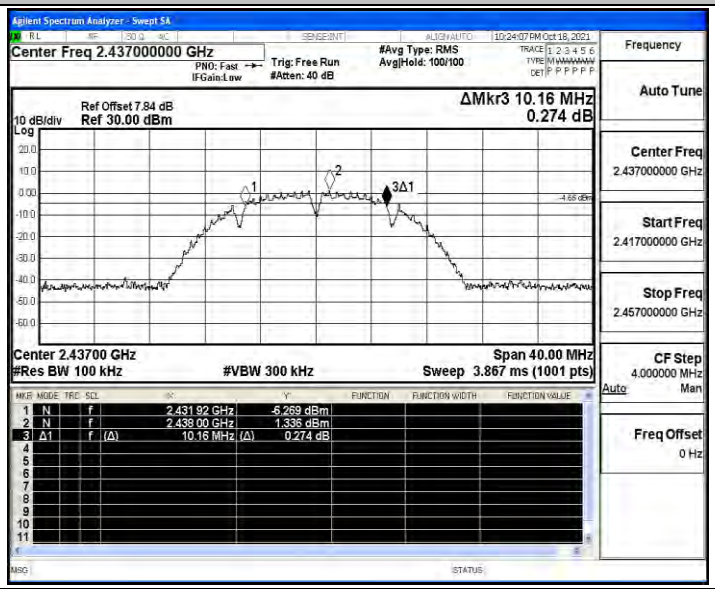

11B_Ant1_2462

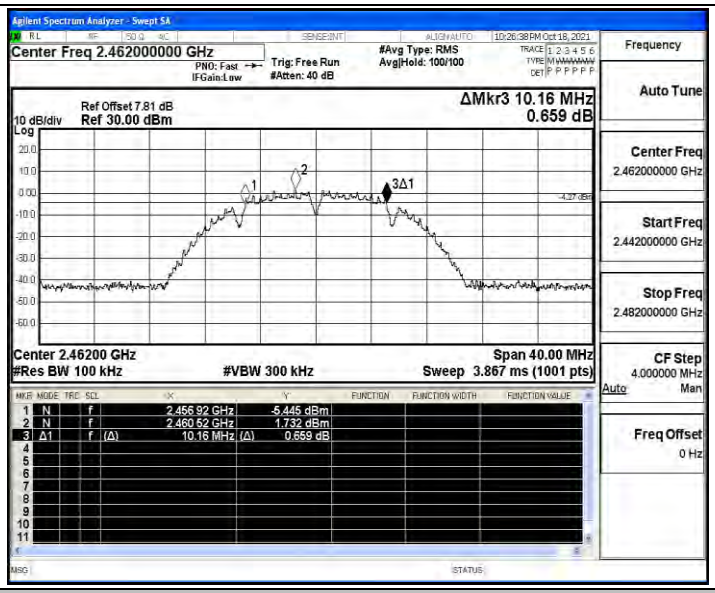

11G_Ant1_2412

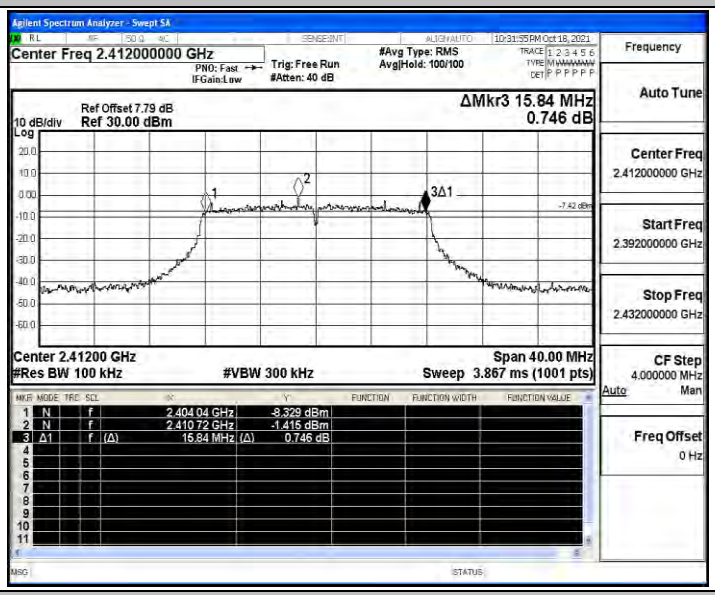

11G_Ant1_2437

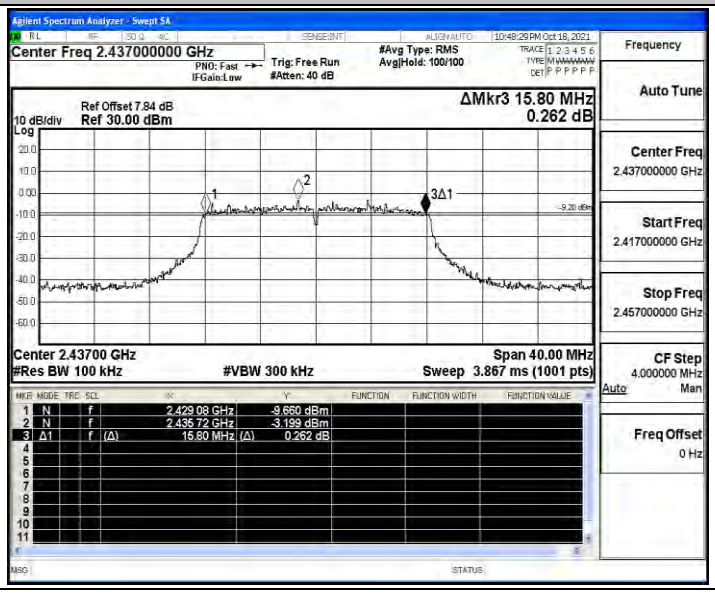

11G_Ant1_2462

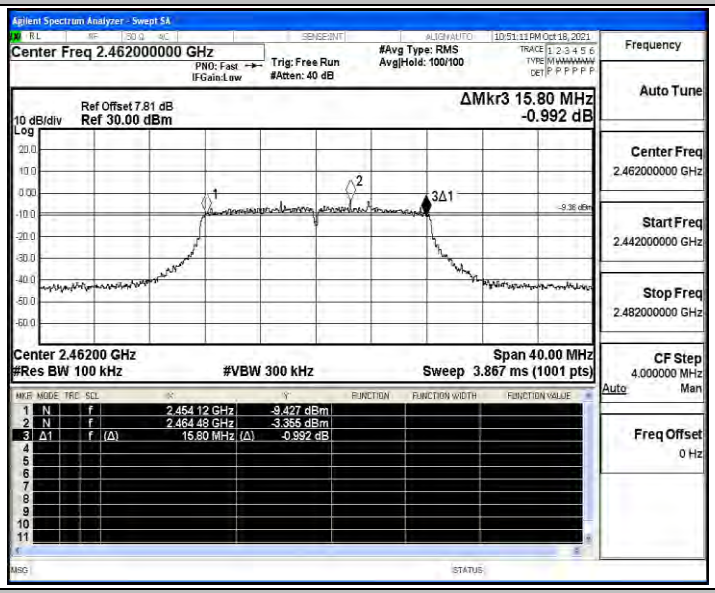

11N20SISO_Ant1_2412

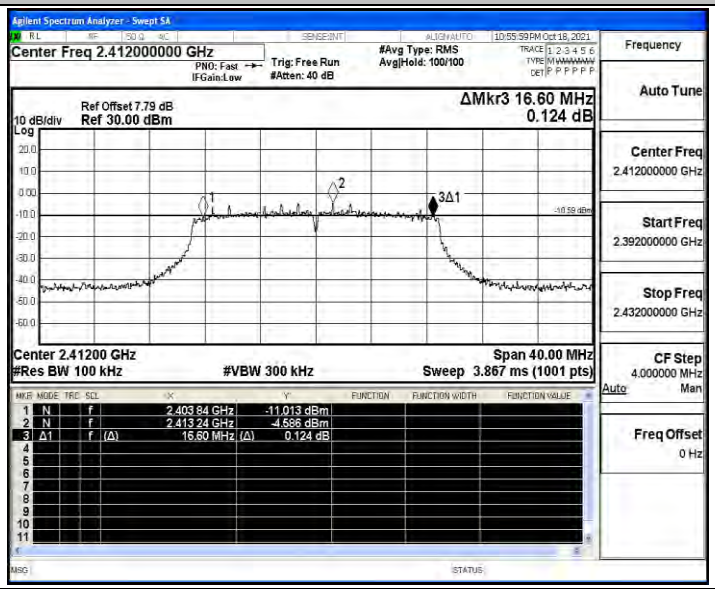

11N20SISO_Ant1_2437

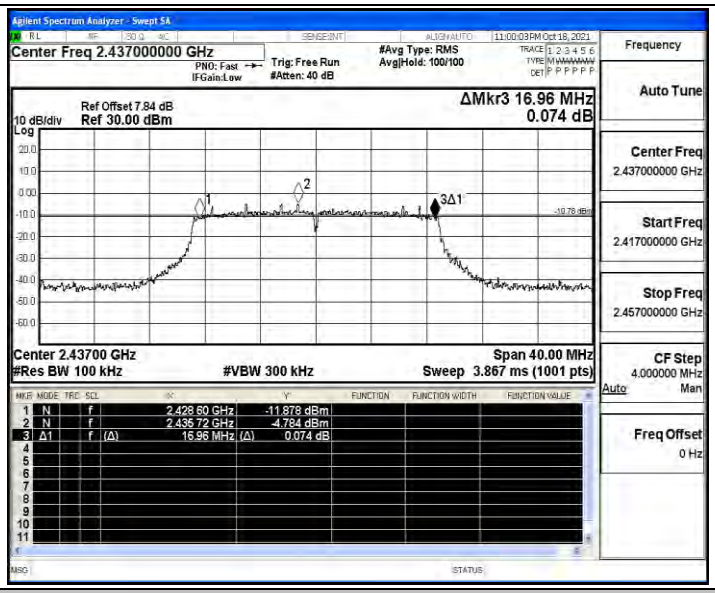

11N20SISO_Ant1_2462

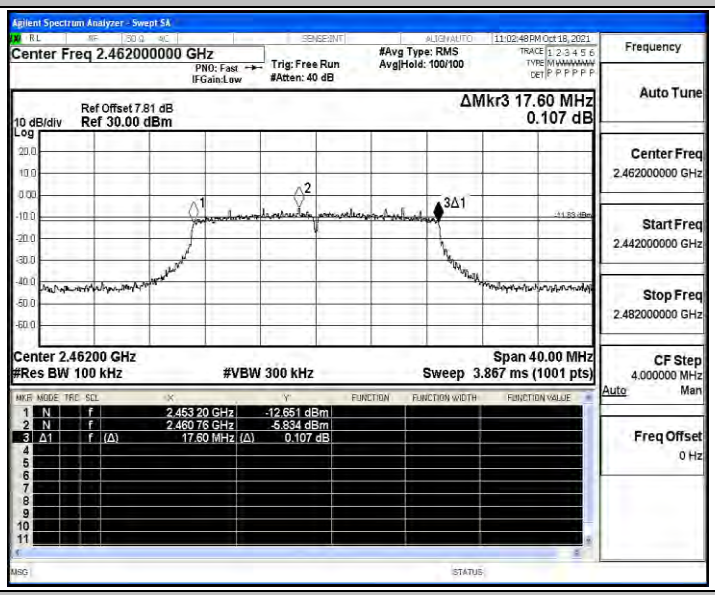

11N40SISO_Ant1_2422

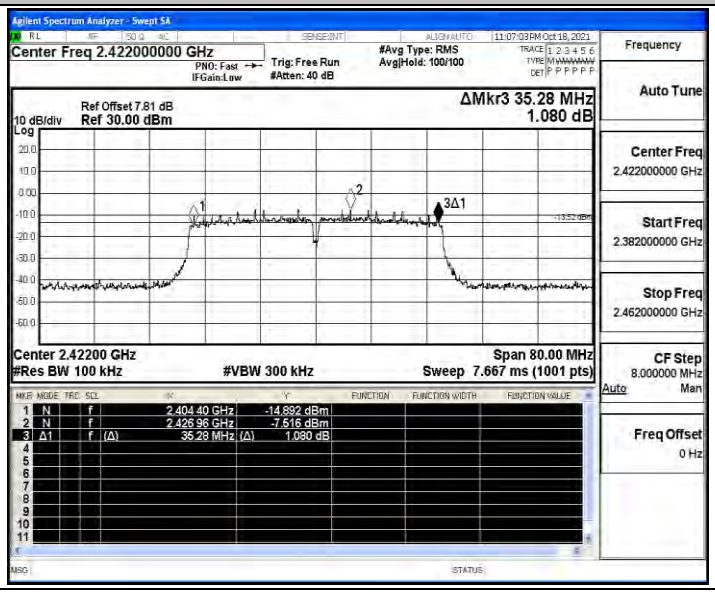

11N40SISO_Ant1_2437

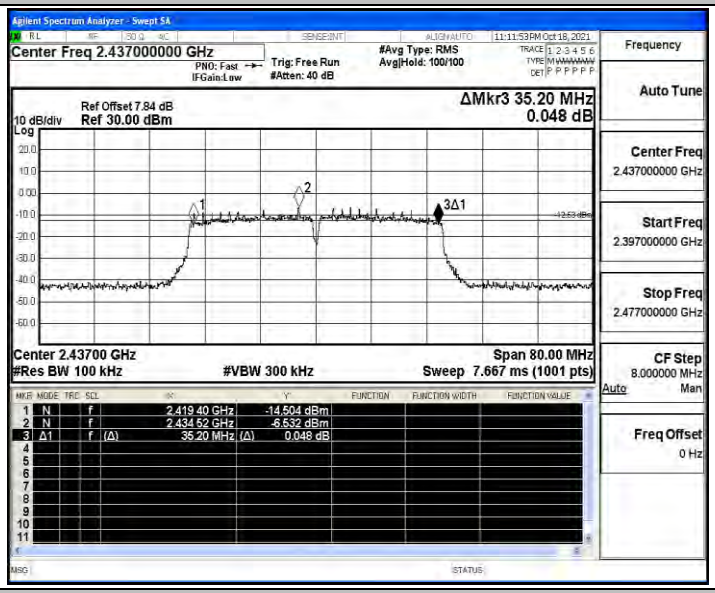

11N40SISO_Ant1_2452

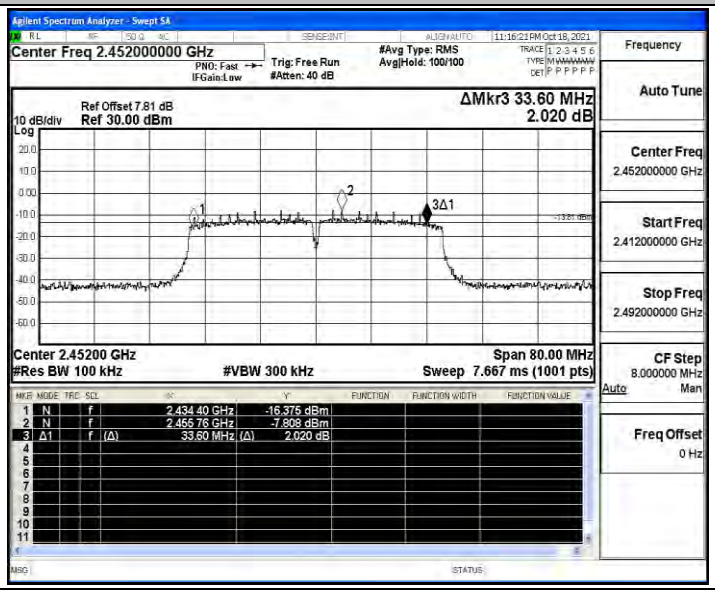

C.2 Maximum conducted output power

Test Result

TestMode	Antenna	Channel	Result[dBm]	Limit[dBm]	Verdict
11B	Ant1	2412	14.23	≤30	PASS
		2437	14.17	≤30	PASS
		2462	14.16	≤30	PASS
11G	Ant1	2412	**15.55**	≤30	PASS
		2437	15.15	≤30	PASS
		2462	14.94	≤30	PASS
11N20SISO	Ant1	2412	13.40	≤30	PASS
		2437	13.77	≤30	PASS
		2462	13.29	≤30	PASS
11N40SISO	Ant1	2422	13.20	≤30	PASS
		2437	13.11	≤30	PASS
		2452	12.67	≤30	PASS

C.3 Maximum power spectral density

Test Result

TestMode	Antenna	Channel	Result[dBm/3kHz]	Limit[dBm/3kHz]	Verdict
11B	Ant1	2412	-11.83	≤8	PASS
		2437	-12.25	≤8	PASS
		2462	-11.39	≤8	PASS
11G	Ant1	2412	-17.5	≤8	PASS
		2437	-17.37	≤8	PASS
		2462	-17.56	≤8	PASS
11N20SISO	Ant1	2412	-18.65	≤8	PASS
		2437	-18.56	≤8	PASS
		2462	-18.67	≤8	PASS
11N40SISO	Ant1	2422	-21.29	≤8	PASS
		2437	-21.31	≤8	PASS
		2452	-21.57	≤8	PASS

Test Graphs

11B_Ant1_2412

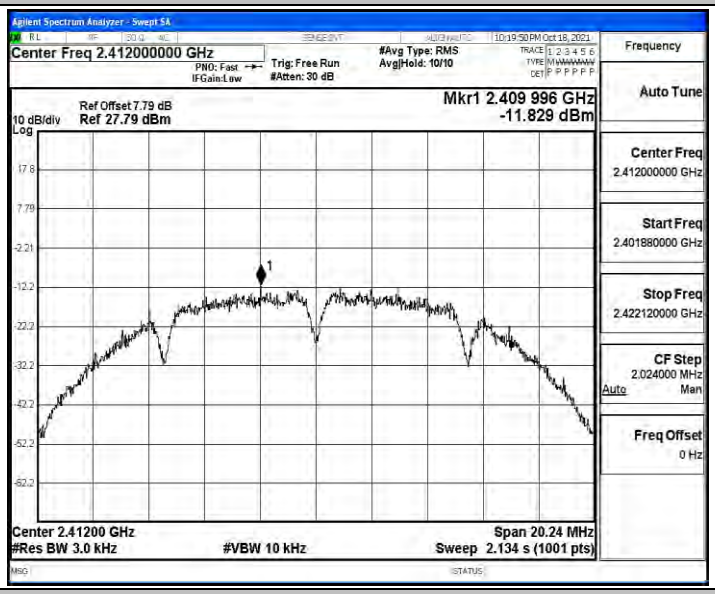

11B_Ant1_2437

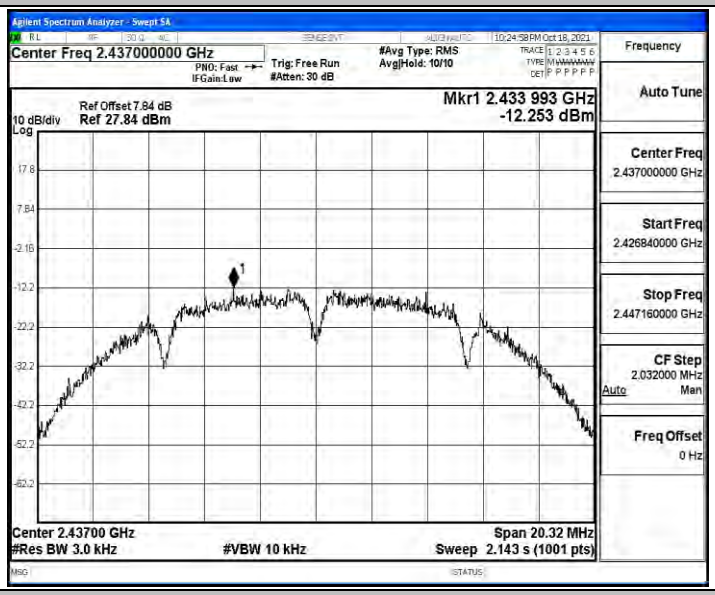

11B_Ant1_2462

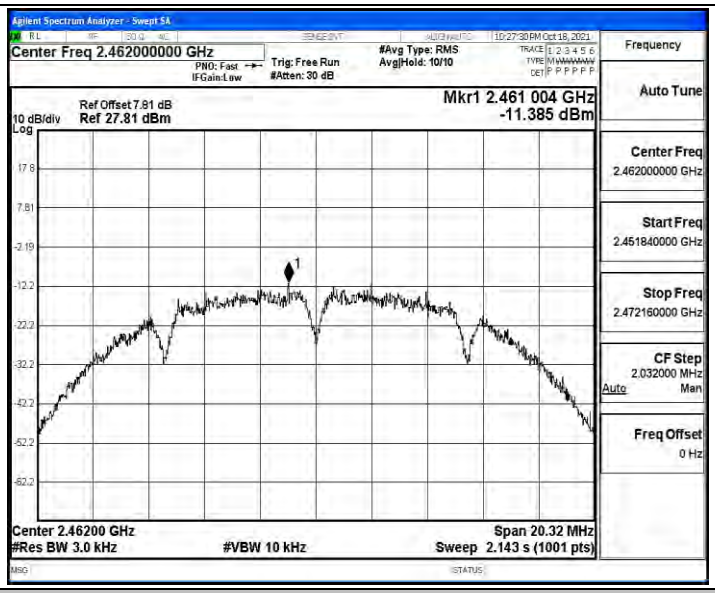

11G_Ant1_2412

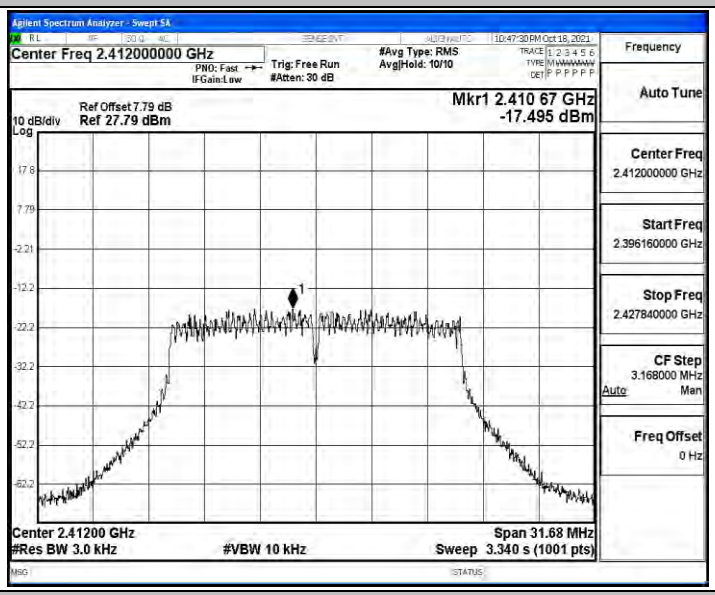

11G_Ant1_2437

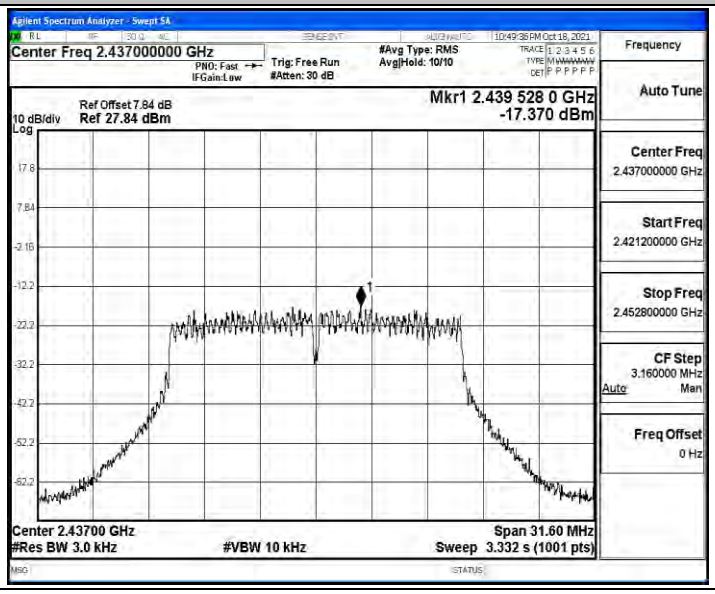

11G_Ant1_2462

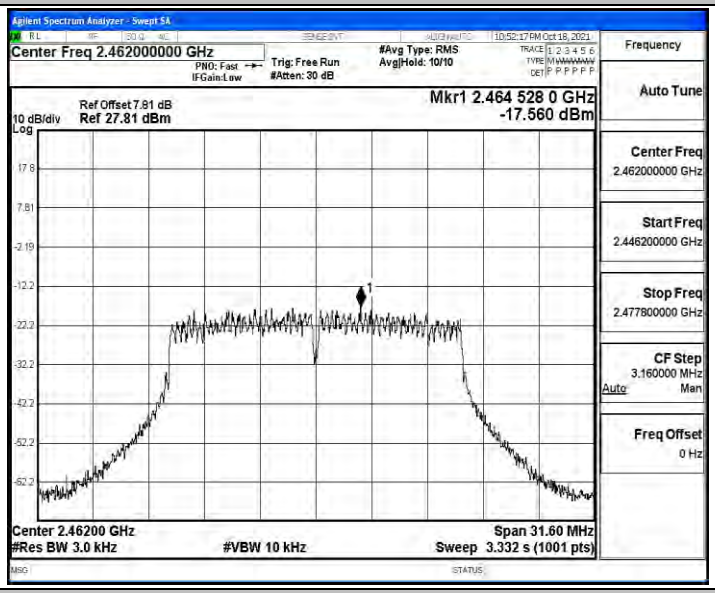

11N20SISO_Ant1_2412

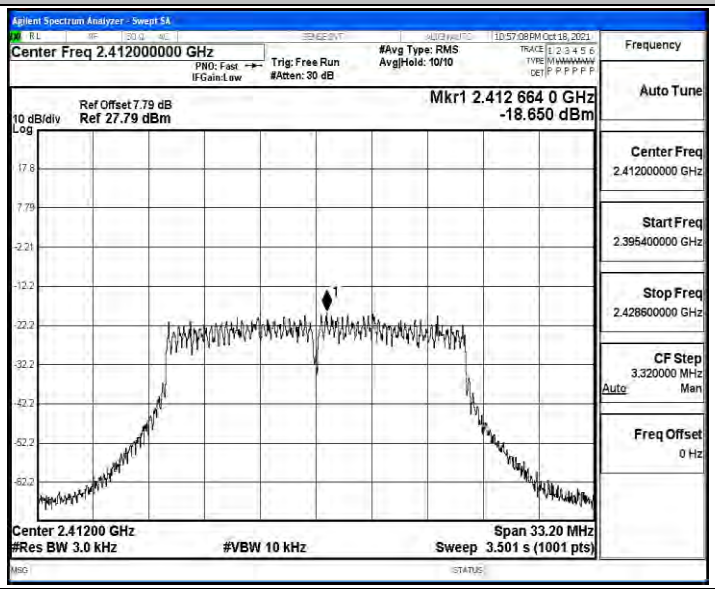

11N20SISO_Ant1_2437

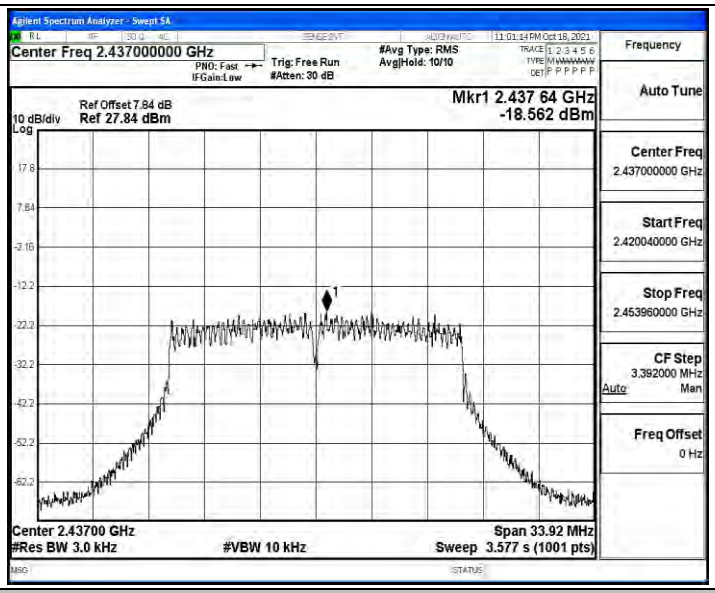

11N20SISO_Ant1_2462

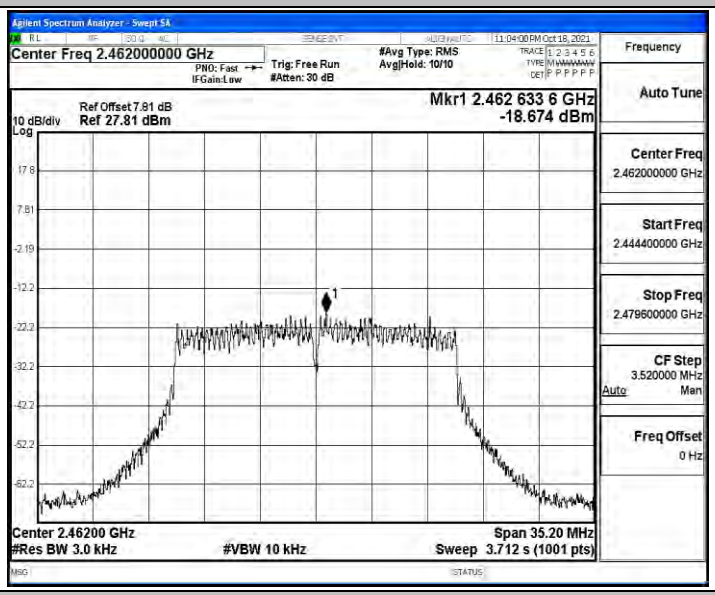

11N40SISO_Ant1_2422

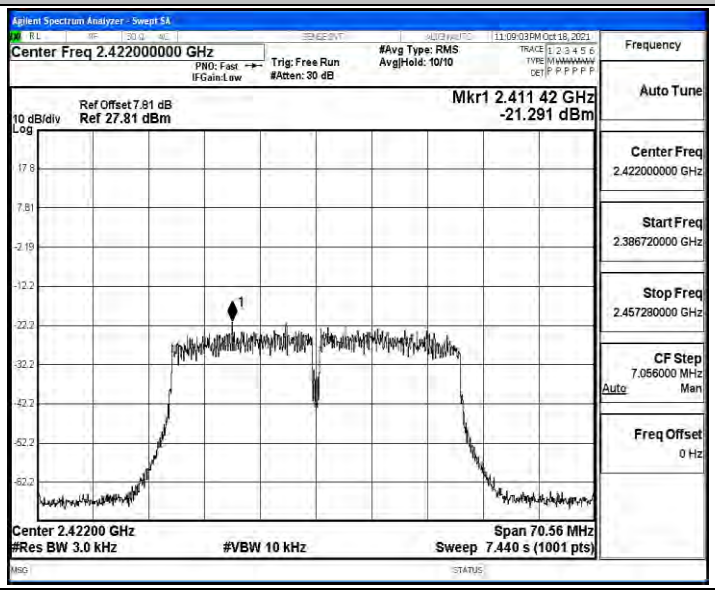

11N40SISO_Ant1_2437

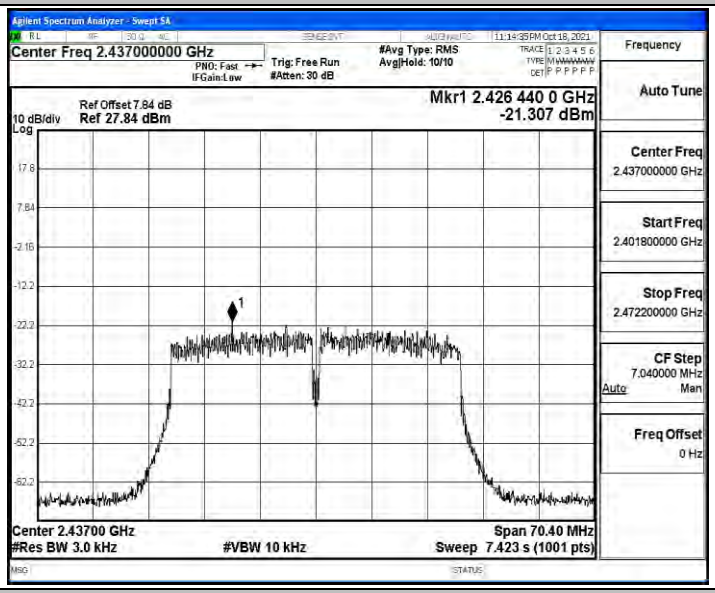

11N40SISO_Ant1_2452

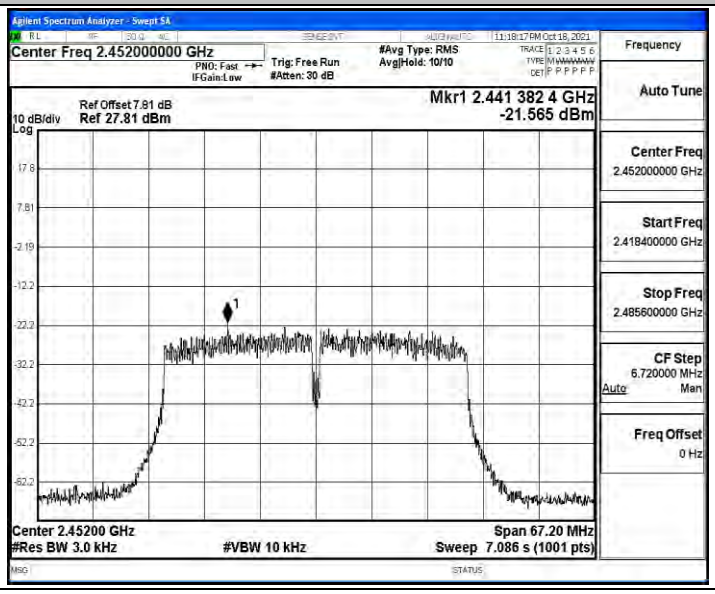

C.4 Band edge measurements

Test Result

TestMode	Antenna	ChName	Channel	RefLevel[dBm]	Result[dBm]	Limit[dBm]	Verdict
11B	Ant1	Low	2412	-1.31	-47.17	≤-21.31	PASS
		High	2462	1.84	-48.48	≤-18.16	PASS
11G	Ant1	Low	2412	-1.31	-40.25	≤-21.31	PASS
		High	2462	-3.29	-47.84	≤-23.29	PASS
11N20SISO	Ant1	Low	2412	-4.43	-41.37	≤-24.43	PASS
		High	2462	-4.13	-48.91	≤-24.13	PASS
11N40SISO	Ant1	Low	2422	-7.41	-46.89	≤-27.41	PASS
		High	2452	-7.94	-49.1	≤-27.94	PASS

Test Graphs

11B_Ant1_Low_2412

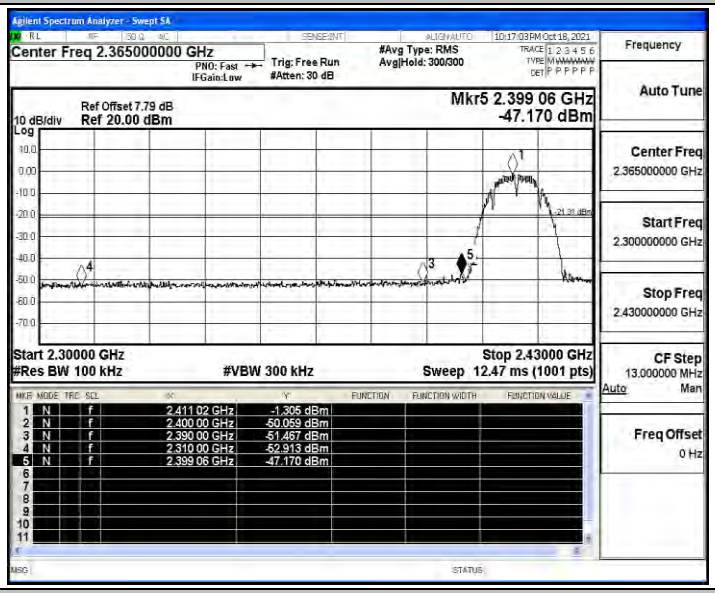

11B_Ant1_High_2462

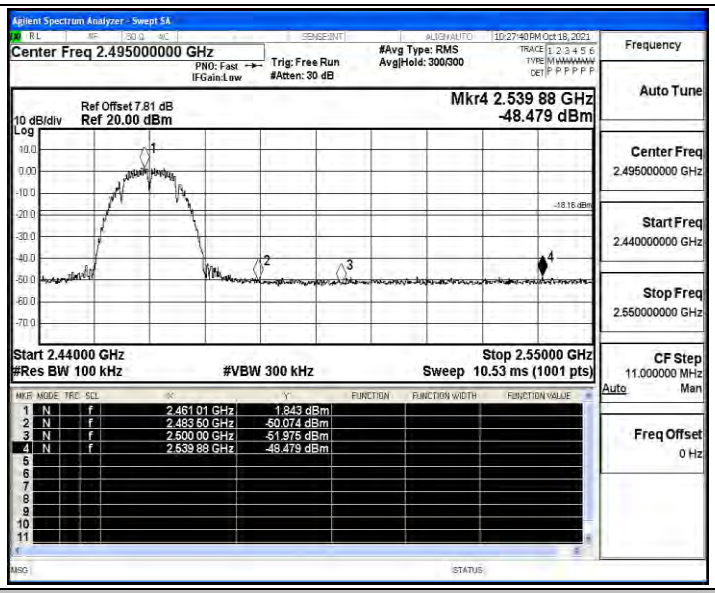

11G_Ant1_Low_2412

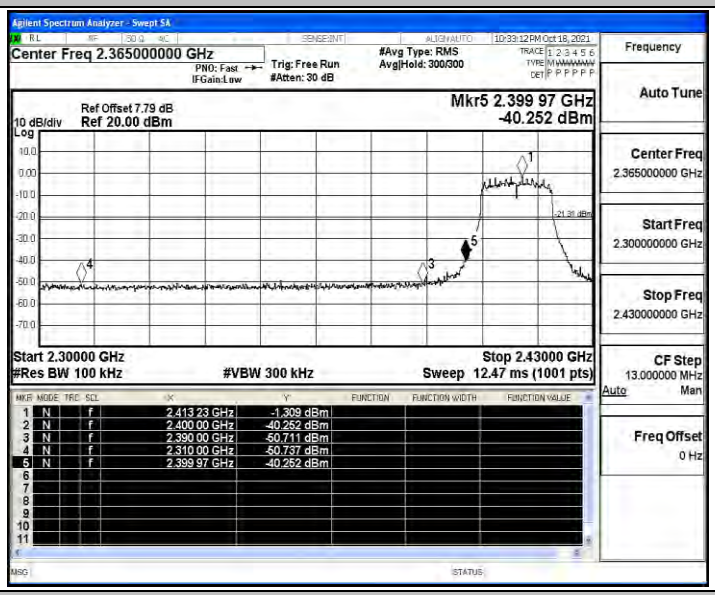

11G_Ant1_High_2462

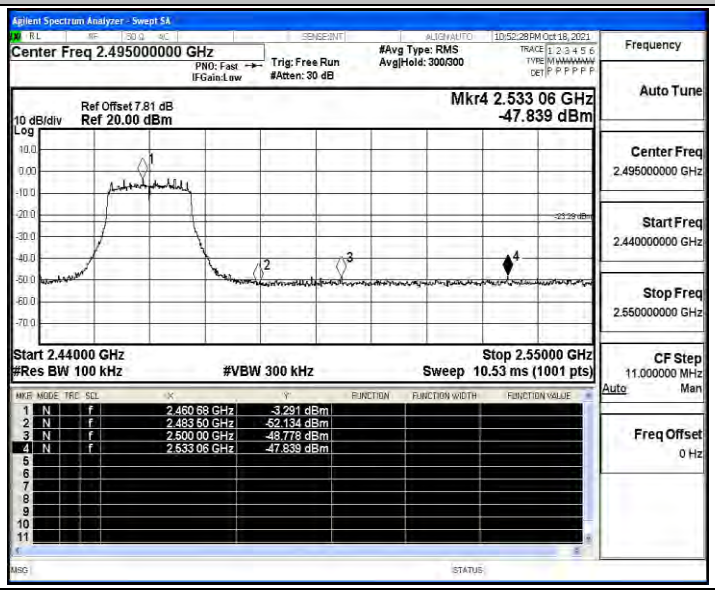

11N20SISO_Ant1_Low_2412

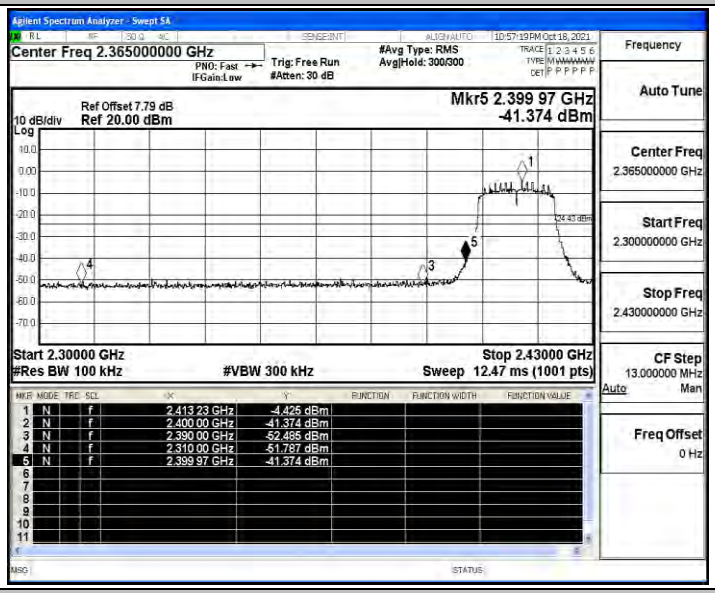

11N20SISO_Ant1_High_2462

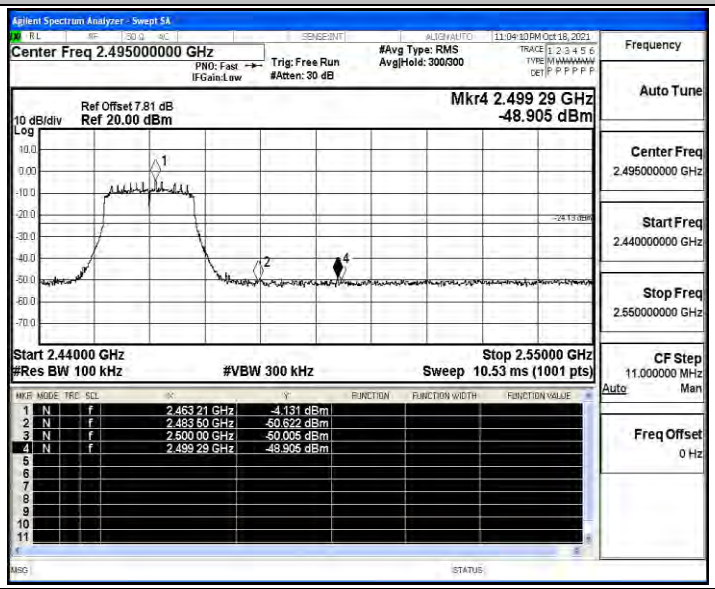

11N40SISO_Ant1_Low_2422

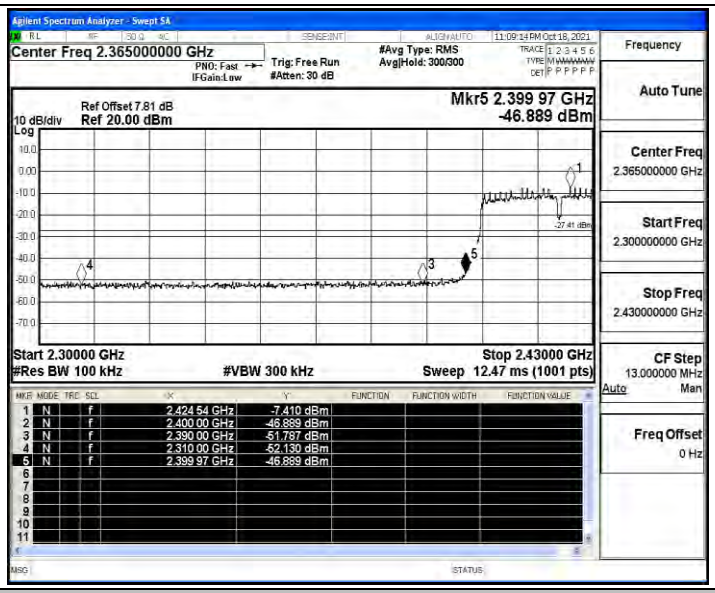

11N40SISO_Ant1_High_2452

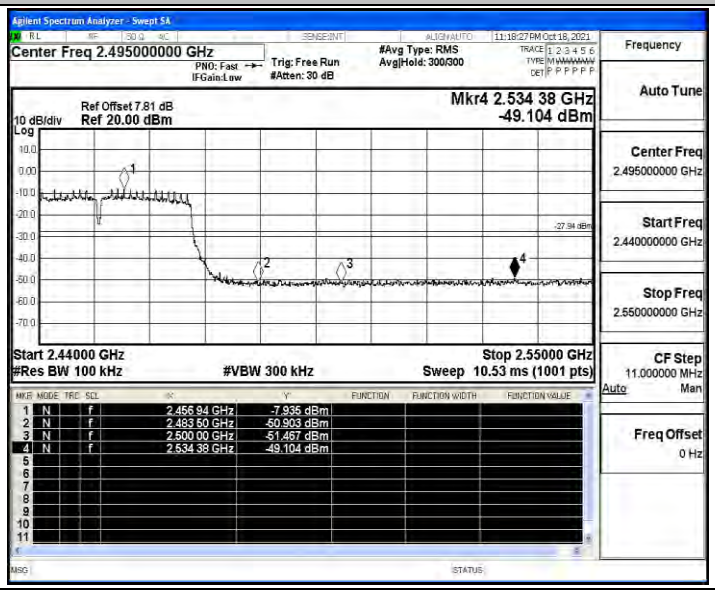

C.5 Conducted Spurious Emission

Test Result

TestMode	Antenna	Channel	FreqRange [Mhz]	RefLevel [dBm]	Result [dBm]	Limit [dBm]	Verdict
11B	Ant1	2412	Reference	1.28	1.28	---	PASS
			30~1000	1.28	-34.42	≤-18.72	PASS
			1000~26500	1.28	-47.39	≤-18.72	PASS
		2437	Reference	1.44	1.44	---	PASS
			30~1000	1.44	-34.41	≤-18.56	PASS
			1000~26500	1.44	-47.39	≤-18.56	PASS
		2462	Reference	1.65	1.65	---	PASS
			30~1000	1.65	-34.66	≤-18.35	PASS
			1000~26500	1.65	-48.06	≤-18.35	PASS
11G	Ant1	2412	Reference	-1.83	-1.83	---	PASS
			30~1000	-1.83	-34.49	≤-21.83	PASS
			1000~26500	-1.83	-47.96	≤-21.83	PASS
		2437	Reference	-4.35	-4.35	---	PASS
			30~1000	-4.35	-34.48	≤-24.35	PASS
			1000~26500	-4.35	-47.99	≤-24.35	PASS
		2462	Reference	-3.13	-3.13	---	PASS
			30~1000	-3.13	-34.78	≤-23.13	PASS
			1000~26500	-3.13	-47.03	≤-23.13	PASS
11N20SISO	Ant1	2412	Reference	-5.53	-5.53	---	PASS
			30~1000	-5.53	-34.35	≤-25.53	PASS
			1000~26500	-5.53	-47.45	≤-25.53	PASS
		2437	Reference	-4.38	-4.38	---	PASS
			30~1000	-4.38	-34.24	≤-24.38	PASS
			1000~26500	-4.38	-48	≤-24.38	PASS
		2462	Reference	-4.69	-4.69	---	PASS
			30~1000	-4.69	-34.48	≤-24.69	PASS
			1000~26500	-4.69	-46.4	≤-24.69	PASS
11N40SISO	Ant1	2422	Reference	-7.75	-7.75	---	PASS
			30~1000	-7.75	-34.75	≤-27.75	PASS
			1000~26500	-7.75	-47.4	≤-27.75	PASS
		2437	Reference	-7.87	-7.87	---	PASS
			30~1000	-7.87	-34.28	≤-27.87	PASS
			1000~26500	-7.87	-47.76	≤-27.87	PASS
		2452	Reference	-8.77	-8.77	---	PASS
			30~1000	-8.77	-34.44	≤-28.77	PASS
			1000~26500	-8.77	-46.81	≤-28.77	PASS

Test Graphs

11B_Ant1_2412_0~Reference

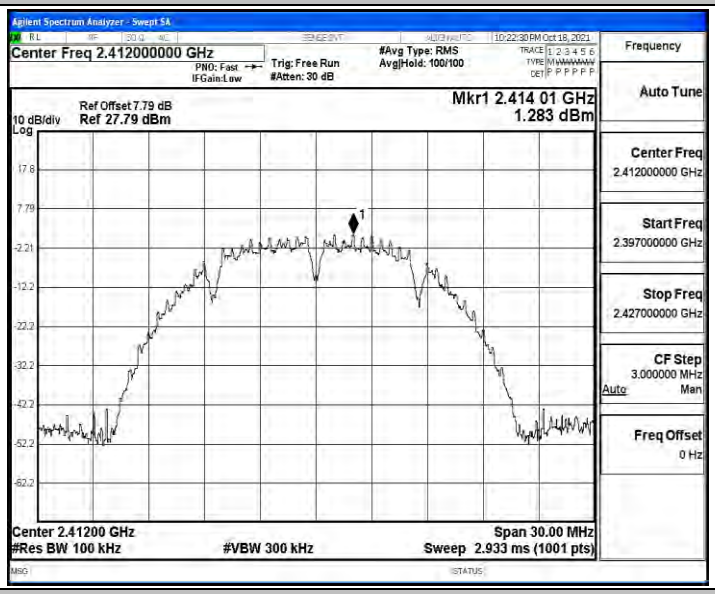

11B_Ant1_2412_30~1000

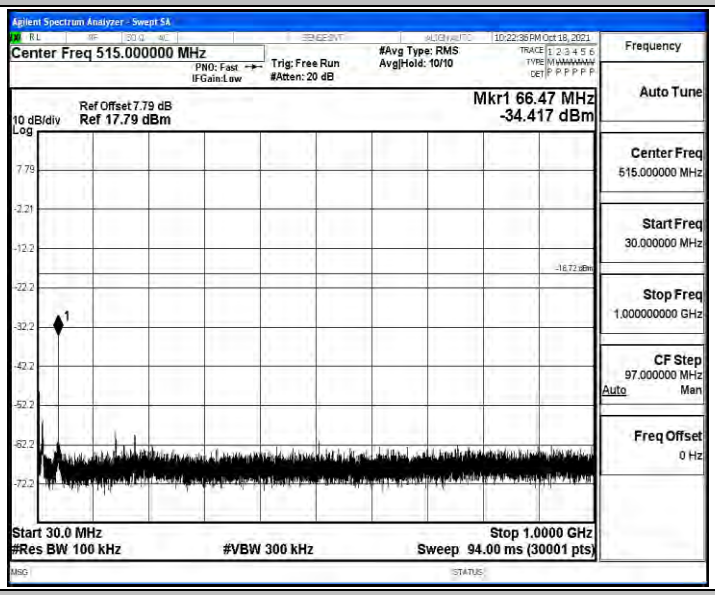

11B_Ant1_2412_1000~26500

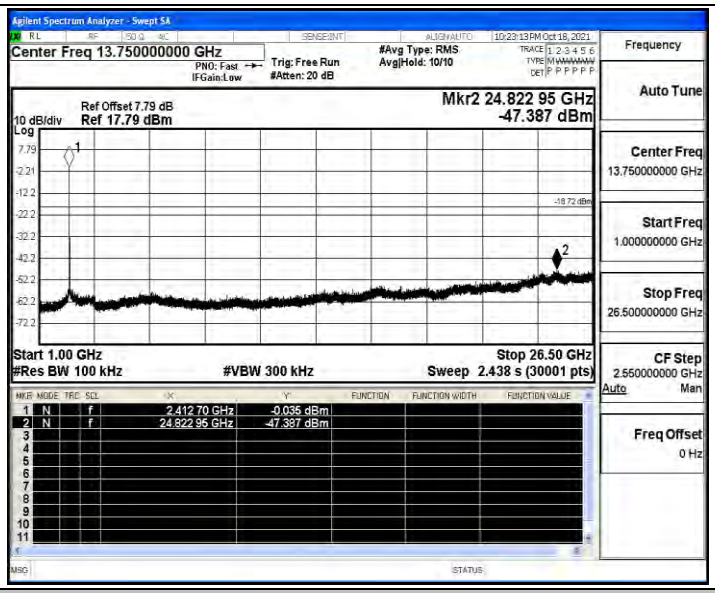

11B_Ant1_2437_0~Reference

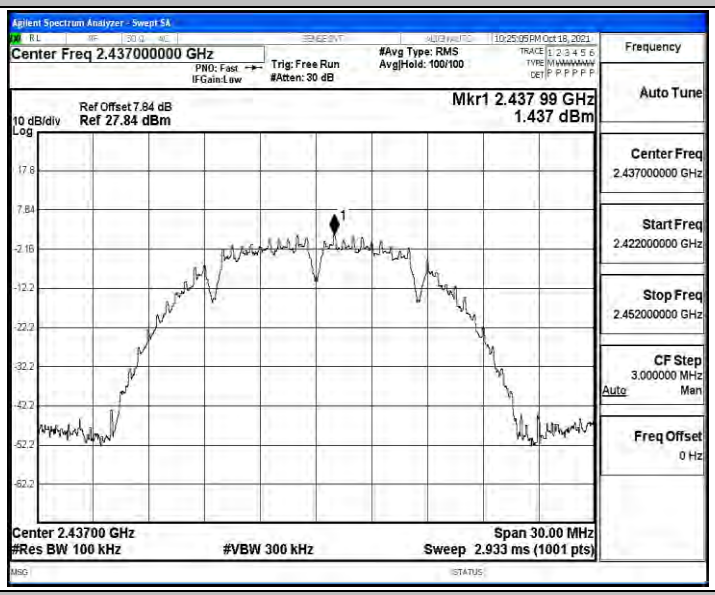

11B_Ant1_2437_30~1000

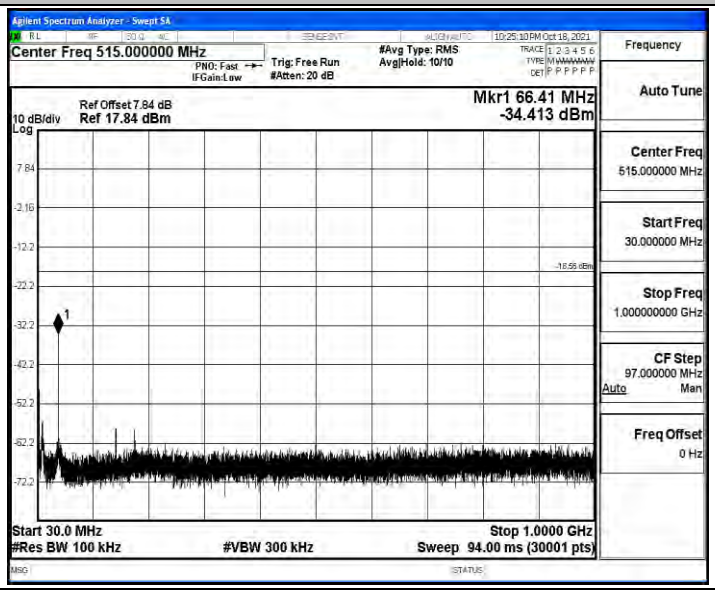

11B_Ant1_2437_1000~26500

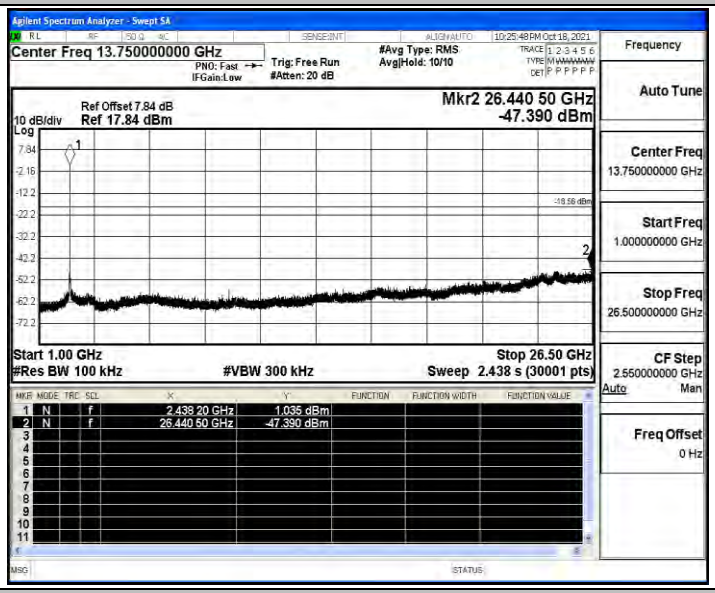

11B_Ant1_2462_0~Reference

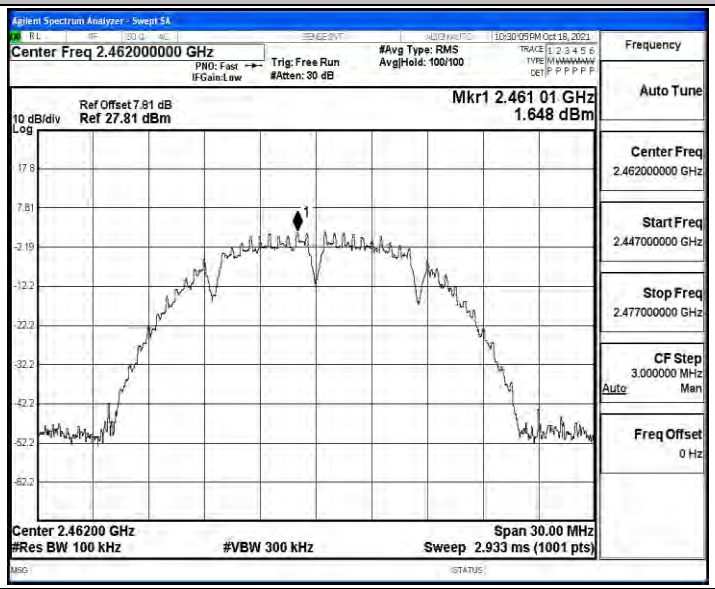

11B_Ant1_2462_30~1000

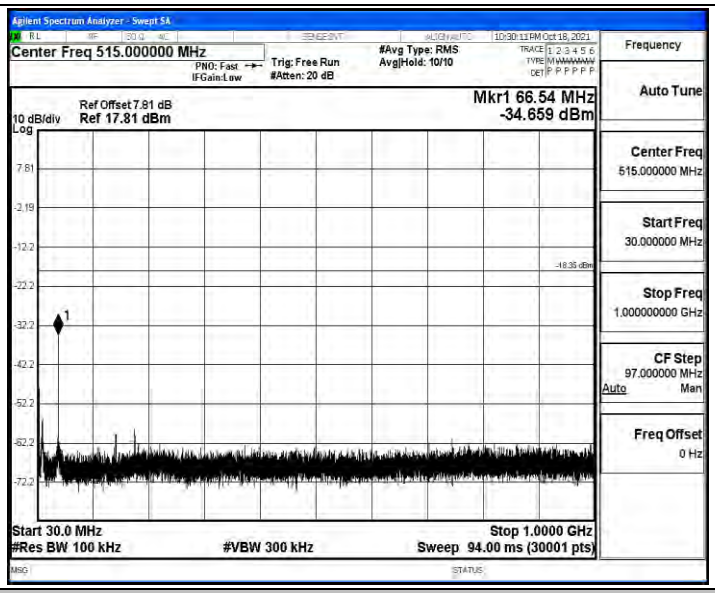

11B_Ant1_2462_1000~26500

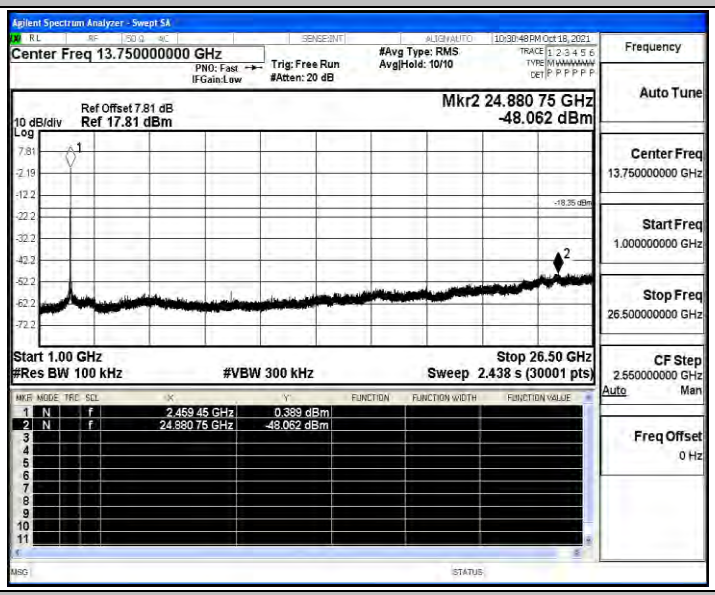

11G_Ant1_2412_0~Reference

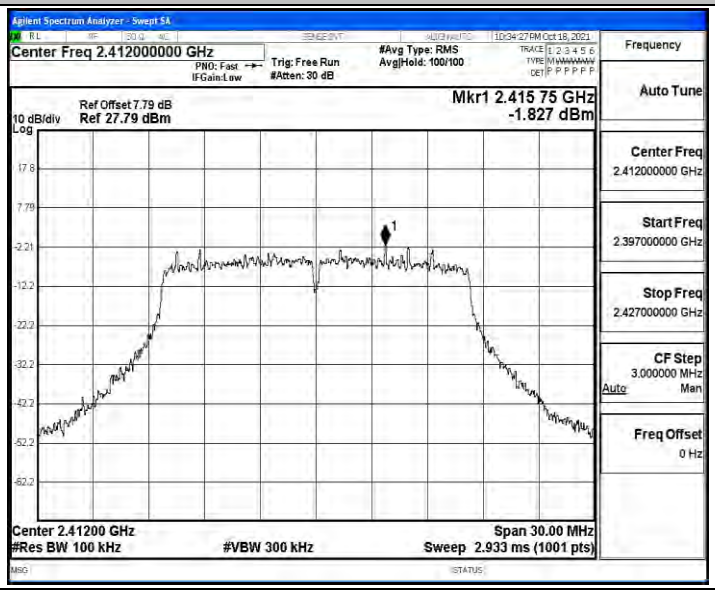

11G_Ant1_2412_30~1000

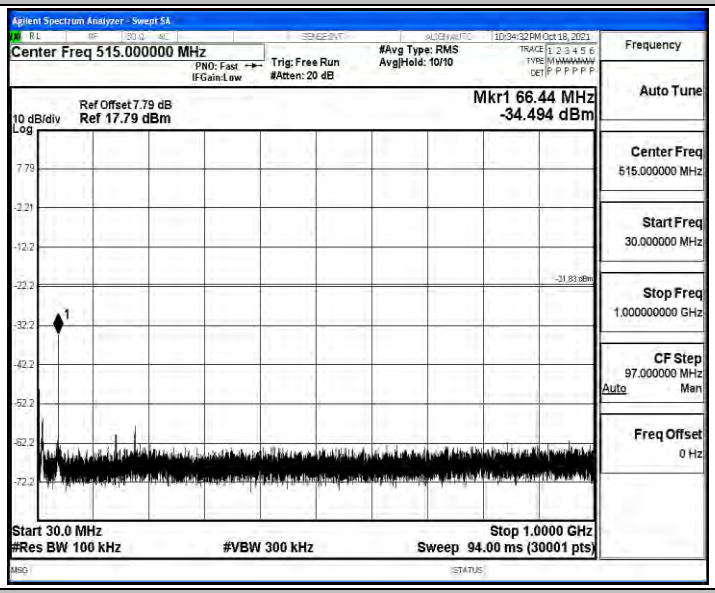

11G_Ant1_2412_1000~26500

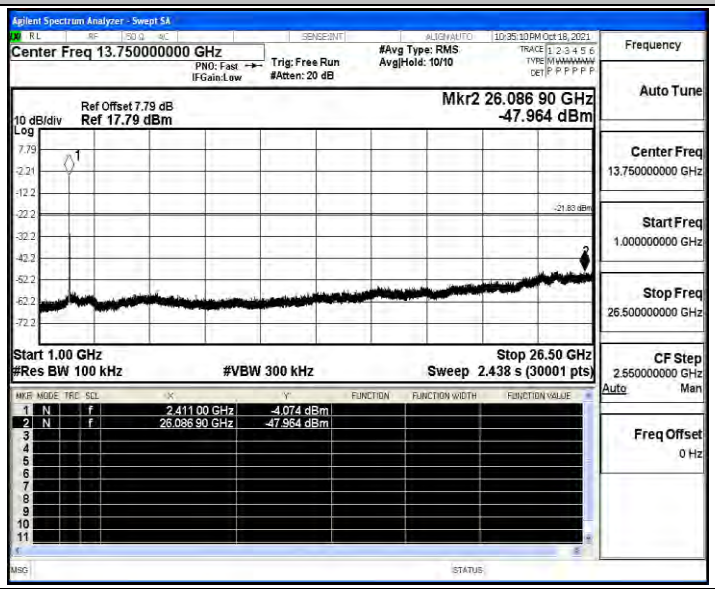

11G_Ant1_2437_0~Reference

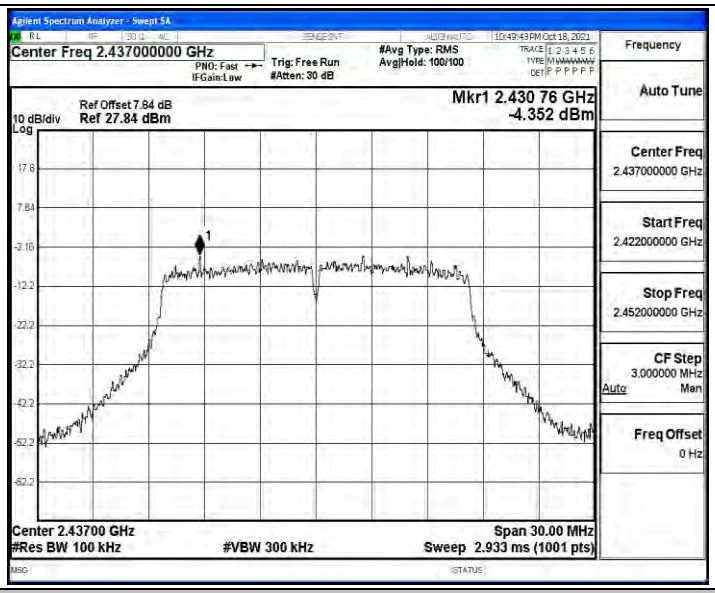

11G_Ant1_2437_30~1000

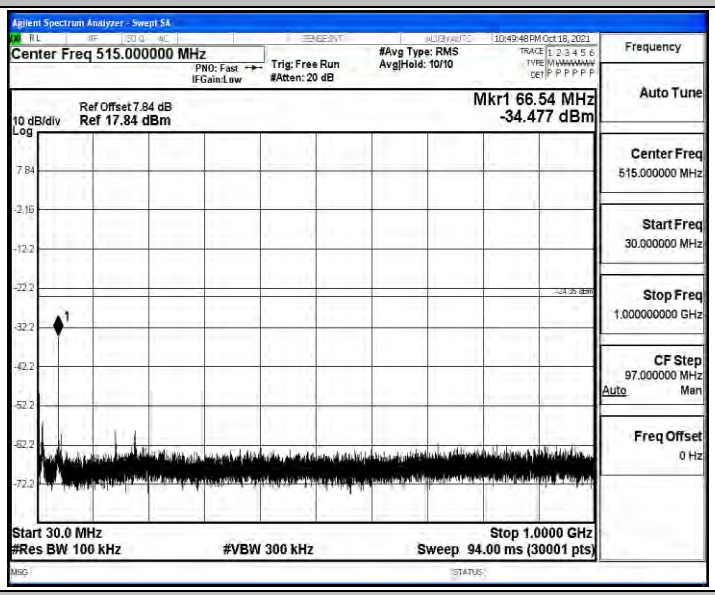

11G_Ant1_2437_1000~26500

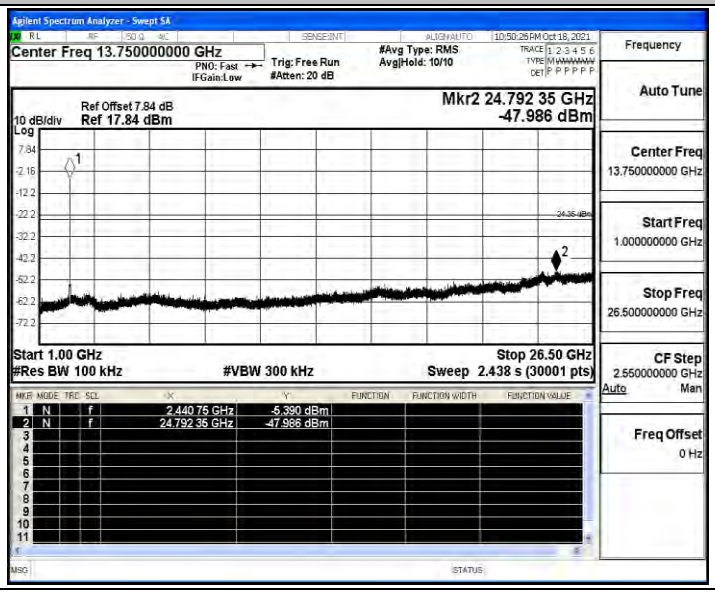

11G_Ant1_2462_0~Reference

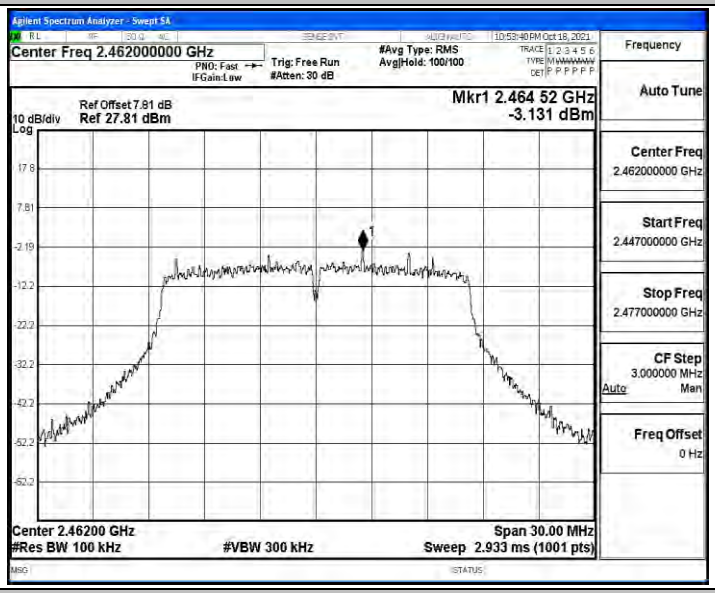

11G_Ant1_2462_30~1000

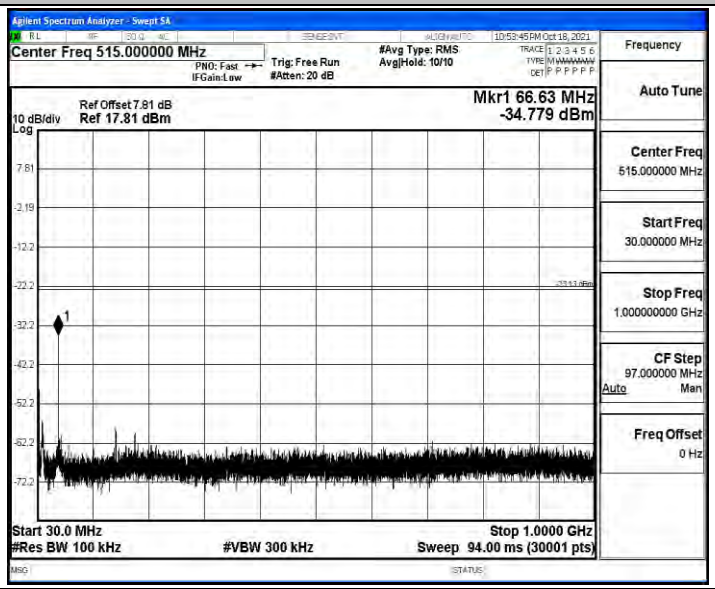

11G_Ant1_2462_1000~26500

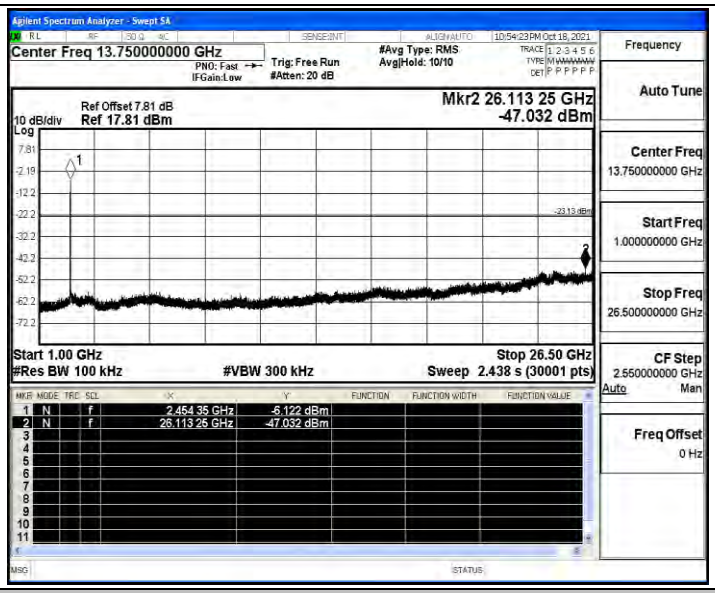

11N20SISO_Ant1_2412_0~Reference

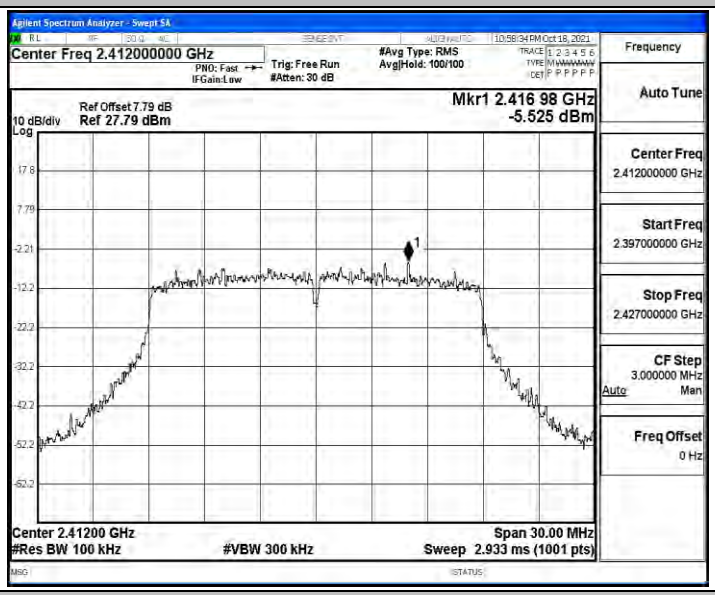

11N20SISO_Ant1_2412_30~1000

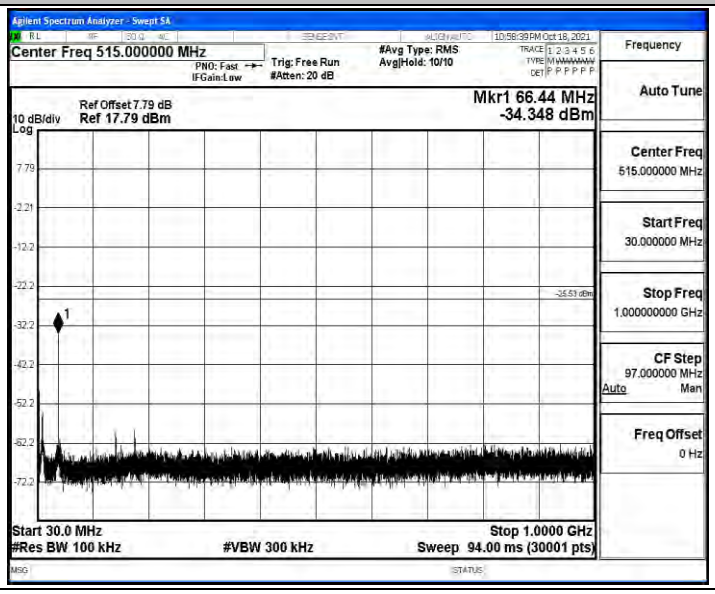

11N20SISO_Ant1_2412_1000~26500

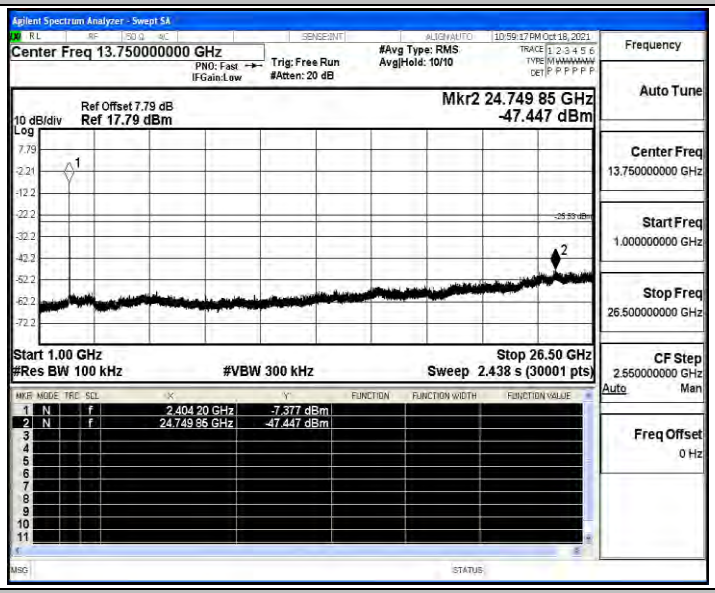

11N20SISO_Ant1_2437_0~Reference

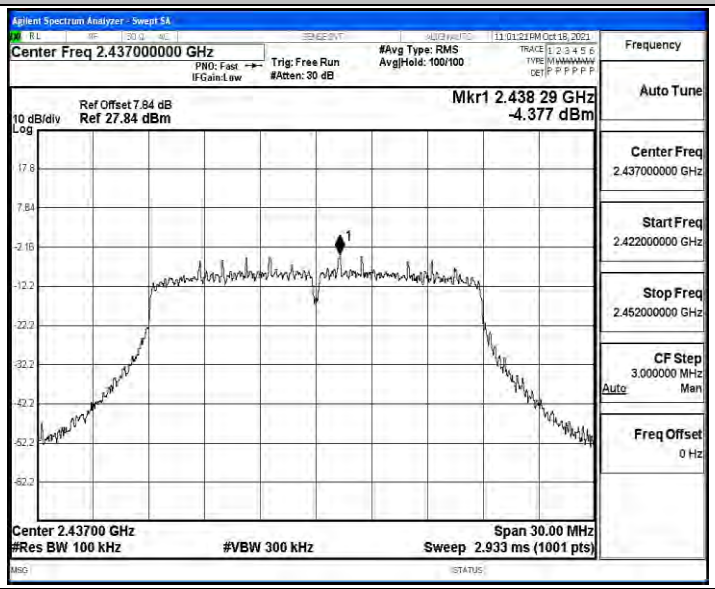

11N20SISO_Ant1_2437_30~1000

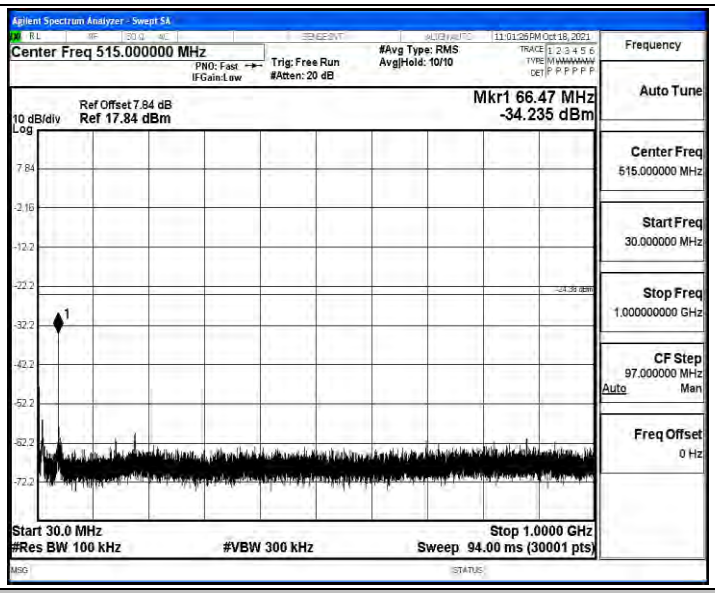

11N20SISO_Ant1_2437_1000~26500

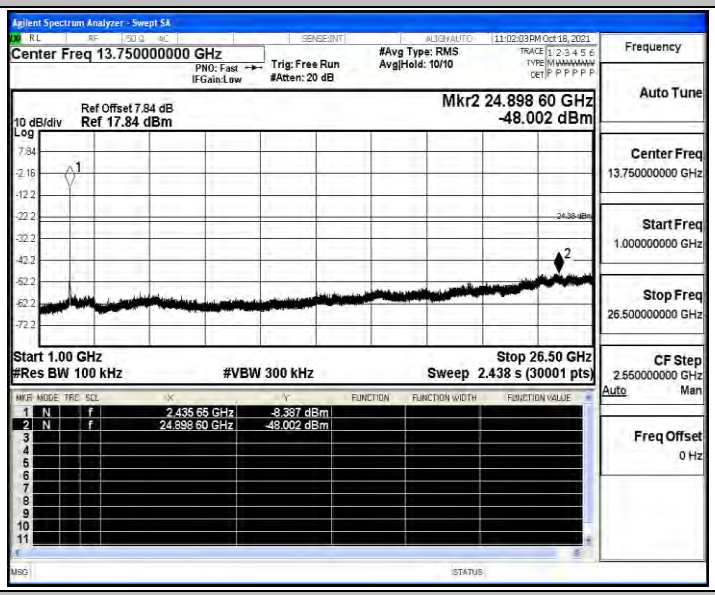

11N20SISO_Ant1_2462_0~Reference

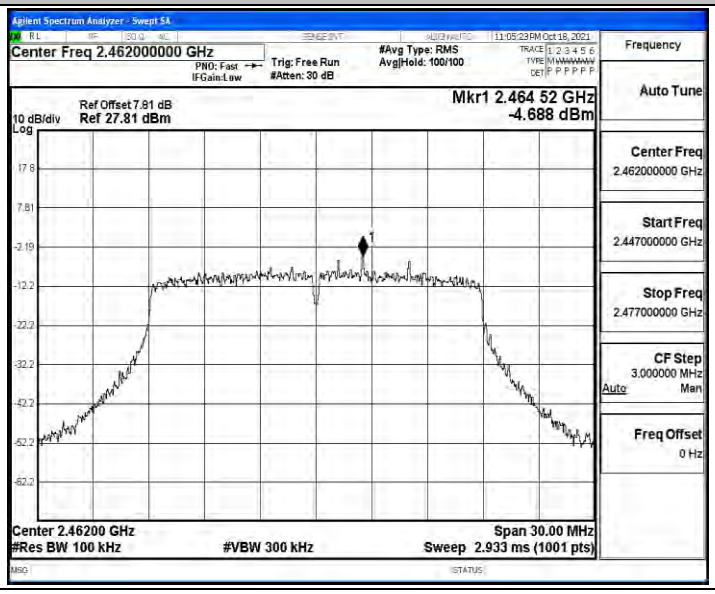

11N20SISO_Ant1_2462_30~1000

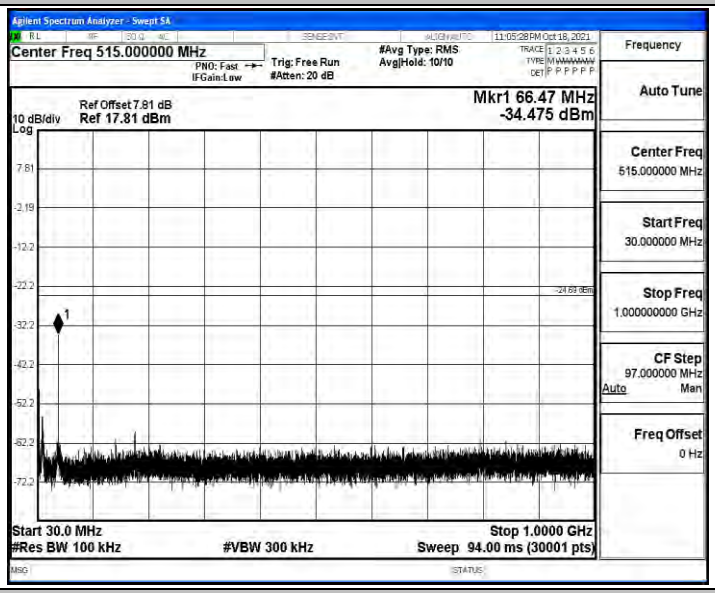

11N20SISO_Ant1_2462_1000~26500

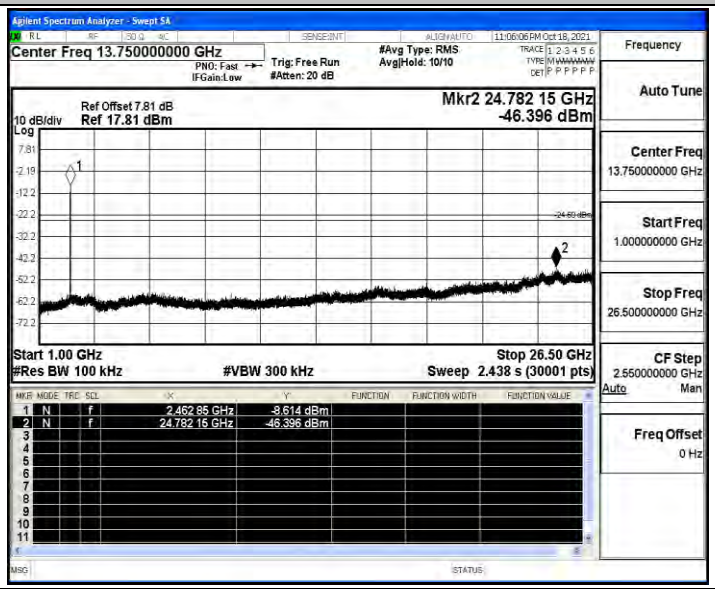

11N40SISO_Ant1_2422_0~Reference

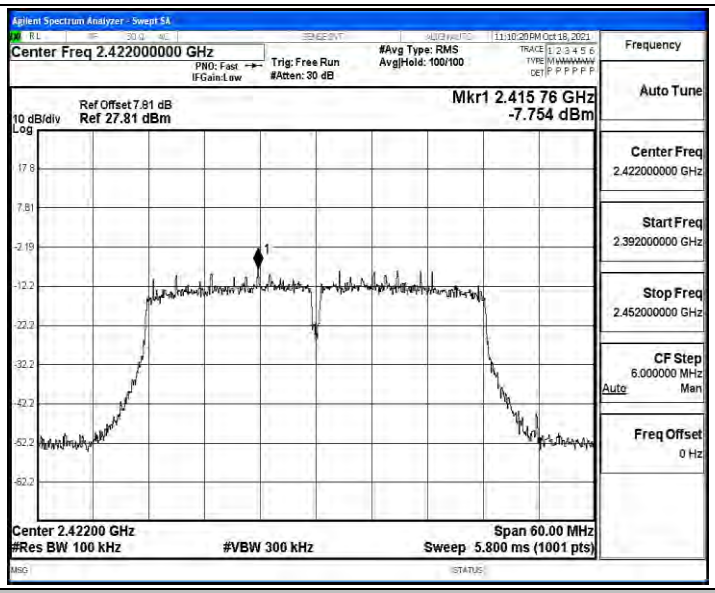

11N40SISO_Ant1_2422_30~1000

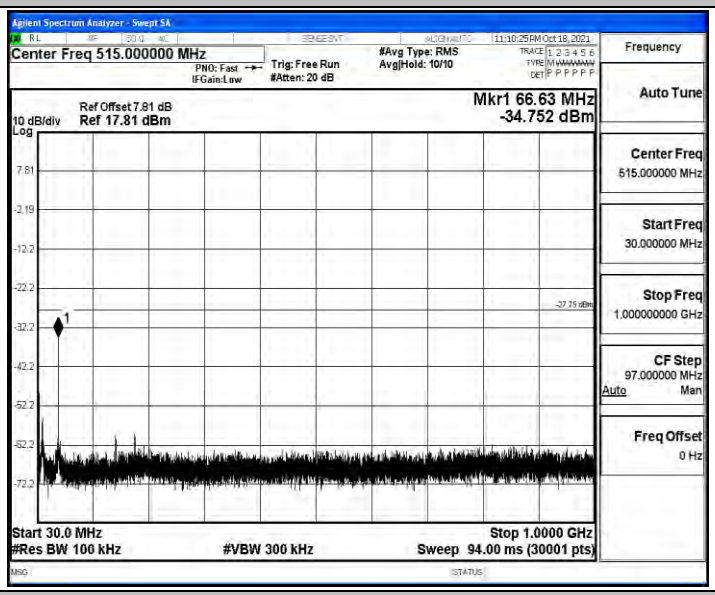

11N40SISO_Ant1_2422_1000~26500

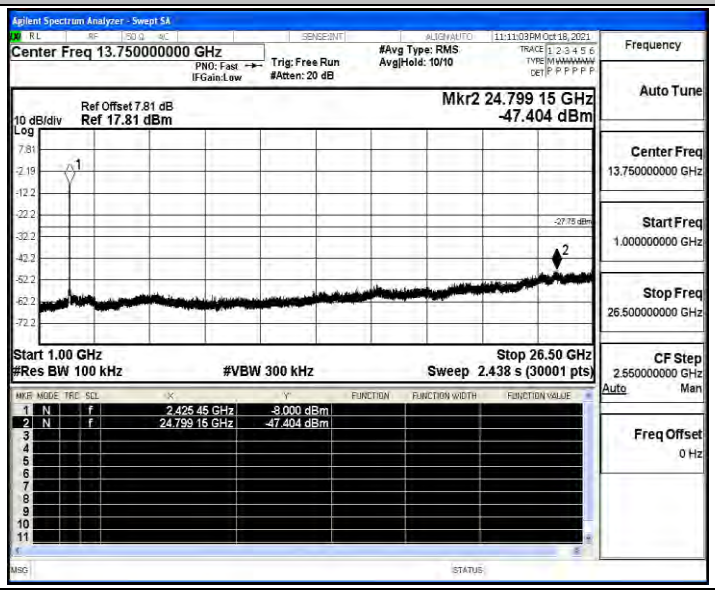

11N40SISO_Ant1_2437_0~Reference

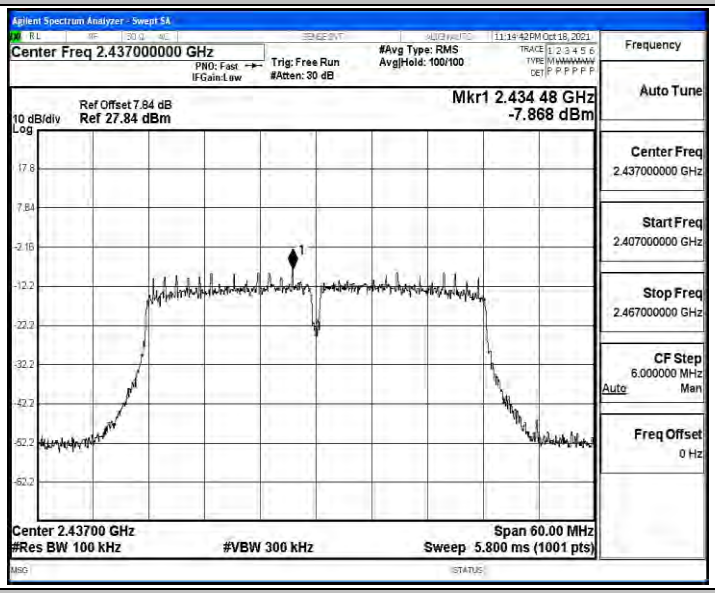

11N40SISO_Ant1_2437_30~1000

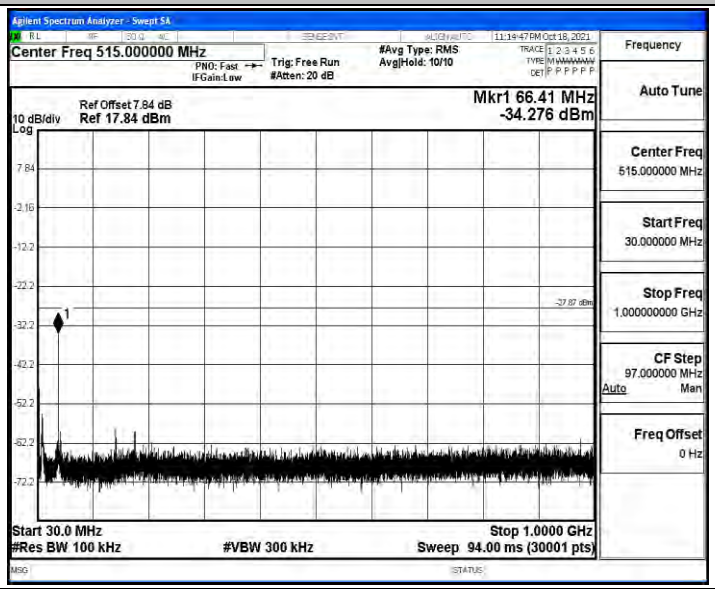

11N40SISO_Ant1_2437_1000~26500

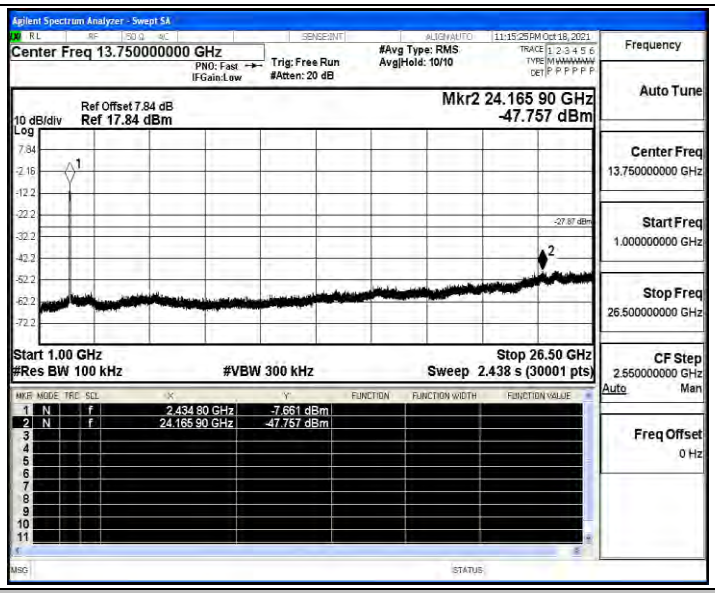

11N40SISO_Ant1_2452_0~Reference

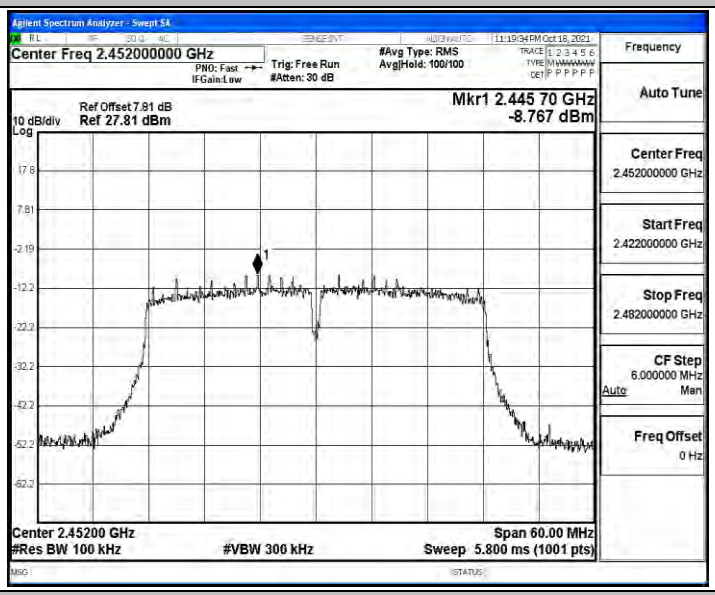

11N40SISO_Ant1_2452_30~1000

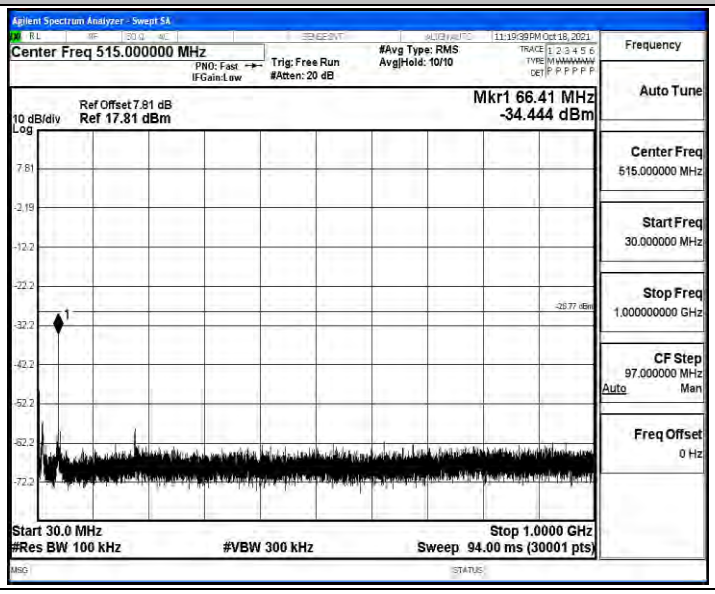

11N40SISO_Ant1_2452_1000~26500
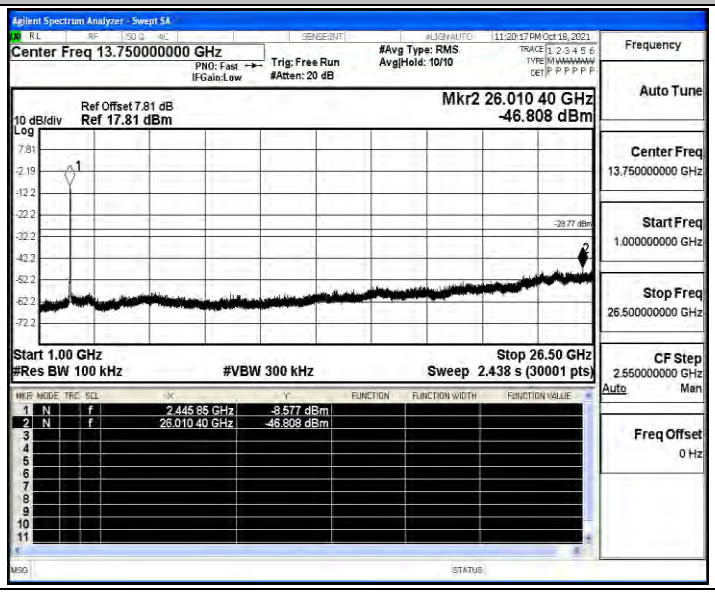

C.6 Duty Cycle

Test Result

TestMode	Antenna	Channel	Transmission Duration [ms]	Transmission Period [ms]	Duty Cycle [%]	Limit	Verdict
11B	Ant1	2412	8.20	8.70	94.25	---	PASS
		2437	8.20	8.70	94.25	---	PASS
		2462	8.20	8.70	94.25	---	PASS
11G	Ant1	2412	1.36	1.87	72.73	---	PASS
		2437	1.36	1.86	73.12	---	PASS
		2462	1.36	1.87	72.73	---	PASS
11N20SISO	Ant1	2412	1.27	1.78	71.35	---	PASS
		2437	1.27	1.78	71.35	---	PASS
		2462	1.27	1.77	71.75	---	PASS
11N40SISO	Ant1	2422	0.63	1.14	55.26	---	PASS
		2437	0.63	1.14	55.26	---	PASS
		2452	0.63	1.14	55.26	---	PASS

Test Graphs

11B_Ant1_2412

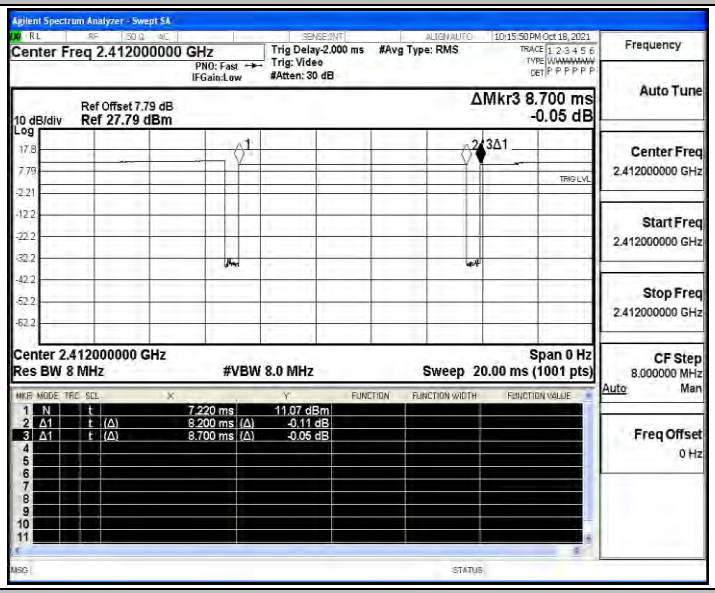

11B_Ant1_2437

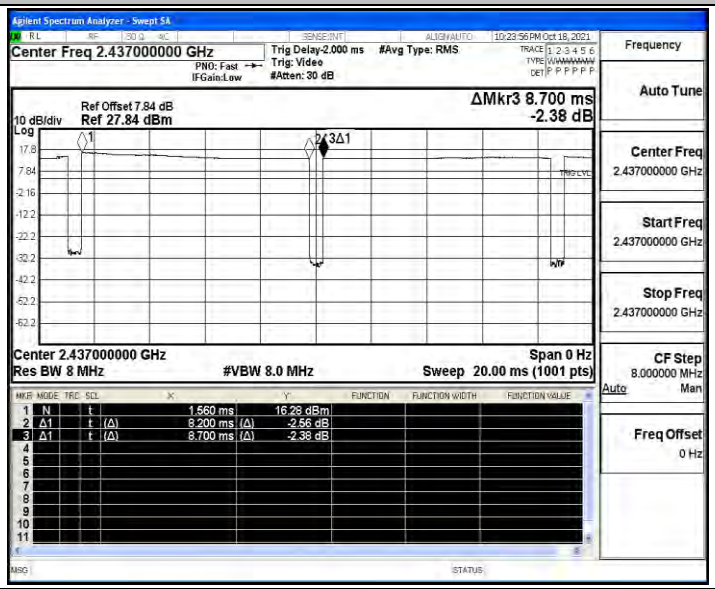

11B_Ant1_2462

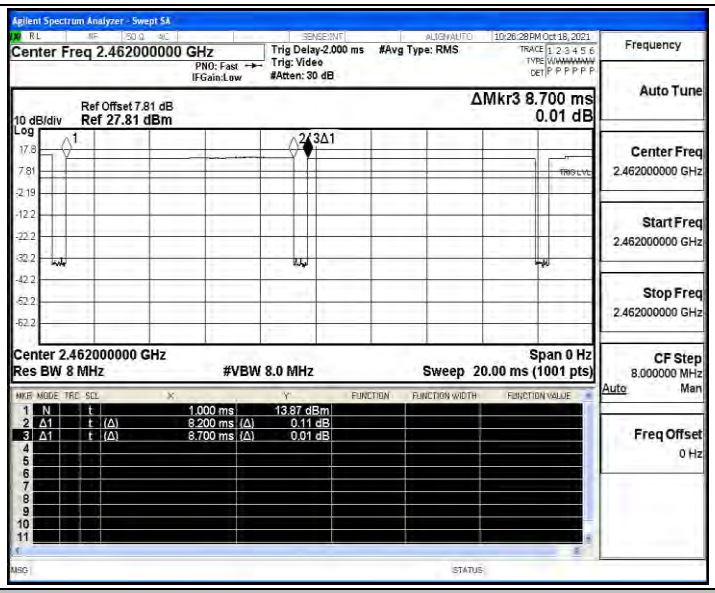

11G_Ant1_2412

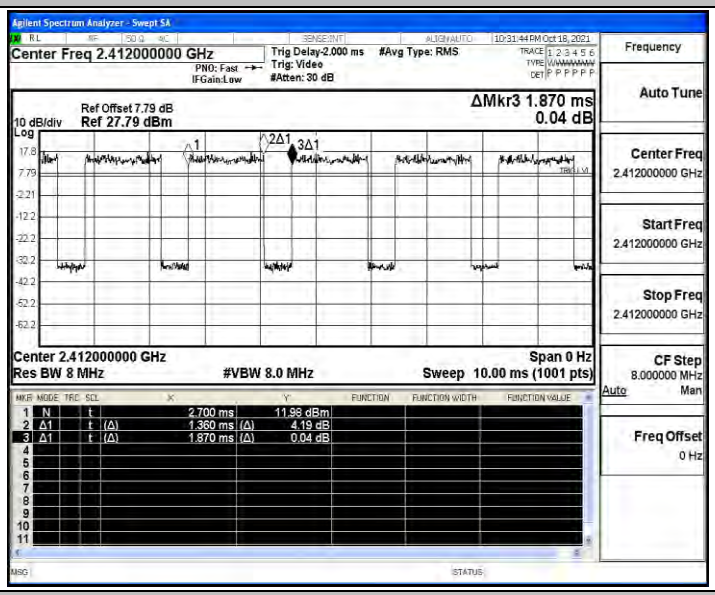

11G_Ant1_2437

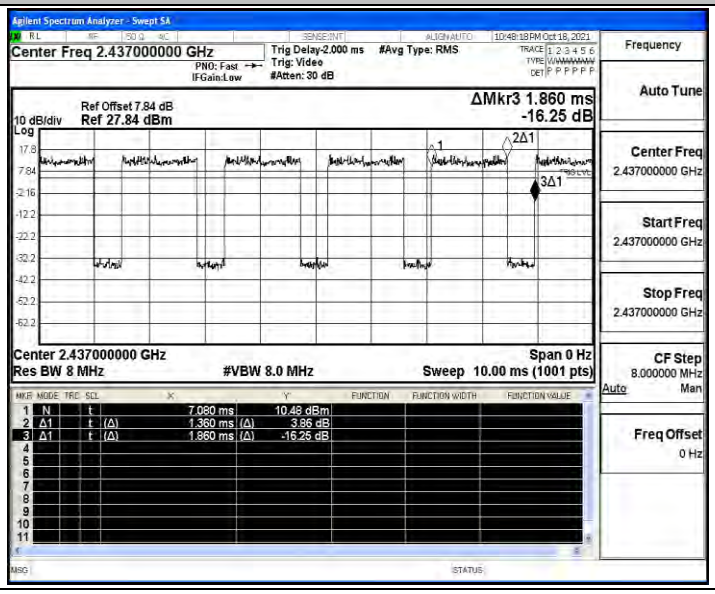

11G_Ant1_2462

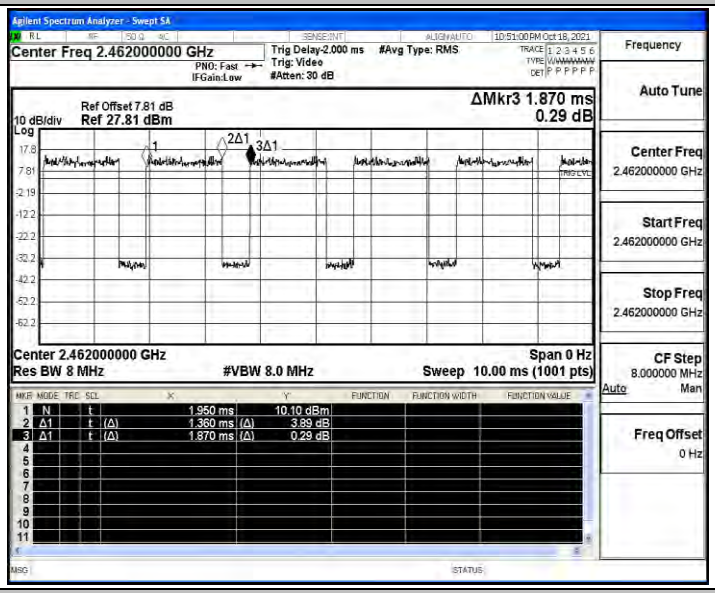

11N20SISO_Ant1_2412

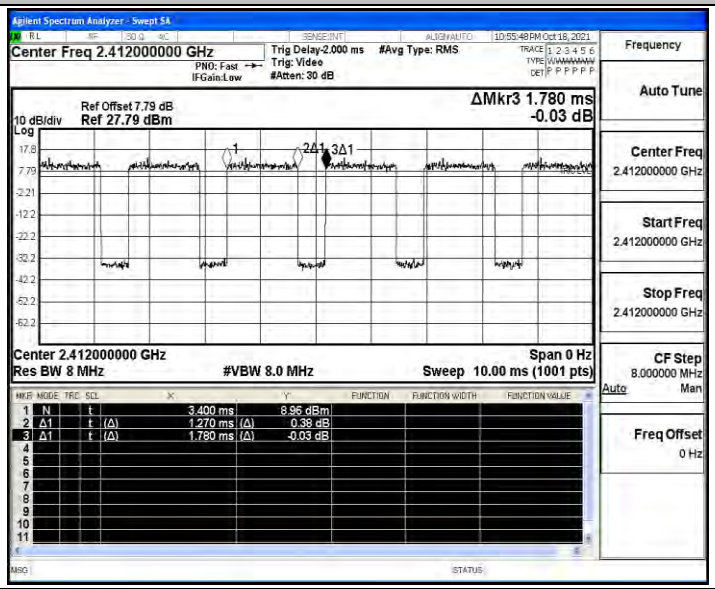

11N20SISO_Ant1_2437

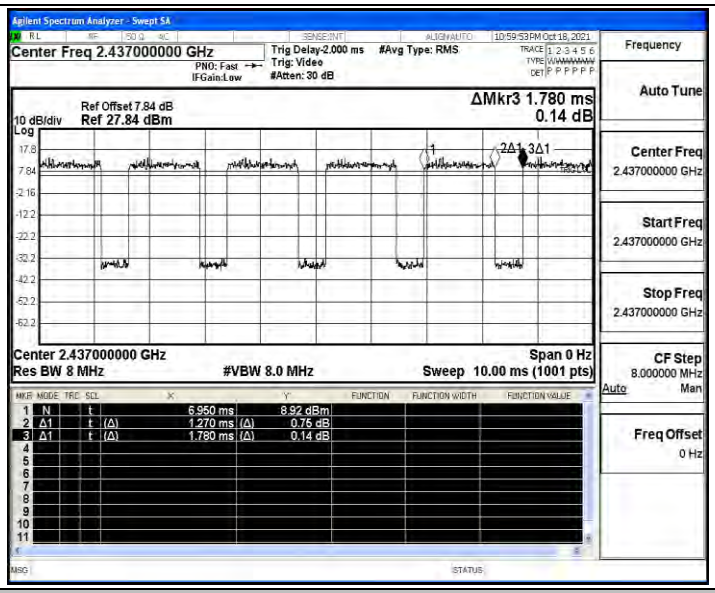

11N20SISO_Ant1_2462

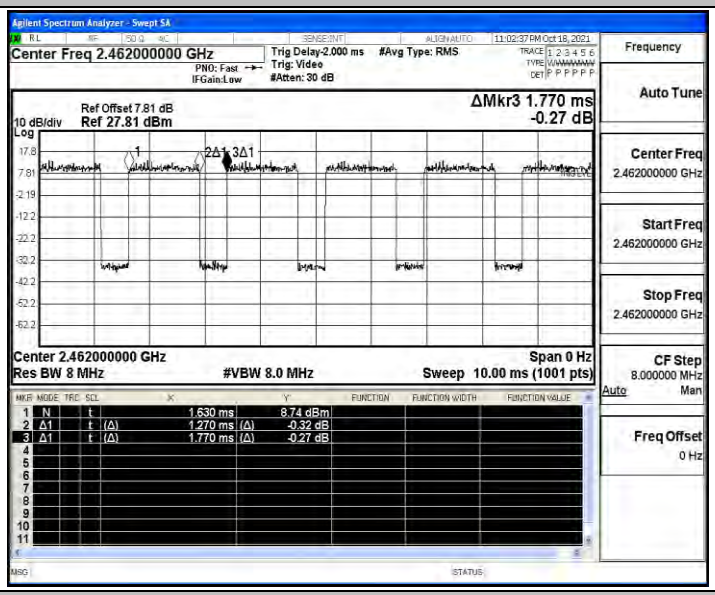

11N40SISO_Ant1_2422

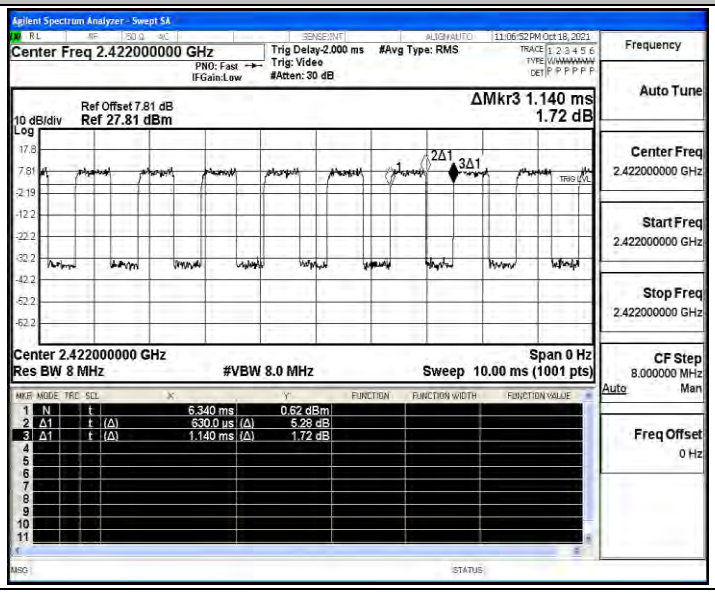

11N40SISO_Ant1_2437

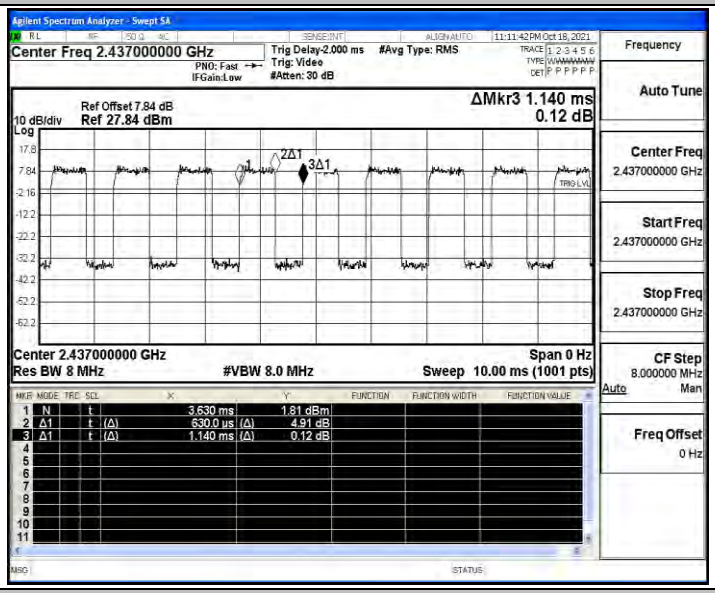

11N40SISO_Ant1_2452

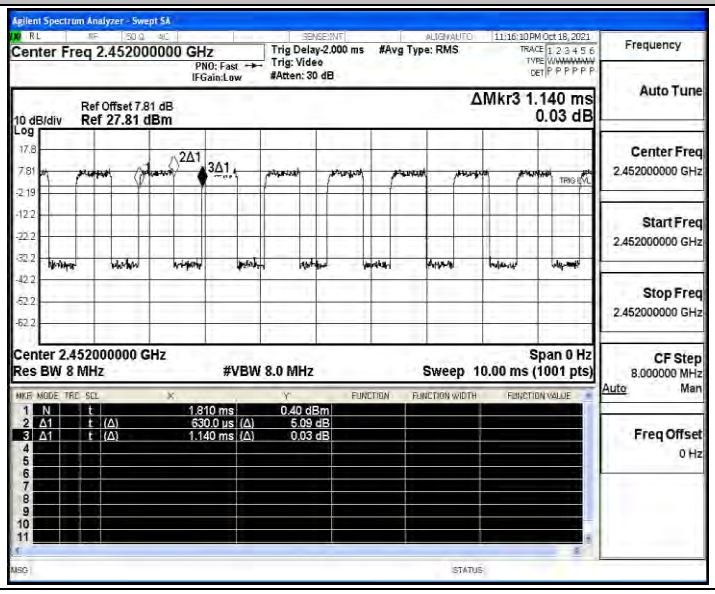

C.7 Emissions in Restricted Bands

Test Result

TestMode	Antenna	ChName	Channel	Detector	Freq. [MHz]	Result [dBm]	Limit [dBm]	Result [dBuV/m]	Limit [dBuV/m]	Verdict
11B	Ant1	Low	2412	AV	2310.000	-48.9	≤-41.20	46.30	≤54	PASS
				AV	2385.930	-47.68	≤-41.20	47.52	≤54	PASS
				AV	2390.000	-47.73	≤-41.20	47.47	≤54	PASS
				Peak	2310.000	-41.24	≤-21.20	53.96	≤74	PASS
				Peak	2344.720	-38.33	≤-21.20	56.87	≤74	PASS
				Peak	2390.000	-39.5	≤-21.20	55.70	≤74	PASS
		High	2462	AV	2483.500	-47.29	≤-41.20	47.91	≤54	PASS
				AV	2484.880	-47.27	≤-41.20	47.93	≤54	PASS
				AV	2500.000	-47.53	≤-41.20	47.67	≤54	PASS
				Peak	2483.500	-40.18	≤-21.20	55.02	≤74	PASS
				Peak	2489.940	-37.61	≤-21.20	57.59	≤74	PASS
				Peak	2500.000	-39.94	≤-21.20	55.26	≤74	PASS
11G	Ant1	Low	2412	AV	2310.000	-48.72	≤-41.20	46.48	≤54	PASS
				AV	2389.960	-47.24	≤-41.20	47.96	≤54	PASS
				AV	2390.000	-47.24	≤-41.20	47.96	≤54	PASS
				Peak	2310.000	-42.07	≤-21.20	53.13	≤74	PASS
				Peak	2388.920	-37.72	≤-21.20	57.48	≤74	PASS
				Peak	2390.000	-40.86	≤-21.20	54.34	≤74	PASS
		High	2462	AV	2483.500	-47.57	≤-41.20	47.63	≤54	PASS
				AV	2483.780	-47.43	≤-41.20	47.77	≤54	PASS
				AV	2500.000	-47.64	≤-41.20	47.56	≤54	PASS
				Peak	2483.500	-41.69	≤-21.20	53.51	≤74	PASS
				Peak	2489.830	-37.55	≤-21.20	57.65	≤74	PASS
				Peak	2500.000	-39.9	≤-21.20	55.30	≤74	PASS
11N20SISO	Ant1	Low	2412	AV	2310.000	-48.77	≤-41.20	46.43	≤54	PASS
				AV	2389.700	-48.11	≤-41.20	47.09	≤54	PASS
				AV	2390.000	-48.16	≤-41.20	47.04	≤54	PASS
				Peak	2310.000	-42.53	≤-21.20	52.67	≤74	PASS
				Peak	2318.720	-38.75	≤-21.20	56.45	≤74	PASS
				Peak	2390.000	-40.39	≤-21.20	54.81	≤74	PASS
		High	2462	AV	2483.500	-47.7	≤-41.20	47.50	≤54	PASS
				AV	2483.890	-47.48	≤-41.20	47.72	≤54	PASS
				AV	2500.000	-47.73	≤-41.20	47.47	≤54	PASS
				Peak	2483.500	-41.56	≤-21.20	53.64	≤74	PASS
				Peak	2492.360	-37.7	≤-21.20	57.50	≤74	PASS
				Peak	2500.000	-38.98	≤-21.20	56.22	≤74	PASS
11N40SIS	Ant1	Low	2422	AV	2310.000	-48.4	≤-41.20	46.80	≤54	PASS

O				AV	2389.570	-47.36	≤-41.20	47.84	≤54	PASS
				AV	2390.000	-47.79	≤-41.20	47.41	≤54	PASS
				Peak	2310.000	-41.43	≤-21.20	53.77	≤74	PASS
				Peak	2388.270	-38.49	≤-21.20	56.71	≤74	PASS
				Peak	2390.000	-40.77	≤-21.20	54.43	≤74	PASS
		High	2452	AV	2483.500	-47.27	≤-41.20	47.93	≤54	PASS
				AV	2485.540	-47.14	≤-41.20	48.06	≤54	PASS
				AV	2500.000	-47.38	≤-41.20	47.82	≤54	PASS
				Peak	2483.500	-34.77	≤-21.20	60.43	≤74	PASS
				Peak	2483.890	-35.13	≤-21.20	60.07	≤74	PASS
				Peak	2500.000	-38.96	≤-21.20	56.24	≤74	PASS

Note：

1. The Antenna Gain is compensated in the graph.
2. The limit in dBm for average detector is conversion from 54dBuV/m, according to 15.209(a). The limit in dBm for peak detector is 20dB above the limit of average detector in dBm.

Test Graphs

11B_Ant1_Low_2412_AV

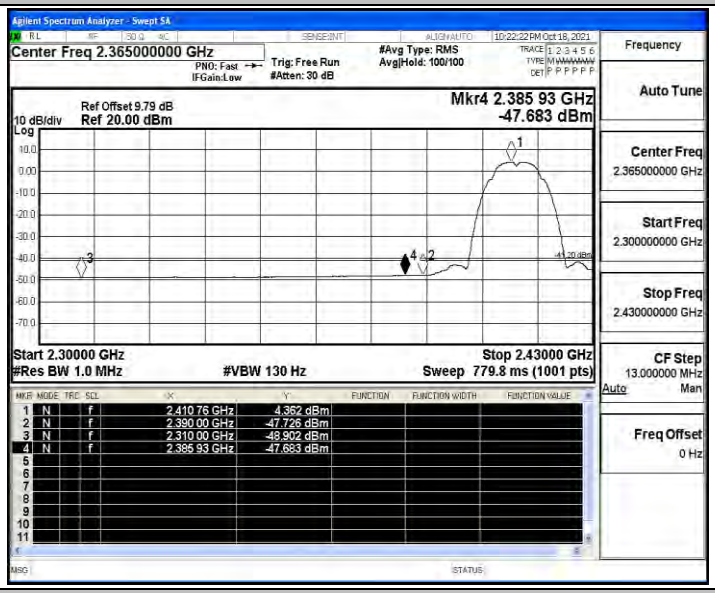

11B_Ant1_Low_2412_Peak

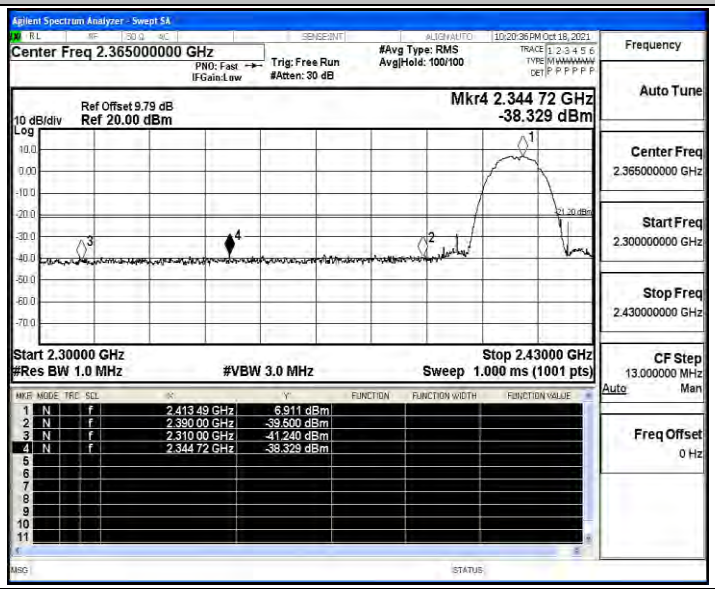

11B_Ant1_High_2462_AV

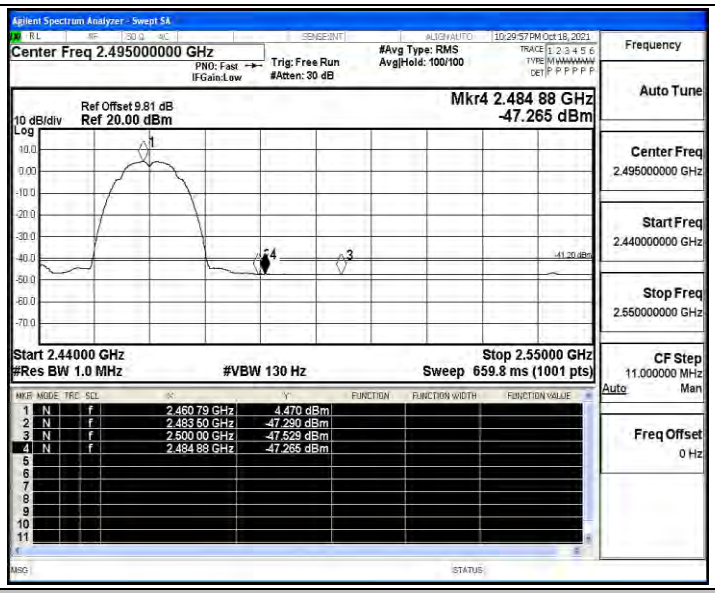

11B_Ant1_High_2462_Peak

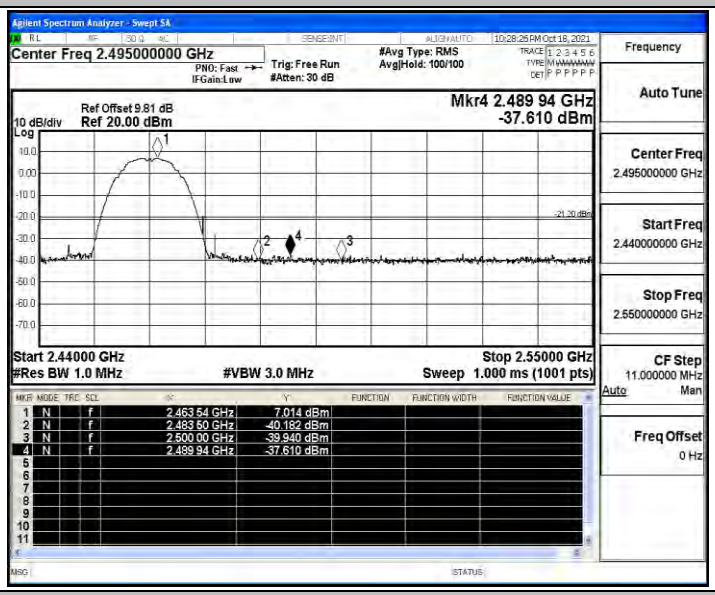

11G_Ant1_Low_2412_AV

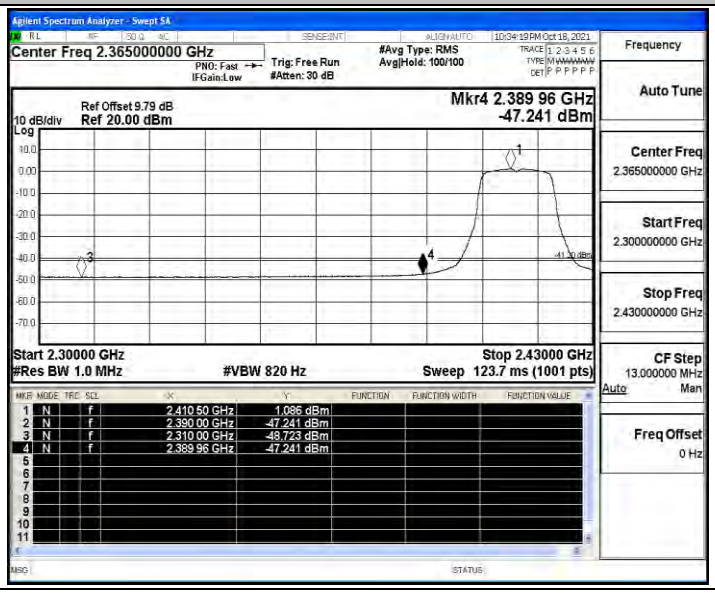

11G_Ant1_Low_2412_Peak

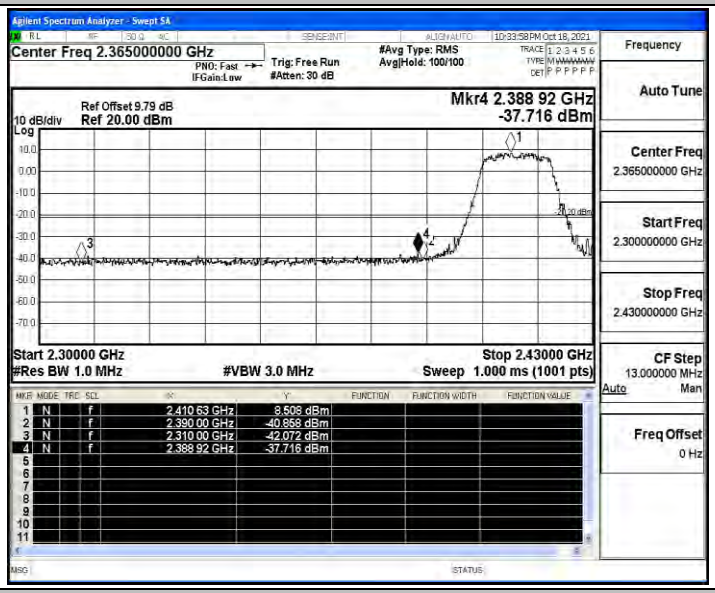

11G_Ant1_High_2462_AV

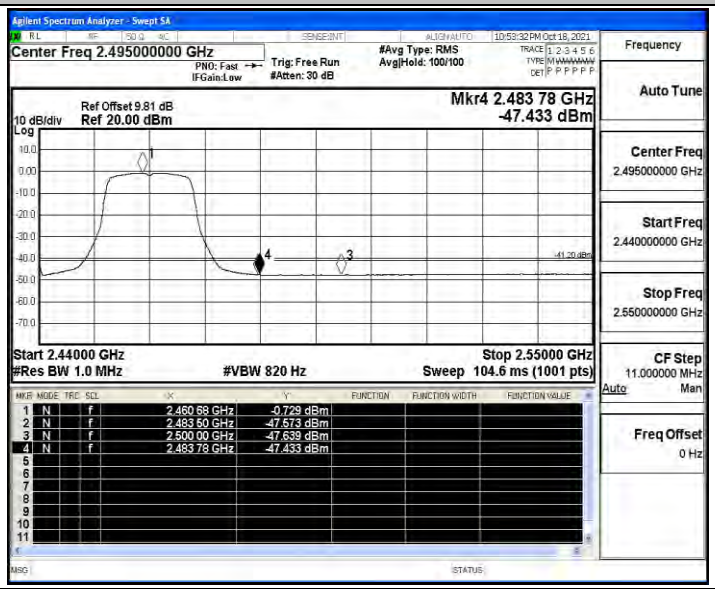

11G_Ant1_High_2462_Peak

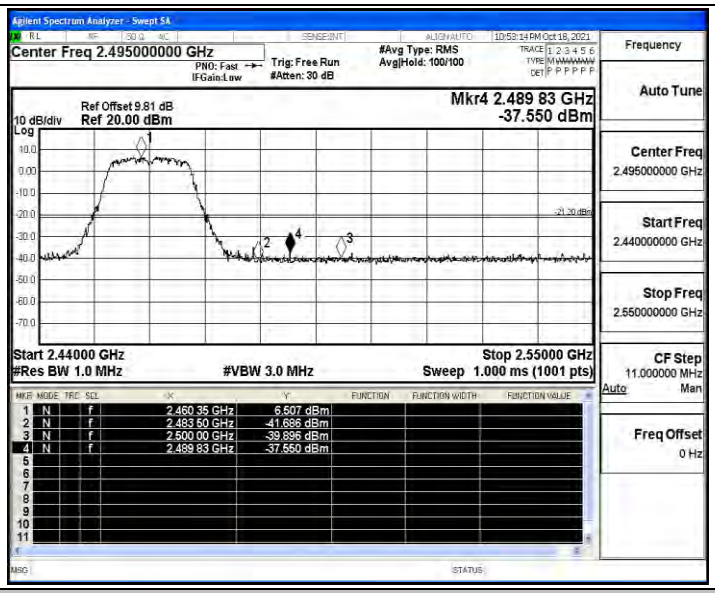

11N20SISO_Ant1_Low_2412_AV

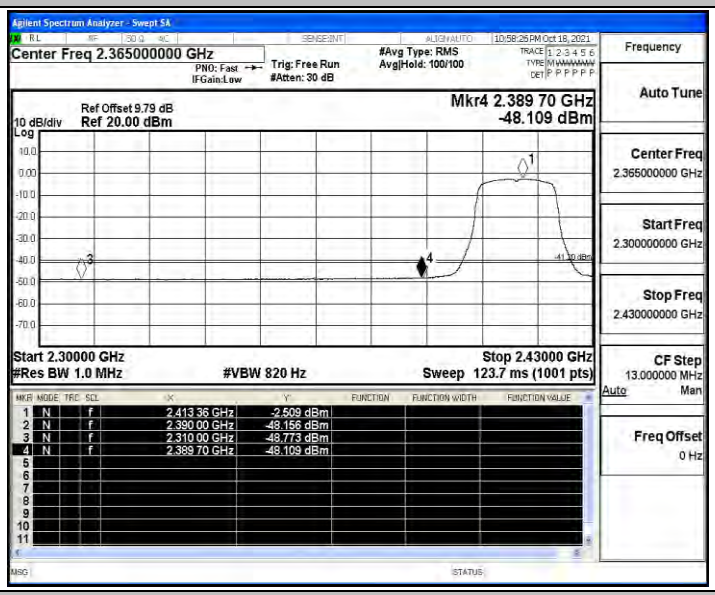

11N20SISO_Ant1_Low_2412_Peak

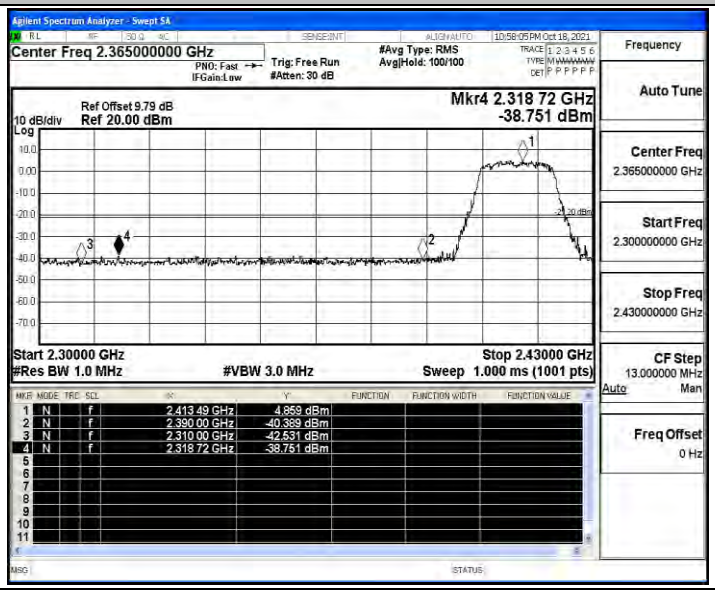

11N20SISO_Ant1_High_2462_AV

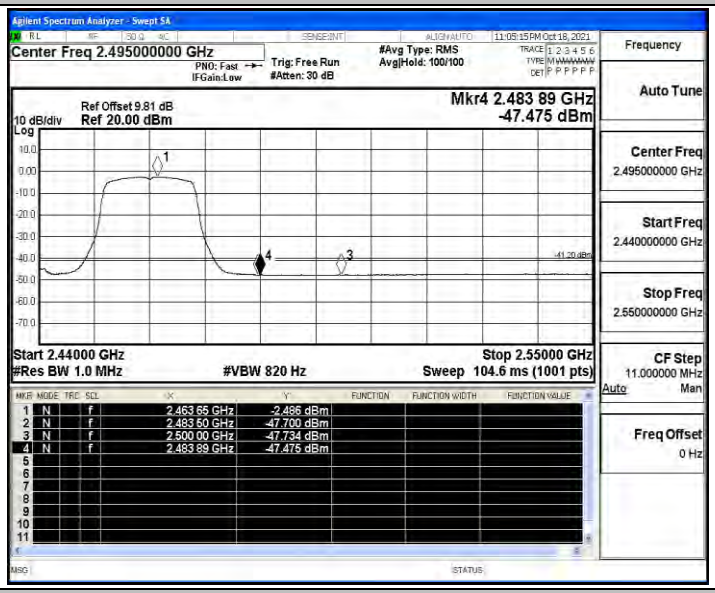

11N20SISO_Ant1_High_2462_Peak

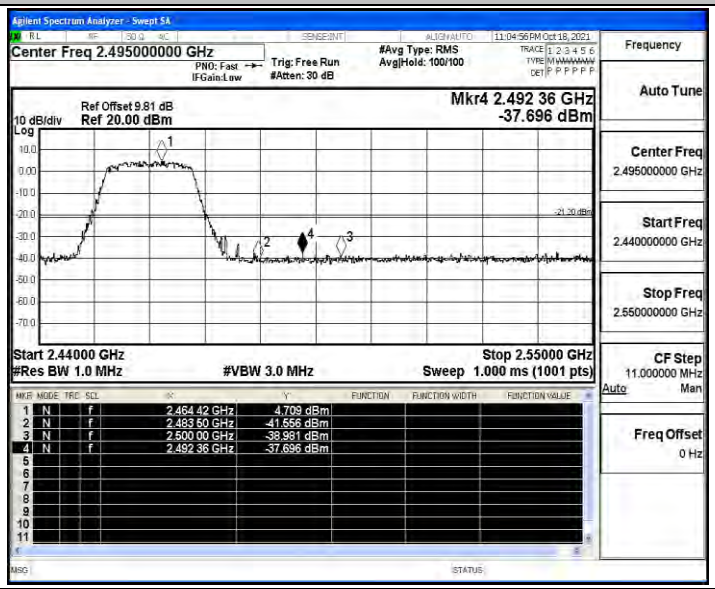

11N40SISO_Ant1_Low_2422_AV

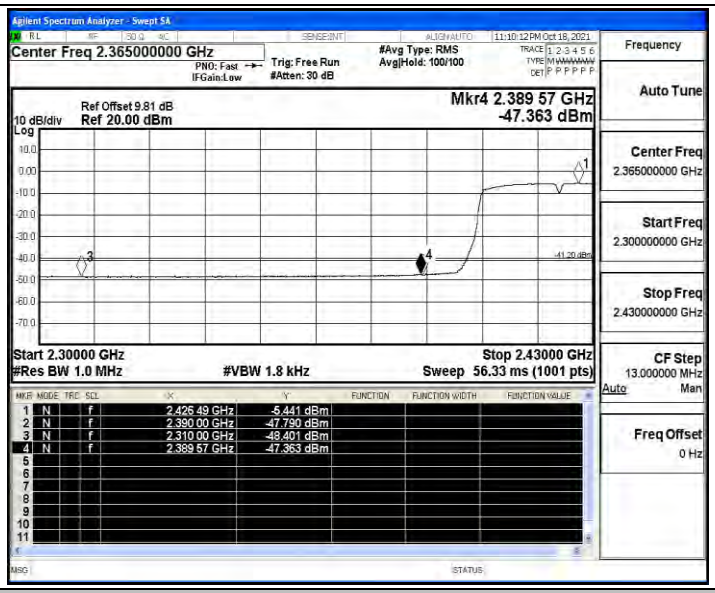

11N40SISO_Ant1_Low_2422_Peak

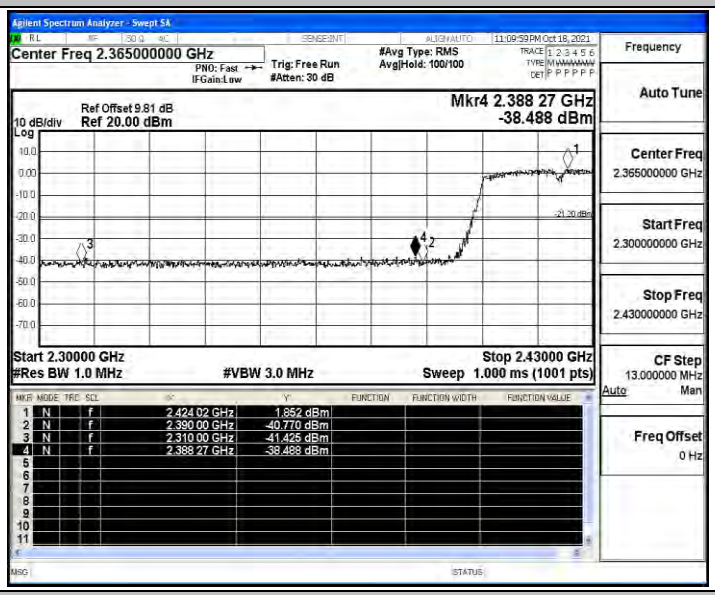

11N40SISO_Ant1_High_2452_AV

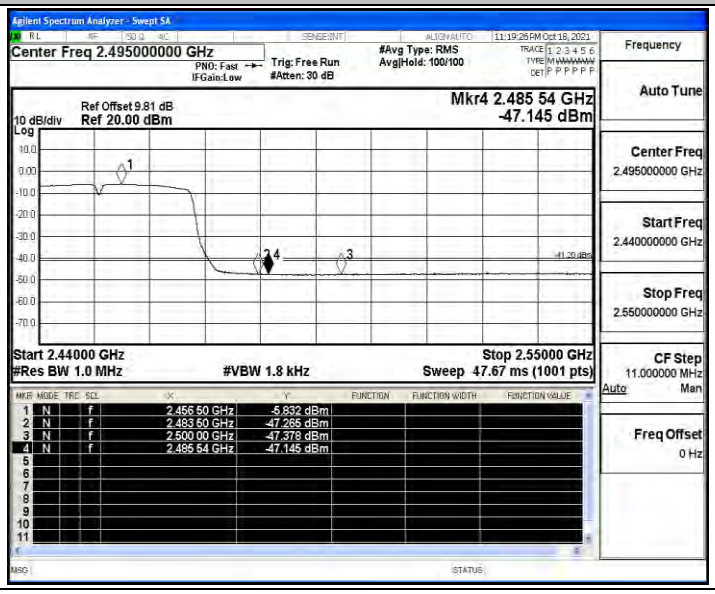
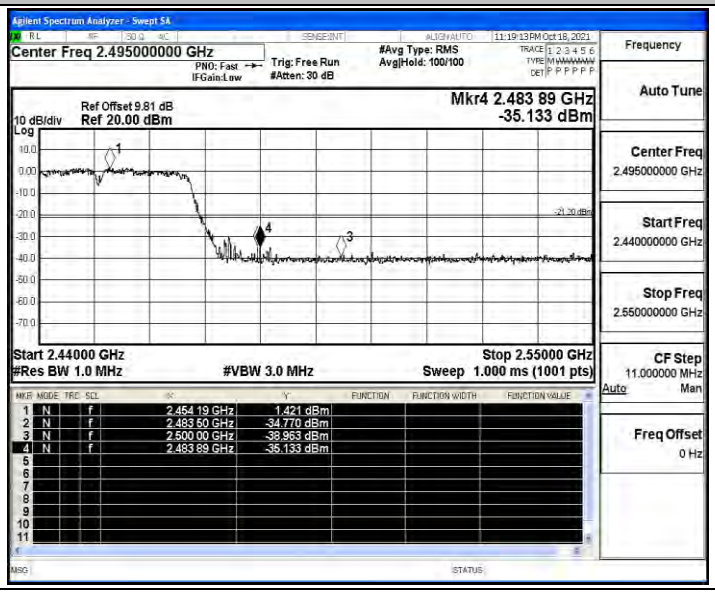
11N40SISO_Ant1_High_2452_Peak