Appendix Test Data

Report No.:	18220WC10157801	Test Date:	2021.7.16
Test Engineer:	Tony.He	Auditor:	Edward.Pan
Temperature:	24.3℃	Relative Humidity:	57 %
Pressure:	1012 hPa		

Appendix A: DTS Bandwidth

Test Result

TestMode	Antenna	Channel	DTS BW [MHz]	FL[MHz]	FH[MHz]	Limit[MHz]	Verdict
11B	Ant1	2412	8.600	2407.920	2416.520	>=0.5	PASS
		2437	9.600	2431.920	2441.520	>=0.5	PASS
		2462	8.640	2457.920	2466.560	>=0.5	PASS
11G	Ant1	2412	16.400	2403.760	2420.160	>=0.5	PASS
		2437	16.400	2428.760	2445.160	>=0.5	PASS
		2462	16.440	2453.760	2470.200	>=0.5	PASS
11N20	Ant1	2412	17.600	2403.160	2420.760	>=0.5	PASS
		2437	17.680	2428.120	2445.800	>=0.5	PASS
		2462	17.640	2453.160	2470.800	>=0.5	PASS

Test Graphs

11B_Ant1_2412

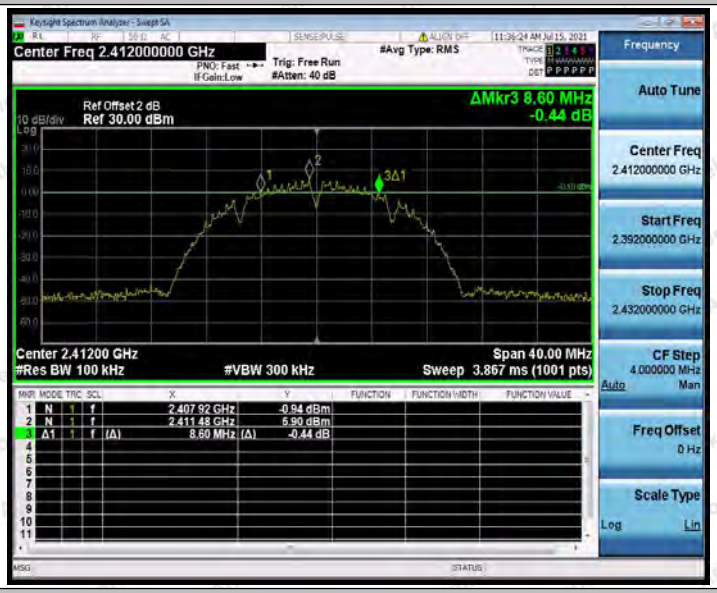

11B_Ant1_2437

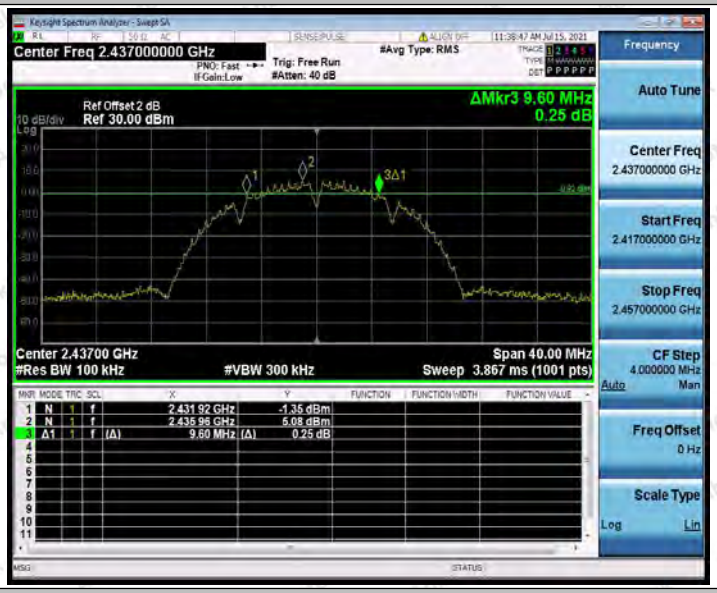

11B_Ant1_2462

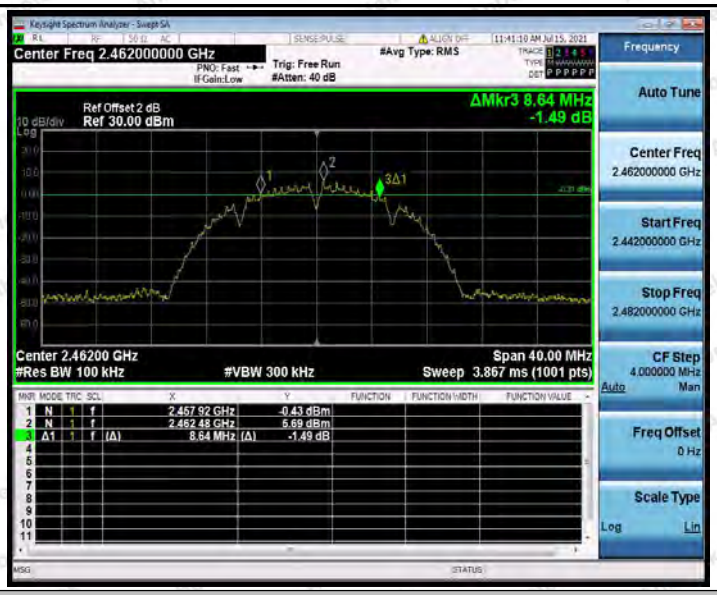

11G_Ant1_2412

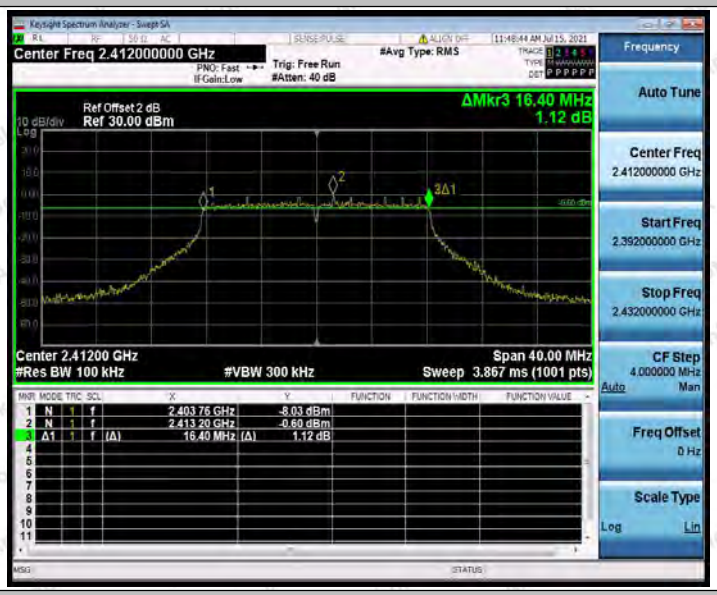

11G_Ant1_2437

11G_Ant1_2462

11N20_Ant1_2412

11N20_Ant1_2437

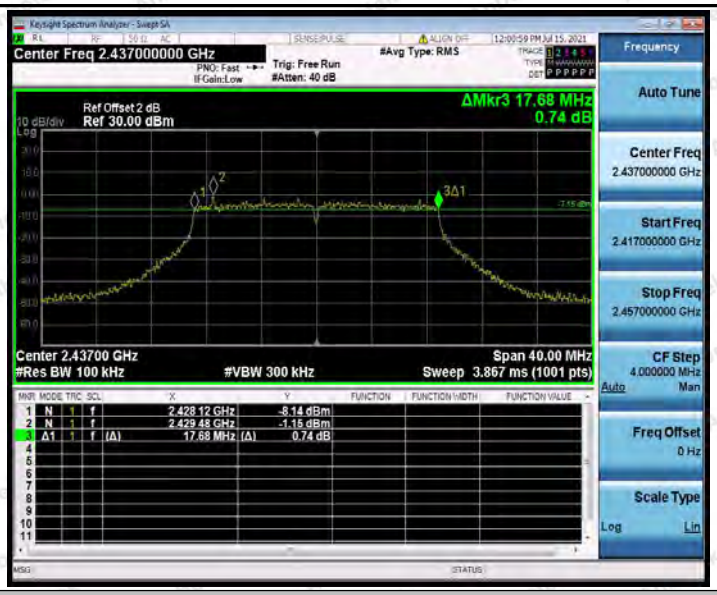

11N20_Ant1_2462

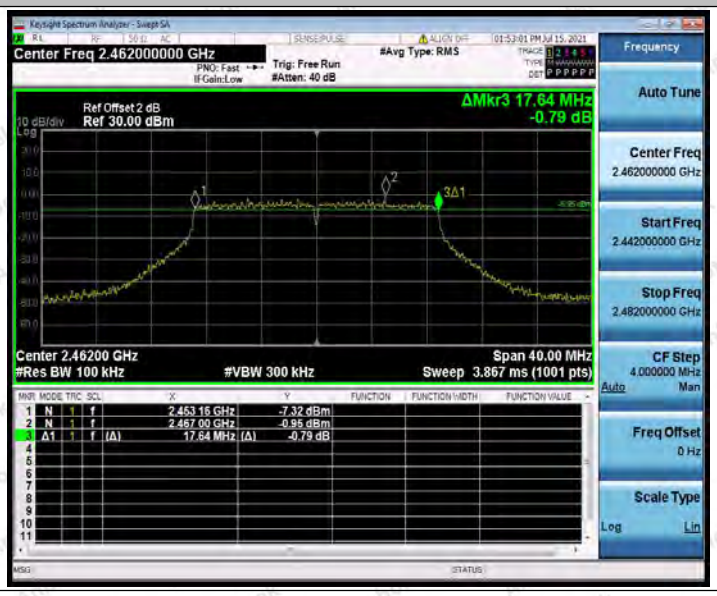

Appendix B: Occupied Channel Bandwidth

Test Result

TestMode	Antenna	Channel	OCB [MHz]	FL[MHz]	FH[MHz]	Limit[MHz]	Verdict
11B	Ant1	2412	14.060	2404.957	2419.017	---	PASS
		2437	14.065	2429.945	2444.010	---	PASS
		2462	14.065	2454.936	2469.001	---	PASS
11G	Ant1	2412	17.222	2403.395	2420.617	---	PASS
		2437	17.241	2428.391	2445.632	---	PASS
		2462	17.236	2453.313	2470.549	---	PASS
11N20	Ant1	2412	18.246	2402.917	2421.163	---	PASS
		2437	18.246	2427.893	2446.139	---	PASS
		2462	18.149	2452.871	2471.020	---	PASS

Test Graphs

11B_Ant1_2412

11B_Ant1_2437

11B_Ant1_2462

11G_Ant1_2412

11G_Ant1_2437

11G_Ant1_2462

11N20_Ant1_2412

11N20_Ant1_2437

11N20_Ant1_2462

Appendix C: Maximum conducted output power

Test Result

TestMode	Antenna	Channel	Result[dBm]	Limit[dBm]	Verdict
11B	Ant1	2412	16.74	<=30	PASS
		2437	17.03	<=30	PASS
		2462	16.62	<=30	PASS
11G	Ant1	2412	17.86	<=30	PASS
		2437	18.00	<=30	PASS
		2462	17.84	<=30	PASS
11N20	Ant1	2412	17.92	<=30	PASS
		2437	17.98	<=30	PASS
		2462	17.96	<=30	PASS

Appendix D: Maximum power spectral density

Test Result

TestMode	Antenna	Channel	Result[dBm/3-100kHz]	Limit[dBm/3kHz]	Verdict
11B	Ant1	2412	-2.53	<=8	PASS
		2437	-2.32	<=8	PASS
		2462	-2.01	<=8	PASS
11G	Ant1	2412	-9.53	<=8	PASS
		2437	-8.97	<=8	PASS
		2462	-8.54	<=8	PASS
11N20	Ant1	2412	-9.41	<=8	PASS
		2437	-9.74	<=8	PASS
		2462	-8.81	<=8	PASS

Test Graphs

11B_Ant1_2412

11B_Ant1_2437

11B_Ant1_2462

11G_Ant1_2412

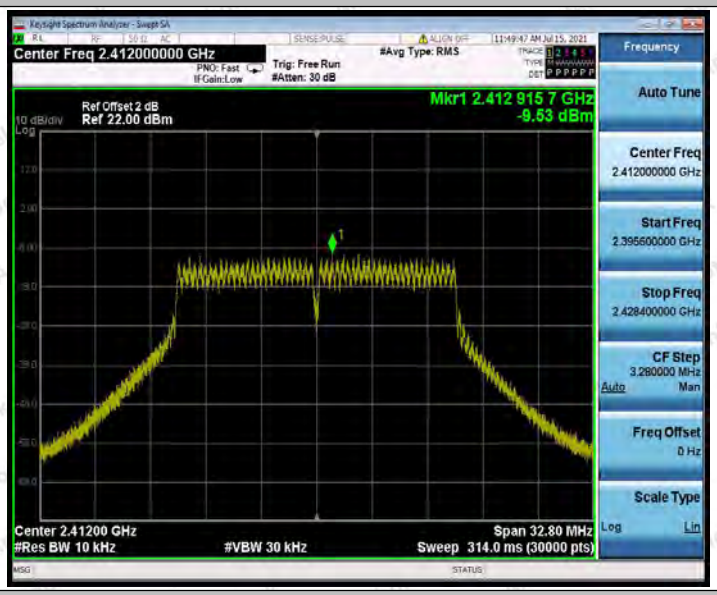

11G_Ant1_2437

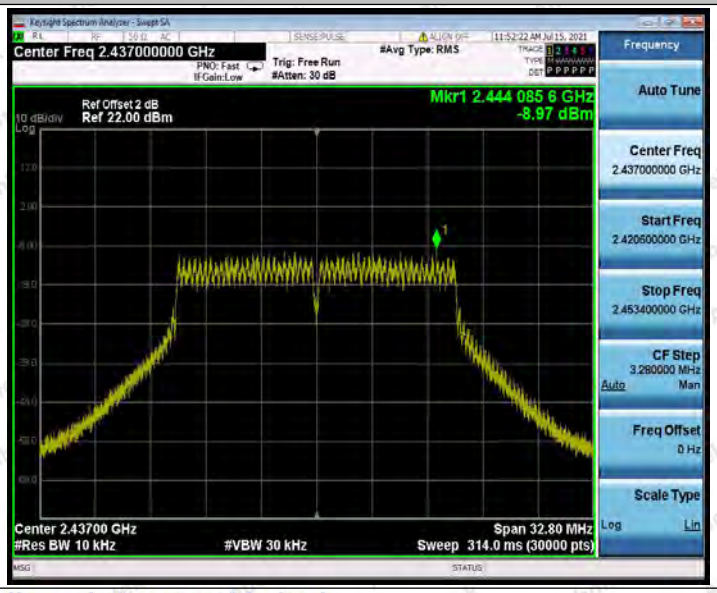

11G_Ant1_2462

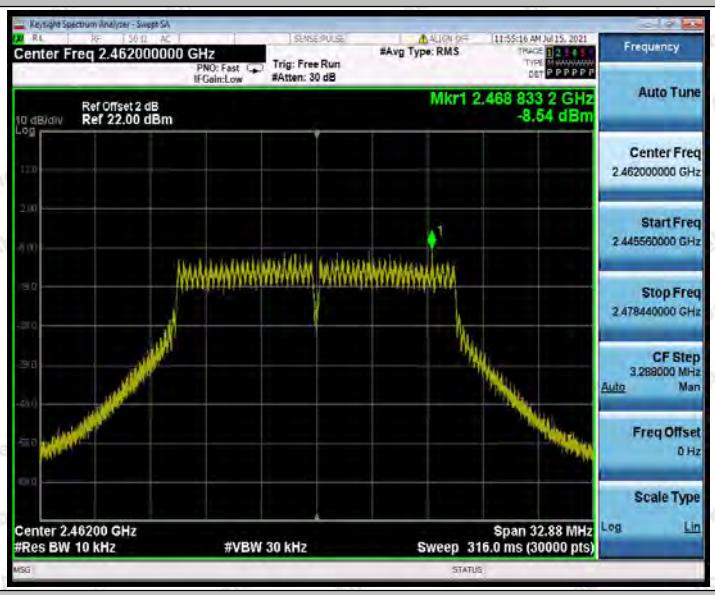

11N20_Ant1_2412

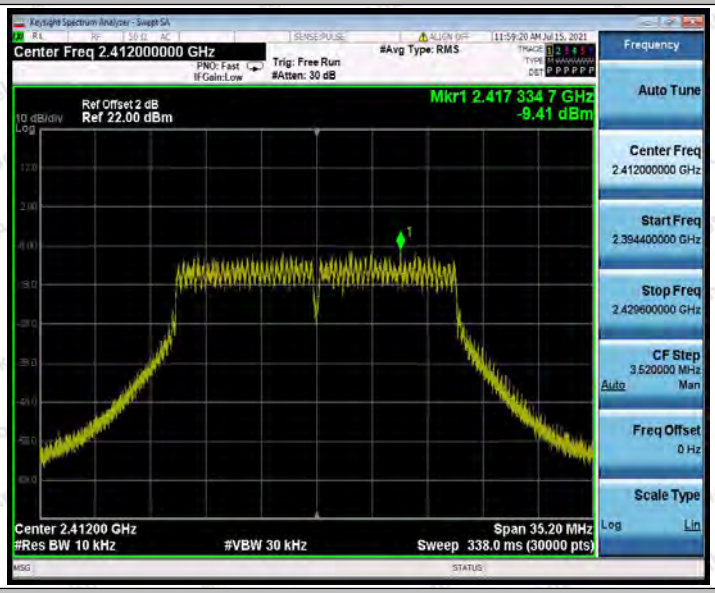

11N20_Ant1_2437

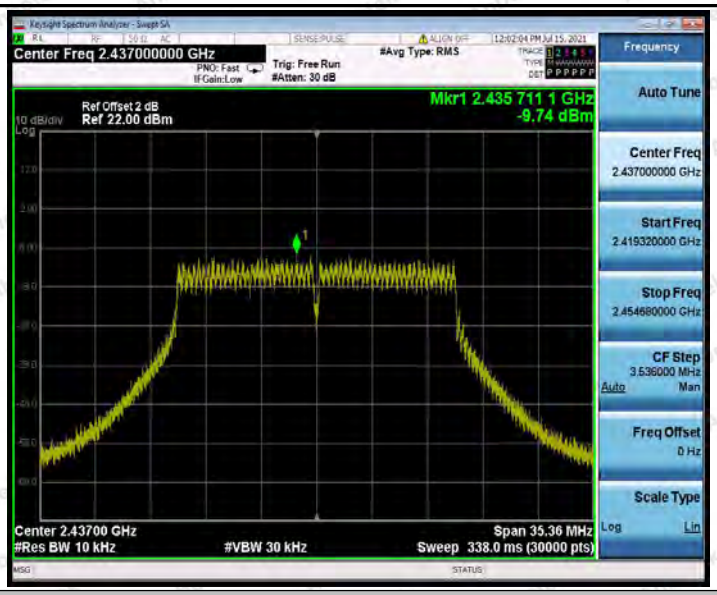

11N20_Ant1_2462

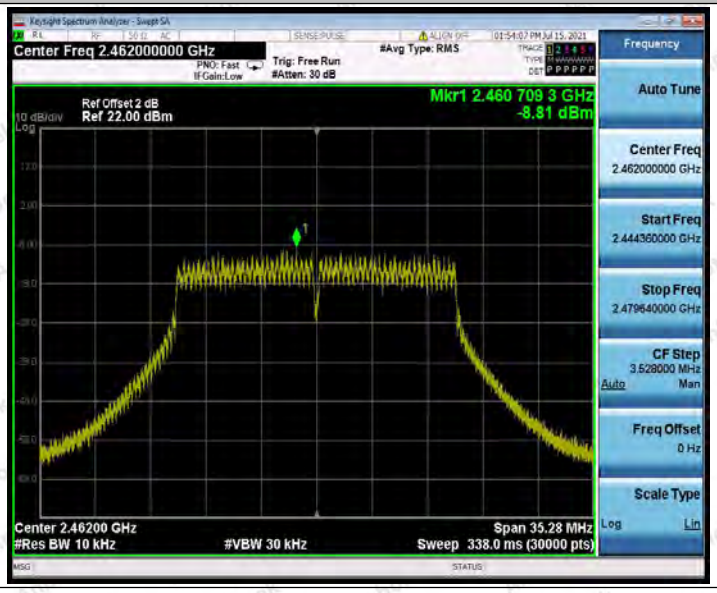

Appendix E: Band edge measurements

Test Result

TestMode	Antenna	ChName	Channel	RefLevel[dBm]	Result[dBm]	Limit[dBm]	Verdict
11B	Ant1	Low	2412	5.64	-45.06	<=-14.36	PASS
		High	2462	5.83	-52.32	<=-14.17	PASS
11G	Ant1	Low	2412	-0.23	-35.74	<=-20.23	PASS
		High	2462	-0.30	-51.7	<=-20.3	PASS
11N20	Ant1	Low	2412	-0.32	-34.59	<=-20.32	PASS
		High	2462	-0.43	-51.54	<=-20.43	PASS

Test Graphs

11B_Ant1_Low_2412

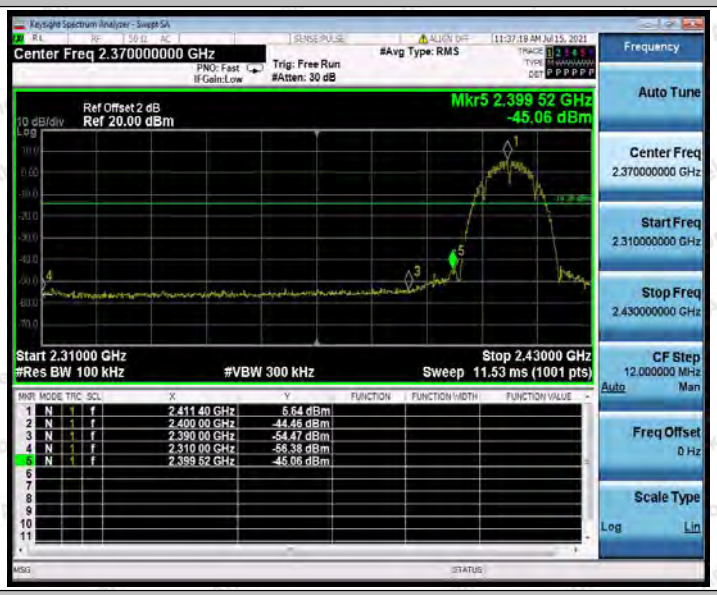

11B_Ant1_High_2462

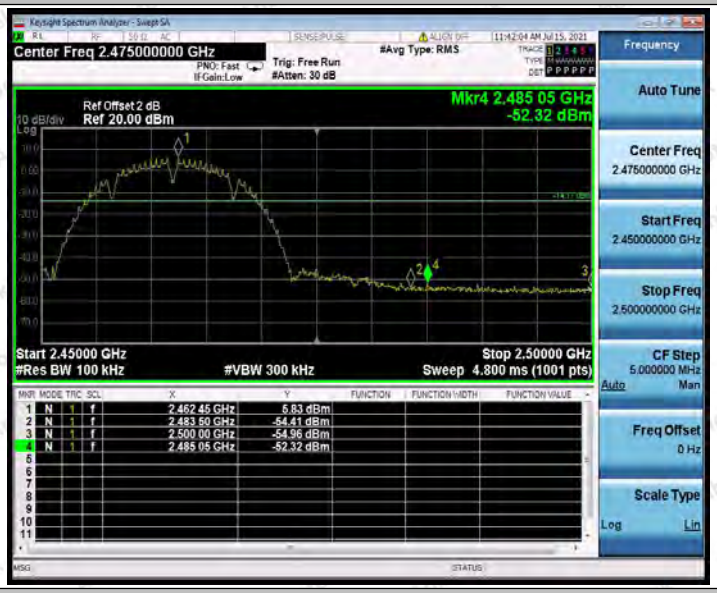

11G_Ant1_Low_2412

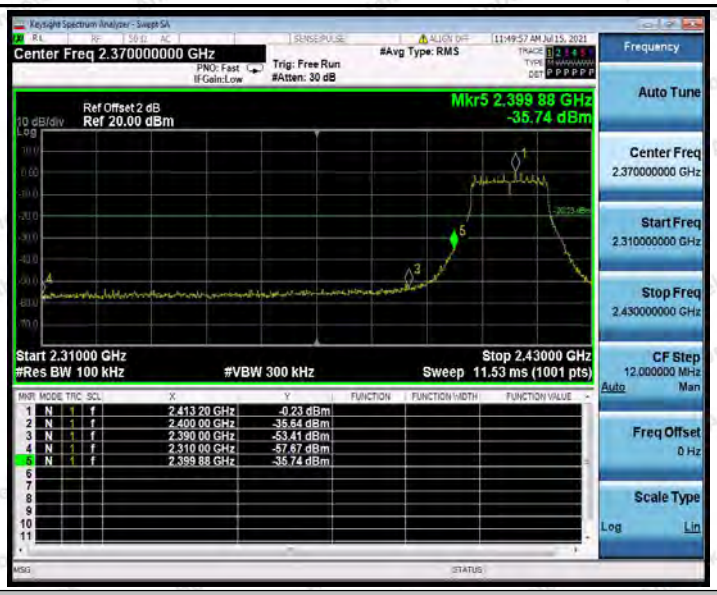

11G_Ant1_High_2462

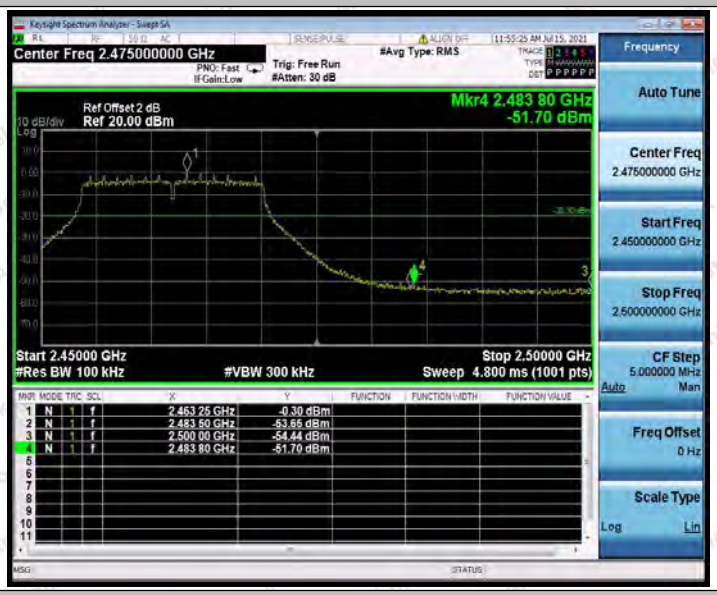

11N20_Ant1_Low_2412

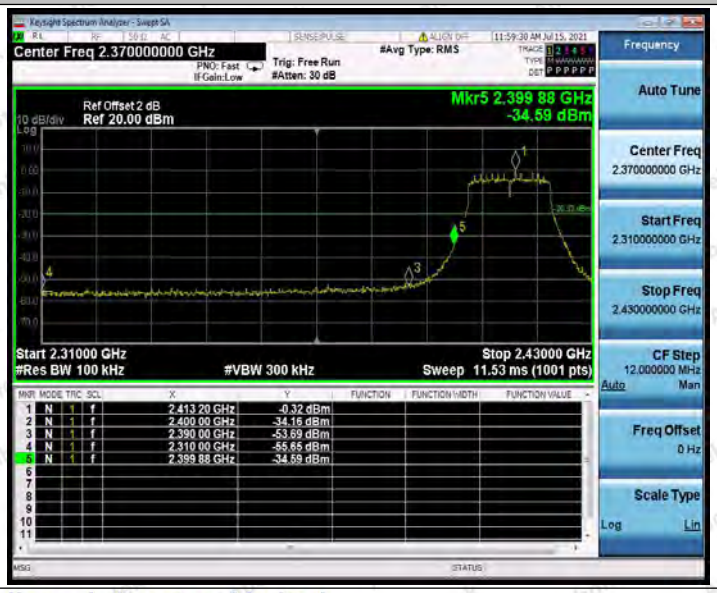

11N20_Ant1_High_2462

Appendix F: Conducted Spurious Emission

Test Result

TestMode	Antenna	Channel	FreqRange [Mhz]	RefLevel [dBm]	Result [dBm]	Limit [dBm]	Verdict
11B	Ant1	2412	Reference	5.56	5.56	---	PASS
			30~1000	5.56	-66.07	<=-14.44	PASS
			1000~26500	5.56	-51.75	<=-14.44	PASS
		2437	Reference	5.92	5.92	---	PASS
			30~1000	5.92	-66.93	<=-14.08	PASS
			1000~26500	5.92	-52.52	<=-14.08	PASS
		2462	Reference	5.74	5.74	---	PASS
			30~1000	5.74	-67.37	<=-14.26	PASS
			1000~26500	5.74	-52.63	<=-14.26	PASS
11G	Ant1	2412	Reference	-0.20	-0.20	---	PASS
			30~1000	-0.20	-66.18	<=-20.2	PASS
			1000~26500	-0.20	-52.28	<=-20.2	PASS
		2437	Reference	-0.28	-0.28	---	PASS
			30~1000	-0.28	-65.87	<=-20.28	PASS
			1000~26500	-0.28	-52.67	<=-20.28	PASS
		2462	Reference	-0.45	-0.45	---	PASS
			30~1000	-0.45	-65.94	<=-20.45	PASS
			1000~26500	-0.45	-51.98	<=-20.45	PASS
11N20	Ant1	2412	Reference	-0.20	-0.20	---	PASS
			30~1000	-0.20	-64.88	<=-20.2	PASS
			1000~26500	-0.20	-52.63	<=-20.2	PASS
		2437	Reference	-0.18	-0.18	---	PASS
			30~1000	-0.18	-64.66	<=-20.18	PASS
			1000~26500	-0.18	-52.53	<=-20.18	PASS
		2462	Reference	-0.40	-0.40	---	PASS
			30~1000	-0.40	-65.67	<=-20.4	PASS
			1000~26500	-0.40	-52.63	<=-20.4	PASS

Test Graphs

11B_Ant1_2412_0~Reference

11B_Ant1_2412_30~1000

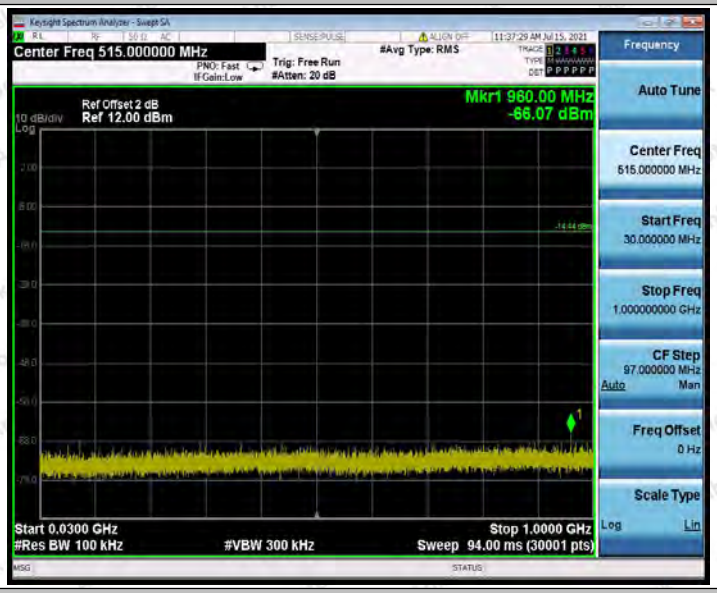

11B_Ant1_2412_1000~26500

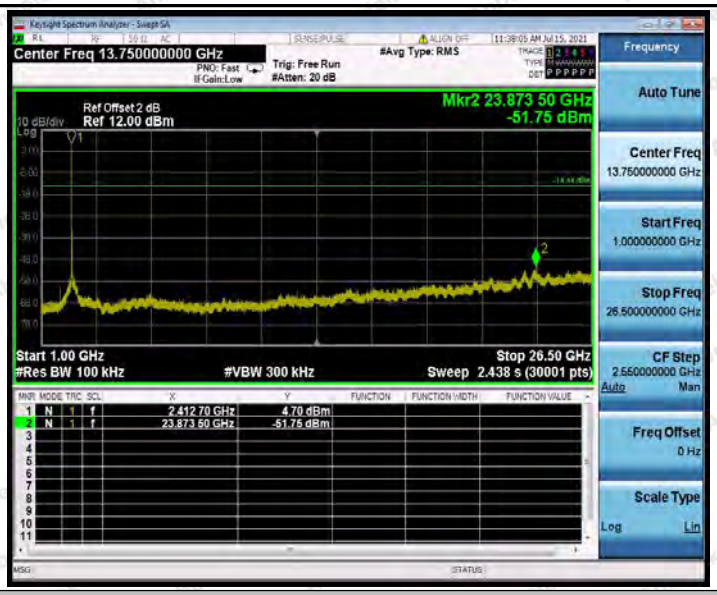

11B_Ant1_2437_0~Reference

11B_Ant1_2437_30~1000

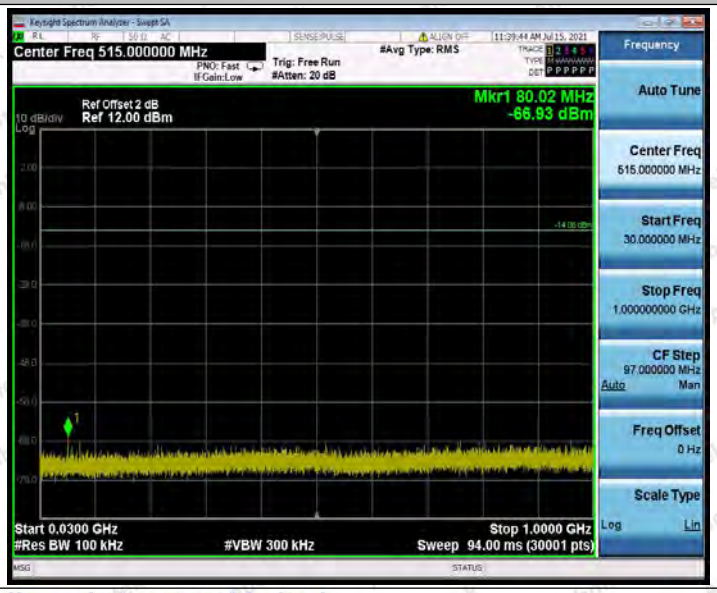

11B_Ant1_2437_1000~26500

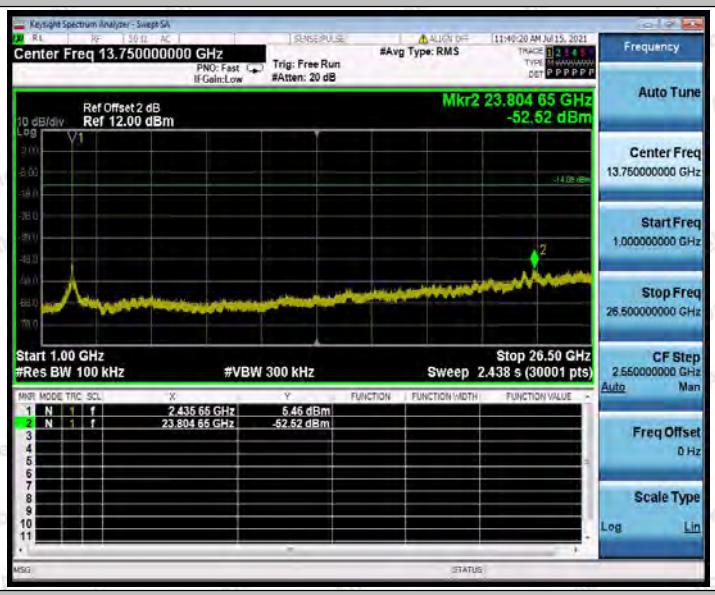

11B_Ant1_2462_0~Reference

11B_Ant1_2462_30~1000

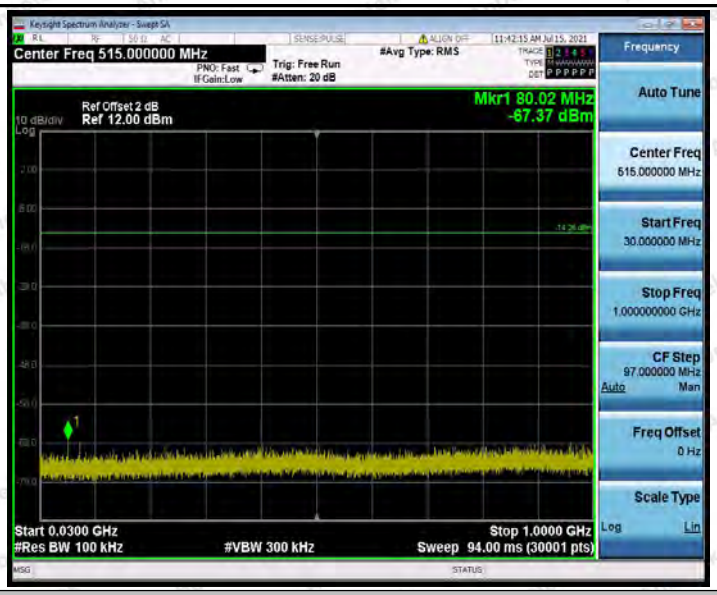

11B_Ant1_2462_1000~26500

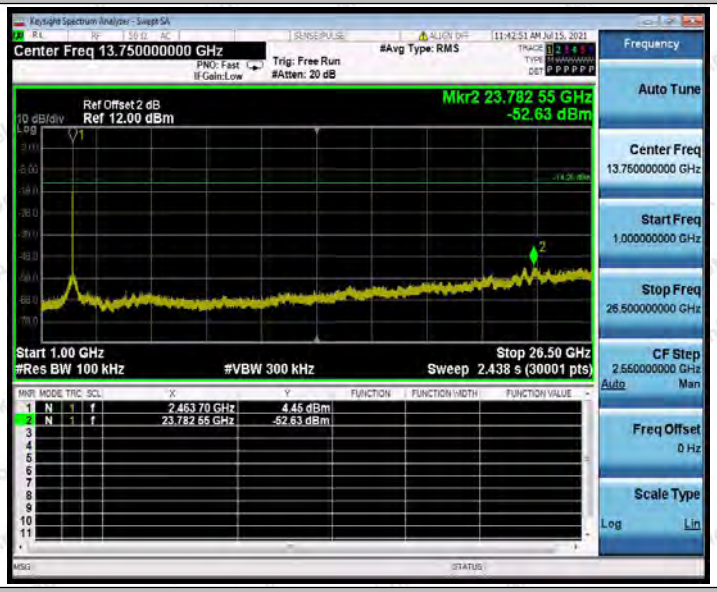

11G_Ant1_2412_0~Reference

11G_Ant1_2412_30~1000

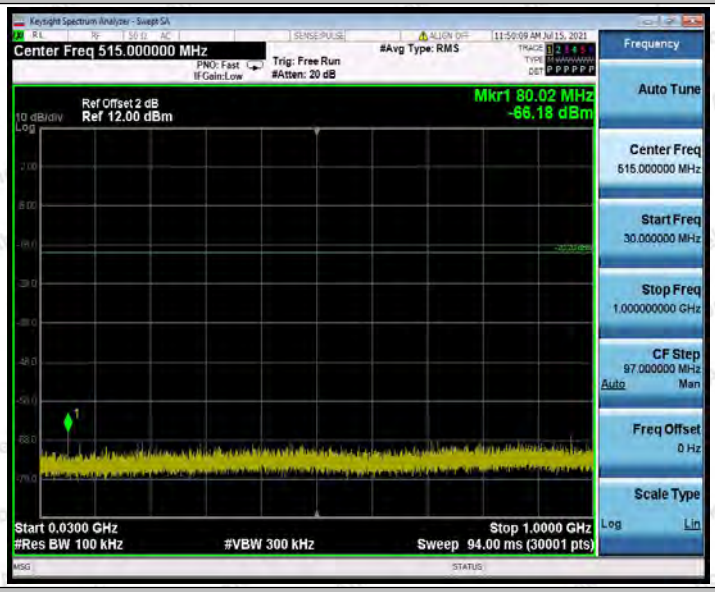

11G_Ant1_2412_1000~26500

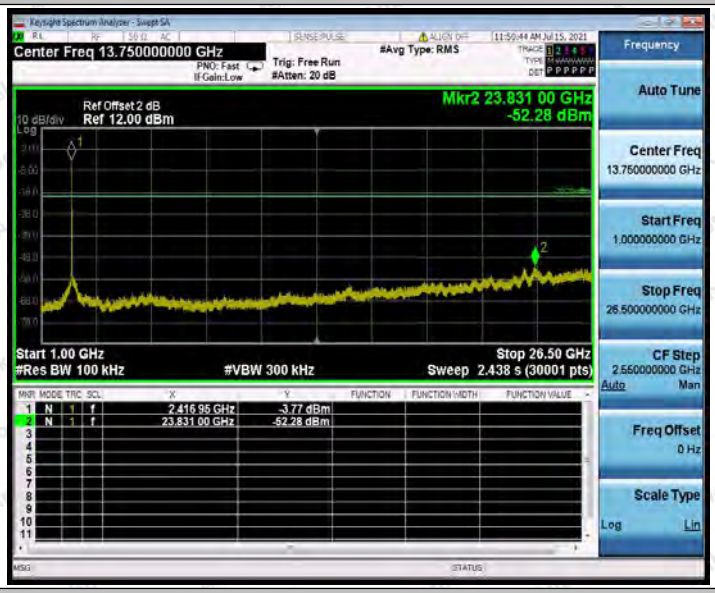

11G_Ant1_2437_0~Reference

11G_Ant1_2437_30~1000

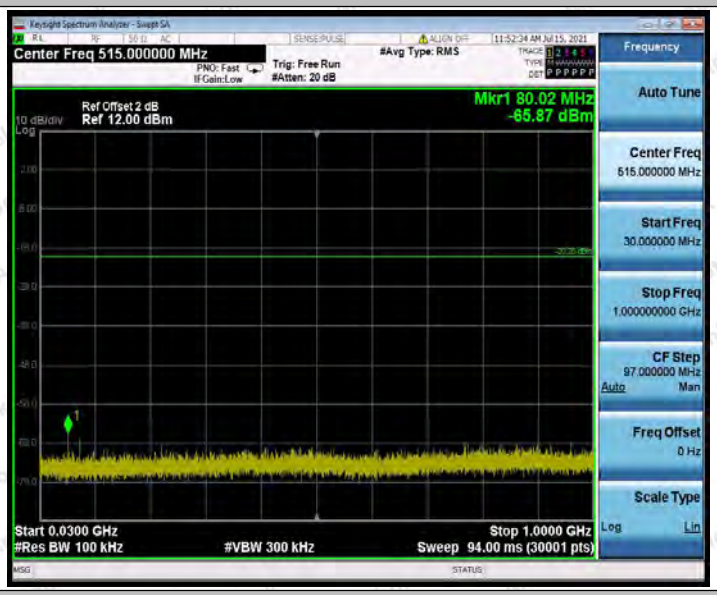

11G_Ant1_2437_1000~26500

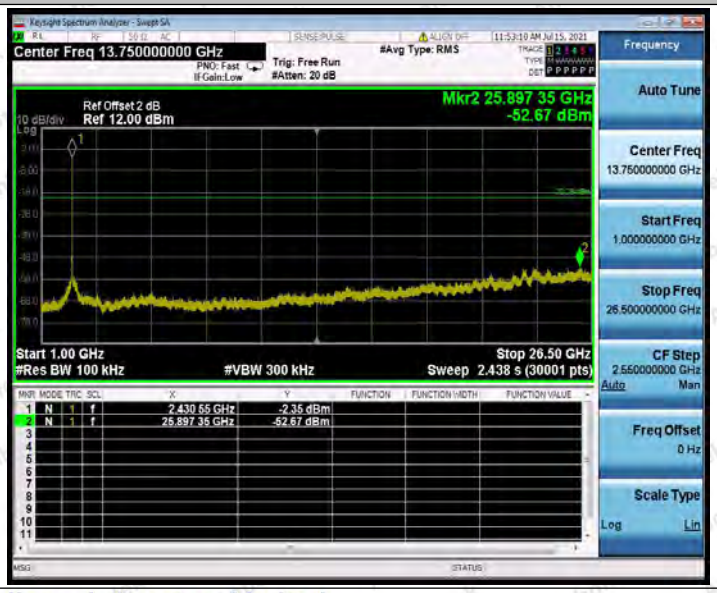

11G_Ant1_2462_0~Reference

11G_Ant1_2462_30~1000

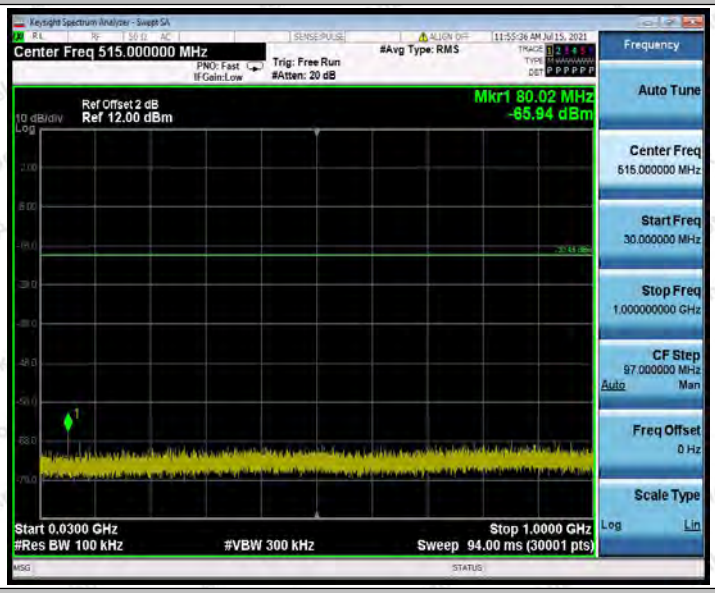

11G_Ant1_2462_1000~26500

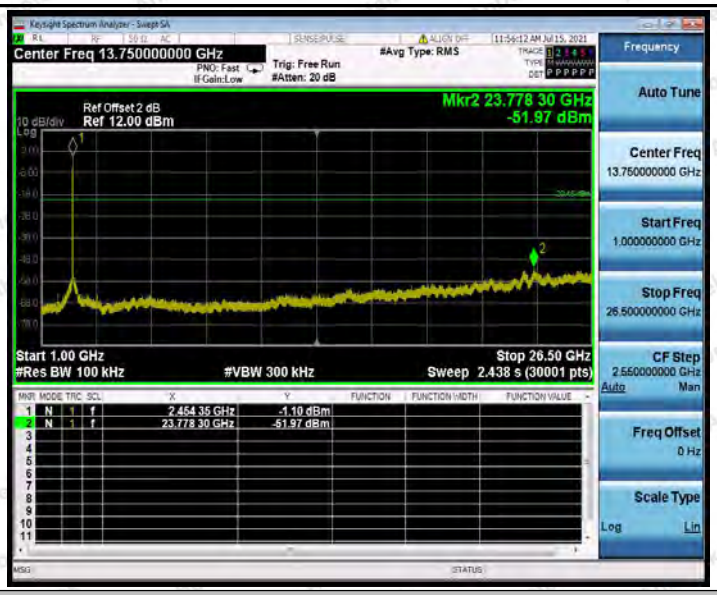

11N20_Ant1_2412_0~Reference

11N20_Ant1_2412_30~1000

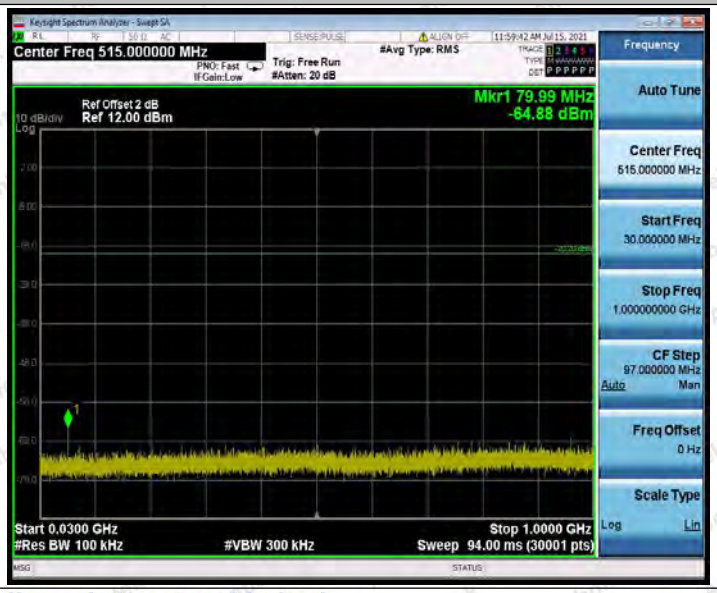

11N20_Ant1_2412_1000~26500

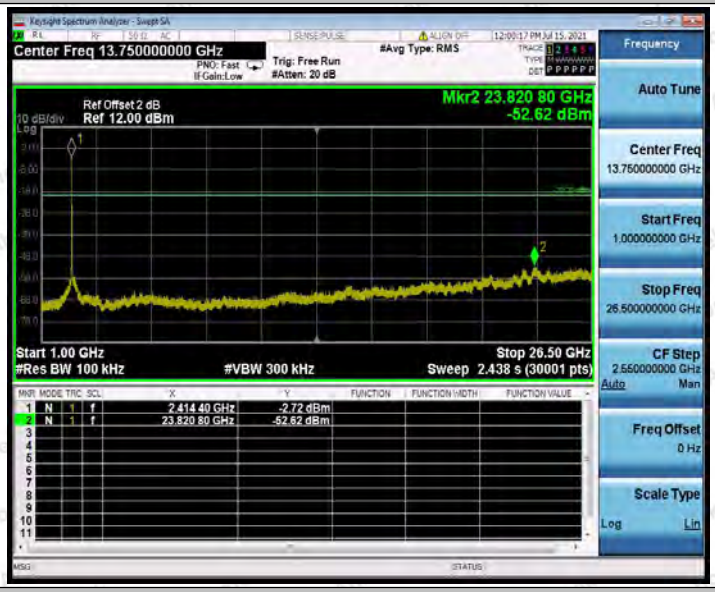

11N20_Ant1_2437_0~Reference

11N20_Ant1_2437_30~1000

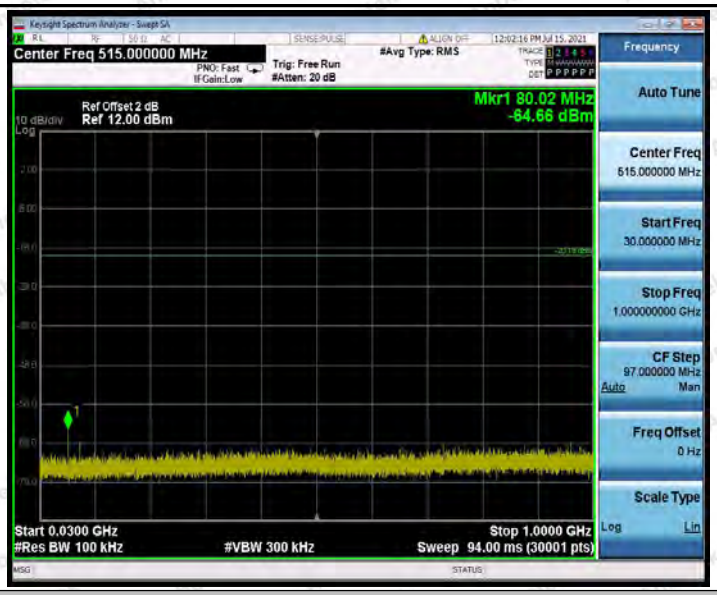

11N20_Ant1_2437_1000~26500

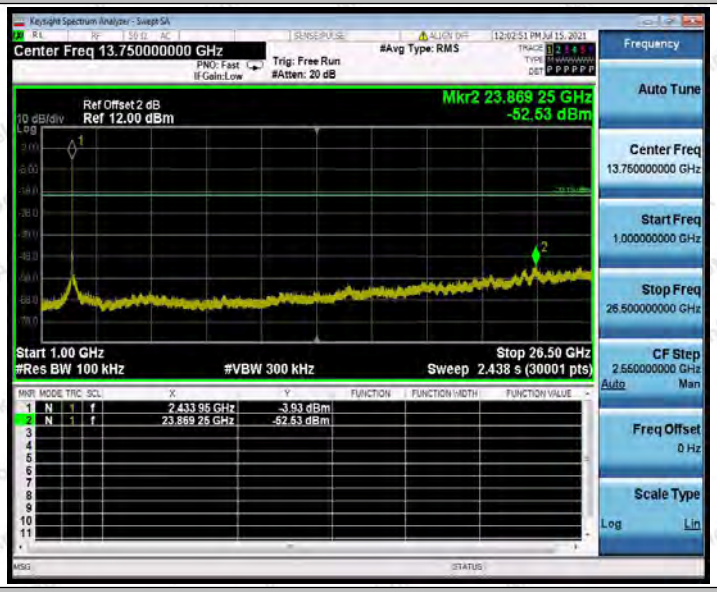

11N20_Ant1_2462_0~Reference

11N20_Ant1_2462_30~1000

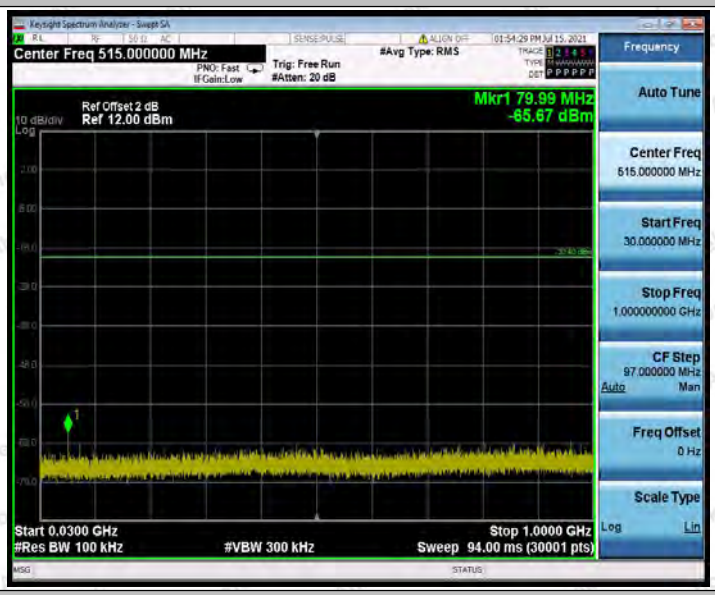

11N20_Ant1_2462_1000~26500

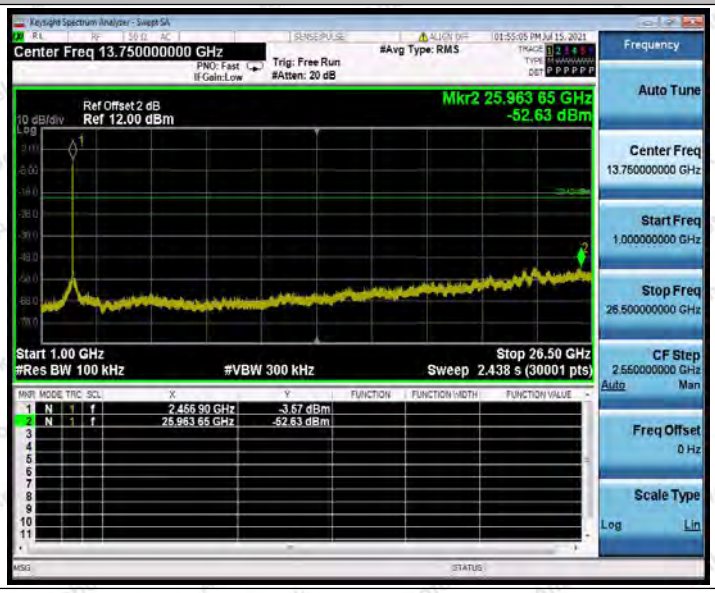

Appendix G: Duty Cycle

Test Result

TestMode	Antenna	Channel	Transmission Duration [ms]	Transmission Period [ms]	Duty Cycle [%]	Limit	Verdict
11B	Ant1	2412	12.41	12.55	98.88	---	PASS
		2437	12.41	12.55	98.88	---	PASS
		2462	12.41	12.55	98.88	---	PASS
11G	Ant1	2412	2.06	2.20	93.64	---	PASS
		2437	2.06	2.19	94.06	---	PASS
		2462	2.06	2.19	94.06	---	PASS
11N20	Ant1	2412	1.92	2.05	93.66	---	PASS
		2437	1.92	2.05	93.66	---	PASS
		2462	1.92	2.05	93.66	---	PASS
11N40	Ant1	2422	30.00	30.00	100.00	---	PASS

Test Graphs

11B_Ant1_2412

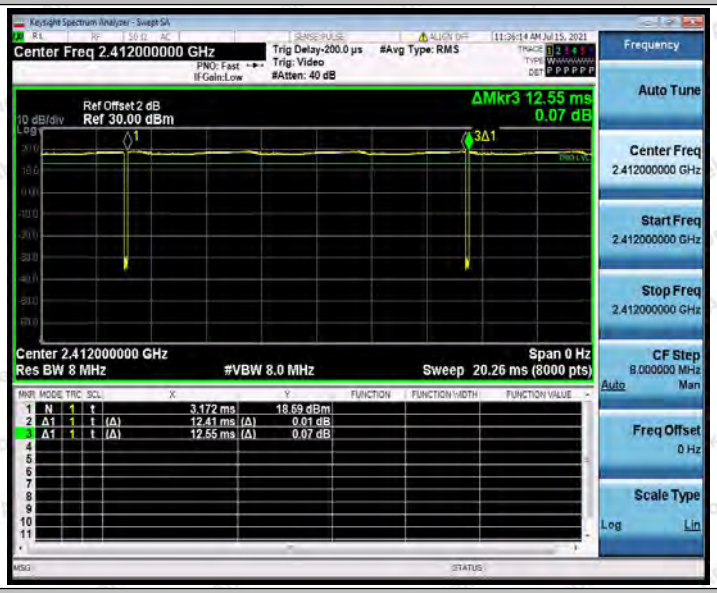

11B_Ant1_2437

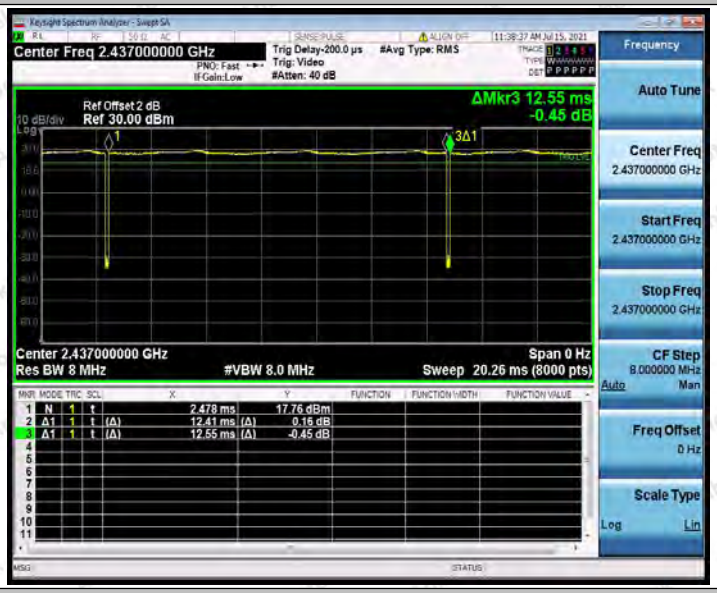

11B_Ant1_2462

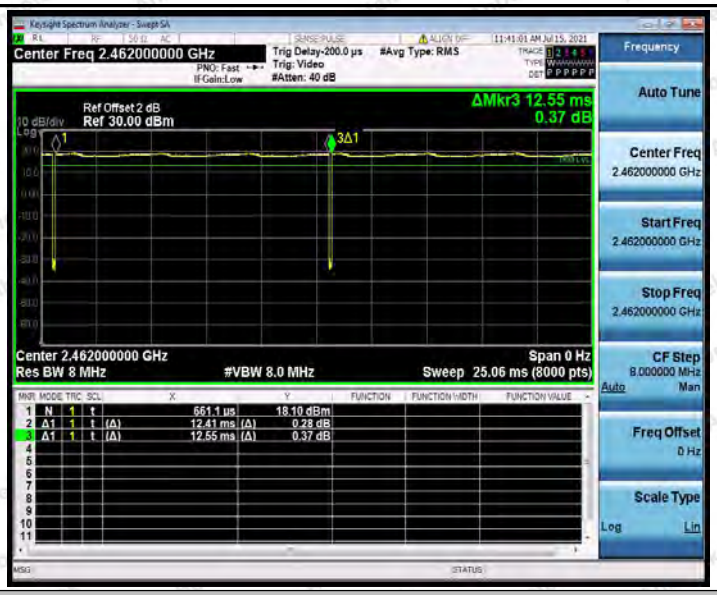

11G_Ant1_2412

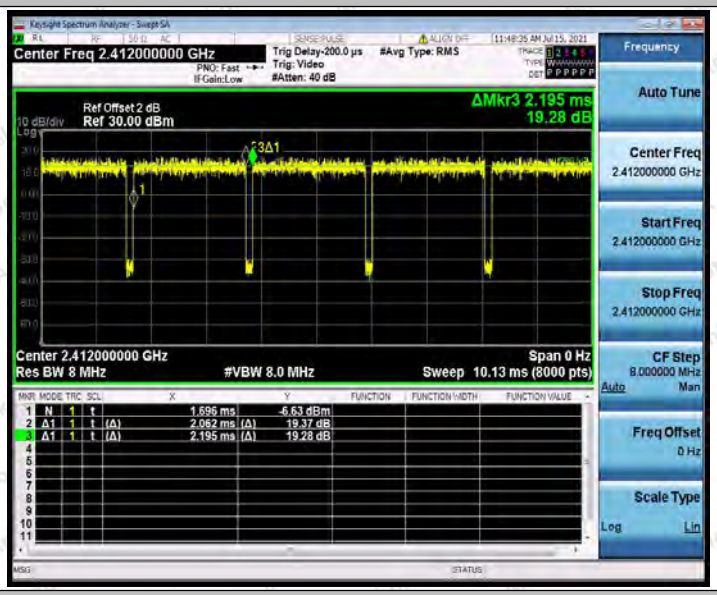

11G_Ant1_2437

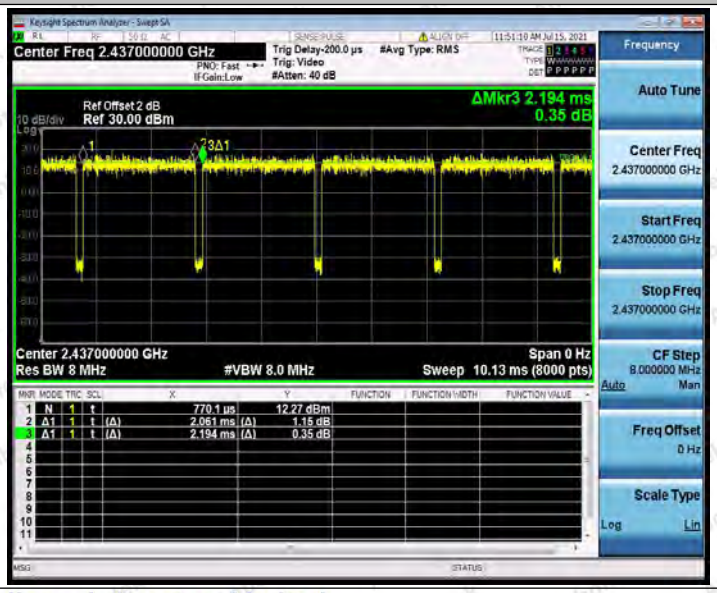

11G_Ant1_2462

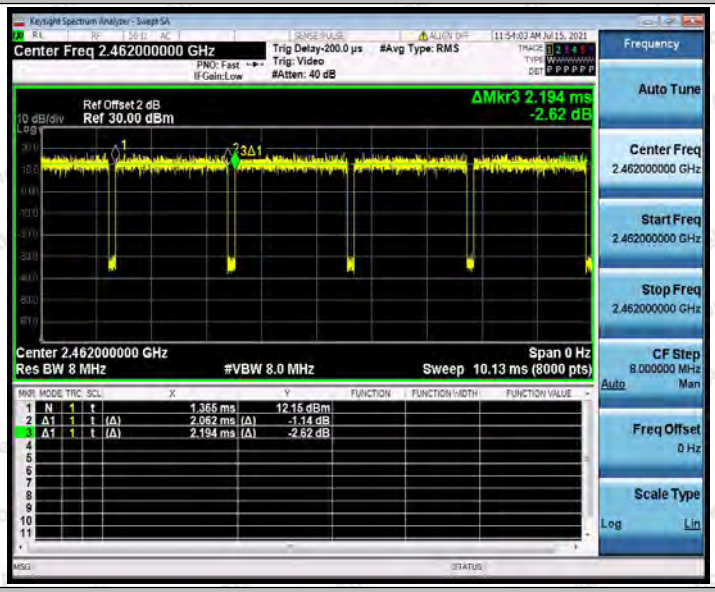

11N20_Ant1_2412

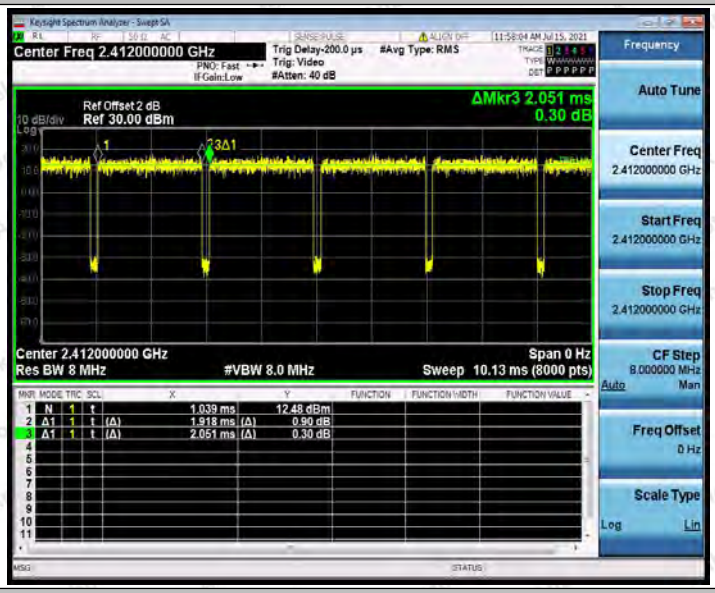

11N20_Ant1_2437

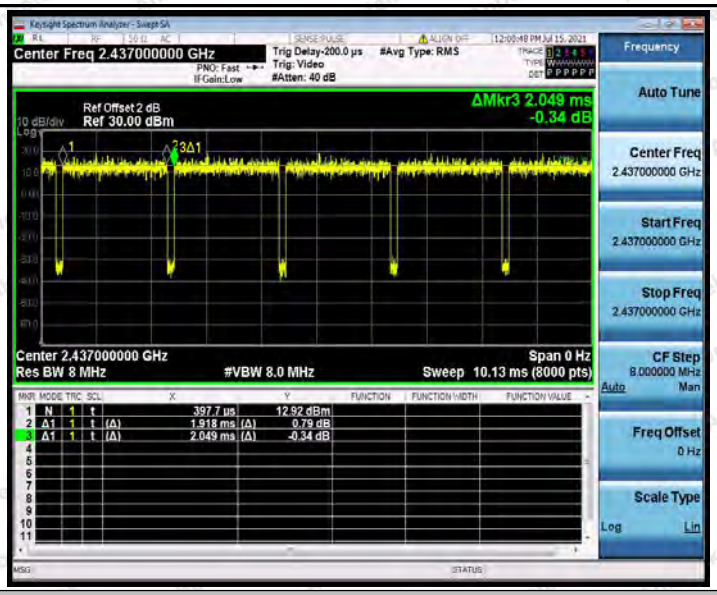

11N20_Ant1_2462

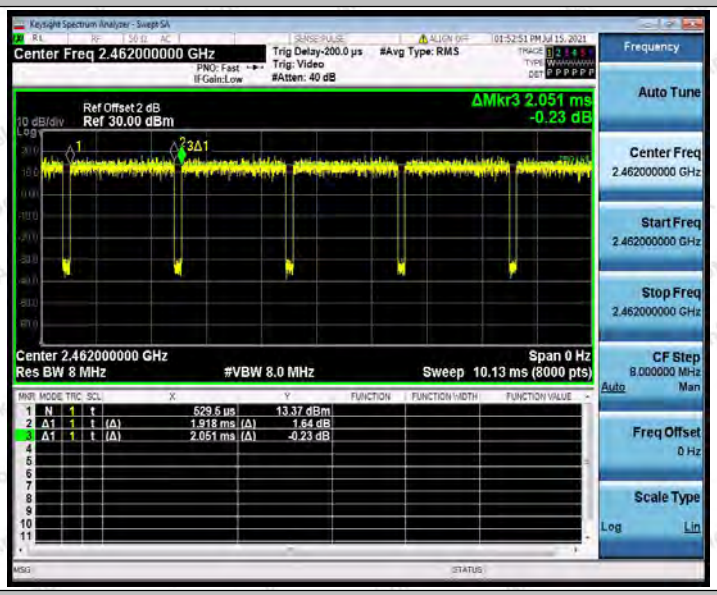

11N40_Ant1_2422

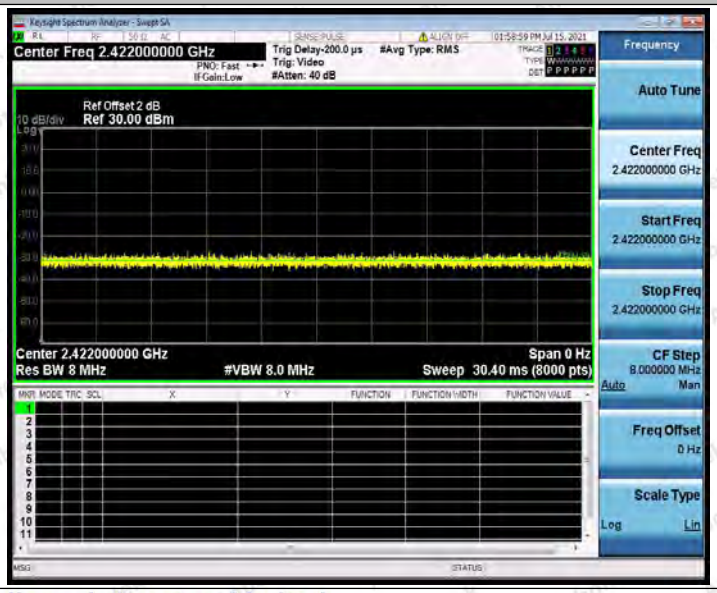

---End---