CFS NVNT 2-DH5 2441MHz Ant1

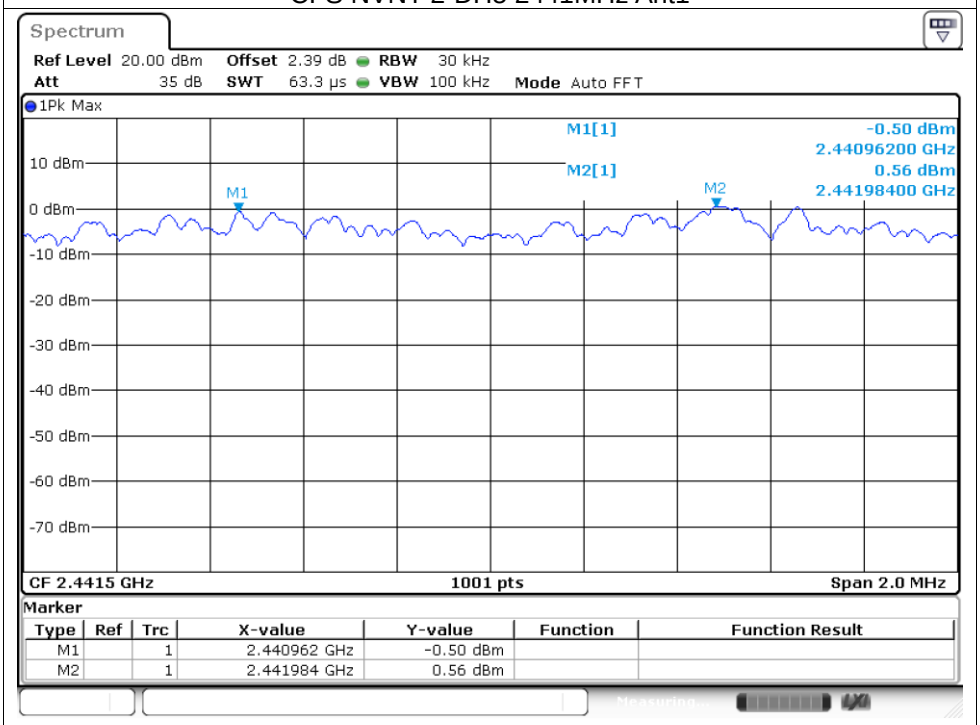

CFS NVNT 2-DH5 2480MHz Ant1

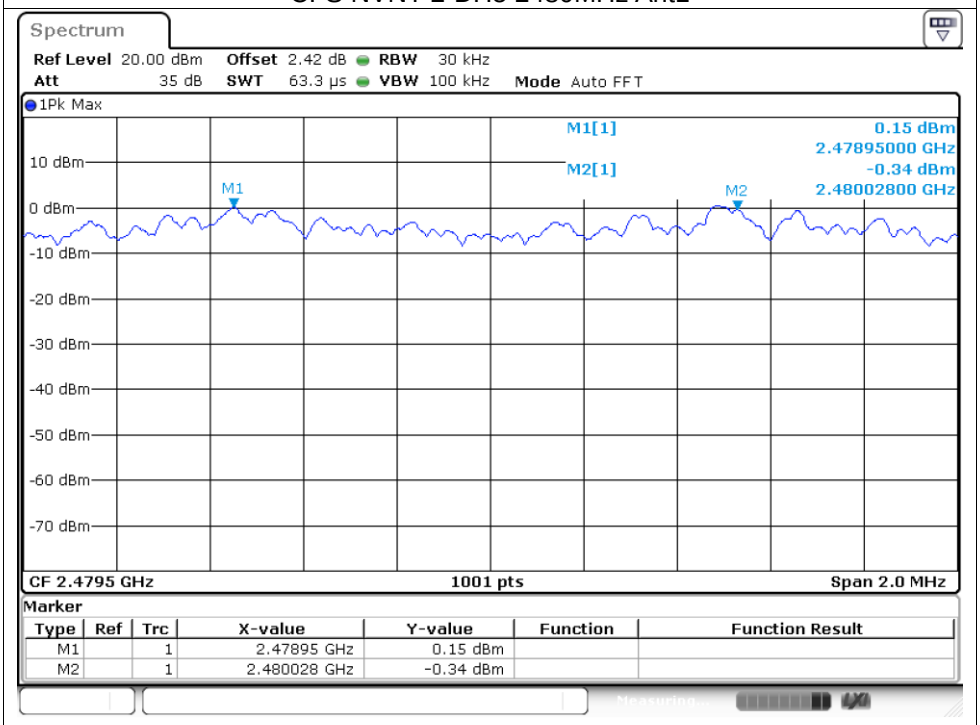

CFS NVNT 3-DH5 2402MHz Ant1

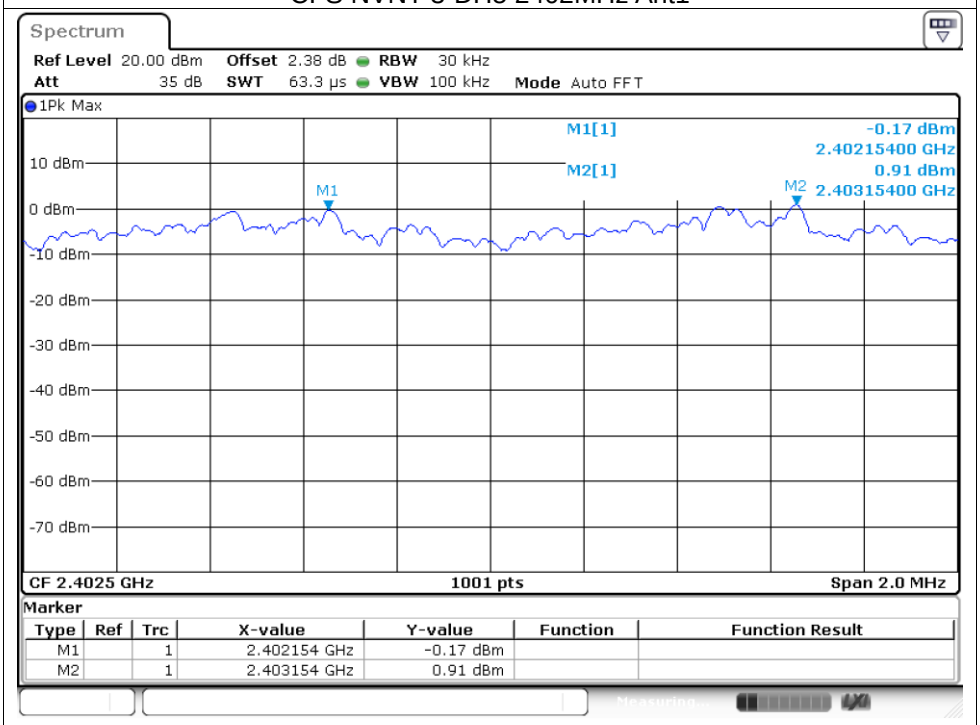

CFS NVNT 3-DH5 2441MHz Ant1

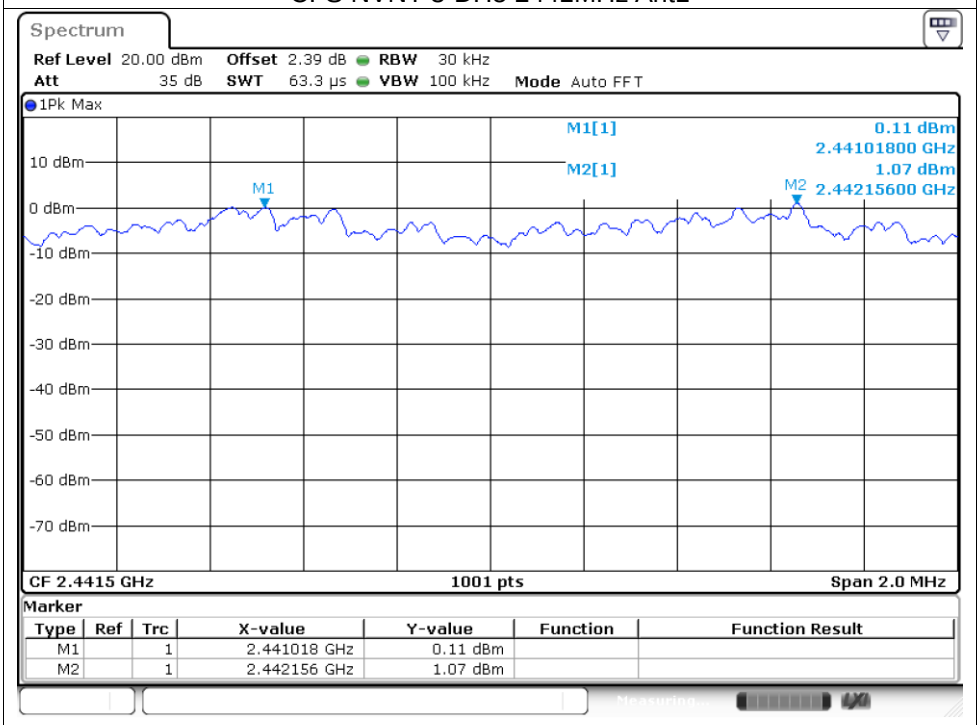

CFS NVNT 3-DH5 2480MHz Ant1

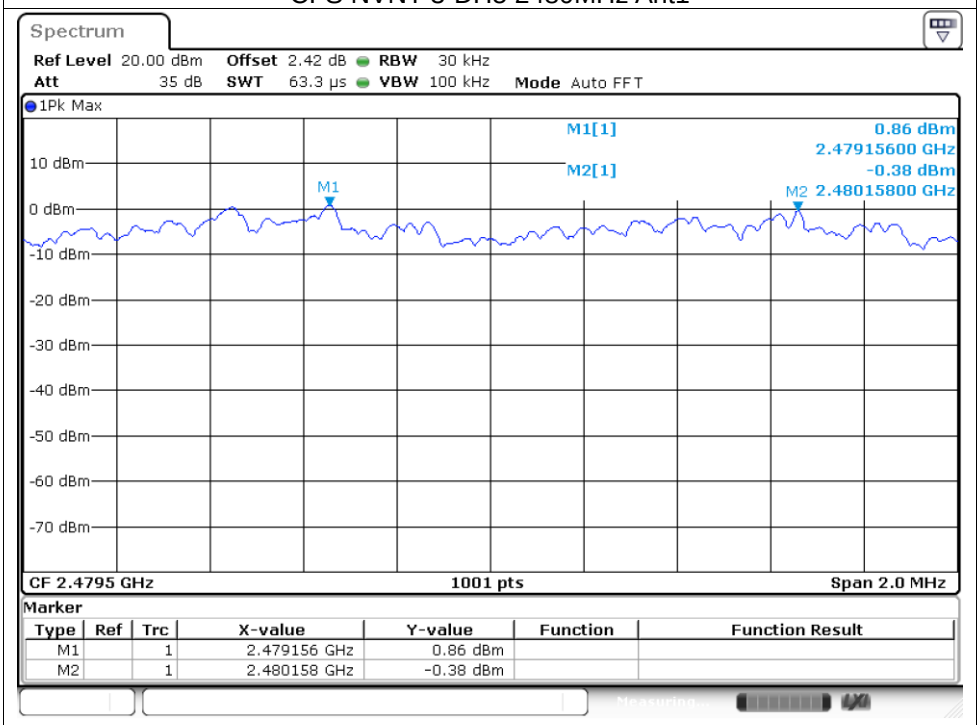

8.6 NUMBER OF HOPPING CHANNEL

Condition	Mode	Antenna	Hopping Number	Limit	Verdict
NVNT	1-DH5	Ant1	79	15	Pass
NVNT	2-DH5	Ant1	79	15	Pass
NVNT	3-DH5	Ant1	79	15	Pass

Test Graphs

Hopping No. NVNT 1-DH5 2402MHz Ant1

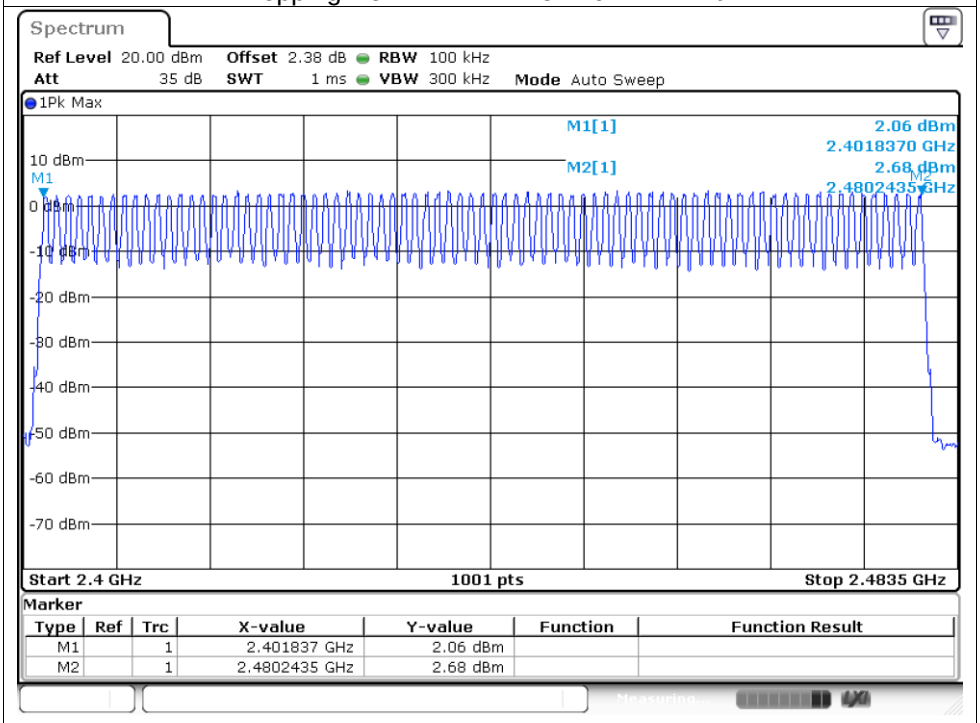

Hopping No. NVNT 2-DH5 2402MHz Ant1

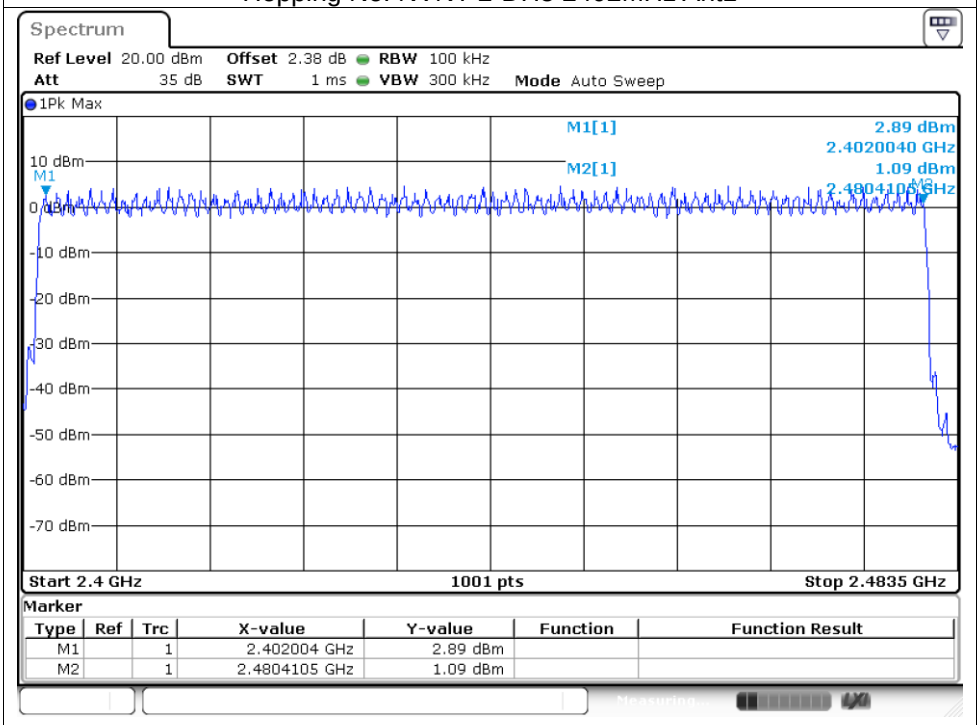

Hopping No. NVNT 3-DH5 2402MHz Ant1

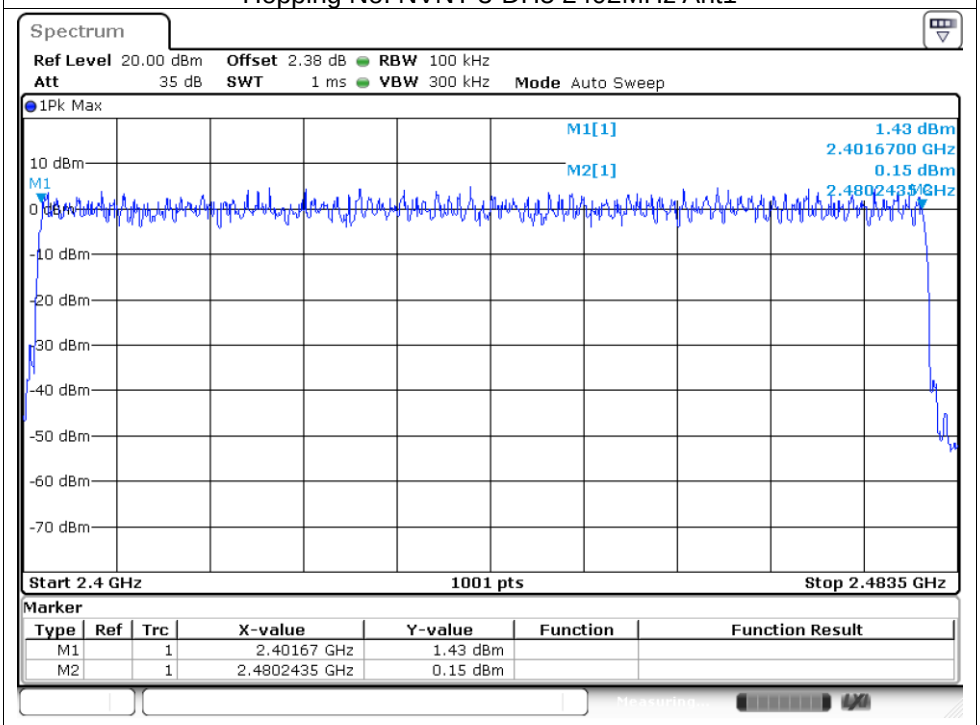

8.7 BAND EDGE

Condition	Mode	Frequency (MHz)	Antenna	Hopping Mode	Max Value (dBc)	Limit (dBc)	Verdict
NVNT	1-DH5	2402	Ant1	No-Hopping	-53.48	-20	Pass
NVNT	1-DH5	2480	Ant1	No-Hopping	-44.24	-20	Pass
NVNT	2-DH5	2402	Ant1	No-Hopping	-53.96	-20	Pass
NVNT	2-DH5	2480	Ant1	No-Hopping	-43.81	-20	Pass
NVNT	3-DH5	2402	Ant1	No-Hopping	-55.03	-20	Pass
NVNT	3-DH5	2480	Ant1	No-Hopping	-55.17	-20	Pass

Test Graphs

Band Edge NVNT 1-DH5 2402MHz Ant1 No-Hopping Ref

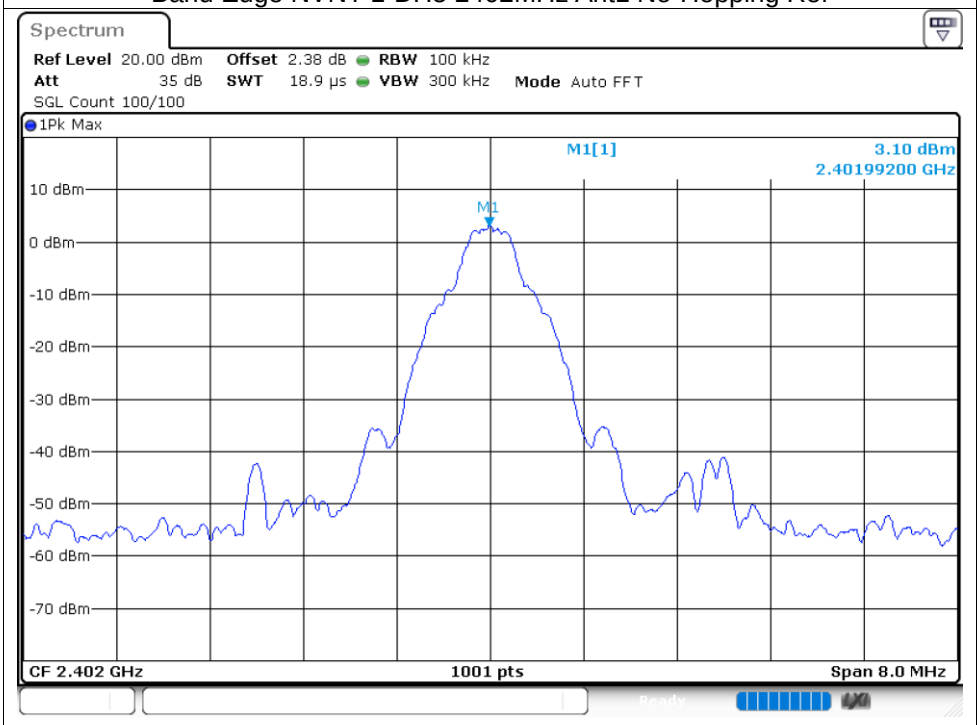

Band Edge NVNT 1-DH5 2402MHz Ant1 No-Hopping Emission

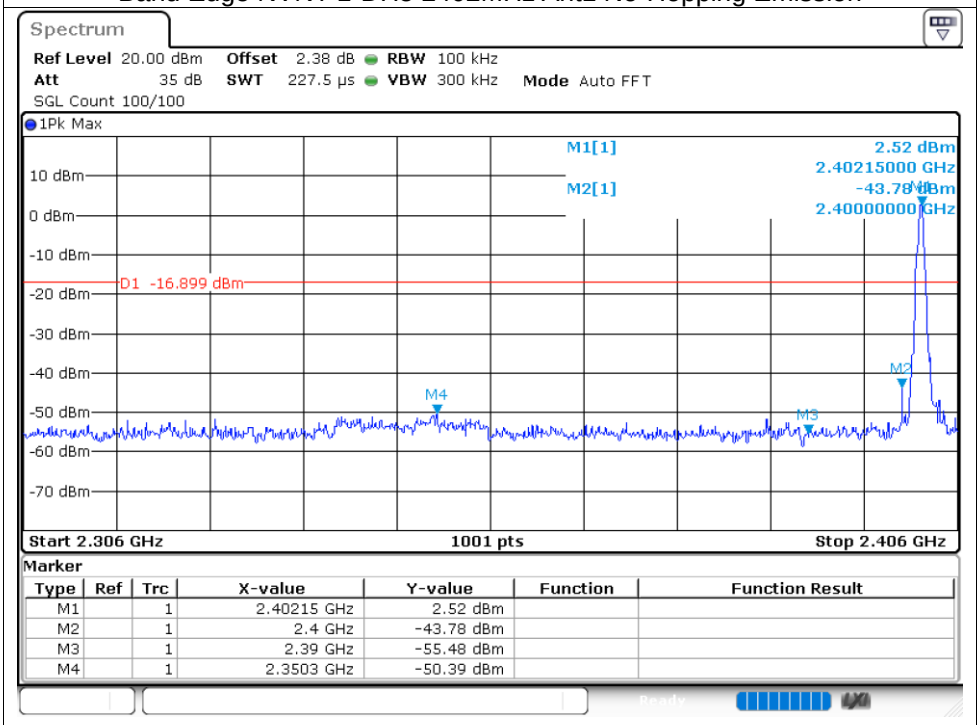

Marker

Type	Ref	Trc	X-value	Y-value	Function	Function Result
M1		1	2.40215 GHz	2.52 dBm		
M2		1	2.4 GHz	-43.78 dBm		
M3		1	2.39 GHz	-55.48 dBm		
M4		1	2.3503 GHz	-50.39 dBm		

Band Edge NVNT 1-DH5 2480MHz Ant1 No-Hopping Ref

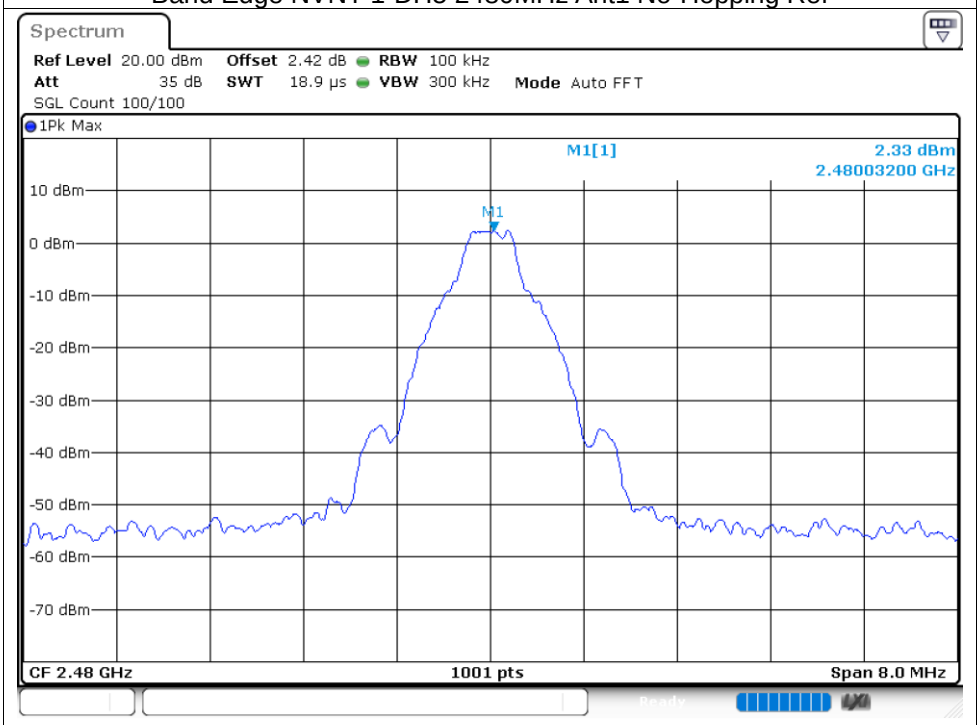

Band Edge NVNT 1-DH5 2480MHz Ant1 No-Hopping Emission

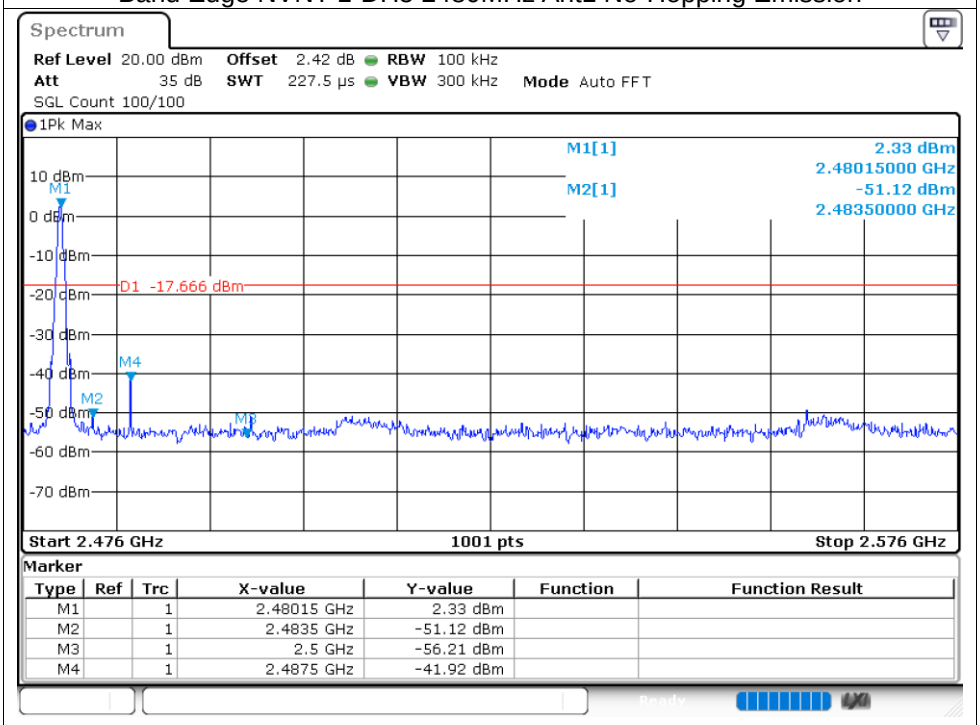

Marker

Type	Ref	Trc	X-value	Y-value	Function	Function Result
M1		1	2.48015 GHz	2.33 dBm		
M2		1	2.4835 GHz	-51.12 dBm		
M3		1	2.5 GHz	-56.21 dBm		
M4		1	2.4875 GHz	-41.92 dBm		

Band Edge NVNT 2-DH5 2402MHz Ant1 No-Hopping Ref

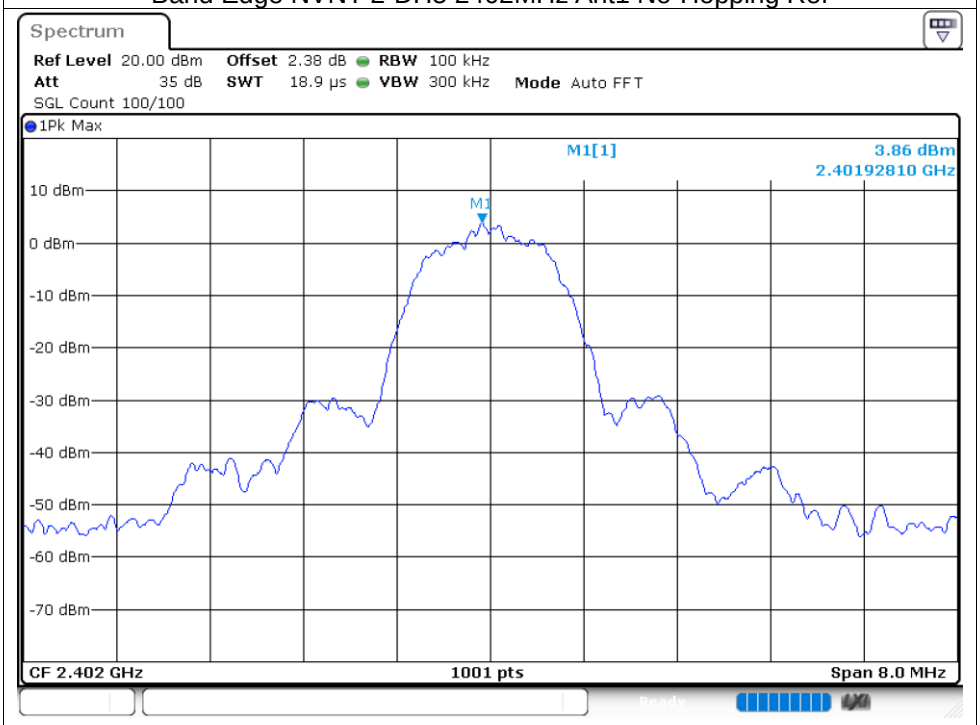

Band Edge NVNT 2-DH5 2402MHz Ant1 No-Hopping Emission

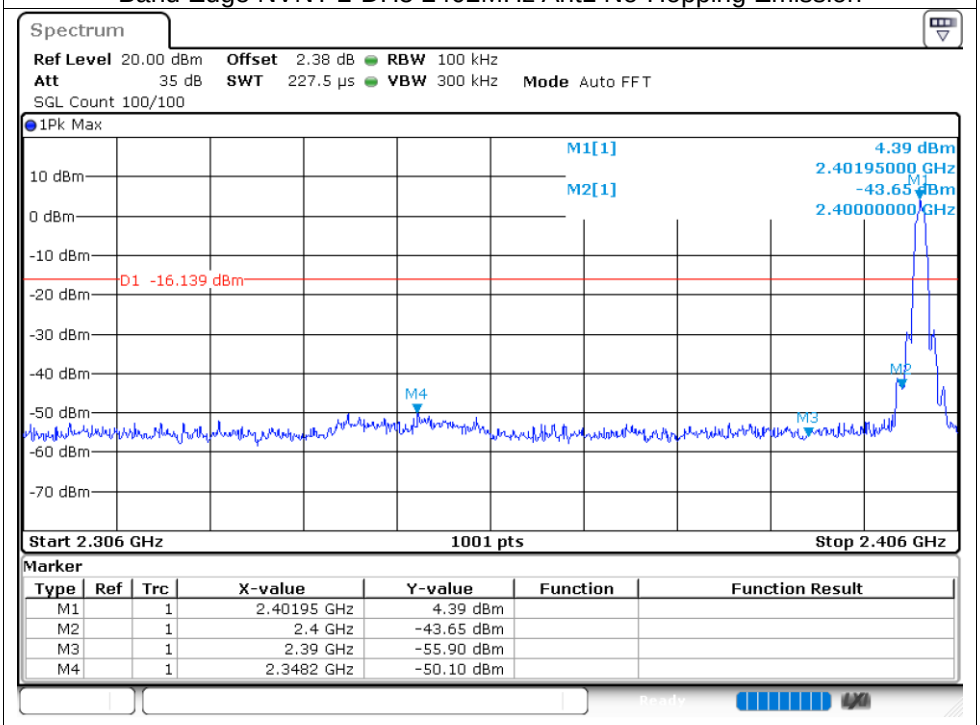

Band Edge NVNT 2-DH5 2480MHz Ant1 No-Hopping Ref

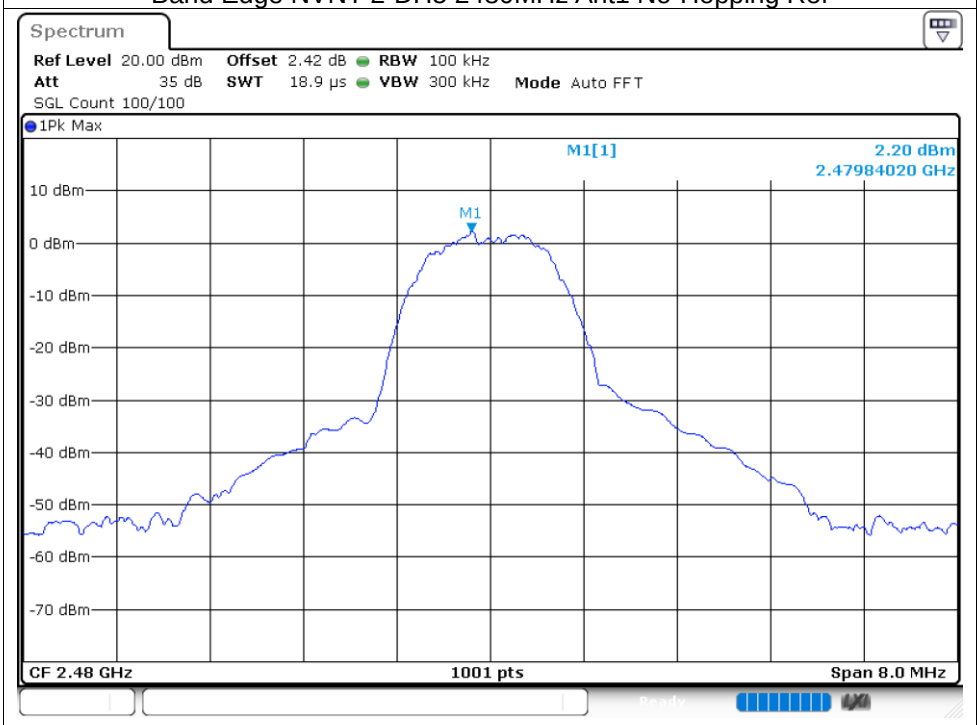

Band Edge NVNT 2-DH5 2480MHz Ant1 No-Hopping Emission

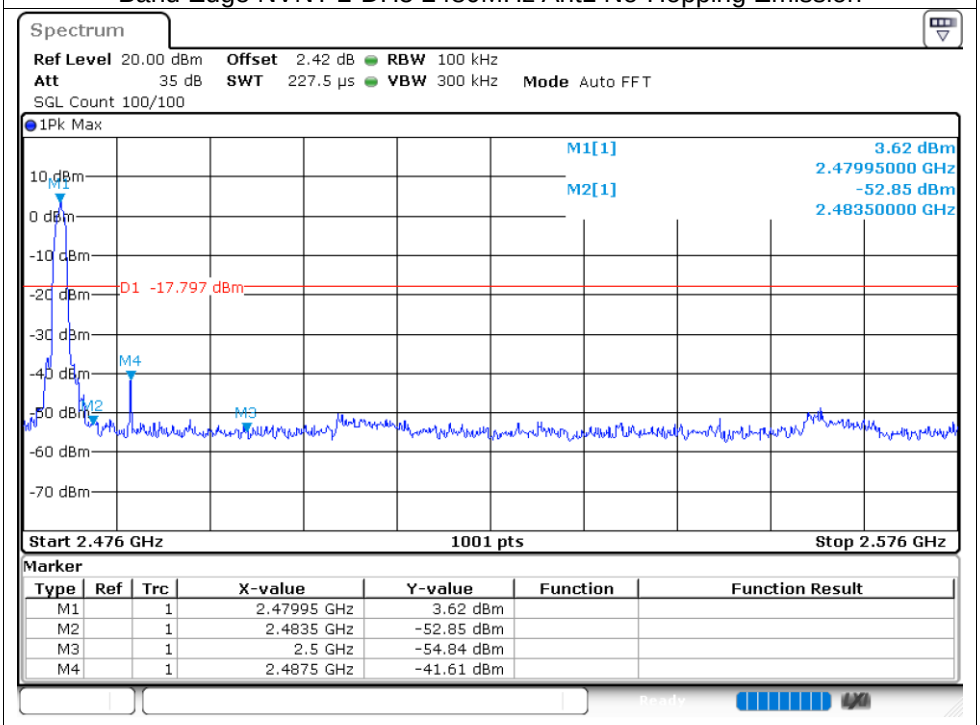

Marker

Type	Ref	Trc	X-value	Y-value	Function	Function Result
M1		1	2.47995 GHz	3.62 dBm		
M2		1	2.4835 GHz	-52.85 dBm		
M3		1	2.5 GHz	-54.84 dBm		
M4		1	2.4875 GHz	-41.61 dBm		

Band Edge NVNT 3-DH5 2402MHz Ant1 No-Hopping Ref

Band Edge NVNT 3-DH5 2402MHz Ant1 No-Hopping Emission

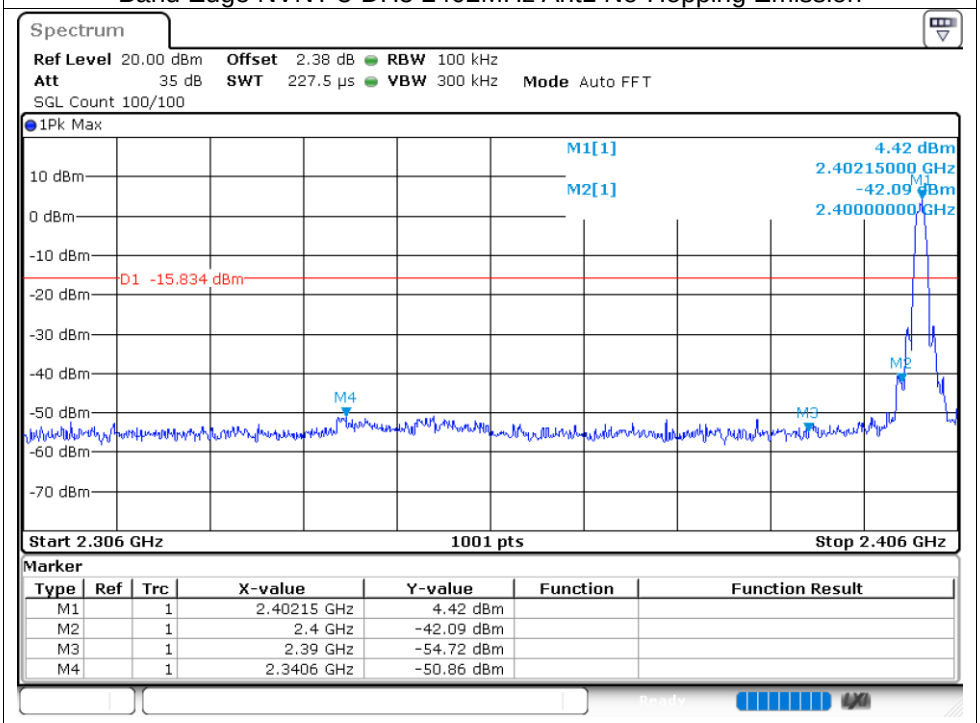

Marker

Type	Ref	Trc	X-value	Y-value	Function	Function Result
M1		1	2.40215 GHz	4.42 dBm		
M2		1	2.4 GHz	-42.09 dBm		
M3		1	2.39 GHz	-54.72 dBm		
M4		1	2.3406 GHz	-50.86 dBm		

Band Edge NVNT 3-DH5 2480MHz Ant1 No-Hopping Ref

Band Edge NVNT 3-DH5 2480MHz Ant1 No-Hopping Emission

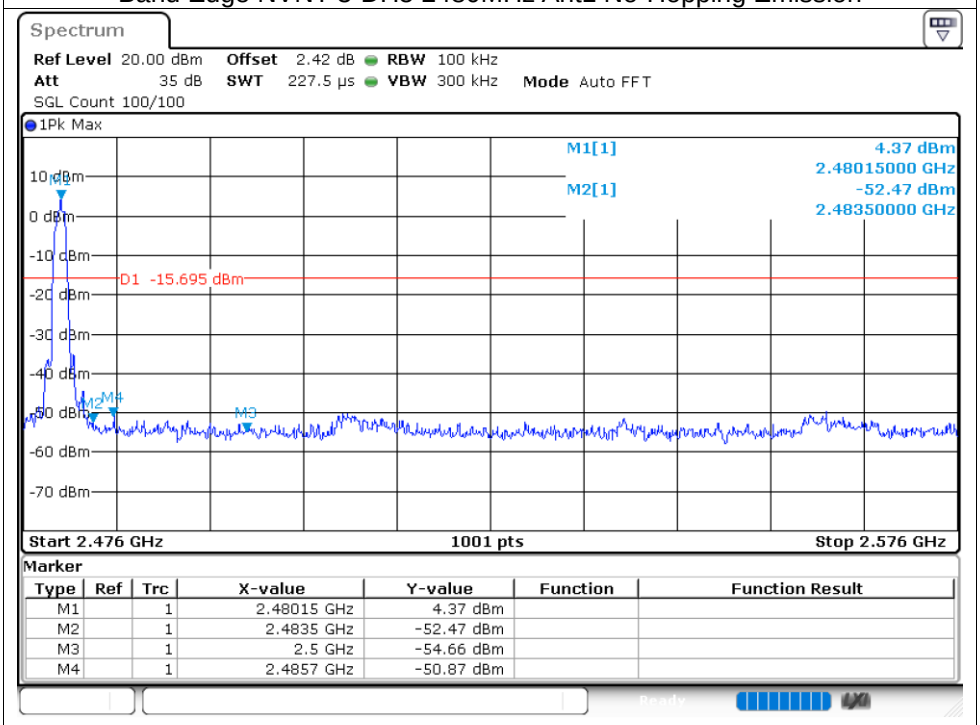

8.8 BAND EDGE(HOPPING)

Condition	Mode	Frequency (MHz)	Antenna	Hopping Mode	Max Value (dBc)	Limit (dBc)	Verdict
NVNT	1-DH5	2402	Ant1	Hopping	-51.95	-20	Pass
NVNT	1-DH5	2480	Ant1	Hopping	-54.49	-20	Pass
NVNT	2-DH5	2402	Ant1	Hopping	-53.98	-20	Pass
NVNT	2-DH5	2480	Ant1	Hopping	-55.68	-20	Pass
NVNT	3-DH5	2402	Ant1	Hopping	-53.6	-20	Pass
NVNT	3-DH5	2480	Ant1	Hopping	-55.94	-20	Pass

Test Graphs

Band Edge(Hopping) NVNT 1-DH5 2402MHz Ant1 Hopping Ref

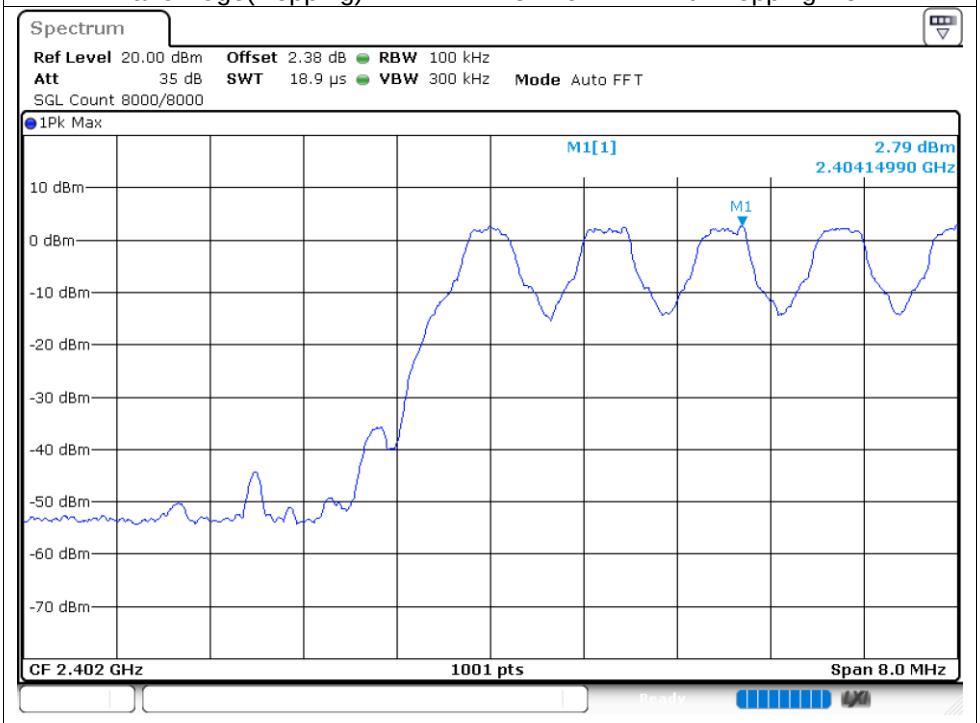

Band Edge(Hopping) NVNT 1-DH5 2402MHz Ant1 Hopping Emission

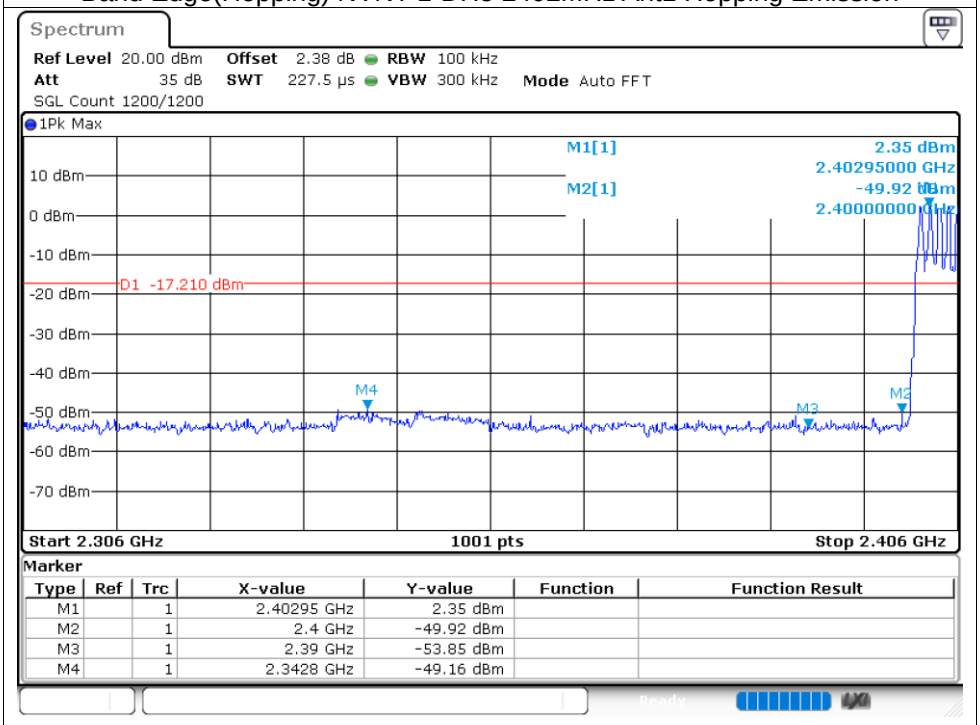

Marker

Type	Ref	Trc	X-value	Y-value	Function	Function Result
M1		1	2.40295 GHz	2.35 dBm		
M2		1	2.4 GHz	-49.92 dBm		
M3		1	2.39 GHz	-53.85 dBm		
M4		1	2.3428 GHz	-49.16 dBm		

Band Edge(Hopping) NVNT 1-DH5 2480MHz Ant1 Hopping Ref

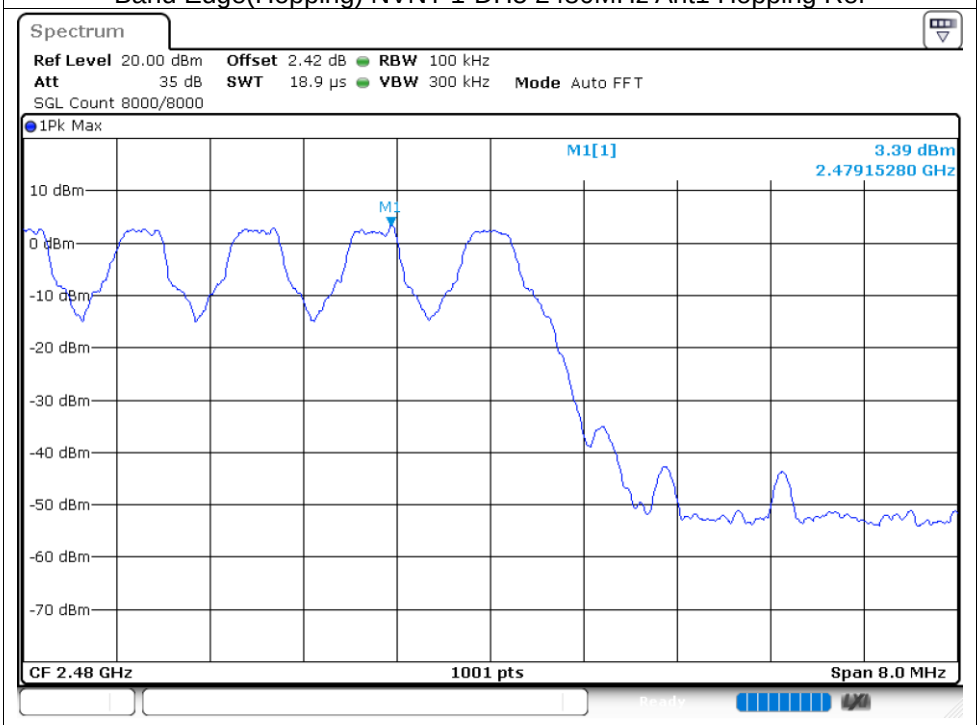

Band Edge(Hopping) NVNT 1-DH5 2480MHz Ant1 Hopping Emission

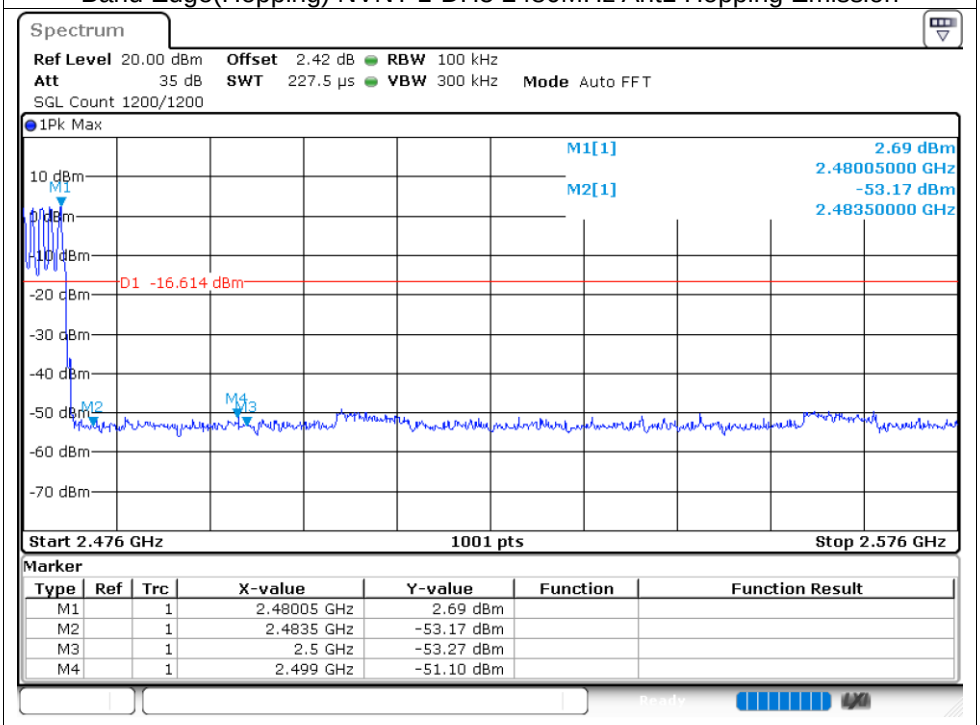

Marker

Type	Ref	Trc	X-value	Y-value	Function	Function Result
M1		1	2.48005 GHz	2.69 dBm		
M2		1	2.4835 GHz	-53.17 dBm		
M3		1	2.5 GHz	-53.27 dBm		
M4		1	2.499 GHz	-51.10 dBm		

Band Edge(Hopping) NVNT 2-DH5 2402MHz Ant1 Hopping Ref

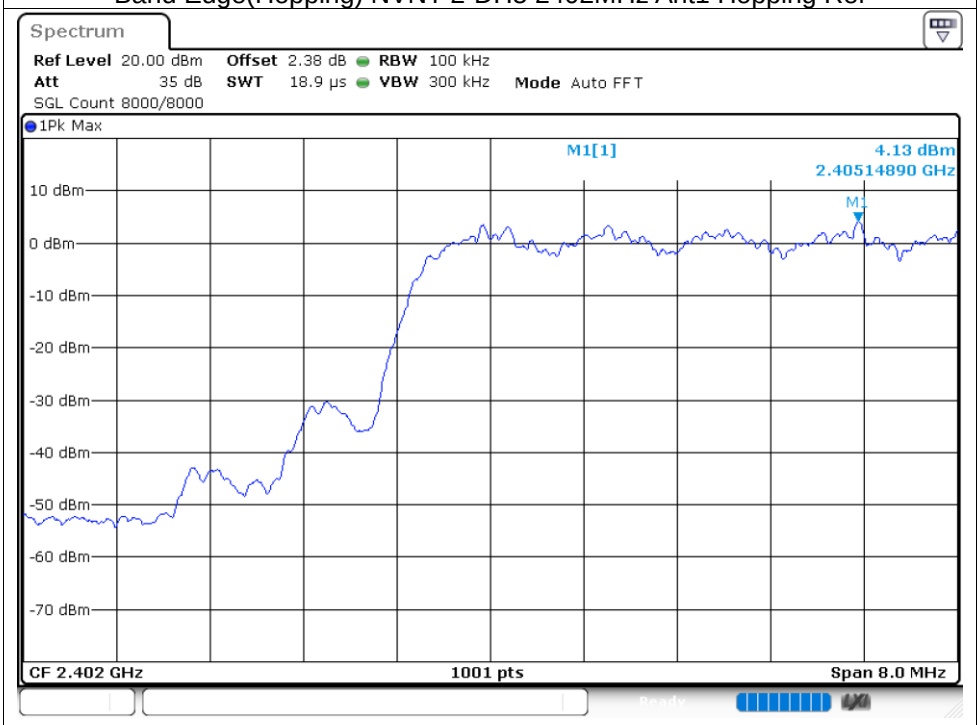

Band Edge(Hopping) NVNT 2-DH5 2402MHz Ant1 Hopping Emission

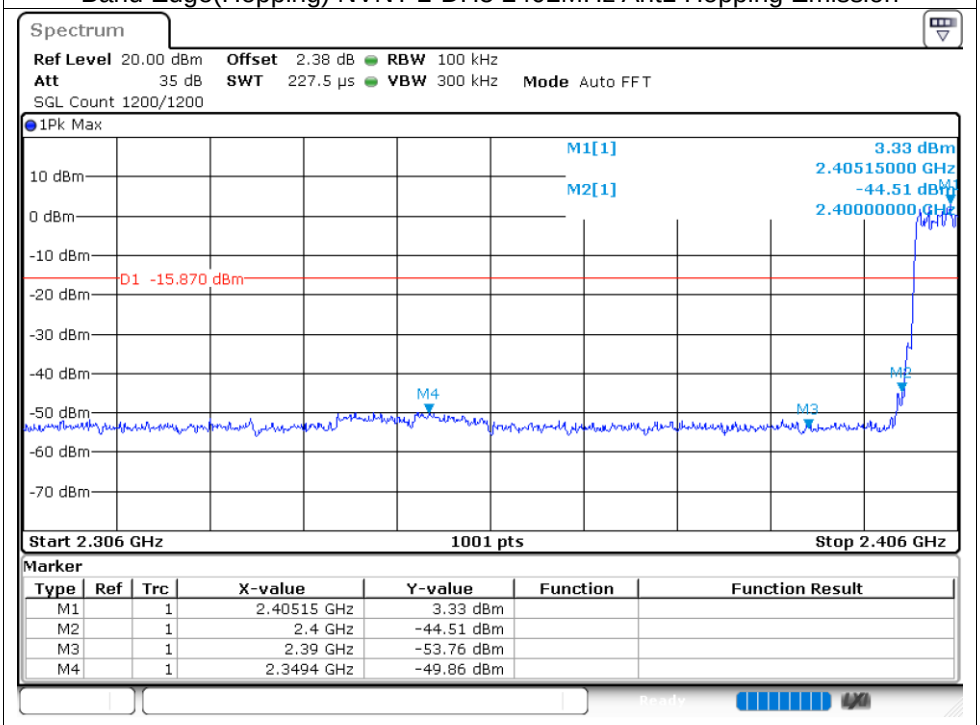

Marker

Type	Ref	Trc	X-value	Y-value	Function	Function Result
M1		1	2.40515 GHz	3.33 dBm		
M2		1	2.4 GHz	-44.51 dBm		
M3		1	2.39 GHz	-53.76 dBm		
M4		1	2.3494 GHz	-49.86 dBm		

Band Edge(Hopping) NVNT 2-DH5 2480MHz Ant1 Hopping Ref

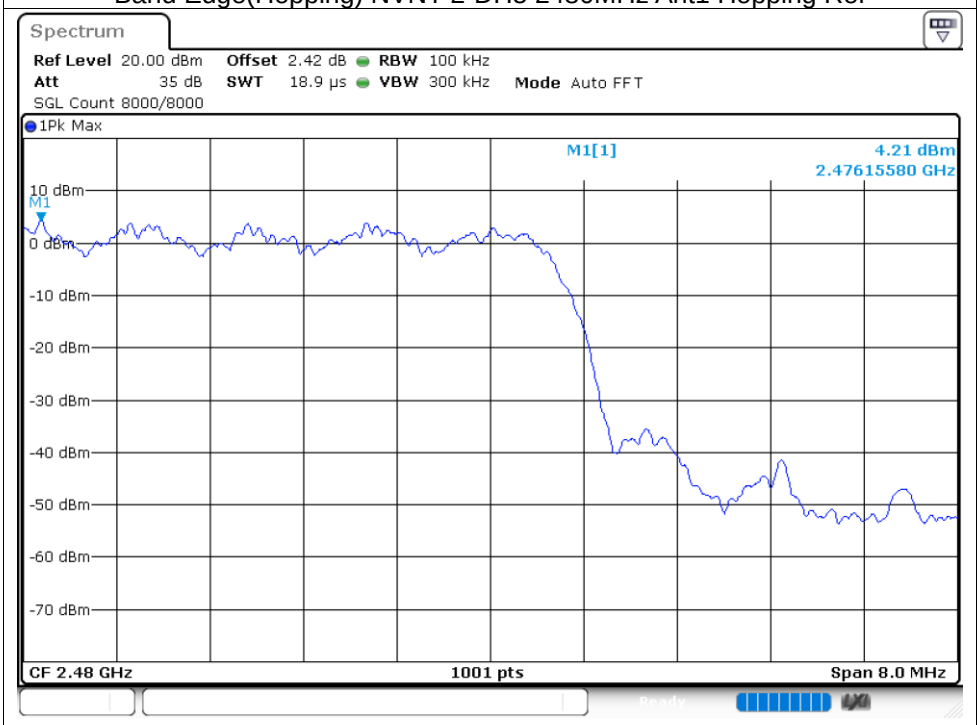

Band Edge(Hopping) NVNT 2-DH5 2480MHz Ant1 Hopping Emission

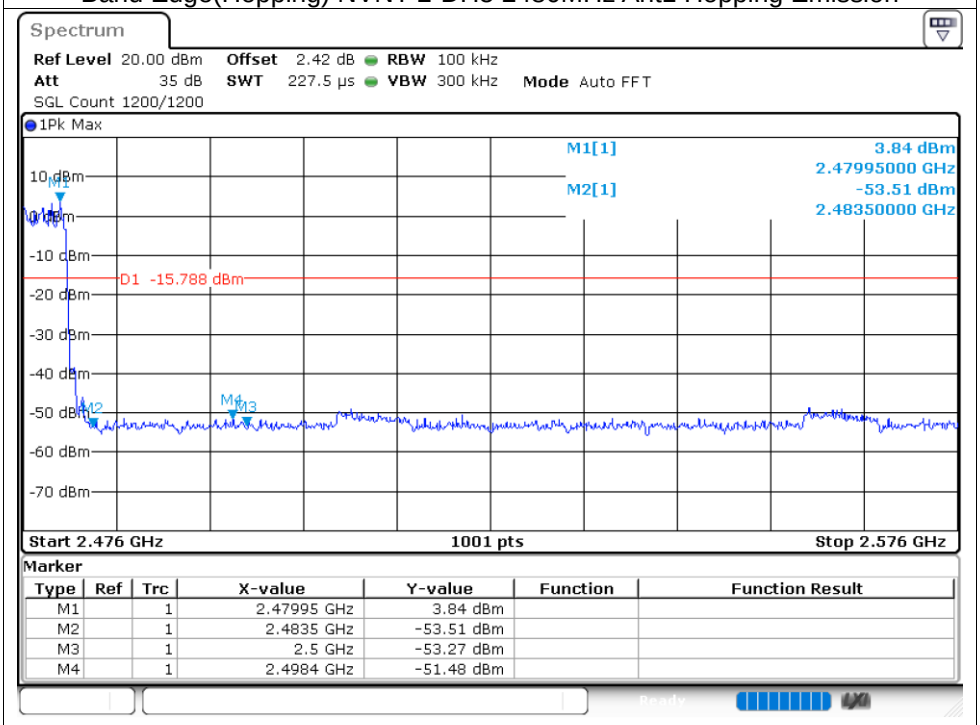

Marker

Type	Ref	Trc	X-value	Y-value	Function	Function Result
M1		1	2.47995 GHz	3.84 dBm		
M2		1	2.4835 GHz	-53.51 dBm		
M3		1	2.5 GHz	-53.27 dBm		
M4		1	2.4984 GHz	-51.48 dBm		

Band Edge(Hopping) NVNT 3-DH5 2402MHz Ant1 Hopping Ref

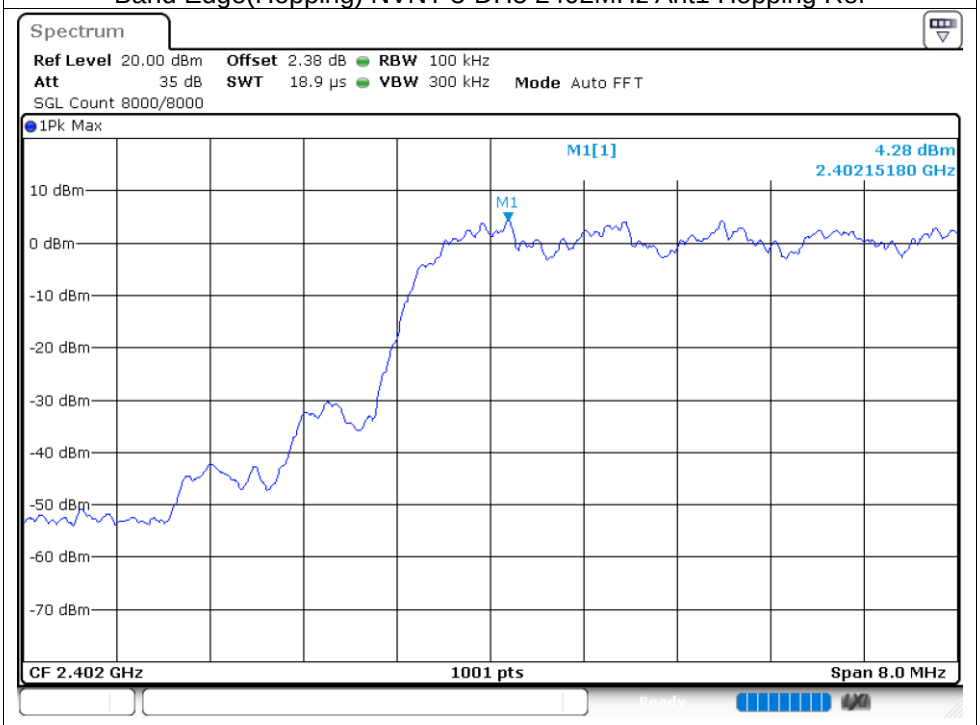

Band Edge(Hopping) NVNT 3-DH5 2402MHz Ant1 Hopping Emission

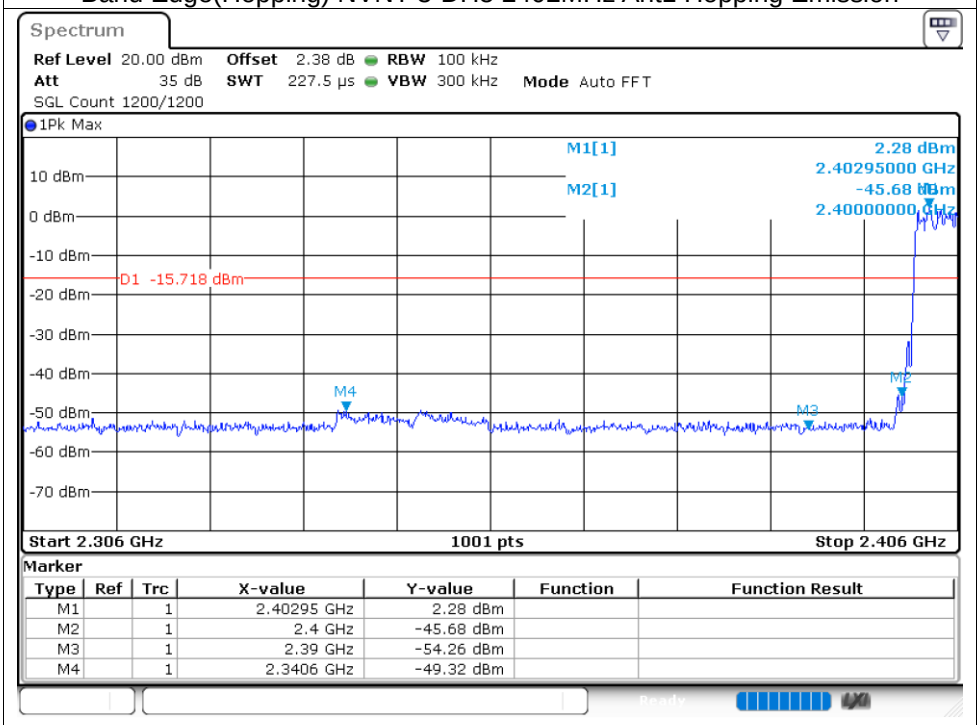

Marker

Type	Ref	Trc	X-value	Y-value	Function	Function Result
M1		1	2.40295 GHz	2.28 dBm		
M2		1	2.4 GHz	-45.68 dBm		
M3		1	2.39 GHz	-54.26 dBm		
M4		1	2.3406 GHz	-49.32 dBm		

Band Edge(Hopping) NVNT 3-DH5 2480MHz Ant1 Hopping Ref

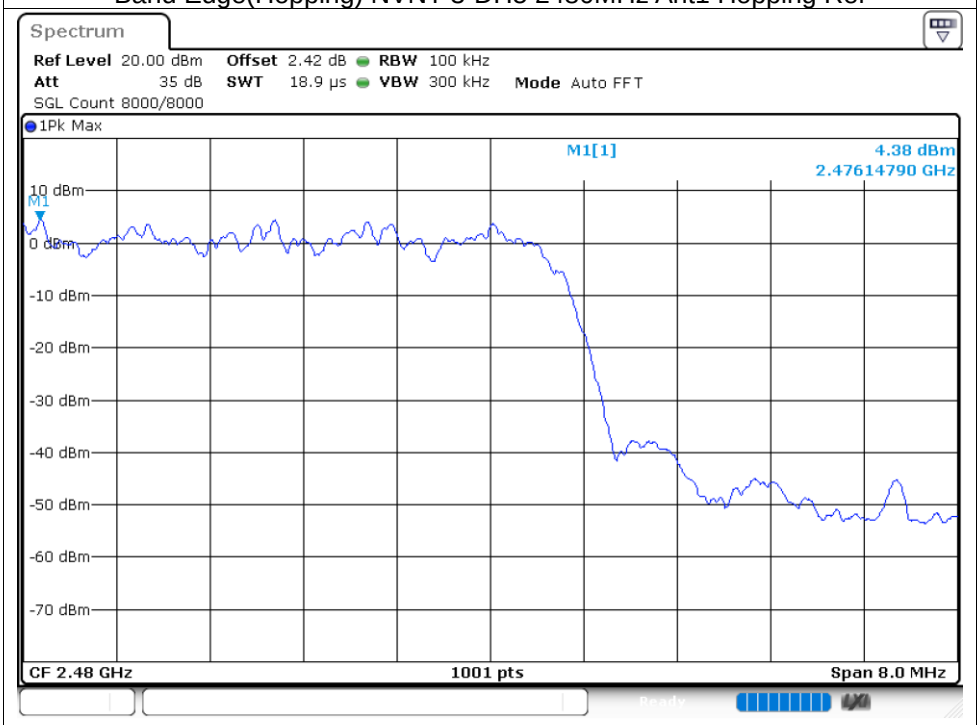

Band Edge(Hopping) NVNT 3-DH5 2480MHz Ant1 Hopping Emission

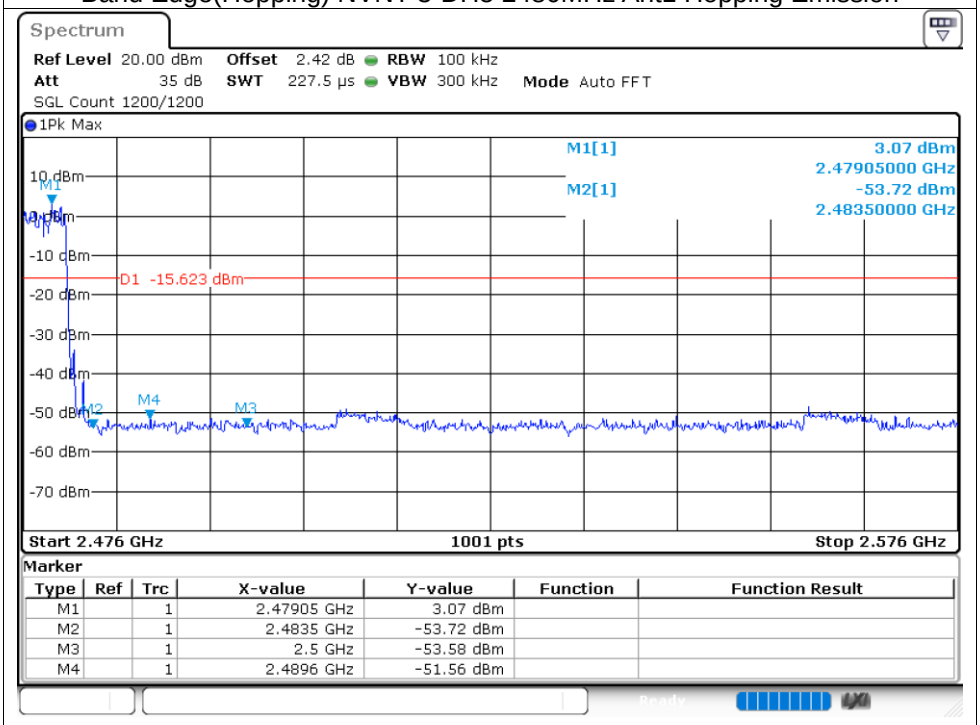

Marker

Type	Ref	Trc	X-value	Y-value	Function	Function Result
M1		1	2.47905 GHz	3.07 dBm		
M2		1	2.4835 GHz	-53.72 dBm		
M3		1	2.5 GHz	-53.58 dBm		
M4		1	2.4896 GHz	-51.56 dBm		

8.9 CONDUCTED RF SPURIOUS EMISSION

Condition	Mode	Frequency (MHz)	Antenna	Max Value (dBc)	Limit (dBc)	Verdict
NVNT	1-DH5	2402	Ant1	-53.51	-20	Pass
NVNT	1-DH5	2441	Ant1	-53.45	-20	Pass
NVNT	1-DH5	2480	Ant1	-53.67	-20	Pass
NVNT	2-DH5	2402	Ant1	-54.57	-20	Pass
NVNT	2-DH5	2441	Ant1	-55.94	-20	Pass
NVNT	2-DH5	2480	Ant1	-53.19	-20	Pass
NVNT	3-DH5	2402	Ant1	-54.71	-20	Pass
NVNT	3-DH5	2441	Ant1	-55.22	-20	Pass
NVNT	3-DH5	2480	Ant1	-55.29	-20	Pass

Test Graphs

Tx. Spurious NVNT 1-DH5 2402MHz Ant1 Ref

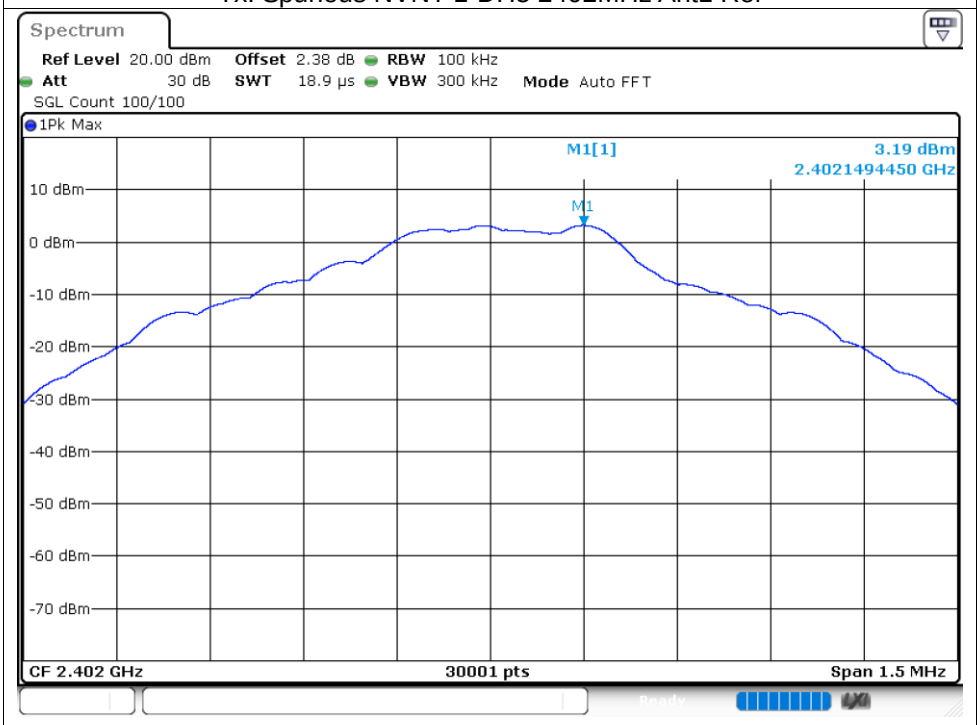

Tx. Spurious NVNT 1-DH5 2402MHz Ant1 Emission

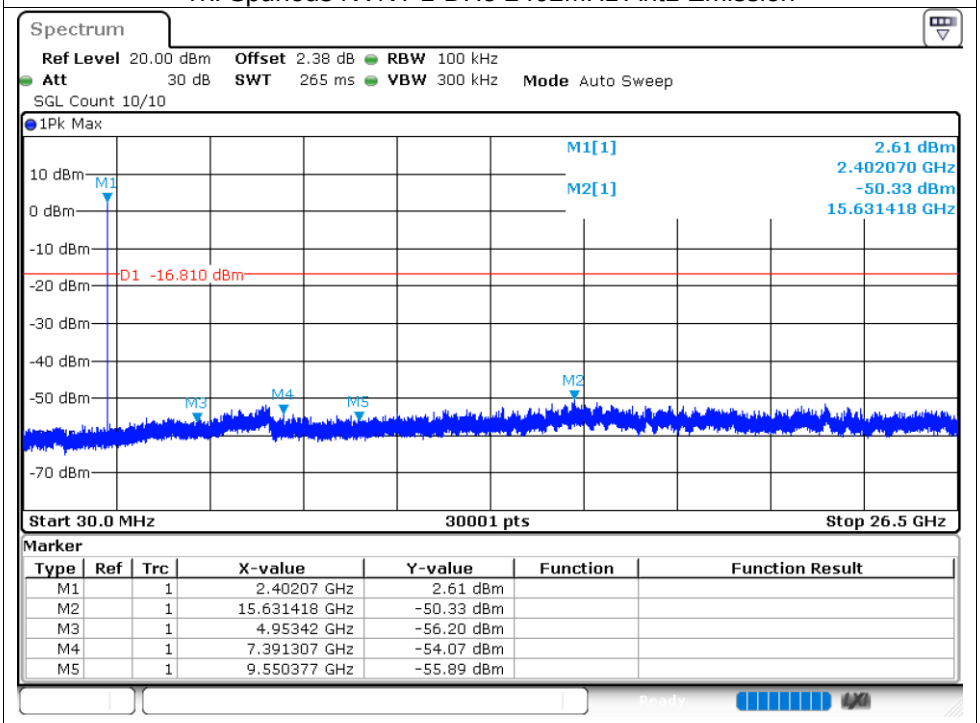

Marker

Type	Ref	Trc	X-value	Y-value	Function	Function Result
M1		1	2.40207 GHz	2.61 dBm		
M2		1	15.631418 GHz	-50.33 dBm		
M3		1	4.95342 GHz	-56.20 dBm		
M4		1	7.391307 GHz	-54.07 dBm		
M5		1	9.550377 GHz	-55.89 dBm		

Tx. Spurious NVNT 1-DH5 2441MHz Ant1 Ref

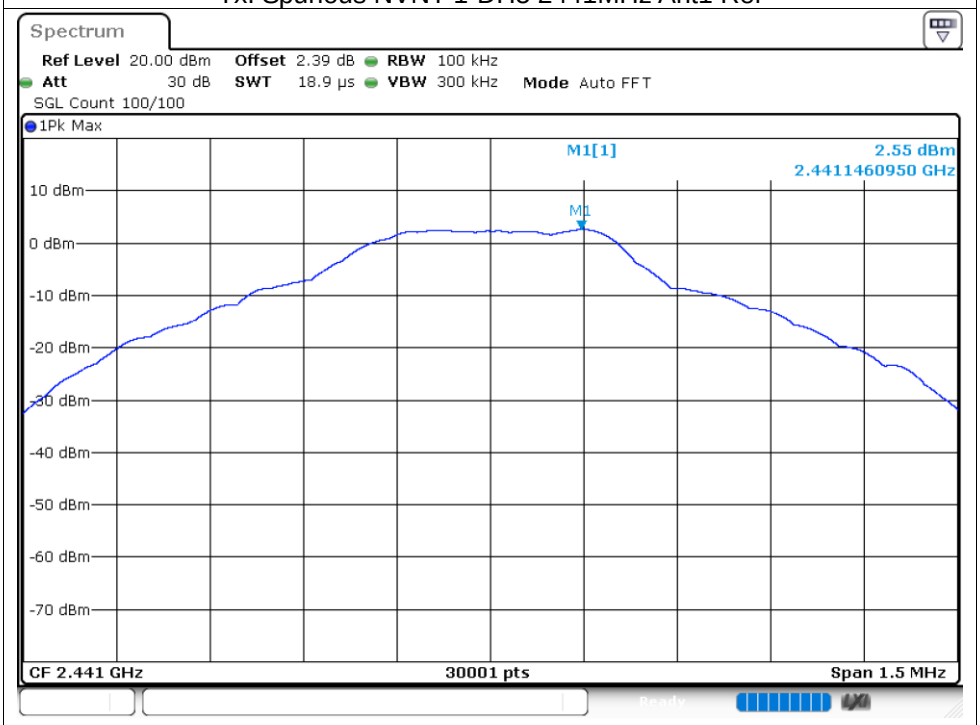

Tx. Spurious NVNT 1-DH5 2441MHz Ant1 Emission

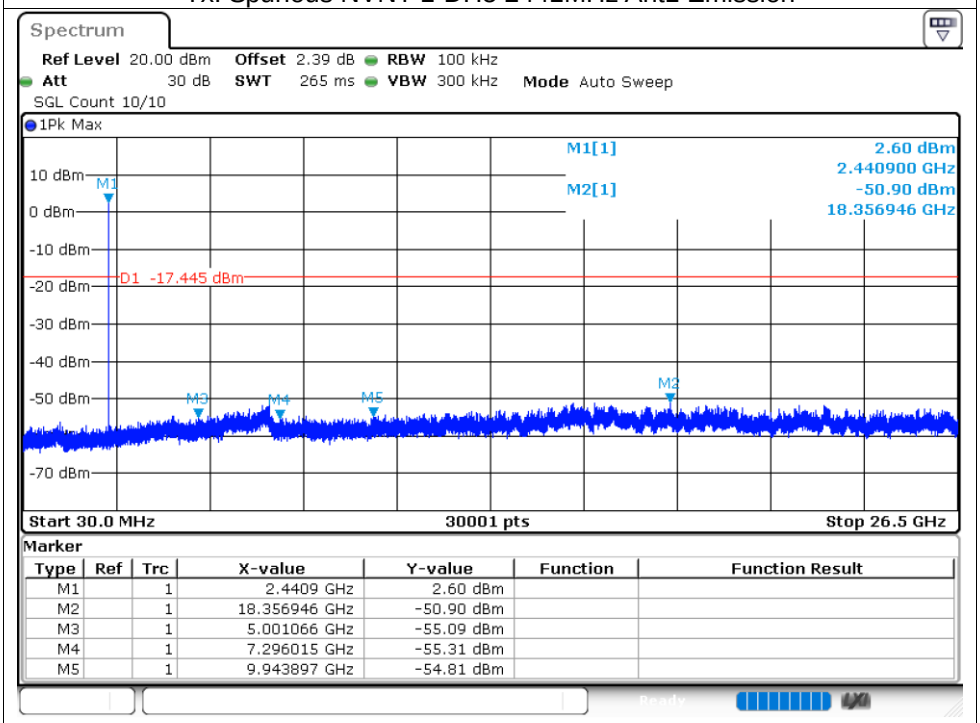

Marker

Type	Ref	Trc	X-value	Y-value	Function	Function Result
M1		1	2.4409 GHz	2.60 dBm		
M2		1	18.356946 GHz	-50.90 dBm		
M3		1	5.001066 GHz	-55.09 dBm		
M4		1	7.296015 GHz	-55.31 dBm		
M5		1	9.943897 GHz	-54.81 dBm		

Tx. Spurious NVNT 1-DH5 2480MHz Ant1 Ref

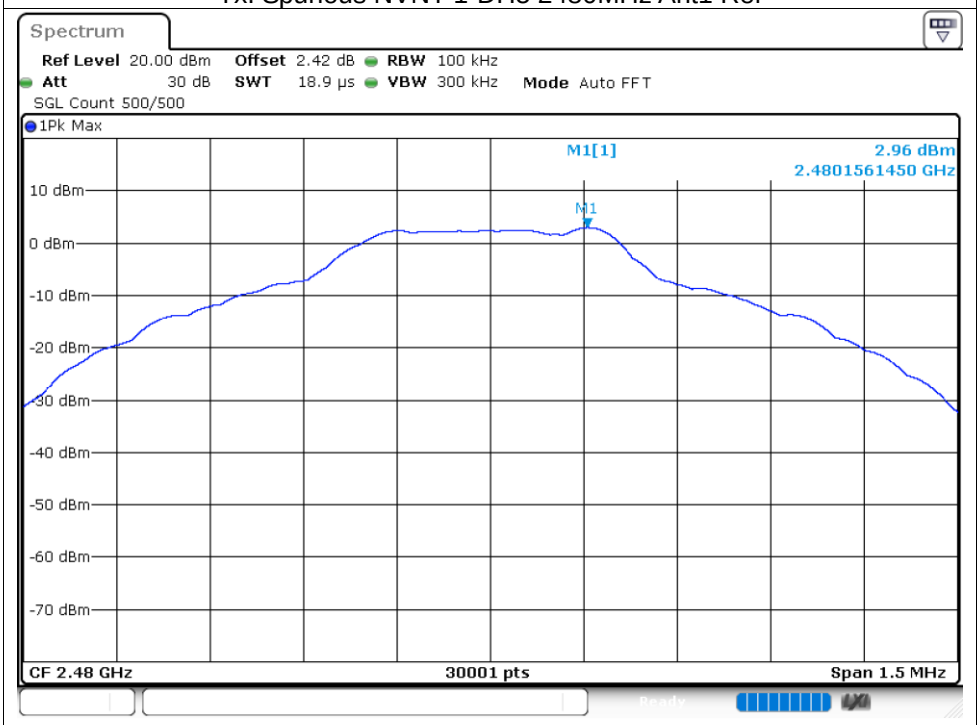

Tx. Spurious NVNT 1-DH5 2480MHz Ant1 Emission

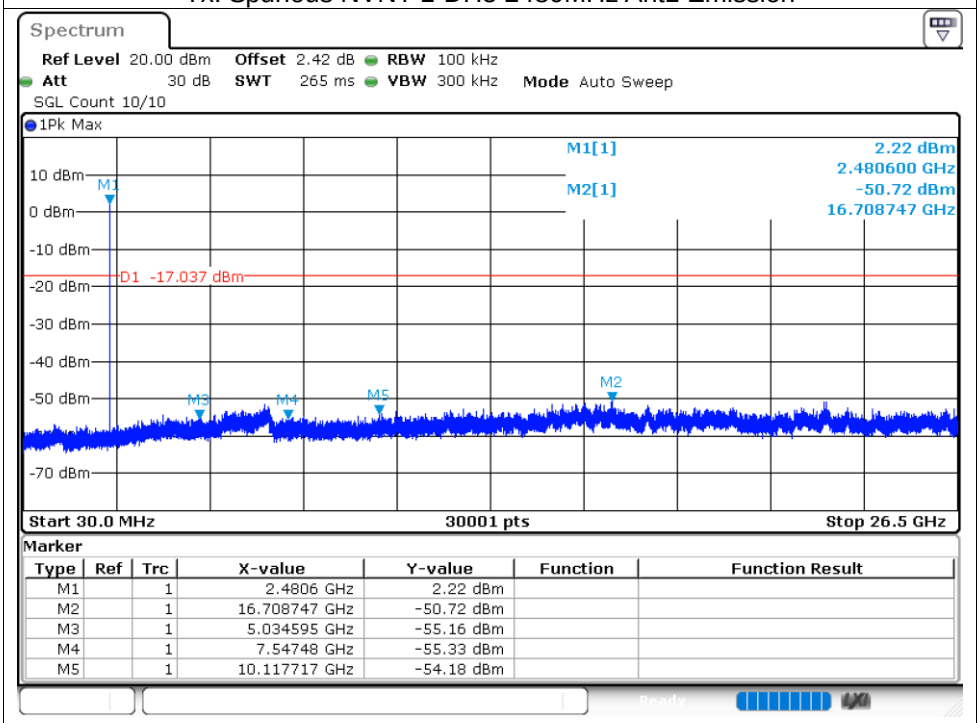

Marker

Type	Ref	Trc	X-value	Y-value	Function	Function Result
M1		1	2.4806 GHz	2.22 dBm		
M2		1	16.708747 GHz	-50.72 dBm		
M3		1	5.034595 GHz	-55.16 dBm		
M4		1	7.54748 GHz	-55.33 dBm		
M5		1	10.117717 GHz	-54.18 dBm		

Tx. Spurious NVNT 2-DH5 2402MHz Ant1 Ref

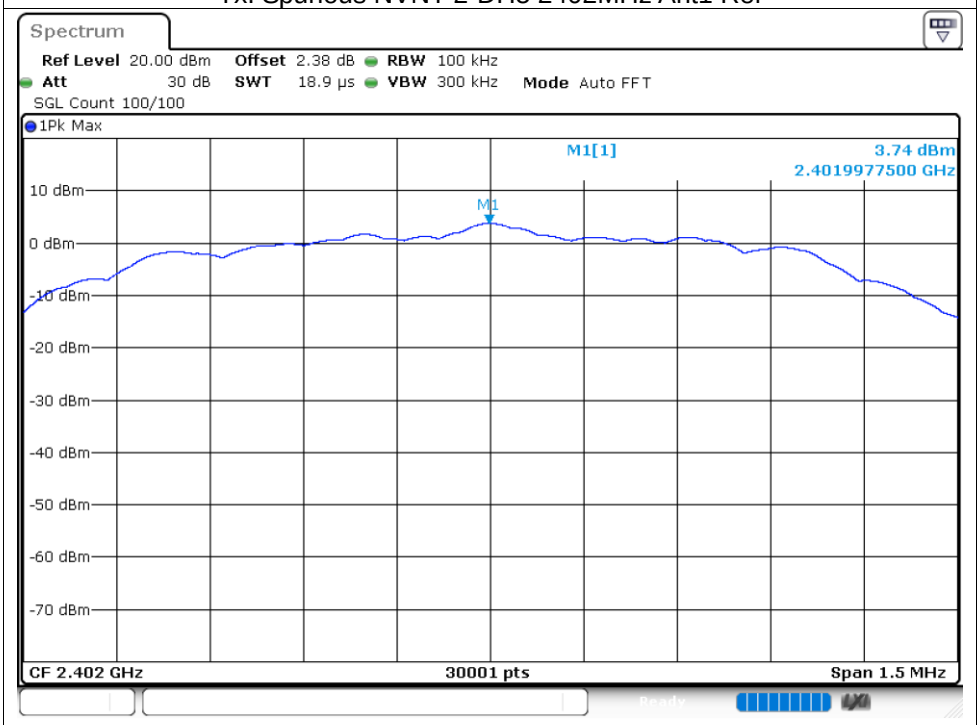

Tx. Spurious NVNT 2-DH5 2402MHz Ant1 Emission

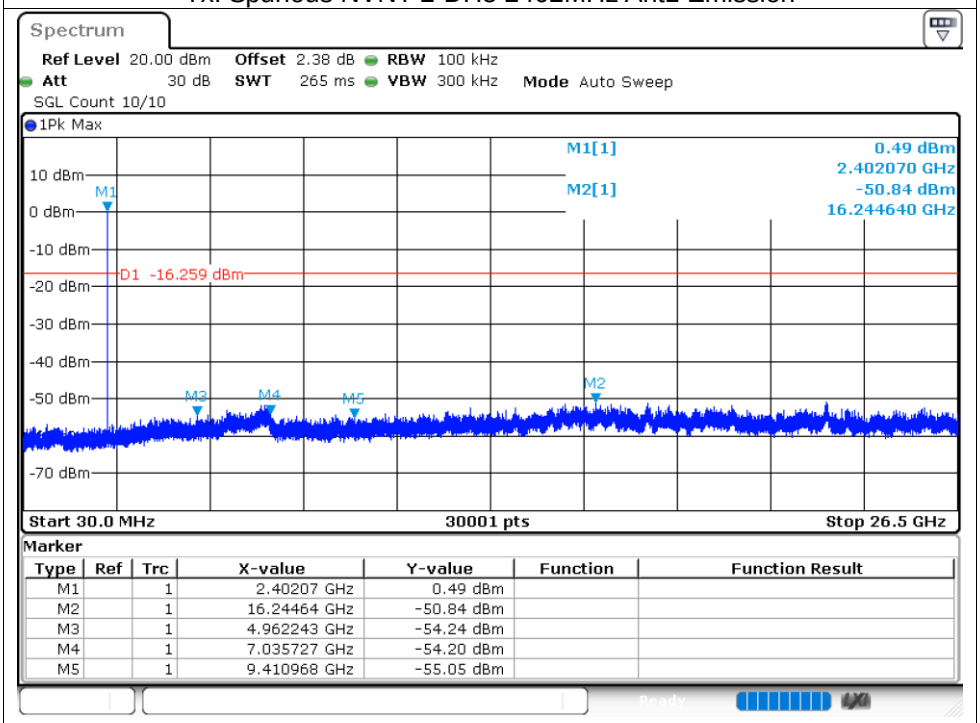

Marker

Type	Ref	Trc	X-value	Y-value	Function	Function Result
M1		1	2.40207 GHz	0.49 dBm		
M2		1	16.24464 GHz	-50.84 dBm		
M3		1	4.962243 GHz	-54.24 dBm		
M4		1	7.035727 GHz	-54.20 dBm		
M5		1	9.410968 GHz	-55.05 dBm		

Tx. Spurious NVNT 2-DH5 2441MHz Ant1 Ref

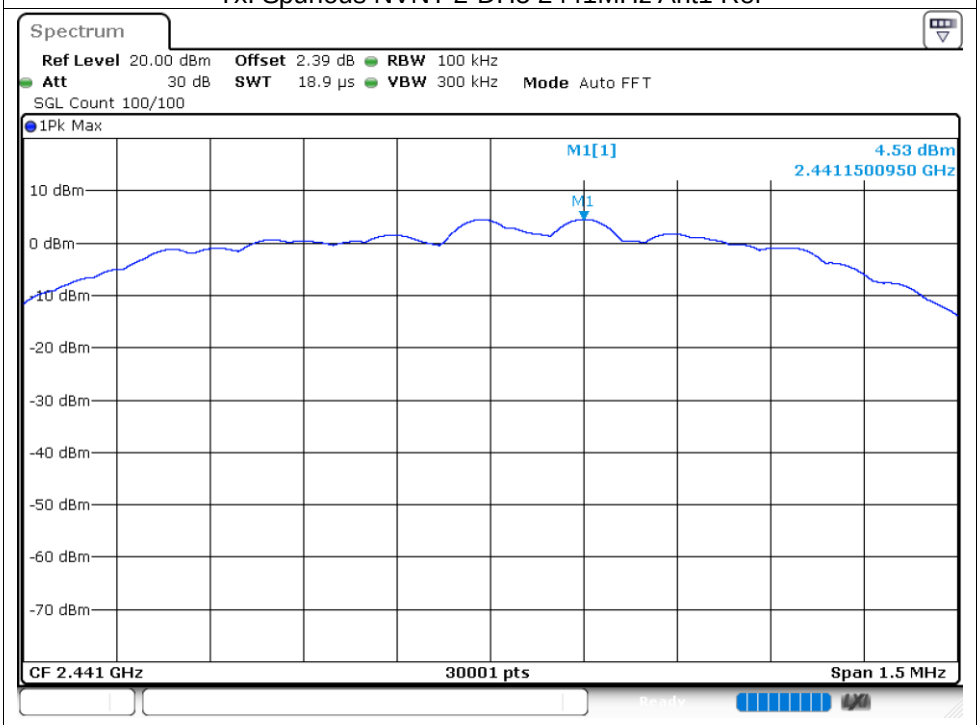

Tx. Spurious NVNT 2-DH5 2441MHz Ant1 Emission

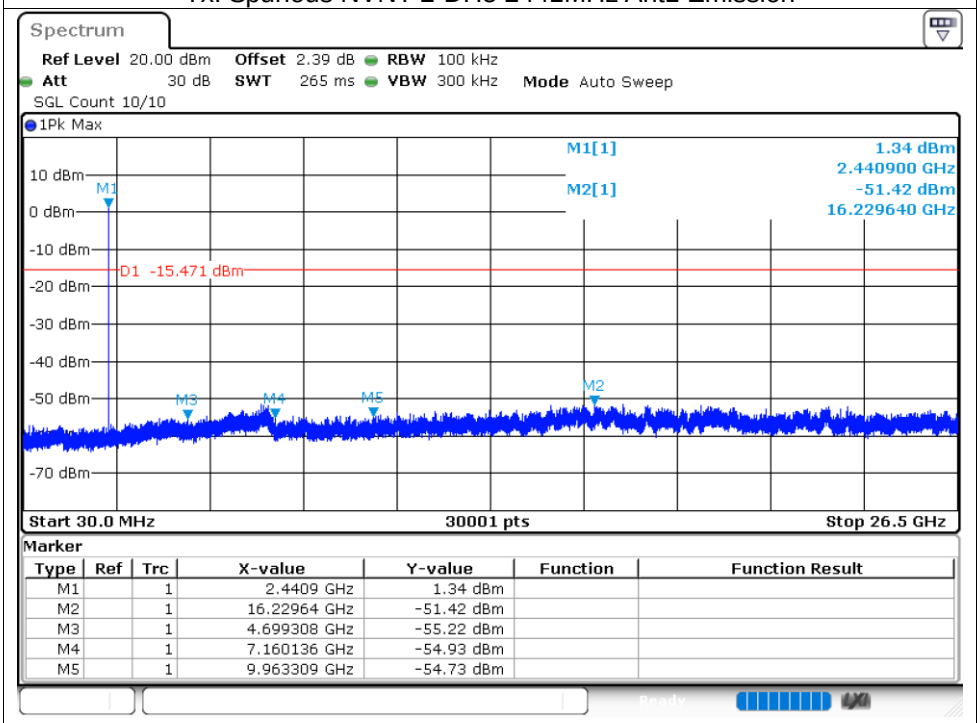

Marker

Type	Ref	Trc	X-value	Y-value	Function	Function Result
M1		1	2.4409 GHz	1.34 dBm		
M2		1	16.22964 GHz	-51.42 dBm		
M3		1	4.699308 GHz	-55.22 dBm		
M4		1	7.160136 GHz	-54.93 dBm		
M5		1	9.963309 GHz	-54.73 dBm		

Tx. Spurious NVNT 2-DH5 2480MHz Ant1 Ref

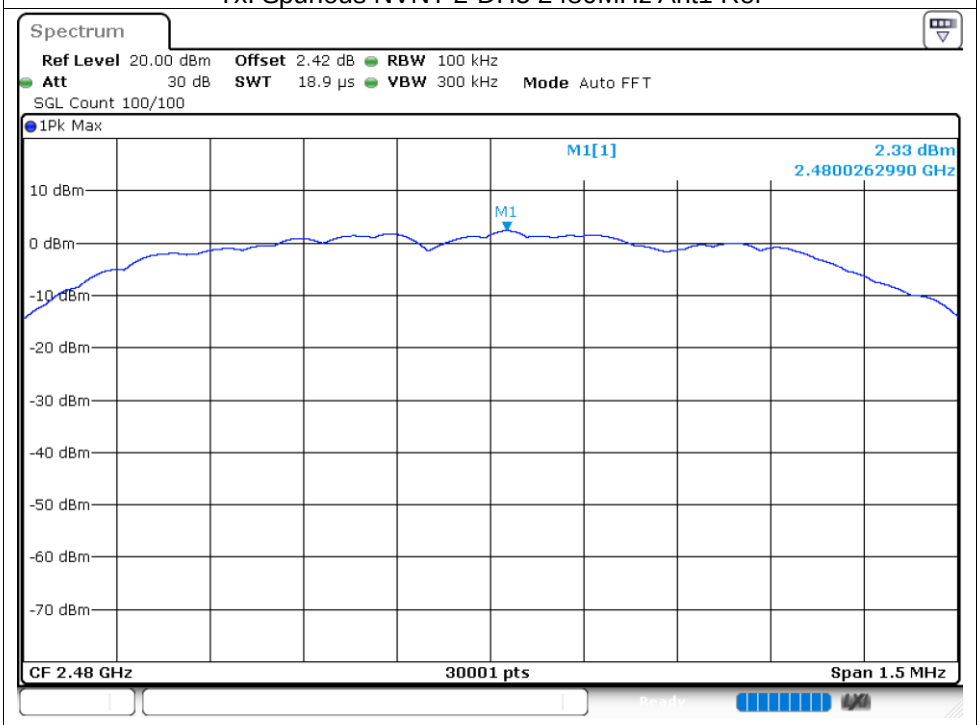

Tx. Spurious NVNT 2-DH5 2480MHz Ant1 Emission

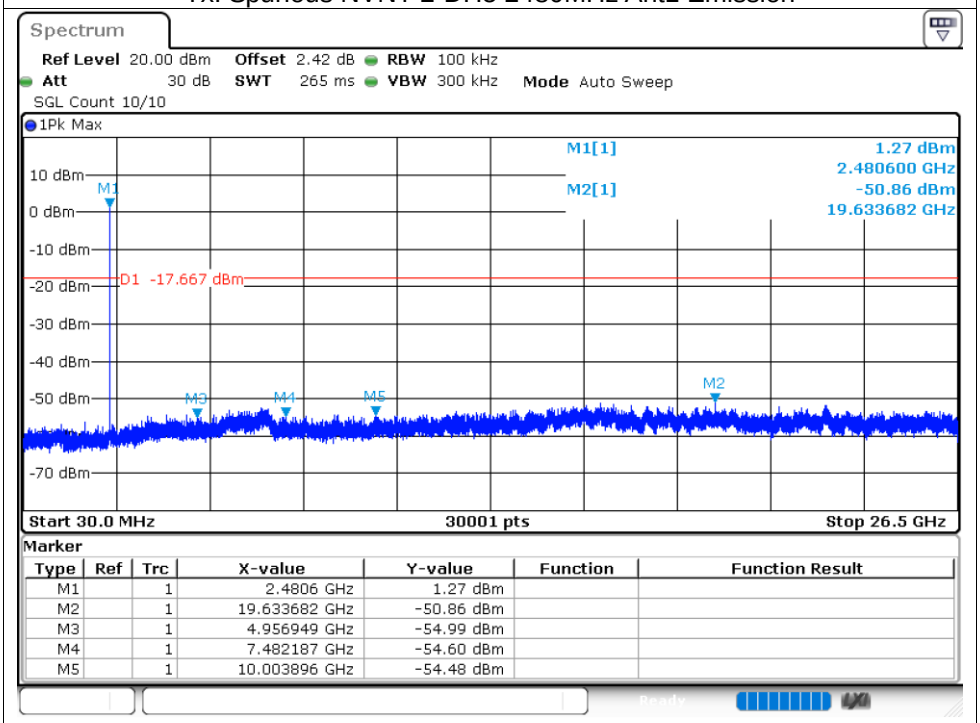

Marker

Type	Ref	Trc	X-value	Y-value	Function	Function Result
M1		1	2.4806 GHz	1.27 dBm		
M2		1	19.633682 GHz	-50.86 dBm		
M3		1	4.956949 GHz	-54.99 dBm		
M4		1	7.482187 GHz	-54.60 dBm		
M5		1	10.003896 GHz	-54.48 dBm		

Tx. Spurious NVNT 3-DH5 2402MHz Ant1 Ref

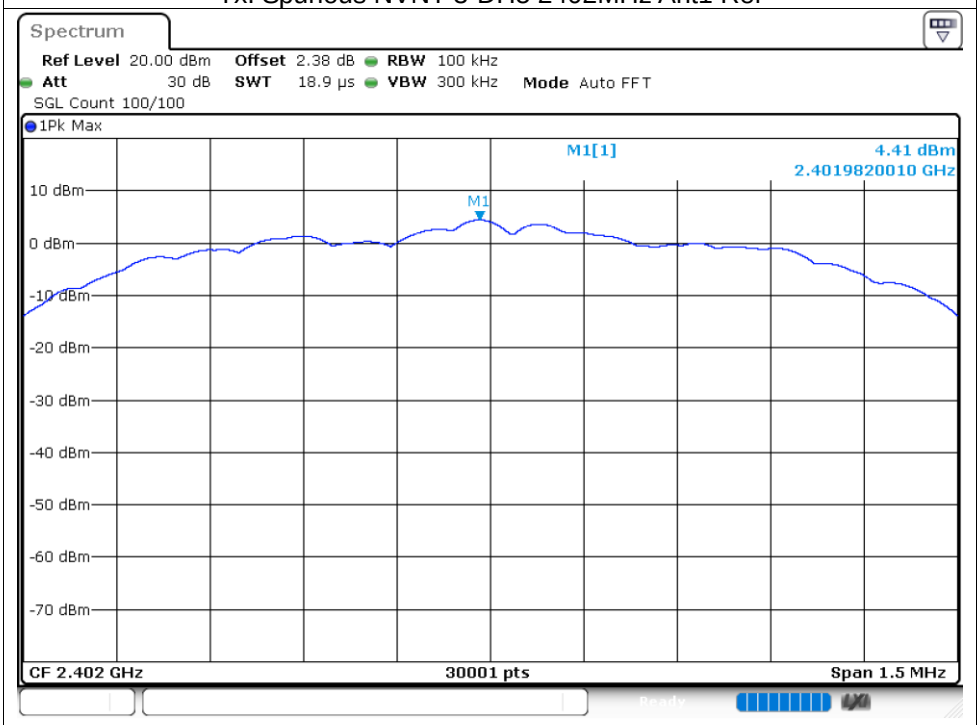

Tx. Spurious NVNT 3-DH5 2402MHz Ant1 Emission

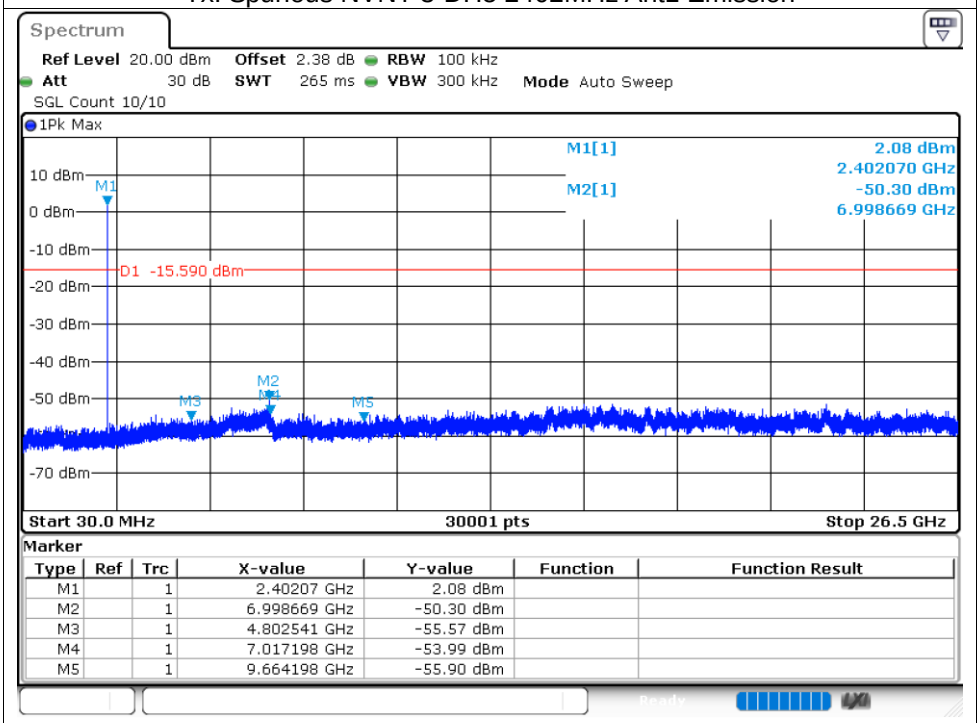

Marker

Type	Ref	Trc	X-value	Y-value	Function	Function Result
M1		1	2.40207 GHz	2.08 dBm		
M2		1	6.998669 GHz	-50.30 dBm		
M3		1	4.802541 GHz	-55.57 dBm		
M4		1	7.017198 GHz	-53.99 dBm		
M5		1	9.664198 GHz	-55.90 dBm		

Tx. Spurious NVNT 3-DH5 2441MHz Ant1 Ref

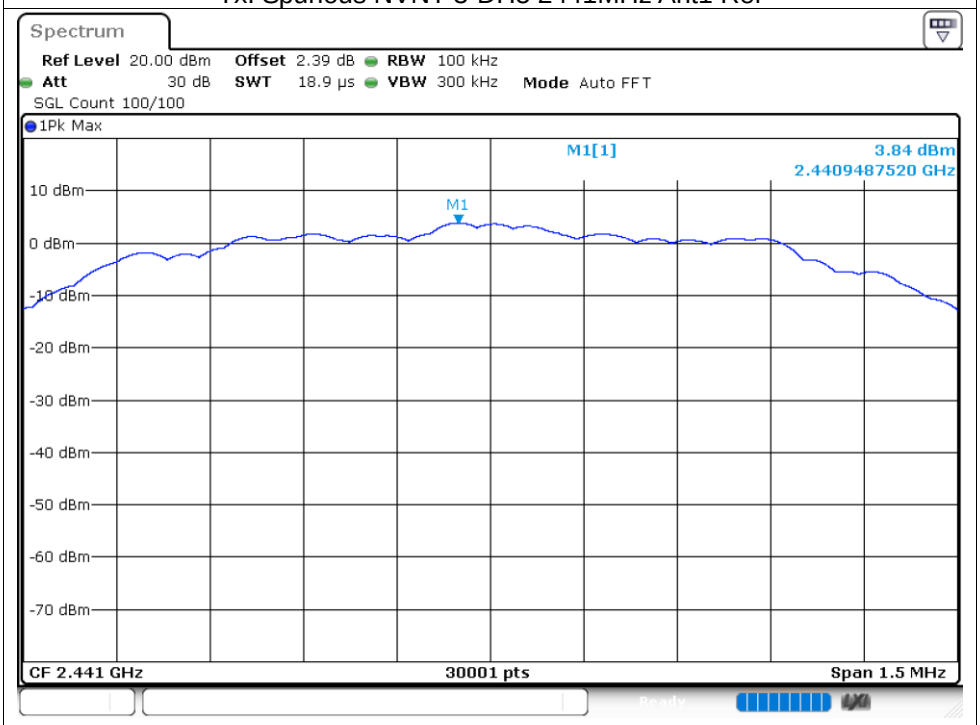

Tx. Spurious NVNT 3-DH5 2441MHz Ant1 Emission

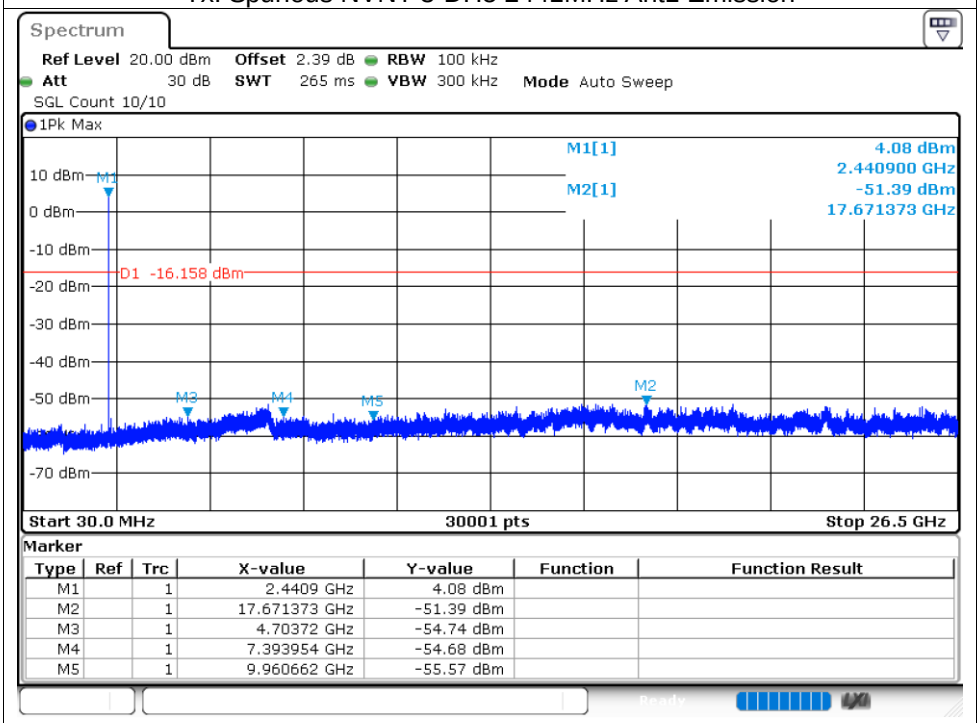

Marker

Type	Ref	Trc	X-value	Y-value	Function	Function Result
M1		1	2.4409 GHz	4.08 dBm		
M2		1	17.671373 GHz	-51.39 dBm		
M3		1	4.70372 GHz	-54.74 dBm		
M4		1	7.393954 GHz	-54.68 dBm		
M5		1	9.960662 GHz	-55.57 dBm		

Tx. Spurious NVNT 3-DH5 2480MHz Ant1 Ref

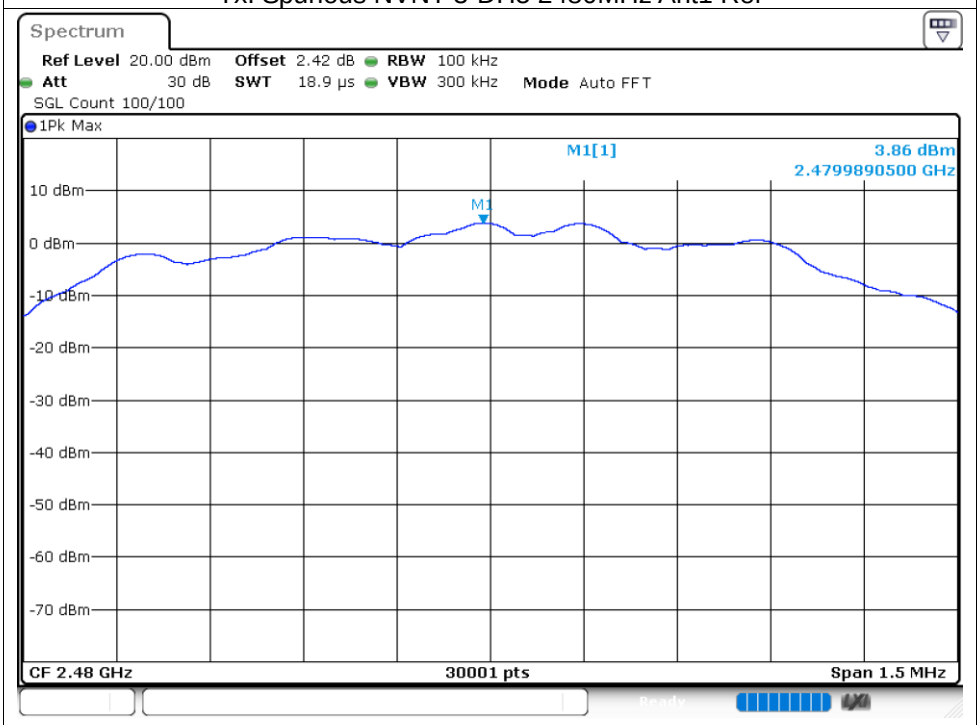

Tx. Spurious NVNT 3-DH5 2480MHz Ant1 Emission

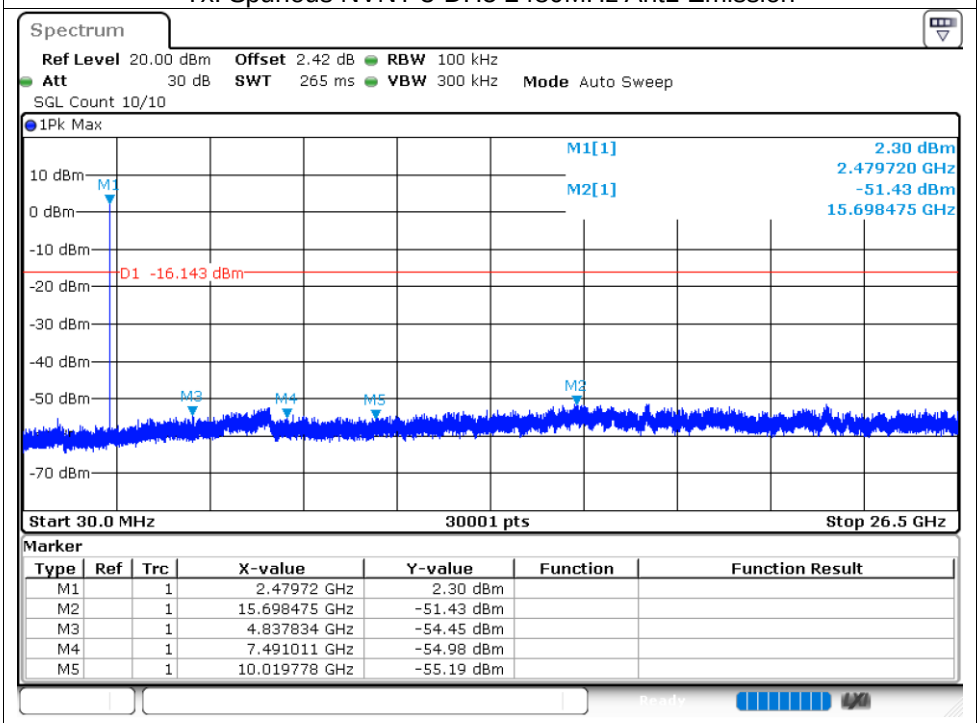

Marker

Type	Ref	Trc	X-value	Y-value	Function	Function Result
M1		1	2.47972 GHz	2.30 dBm		
M2		1	15.698475 GHz	-51.43 dBm		
M3		1	4.837834 GHz	-54.45 dBm		
M4		1	7.491011 GHz	-54.98 dBm		
M5		1	10.019778 GHz	-55.19 dBm		

END OF REPORT