Hopping No. NVNT 3-DH5 2402MHz Ant1

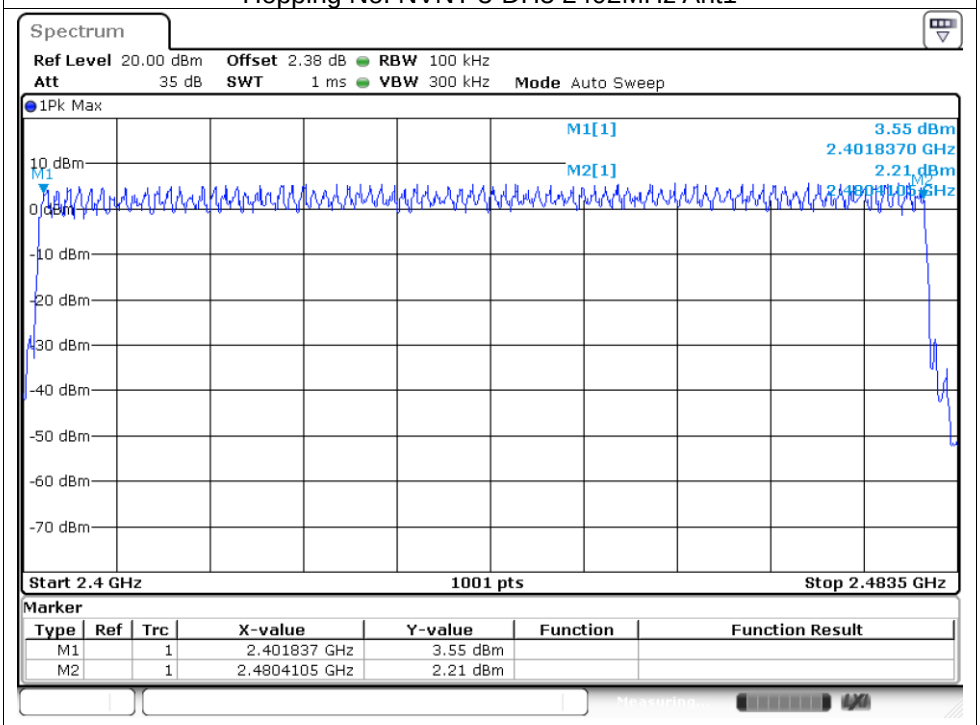

8.7 BAND EDGE

Condition	Mode	Frequency (MHz)	Antenna	Hopping Mode	Max Value (dBc)	Limit (dBc)	Verdict
NVNT	1-DH5	2402	Ant1	No-Hopping	-58.64	-20	Pass
NVNT	1-DH5	2480	Ant1	No-Hopping	-61.51	-20	Pass
NVNT	2-DH5	2402	Ant1	No-Hopping	-54.2	-20	Pass
NVNT	2-DH5	2480	Ant1	No-Hopping	-54.81	-20	Pass
NVNT	3-DH5	2402	Ant1	No-Hopping	-54.58	-20	Pass
NVNT	3-DH5	2480	Ant1	No-Hopping	-56.03	-20	Pass

Test Graphs

Band Edge NVNT 1-DH5 2402MHz Ant1 No-Hopping Ref

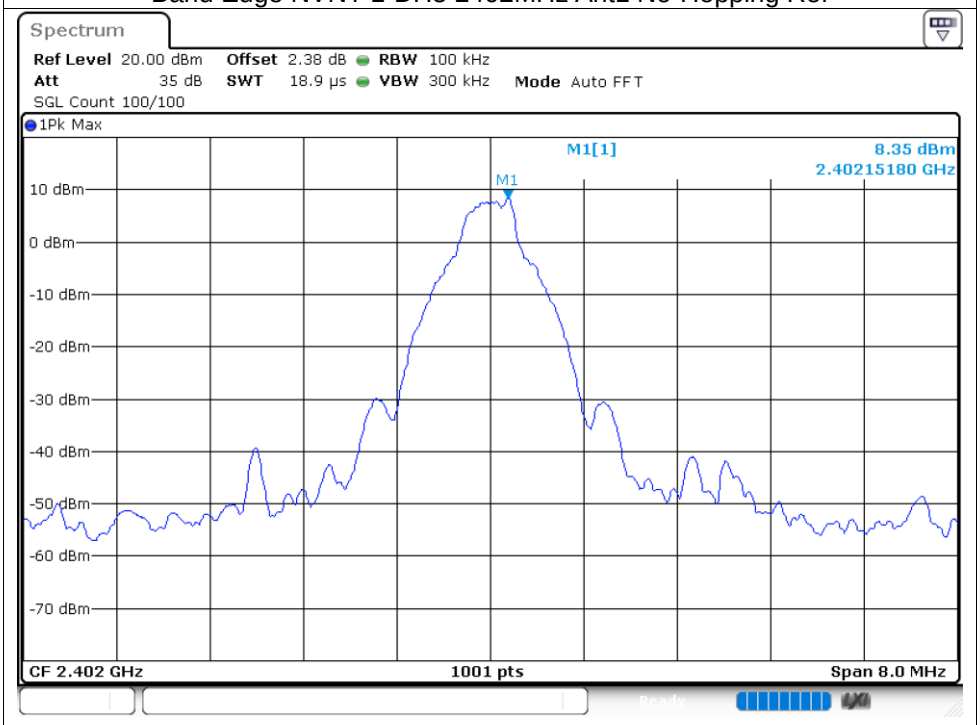

Band Edge NVNT 1-DH5 2402MHz Ant1 No-Hopping Emission

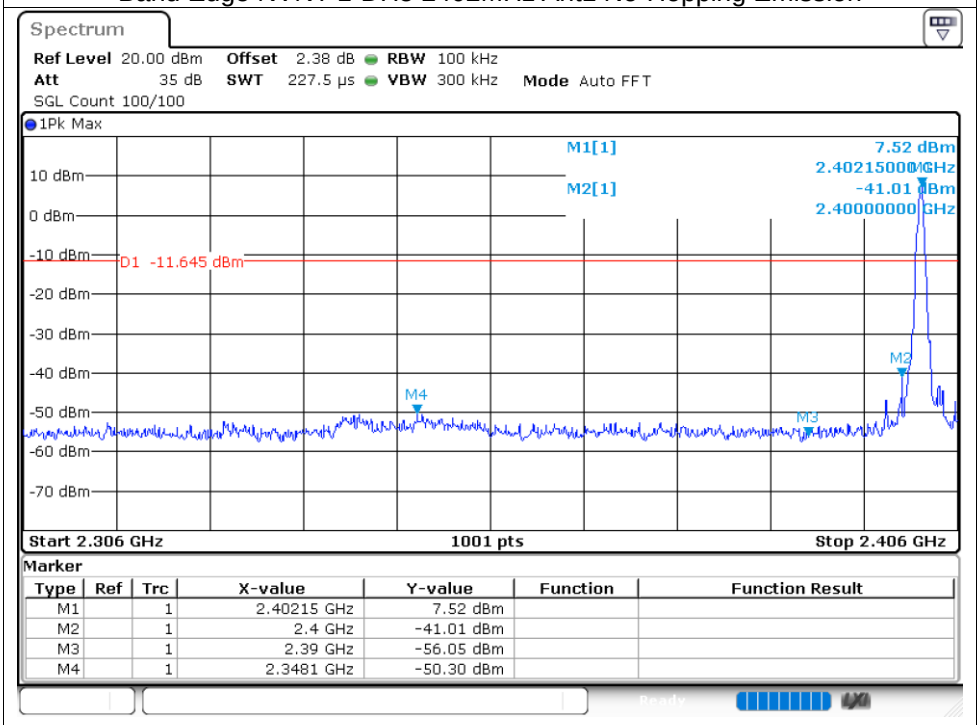

Marker

Type	Ref	Trc	X-value	Y-value	Function	Function Result
M1		1	2.40215 GHz	7.52 dBm		
M2		1	2.4 GHz	-41.01 dBm		
M3		1	2.39 GHz	-56.05 dBm		
M4		1	2.3481 GHz	-50.30 dBm		

Band Edge NVNT 1-DH5 2480MHz Ant1 No-Hopping Ref

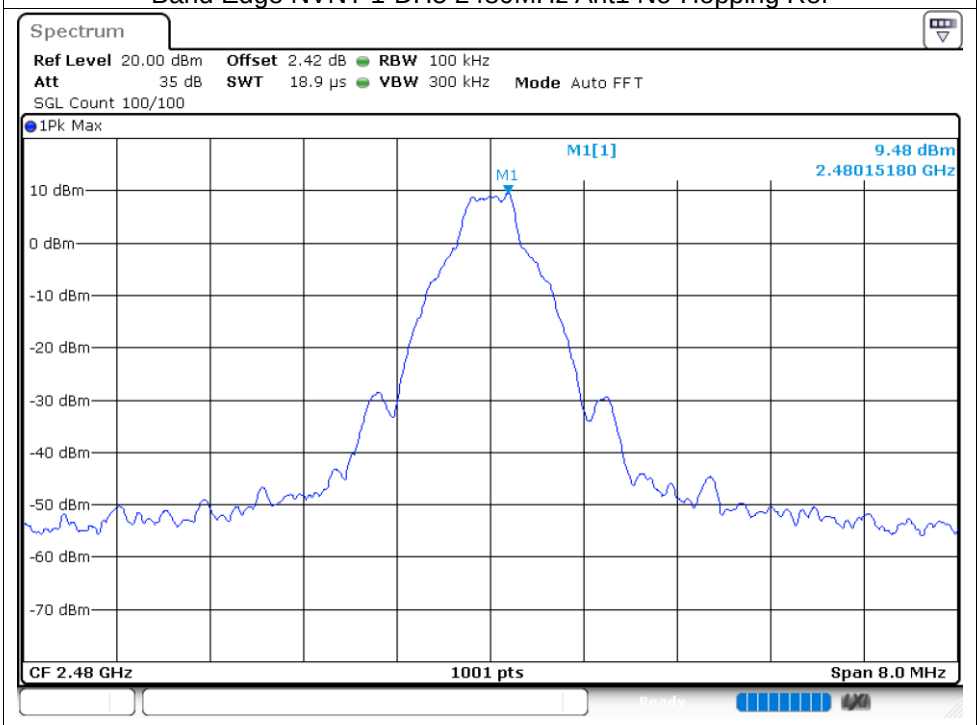

Band Edge NVNT 1-DH5 2480MHz Ant1 No-Hopping Emission

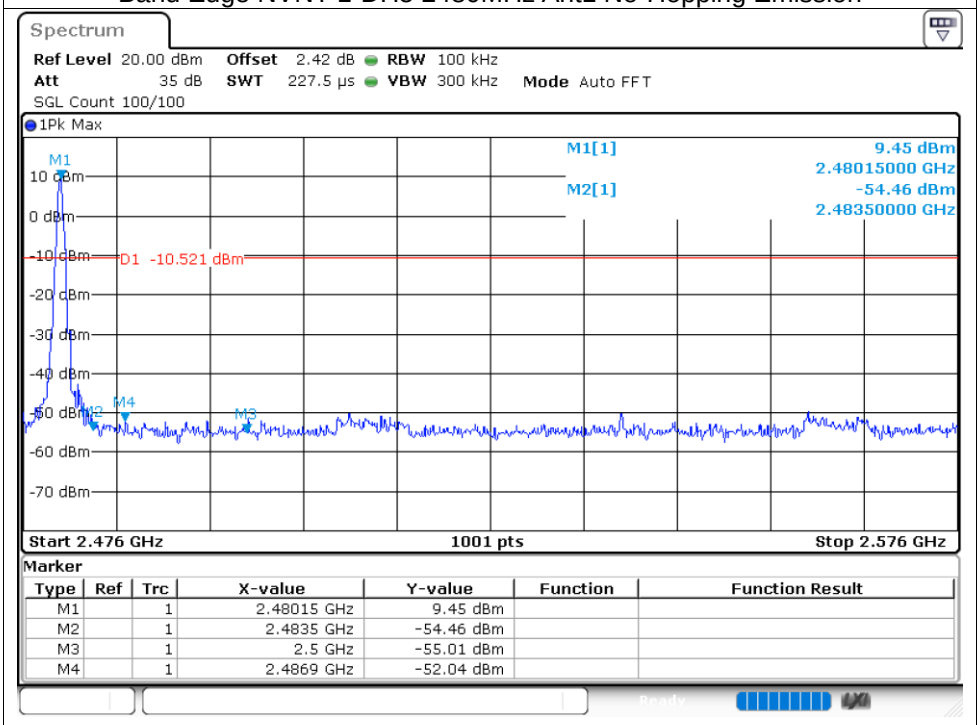

Marker

Type	Ref	Trc	X-value	Y-value	Function	Function Result
M1		1	2.48015 GHz	9.45 dBm		
M2		1	2.4835 GHz	-54.46 dBm		
M3		1	2.5 GHz	-55.01 dBm		
M4		1	2.4869 GHz	-52.04 dBm		

Band Edge NVNT 2-DH5 2402MHz Ant1 No-Hopping Ref

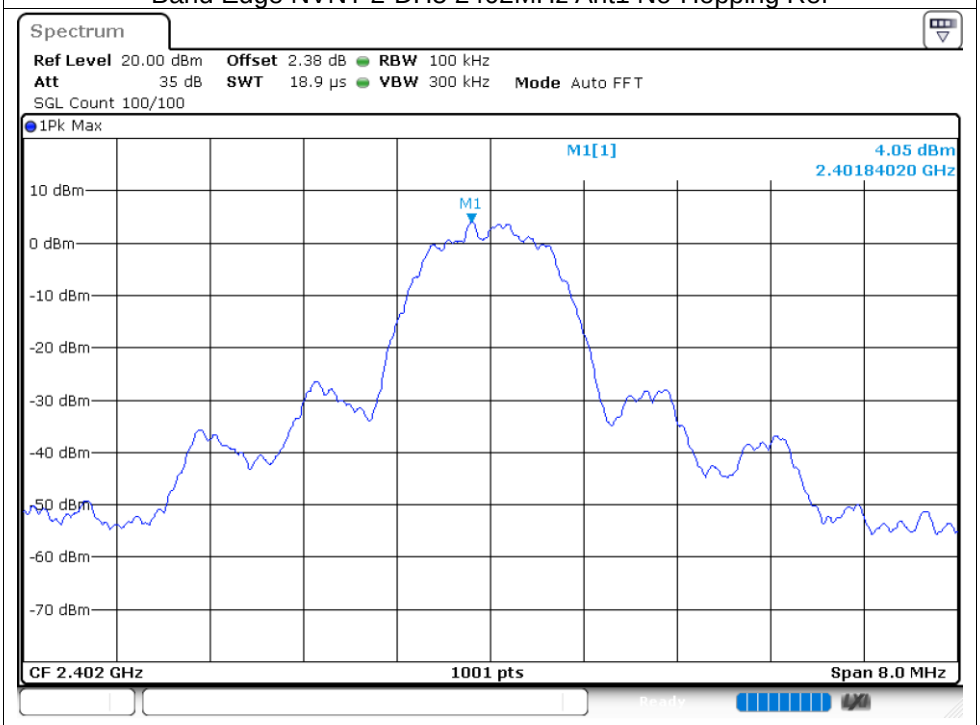

Band Edge NVNT 2-DH5 2402MHz Ant1 No-Hopping Emission

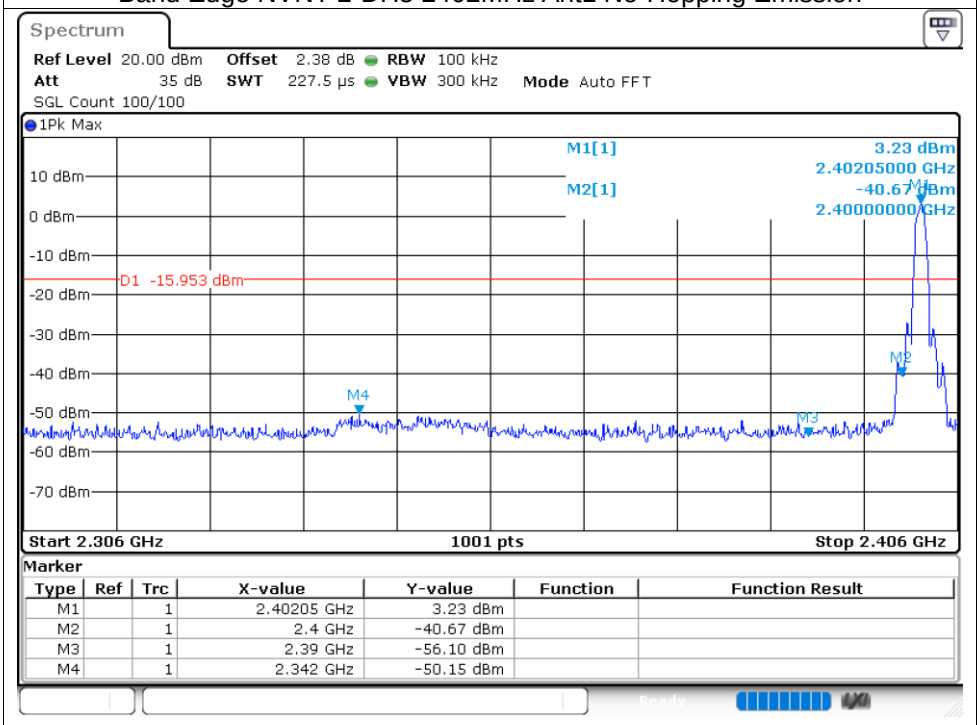

Marker

Type	Ref	Trc	X-value	Y-value	Function	Function Result
M1		1	2.40205 GHz	3.23 dBm		
M2		1	2.4 GHz	-40.67 dBm		
M3		1	2.39 GHz	-56.10 dBm		
M4		1	2.342 GHz	-50.15 dBm		

Band Edge NVNT 2-DH5 2480MHz Ant1 No-Hopping Ref

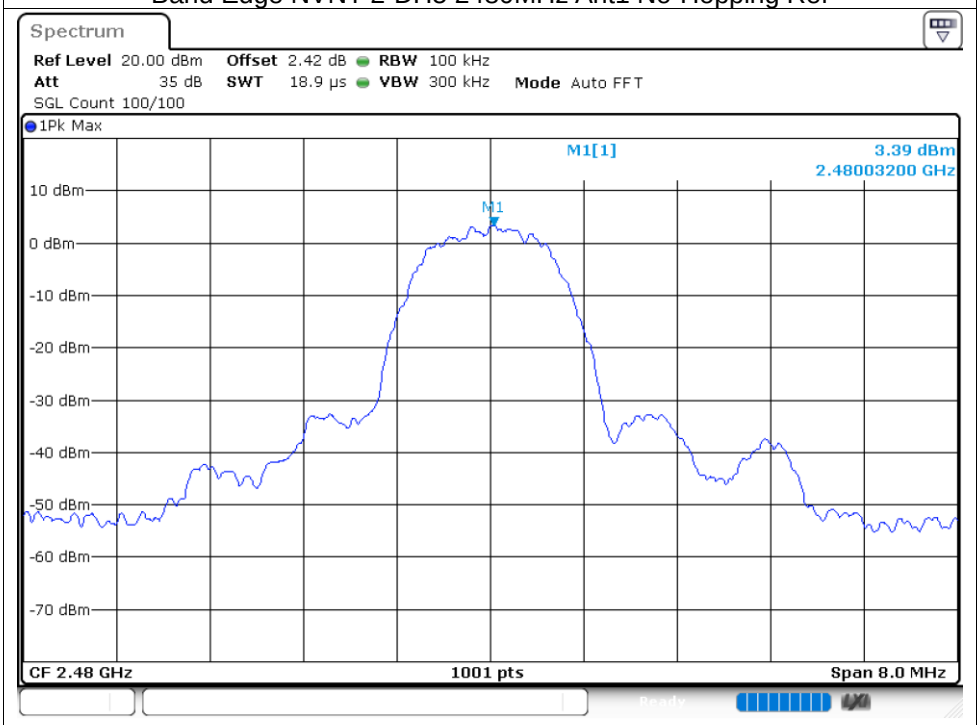

Band Edge NVNT 2-DH5 2480MHz Ant1 No-Hopping Emission

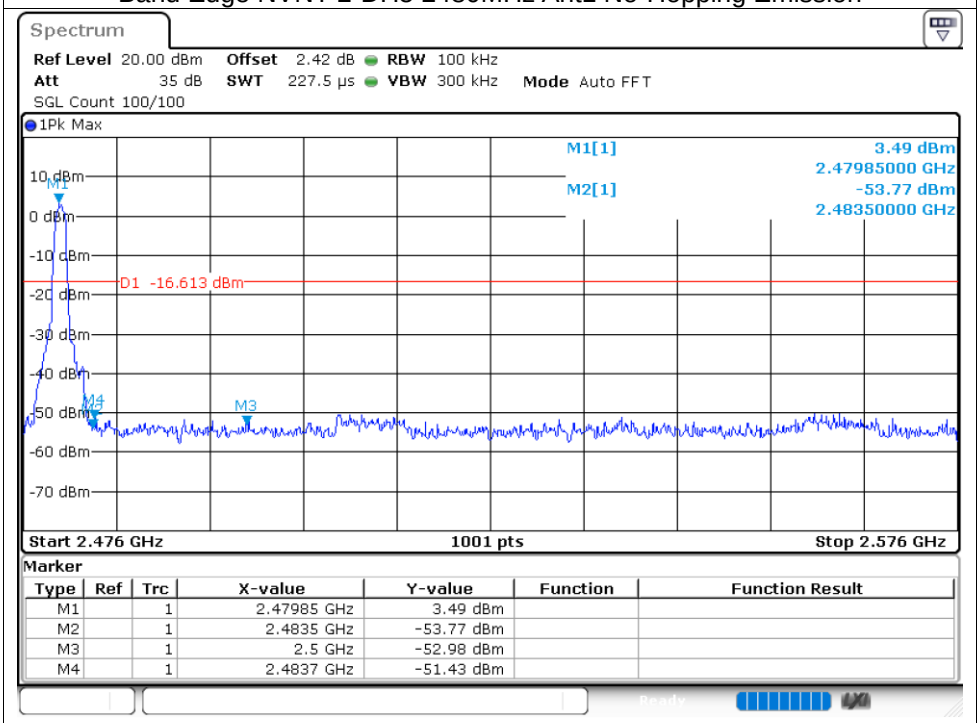

Marker

Type	Ref	Trc	X-value	Y-value	Function	Function Result
M1		1	2.47985 GHz	3.49 dBm		
M2		1	2.4835 GHz	-53.77 dBm		
M3		1	2.5 GHz	-52.98 dBm		
M4		1	2.4837 GHz	-51.43 dBm		

Band Edge NVNT 3-DH5 2402MHz Ant1 No-Hopping Ref

Band Edge NVNT 3-DH5 2402MHz Ant1 No-Hopping Emission

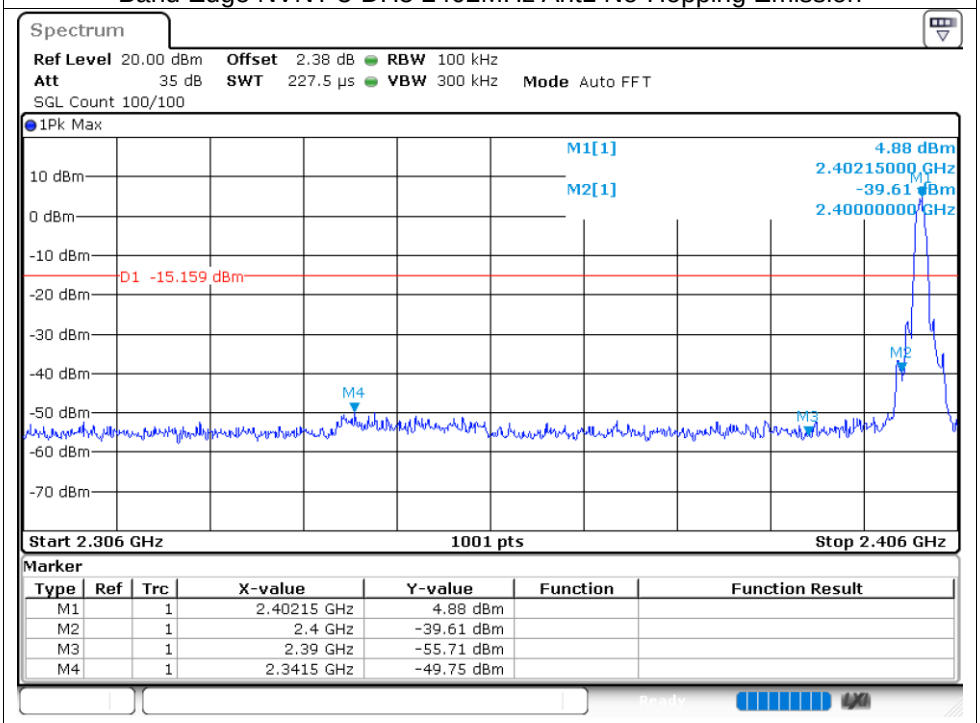

Marker

Type	Ref	Trc	X-value	Y-value	Function	Function Result
M1		1	2.40215 GHz	4.88 dBm		
M2		1	2.4 GHz	-39.61 dBm		
M3		1	2.39 GHz	-55.71 dBm		
M4		1	2.3415 GHz	-49.75 dBm		

Band Edge NVNT 3-DH5 2480MHz Ant1 No-Hopping Ref

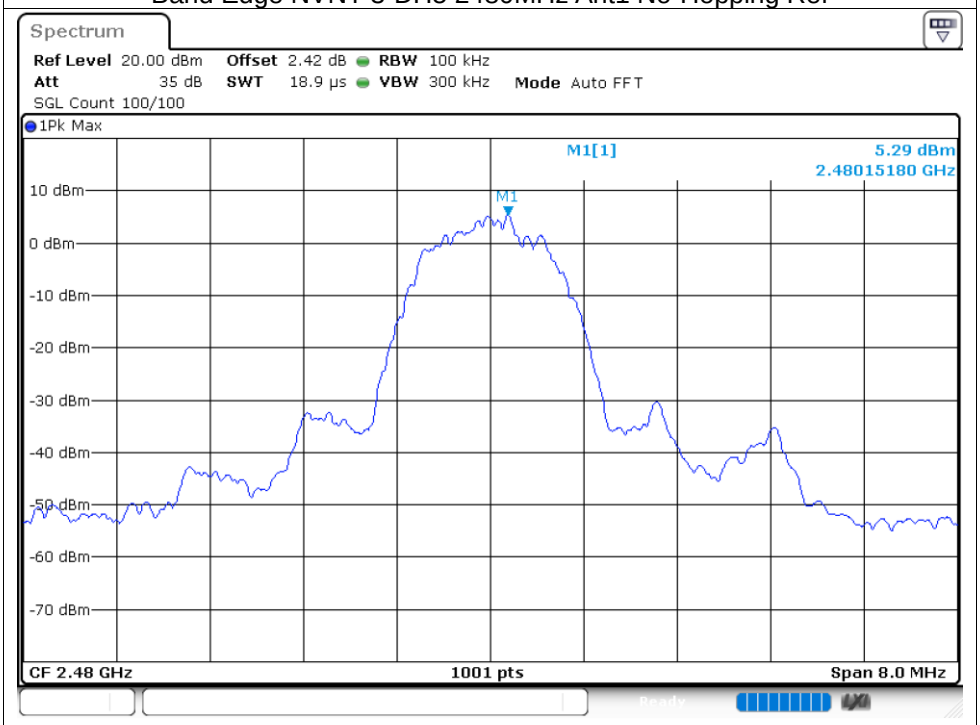

Band Edge NVNT 3-DH5 2480MHz Ant1 No-Hopping Emission

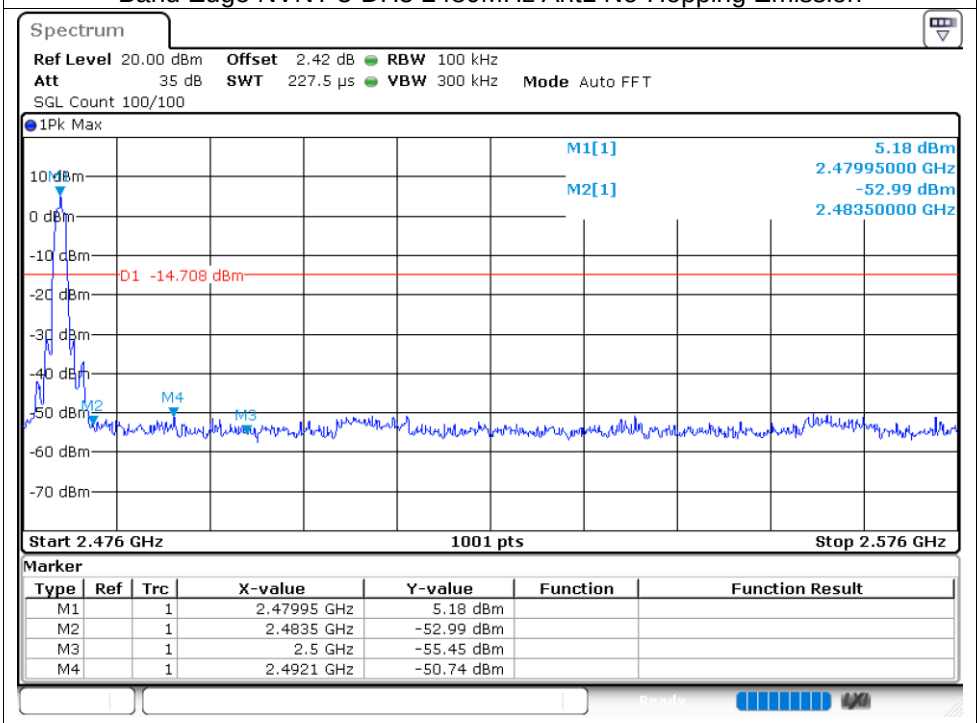

8.8 BAND EDGE(HOPPING)

Condition	Mode	Frequency (MHz)	Antenna	Hopping Mode	Max Value (dBc)	Limit (dBc)	Verdict
NVNT	1-DH5	2402	Ant1	Hopping	-58.27	-20	Pass
NVNT	1-DH5	2480	Ant1	Hopping	-60.93	-20	Pass
NVNT	2-DH5	2402	Ant1	Hopping	-56.04	-20	Pass
NVNT	2-DH5	2480	Ant1	Hopping	-58.22	-20	Pass
NVNT	3-DH5	2402	Ant1	Hopping	-55.63	-20	Pass
NVNT	3-DH5	2480	Ant1	Hopping	-57.48	-20	Pass

Test Graphs

Band Edge(Hopping) NVNT 1-DH5 2402MHz Ant1 Hopping Ref

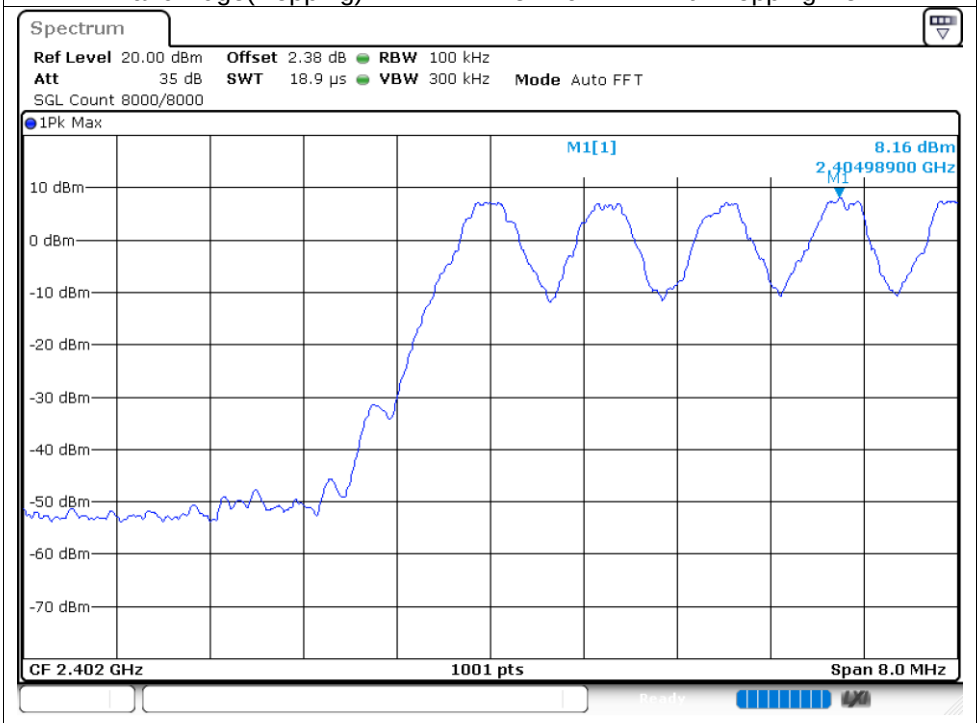

Band Edge(Hopping) NVNT 1-DH5 2402MHz Ant1 Hopping Emission

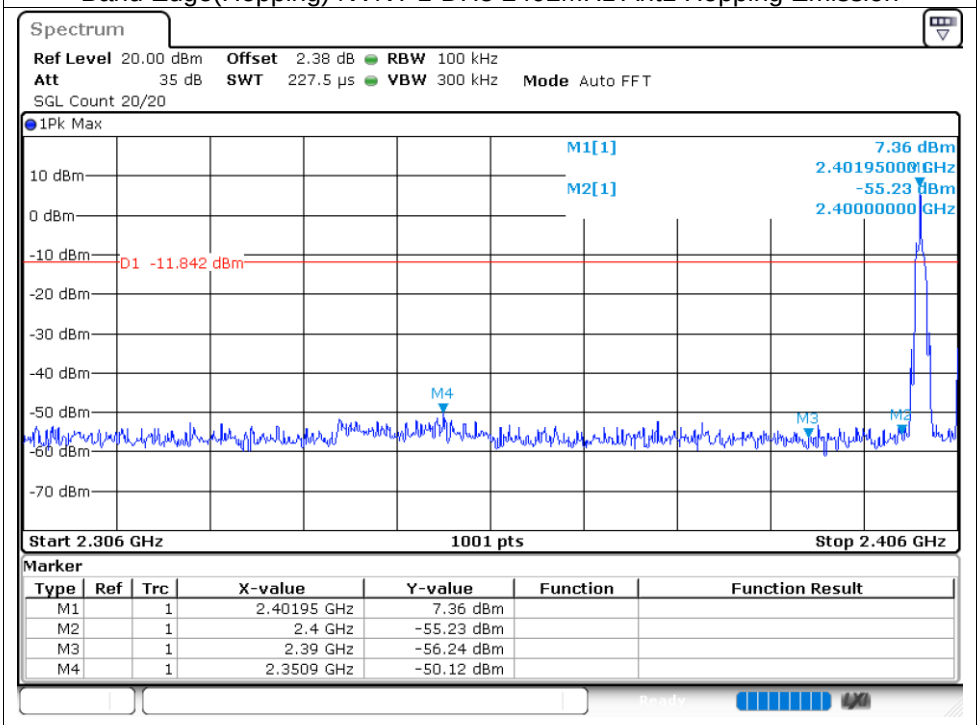

Marker

Type	Ref	Trc	X-value	Y-value	Function	Function Result
M1		1	2.40195 GHz	7.36 dBm		
M2		1	2.4 GHz	-55.23 dBm		
M3		1	2.39 GHz	-56.24 dBm		
M4		1	2.3509 GHz	-50.12 dBm		

Band Edge(Hopping) NVNT 1-DH5 2480MHz Ant1 Hopping Ref

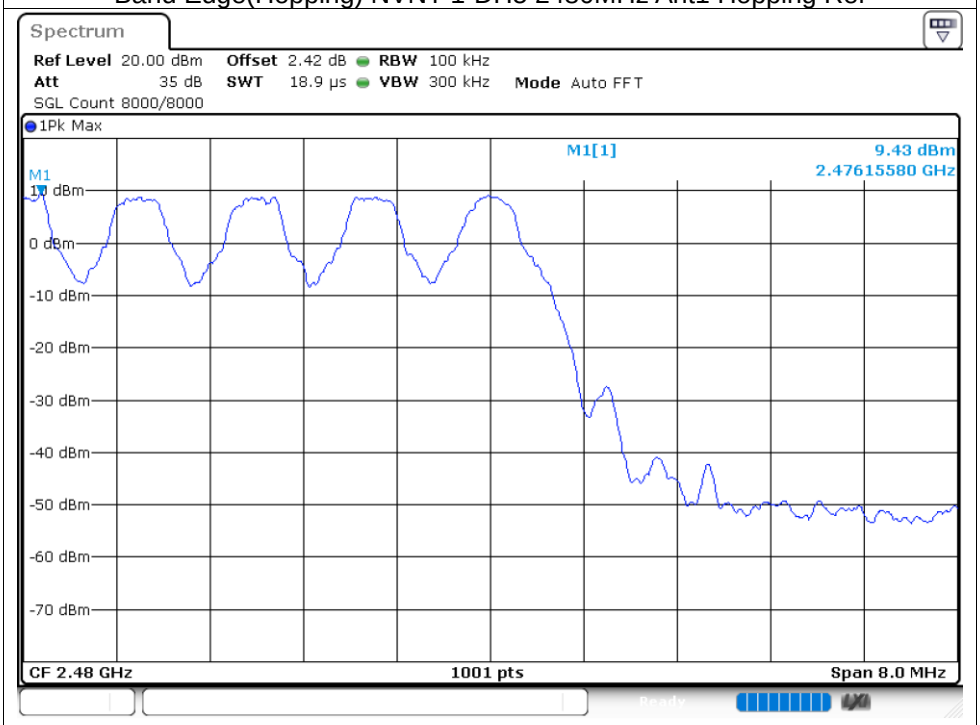

Band Edge(Hopping) NVNT 1-DH5 2480MHz Ant1 Hopping Emission

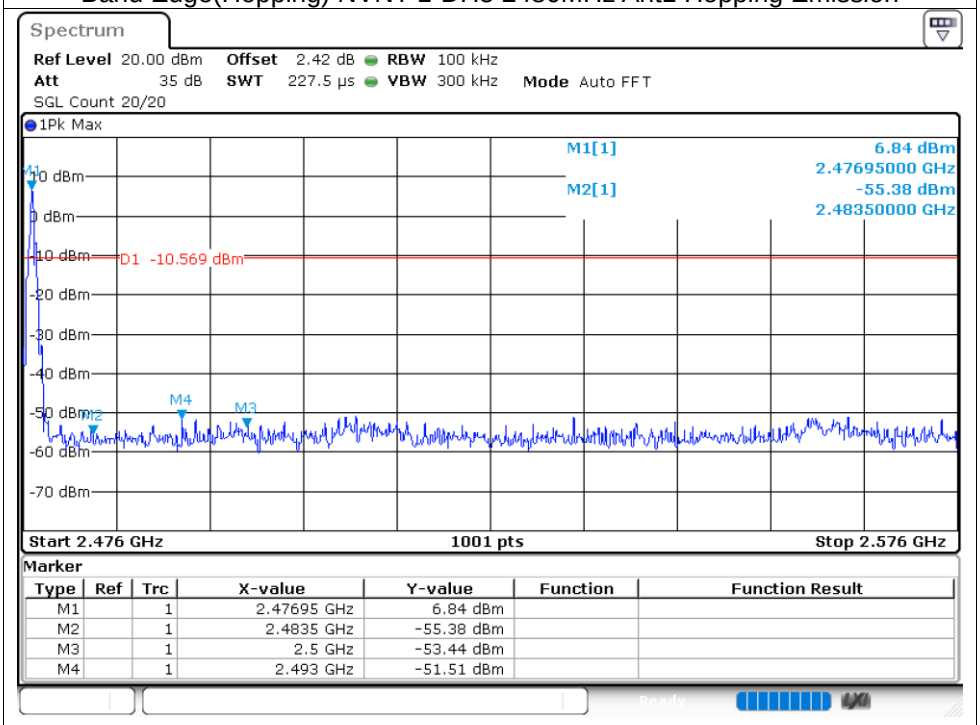

Marker

Type	Ref	Trc	X-value	Y-value	Function	Function Result
M1		1	2.47695 GHz	6.84 dBm		
M2		1	2.4835 GHz	-55.38 dBm		
M3		1	2.5 GHz	-53.44 dBm		
M4		1	2.493 GHz	-51.51 dBm		

Band Edge(Hopping) NVNT 2-DH5 2402MHz Ant1 Hopping Ref

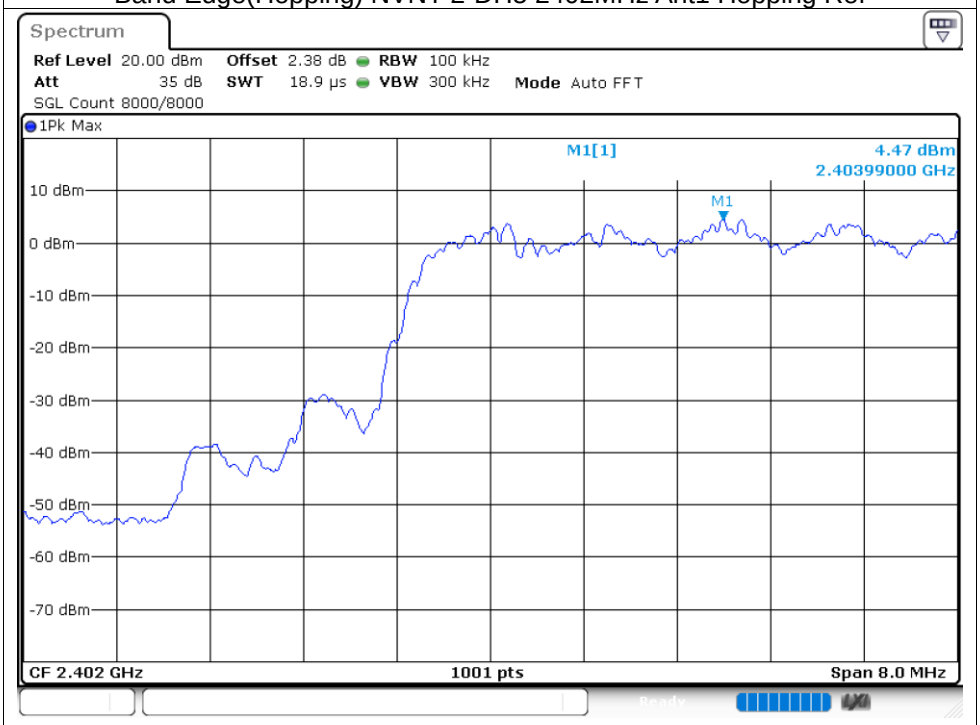

Band Edge(Hopping) NVNT 2-DH5 2402MHz Ant1 Hopping Emission

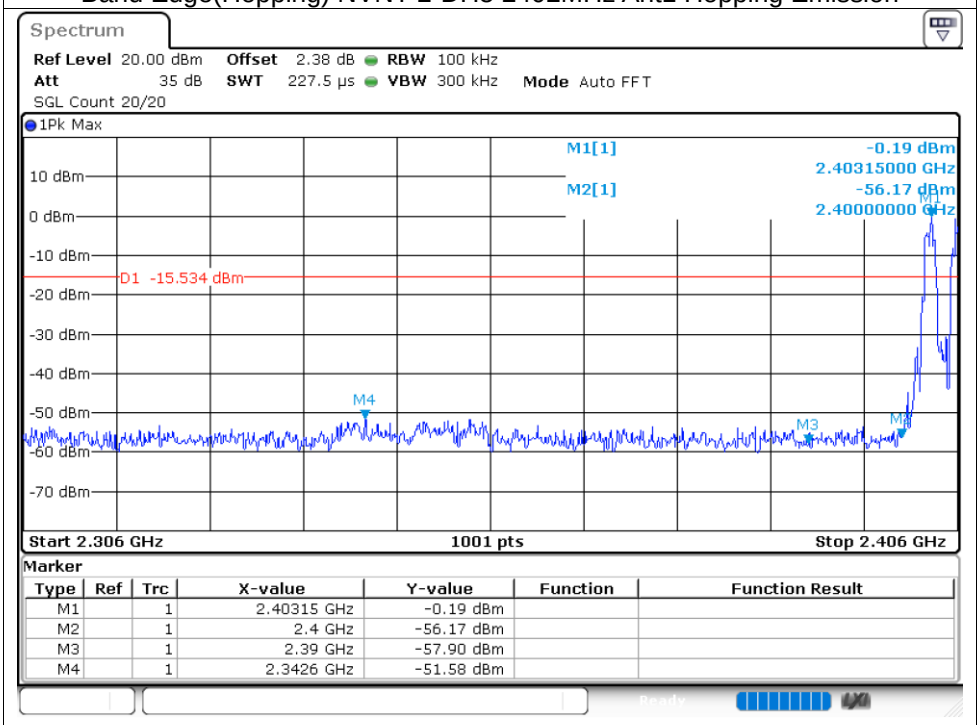

Marker

Type	Ref	Trc	X-value	Y-value	Function	Function Result
M1		1	2.40315 GHz	-0.19 dBm		
M2		1	2.4 GHz	-56.17 dBm		
M3		1	2.39 GHz	-57.90 dBm		
M4		1	2.3426 GHz	-51.58 dBm		

Band Edge(Hopping) NVNT 2-DH5 2480MHz Ant1 Hopping Ref

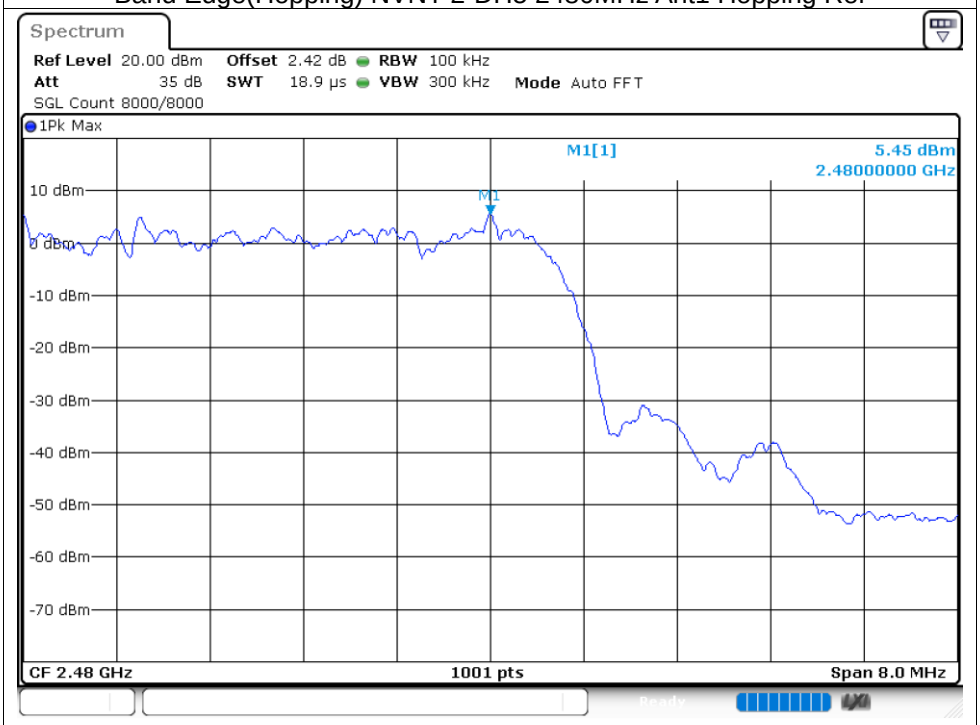

Band Edge(Hopping) NVNT 2-DH5 2480MHz Ant1 Hopping Emission

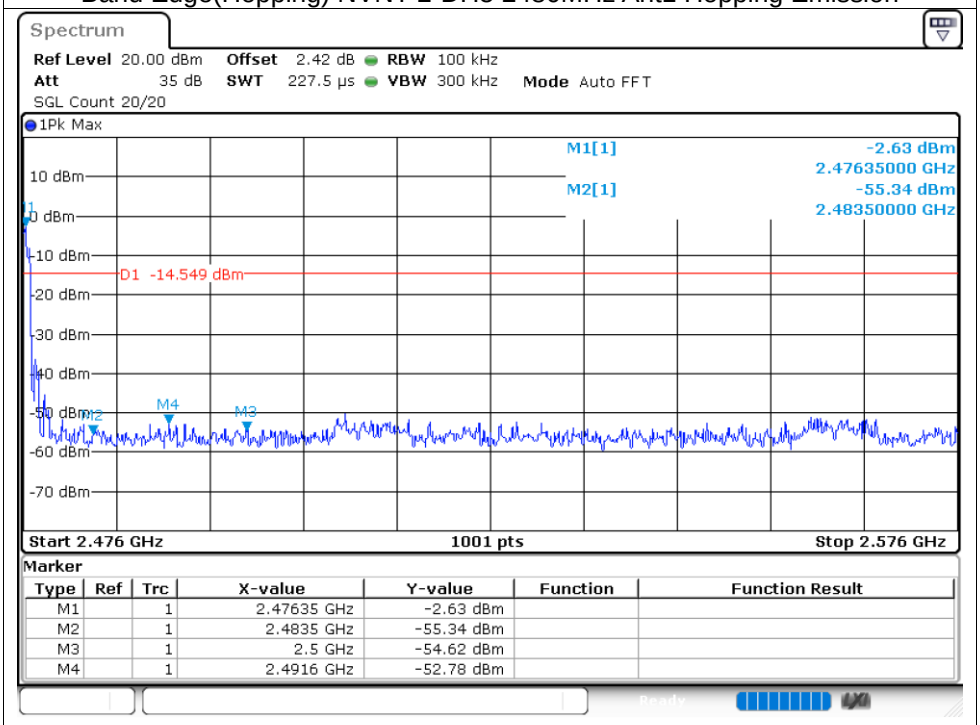

Marker

Type	Ref	Trc	X-value	Y-value	Function	Function Result
M1		1	2.47635 GHz	-2.63 dBm		
M2		1	2.4835 GHz	-55.34 dBm		
M3		1	2.5 GHz	-54.62 dBm		
M4		1	2.4916 GHz	-52.78 dBm		

Band Edge(Hopping) NVNT 3-DH5 2402MHz Ant1 Hopping Ref

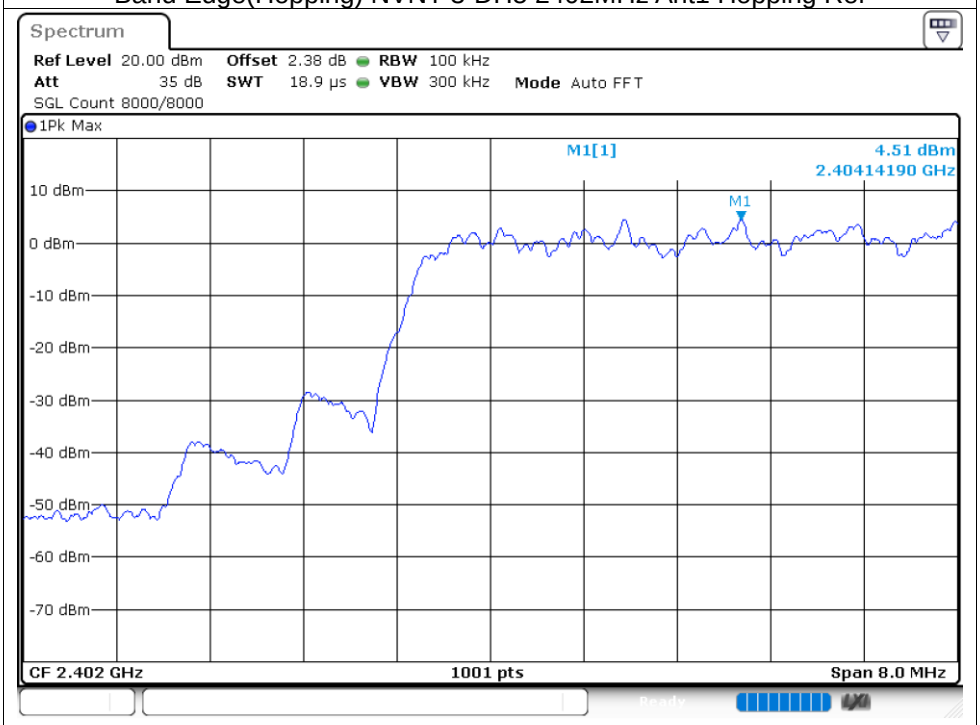

Band Edge(Hopping) NVNT 3-DH5 2402MHz Ant1 Hopping Emission

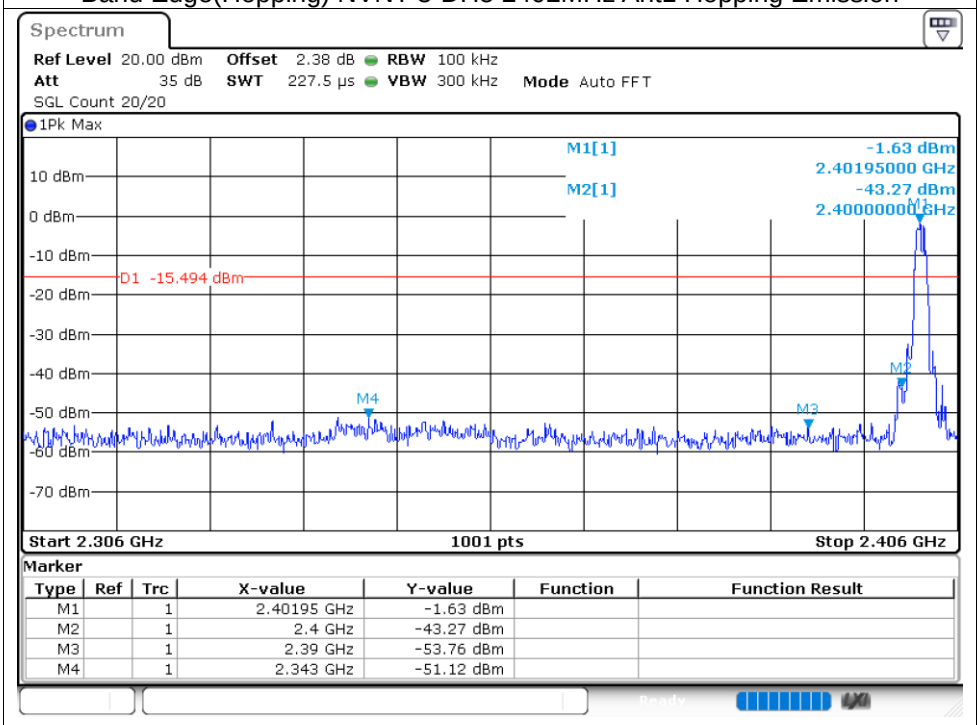

Marker

Type	Ref	Trc	X-value	Y-value	Function	Function Result
M1		1	2.40195 GHz	-1.63 dBm		
M2		1	2.4 GHz	-43.27 dBm		
M3		1	2.39 GHz	-53.76 dBm		
M4		1	2.343 GHz	-51.12 dBm		

Band Edge(Hopping) NVNT 3-DH5 2480MHz Ant1 Hopping Ref

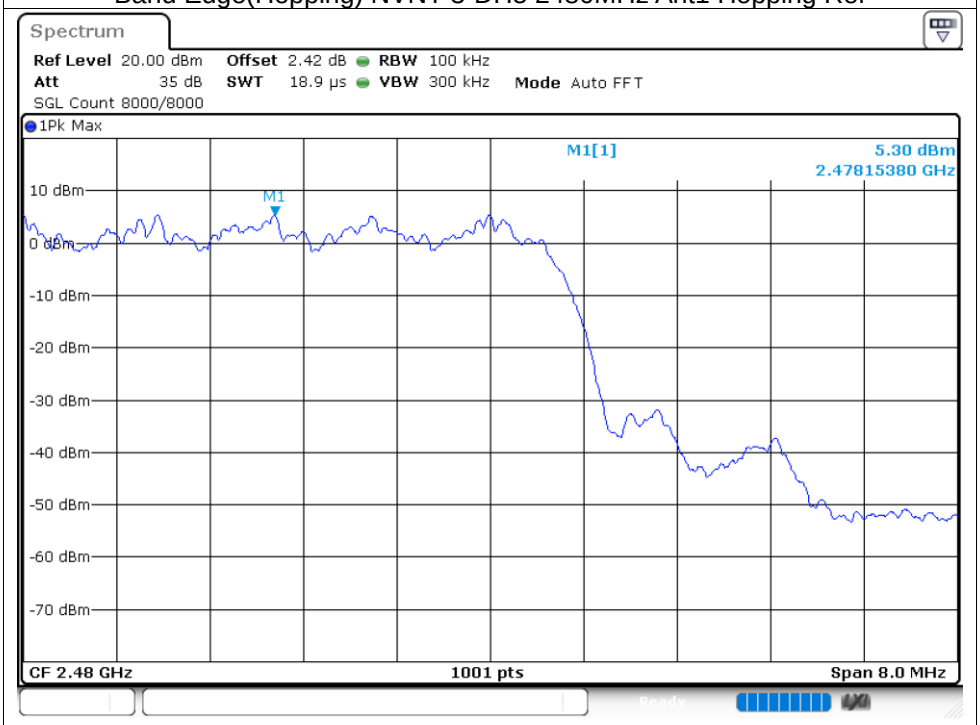

Band Edge(Hopping) NVNT 3-DH5 2480MHz Ant1 Hopping Emission

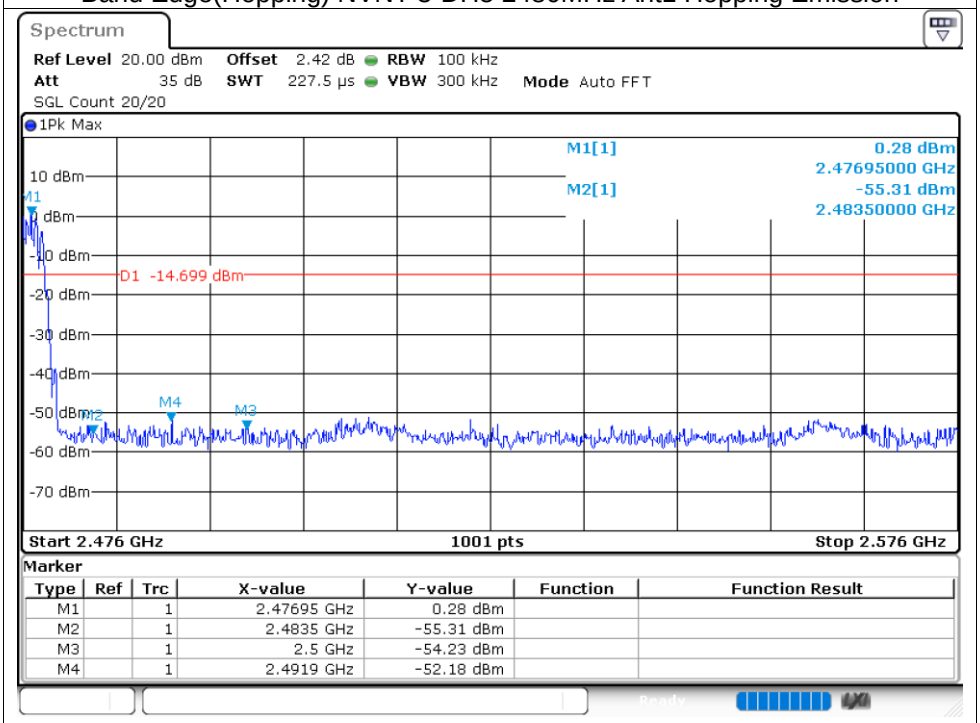

Marker

Type	Ref	Trc	X-value	Y-value	Function	Function Result
M1		1	2.47695 GHz	0.28 dBm		
M2		1	2.4835 GHz	-55.31 dBm		
M3		1	2.5 GHz	-54.23 dBm		
M4		1	2.4919 GHz	-52.18 dBm		

8.9 CONDUCTED RF SPURIOUS EMISSION

Condition	Mode	Frequency (MHz)	Antenna	Max Value (dBc)	Limit (dBc)	Verdict
NVNT	1-DH5	2402	Ant1	-67.75	-20	Pass
NVNT	1-DH5	2441	Ant1	-63.74	-20	Pass
NVNT	1-DH5	2480	Ant1	-62.54	-20	Pass
NVNT	2-DH5	2402	Ant1	-64.66	-20	Pass
NVNT	2-DH5	2441	Ant1	-63.14	-20	Pass
NVNT	2-DH5	2480	Ant1	-64.87	-20	Pass
NVNT	3-DH5	2402	Ant1	-65.09	-20	Pass
NVNT	3-DH5	2441	Ant1	-61.63	-20	Pass
NVNT	3-DH5	2480	Ant1	-64.6	-20	Pass

Test Graphs

Tx. Spurious NVNT 1-DH5 2402MHz Ant1 Ref

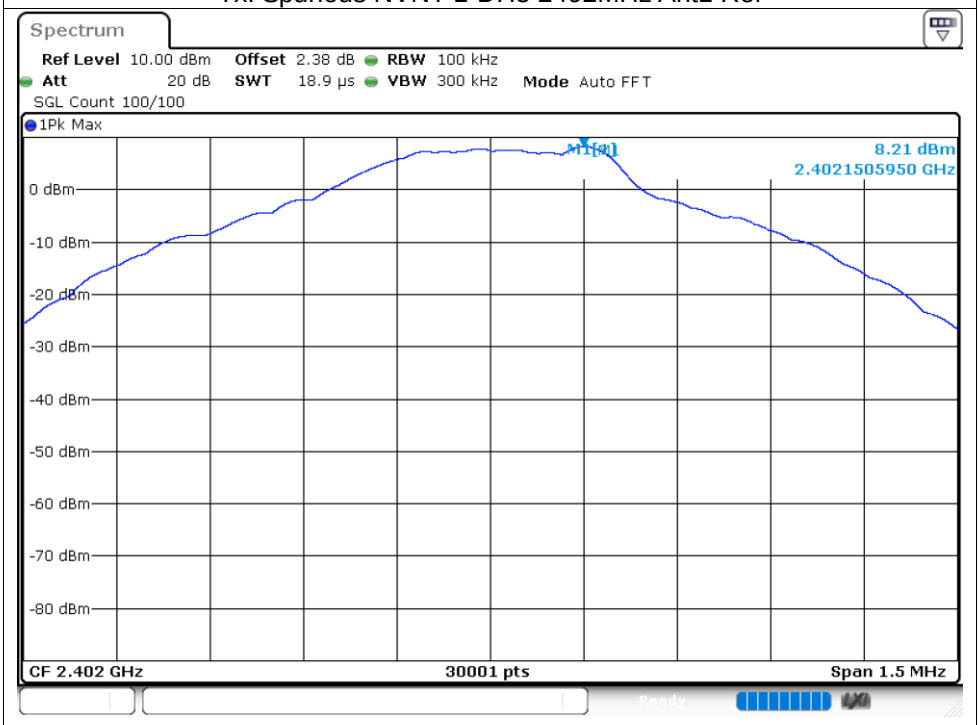

Tx. Spurious NVNT 1-DH5 2402MHz Ant1 Emission

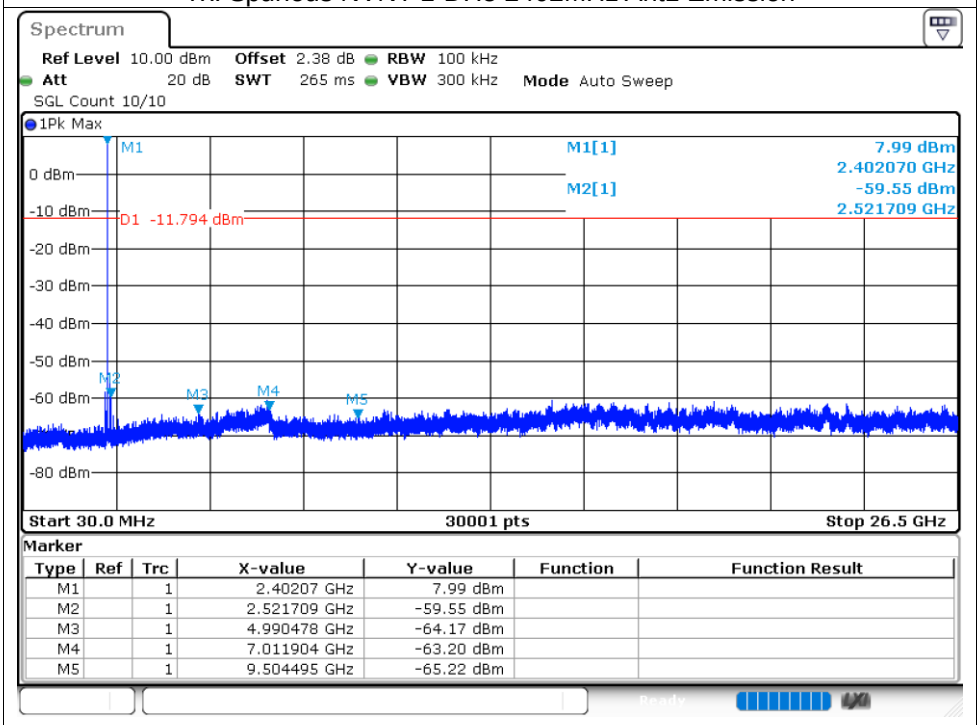

Marker

Type	Ref	Trc	X-value	Y-value	Function	Function Result
M1		1	2.40207 GHz	7.99 dBm		
M2		1	2.521709 GHz	-59.55 dBm		
M3		1	4.990478 GHz	-64.17 dBm		
M4		1	7.011904 GHz	-63.20 dBm		
M5		1	9.504495 GHz	-65.22 dBm		

Tx. Spurious NVNT 1-DH5 2441MHz Ant1 Ref

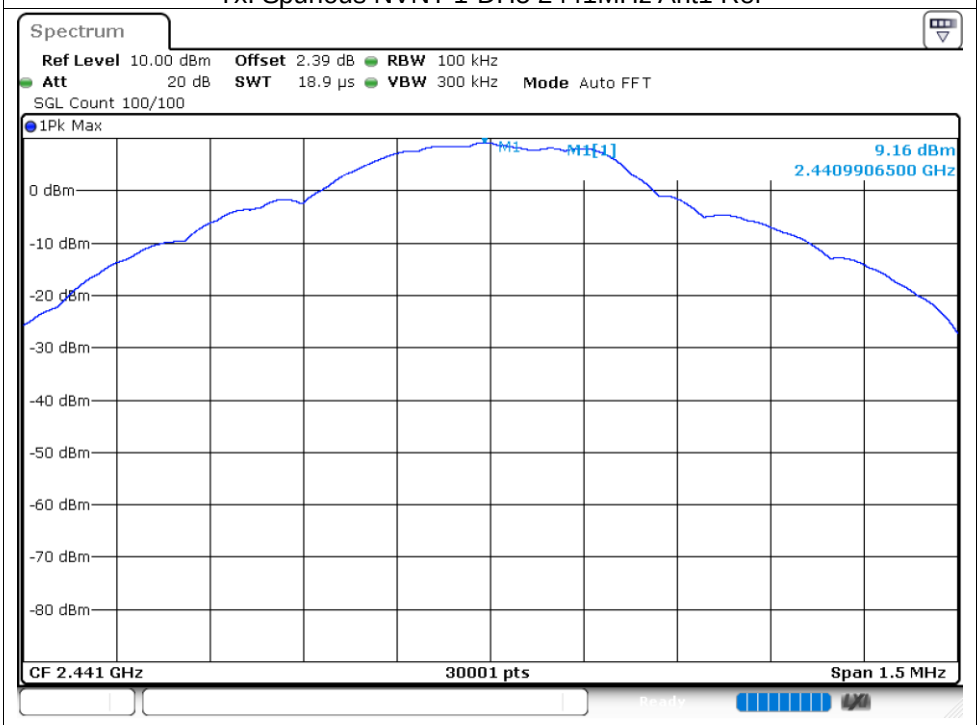

Tx. Spurious NVNT 1-DH5 2441MHz Ant1 Emission

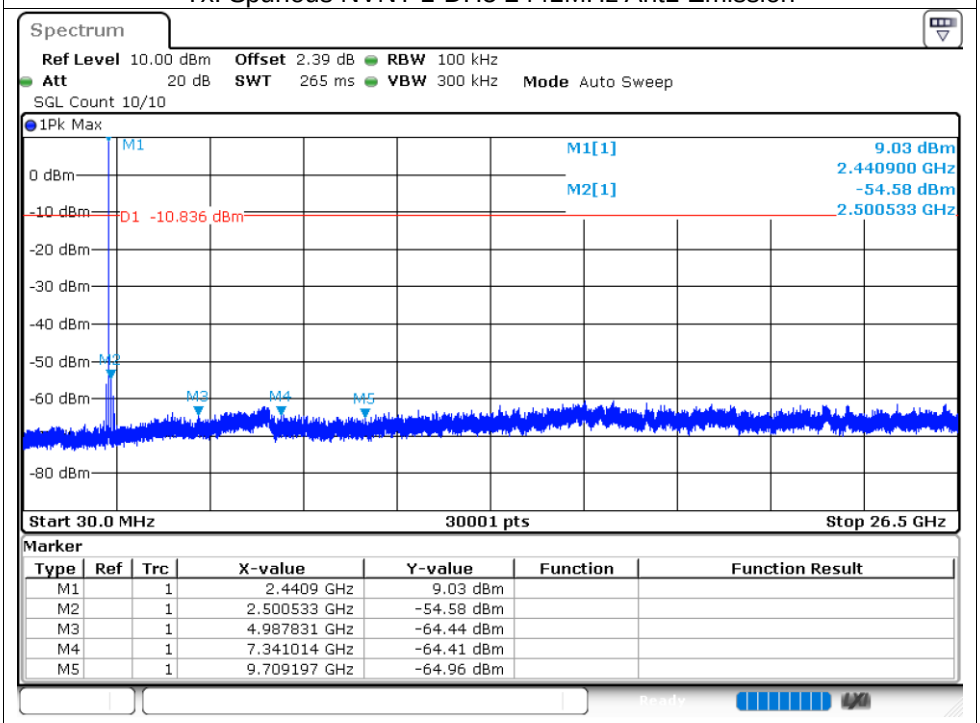

Marker

Type	Ref	Trc	X-value	Y-value	Function	Function Result
M1		1	2.4409 GHz	9.03 dBm		
M2		1	2.500533 GHz	-54.58 dBm		
M3		1	4.987831 GHz	-64.44 dBm		
M4		1	7.341014 GHz	-64.41 dBm		
M5		1	9.709197 GHz	-64.96 dBm		

Tx. Spurious NVNT 1-DH5 2480MHz Ant1 Ref

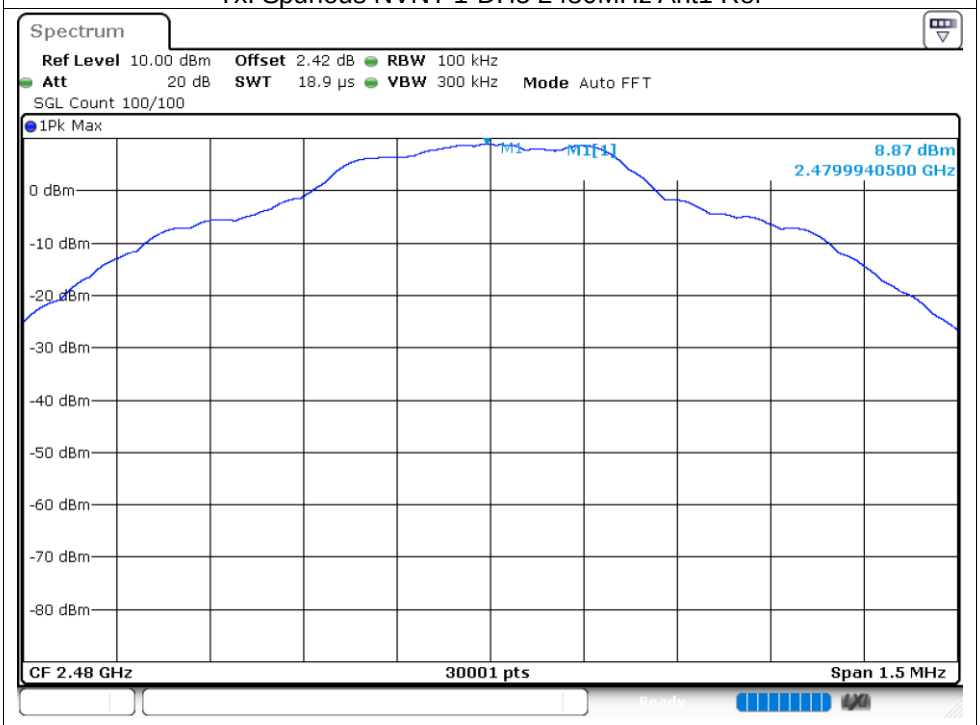

Tx. Spurious NVNT 1-DH5 2480MHz Ant1 Emission

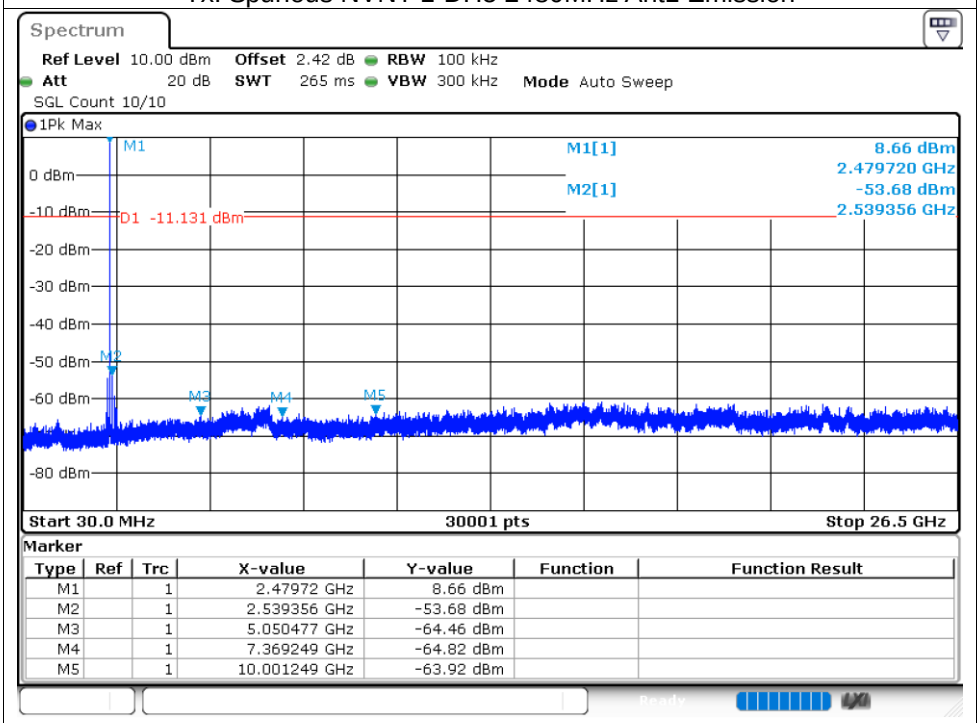

Marker

Type	Ref	Trc	X-value	Y-value	Function	Function Result
M1		1	2.47972 GHz	8.66 dBm		
M2		1	2.539356 GHz	-53.68 dBm		
M3		1	5.050477 GHz	-64.46 dBm		
M4		1	7.369249 GHz	-64.82 dBm		
M5		1	10.001249 GHz	-63.92 dBm		

Tx. Spurious NVNT 2-DH5 2402MHz Ant1 Ref

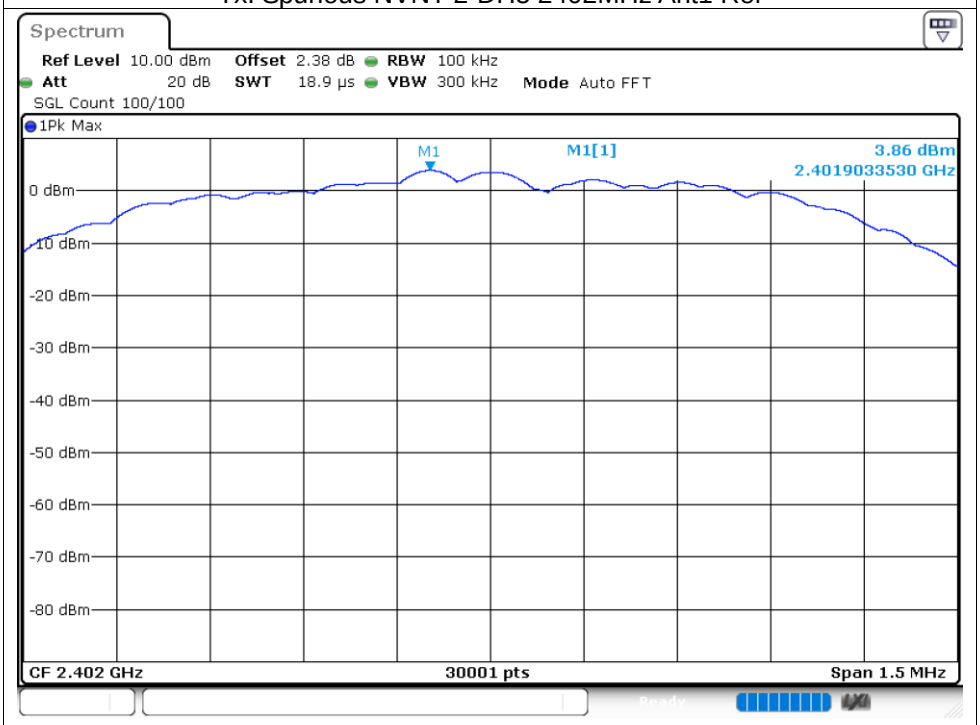

Tx. Spurious NVNT 2-DH5 2402MHz Ant1 Emission

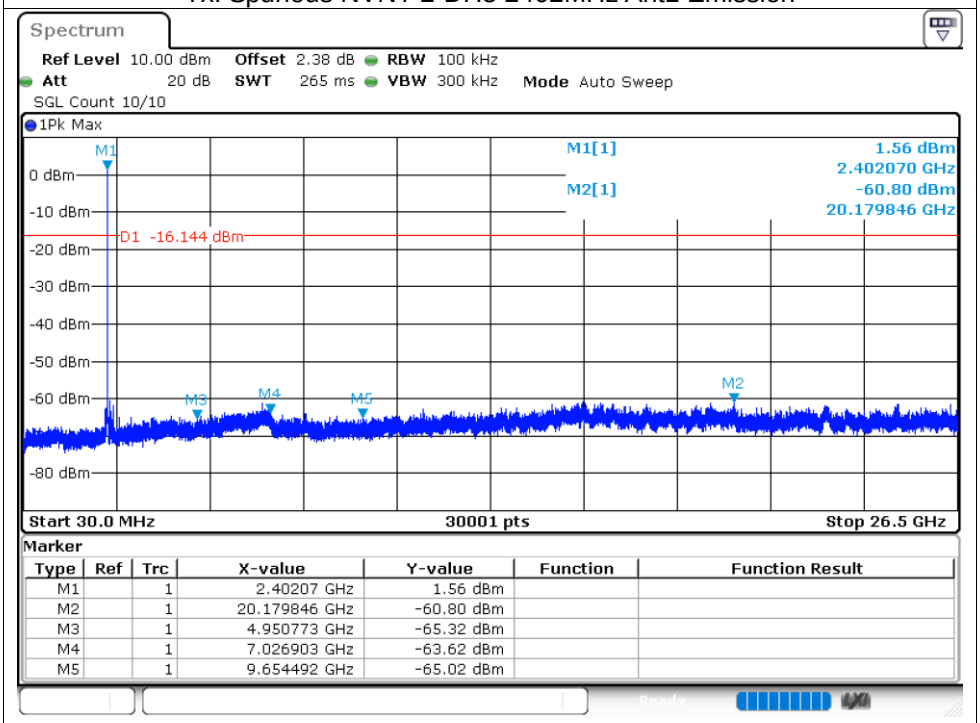

Marker

Type	Ref	Trc	X-value	Y-value	Function	Function Result
M1		1	2.40207 GHz	1.56 dBm		
M2		1	20.179846 GHz	-60.80 dBm		
M3		1	4.950773 GHz	-65.32 dBm		
M4		1	7.026903 GHz	-63.62 dBm		
M5		1	9.654492 GHz	-65.02 dBm		

Tx. Spurious NVNT 2-DH5 2441MHz Ant1 Ref

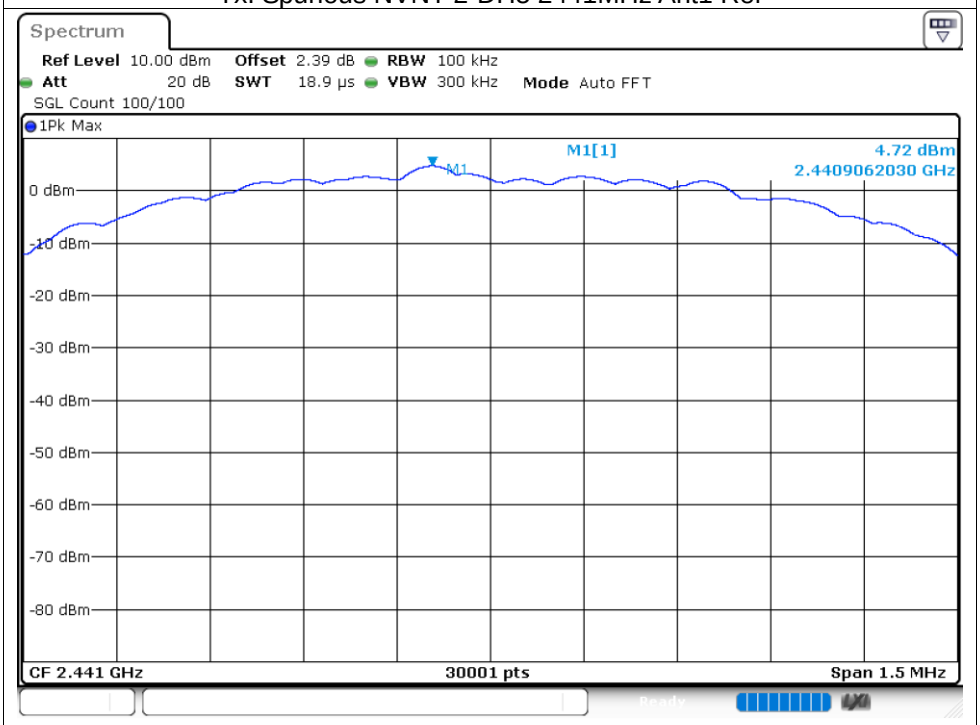

Tx. Spurious NVNT 2-DH5 2441MHz Ant1 Emission

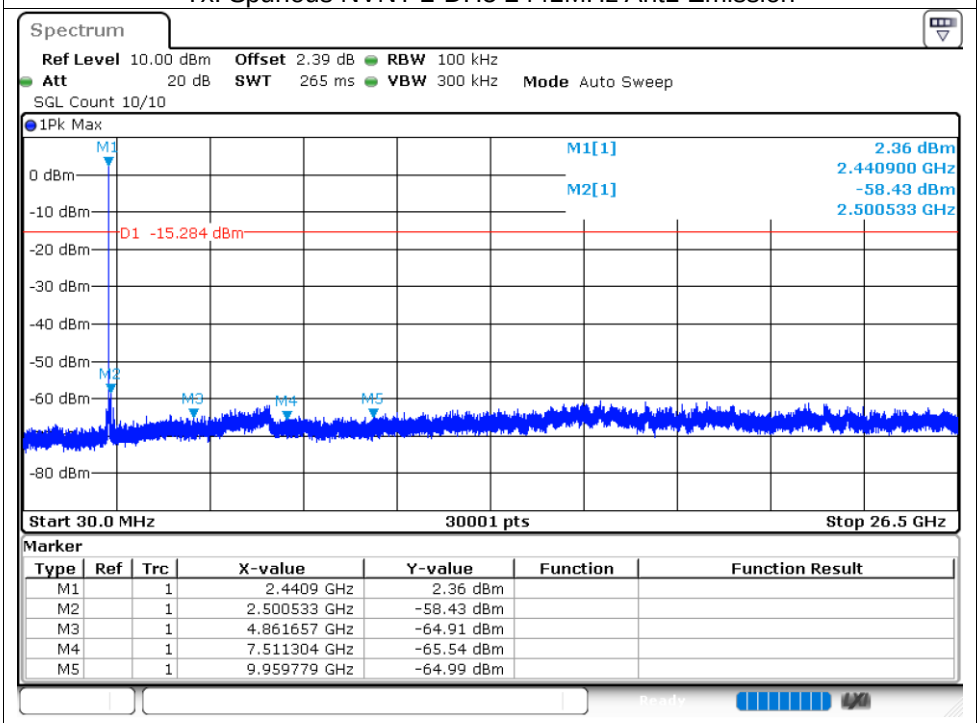

Marker

Type	Ref	Trc	X-value	Y-value	Function	Function Result
M1		1	2.4409 GHz	2.36 dBm		
M2		1	2.500533 GHz	-58.43 dBm		
M3		1	4.861657 GHz	-64.91 dBm		
M4		1	7.511304 GHz	-65.54 dBm		
M5		1	9.959779 GHz	-64.99 dBm		

Tx. Spurious NVNT 2-DH5 2480MHz Ant1 Ref

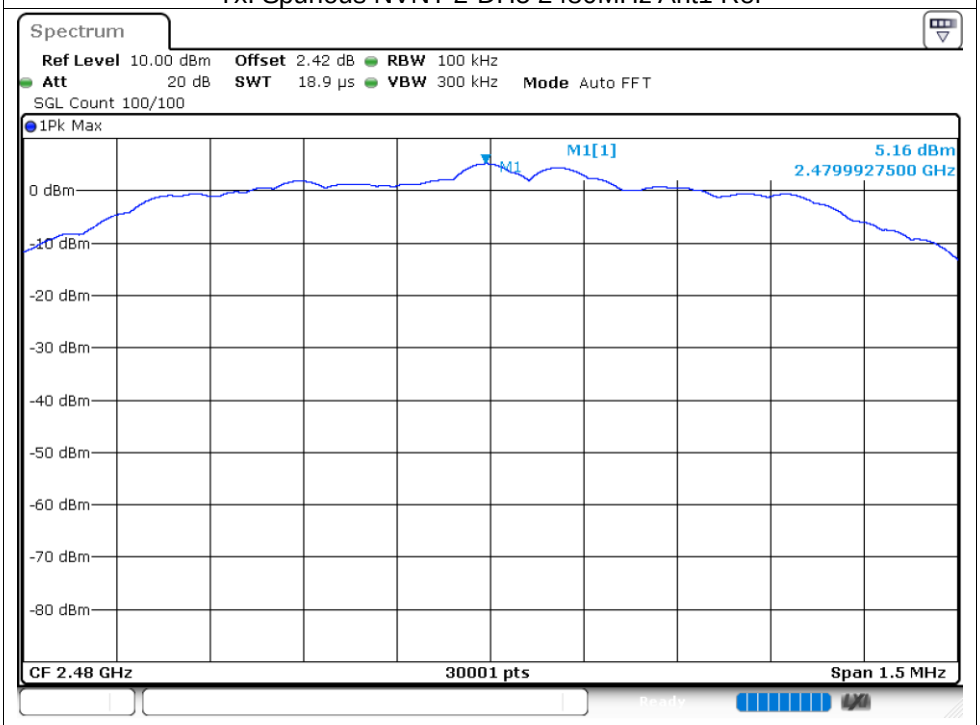

Tx. Spurious NVNT 2-DH5 2480MHz Ant1 Emission

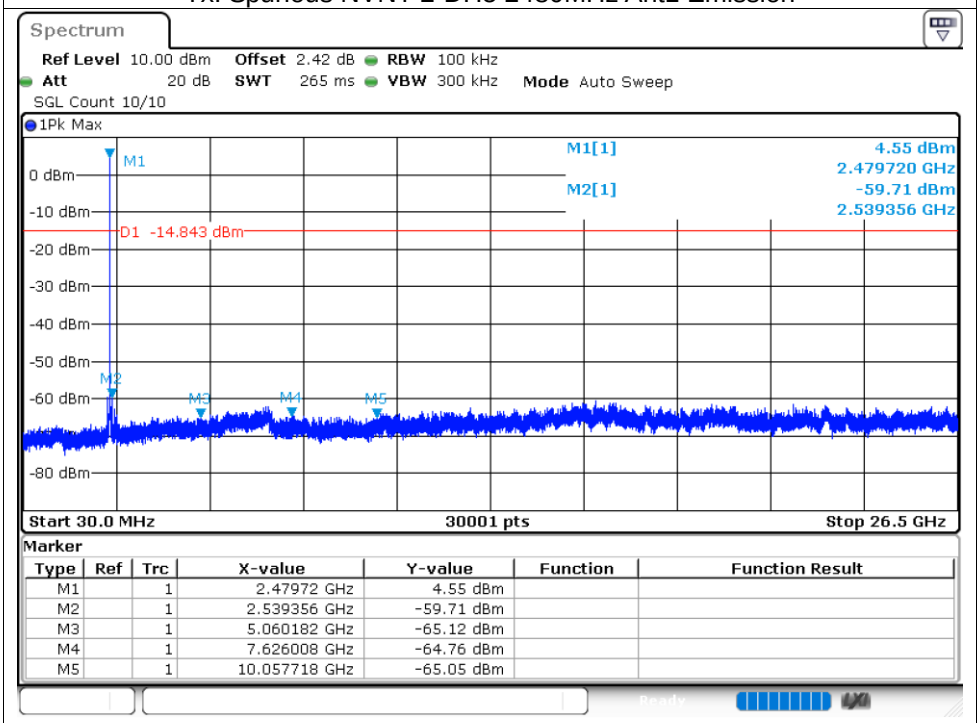

Marker

Type	Ref	Trc	X-value	Y-value	Function	Function Result
M1		1	2.47972 GHz	4.55 dBm		
M2		1	2.539356 GHz	-59.71 dBm		
M3		1	5.060182 GHz	-65.12 dBm		
M4		1	7.626008 GHz	-64.76 dBm		
M5		1	10.057718 GHz	-65.05 dBm		

Tx. Spurious NVNT 3-DH5 2402MHz Ant1 Ref

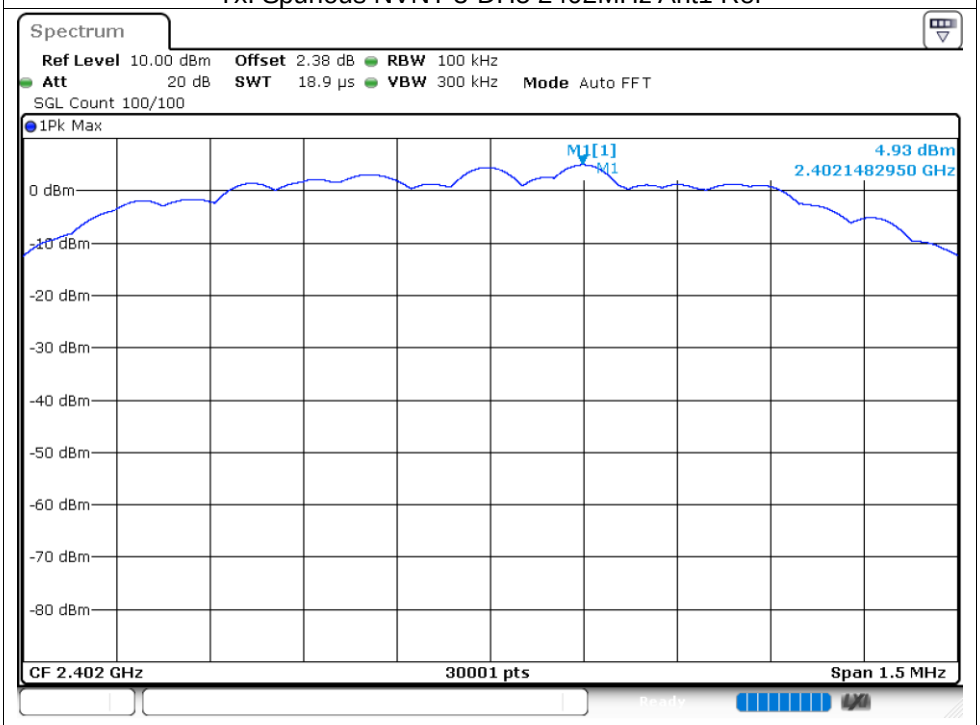

Tx. Spurious NVNT 3-DH5 2402MHz Ant1 Emission

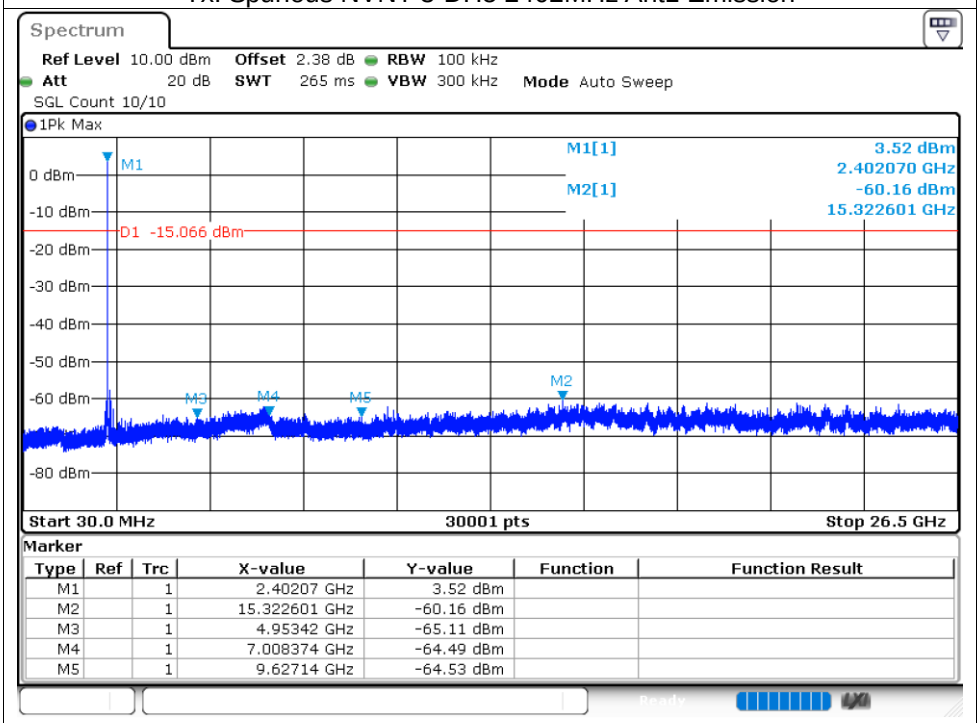

Marker

Type	Ref	Trc	X-value	Y-value	Function	Function Result
M1		1	2.40207 GHz	3.52 dBm		
M2		1	15.322601 GHz	-60.16 dBm		
M3		1	4.95342 GHz	-65.11 dBm		
M4		1	7.008374 GHz	-64.49 dBm		
M5		1	9.62714 GHz	-64.53 dBm		

Tx. Spurious NVNT 3-DH5 2441MHz Ant1 Ref

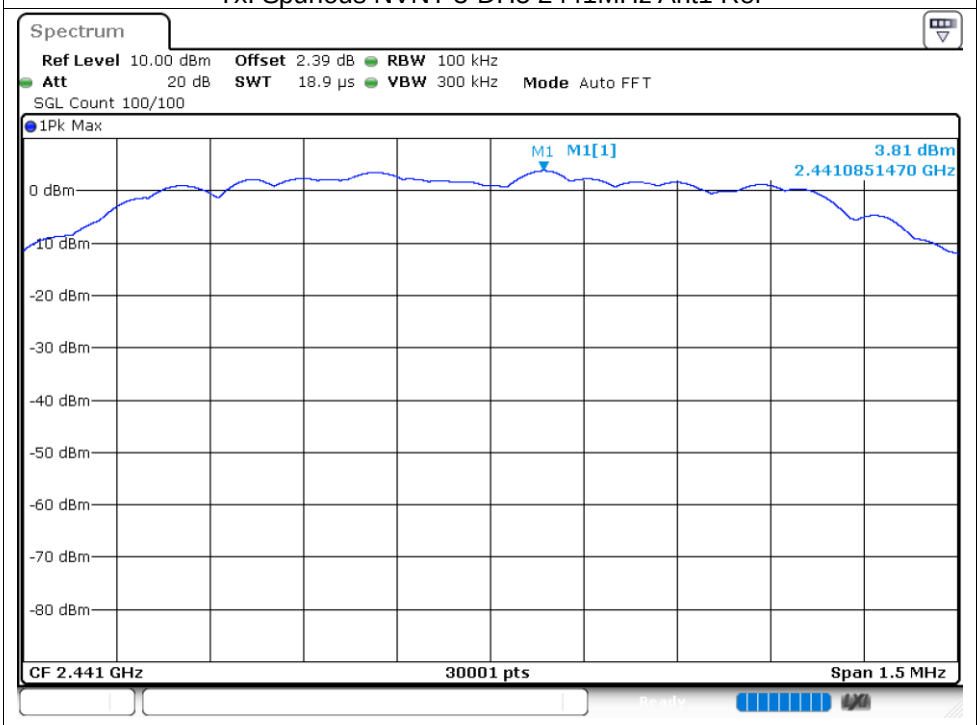

Tx. Spurious NVNT 3-DH5 2441MHz Ant1 Emission

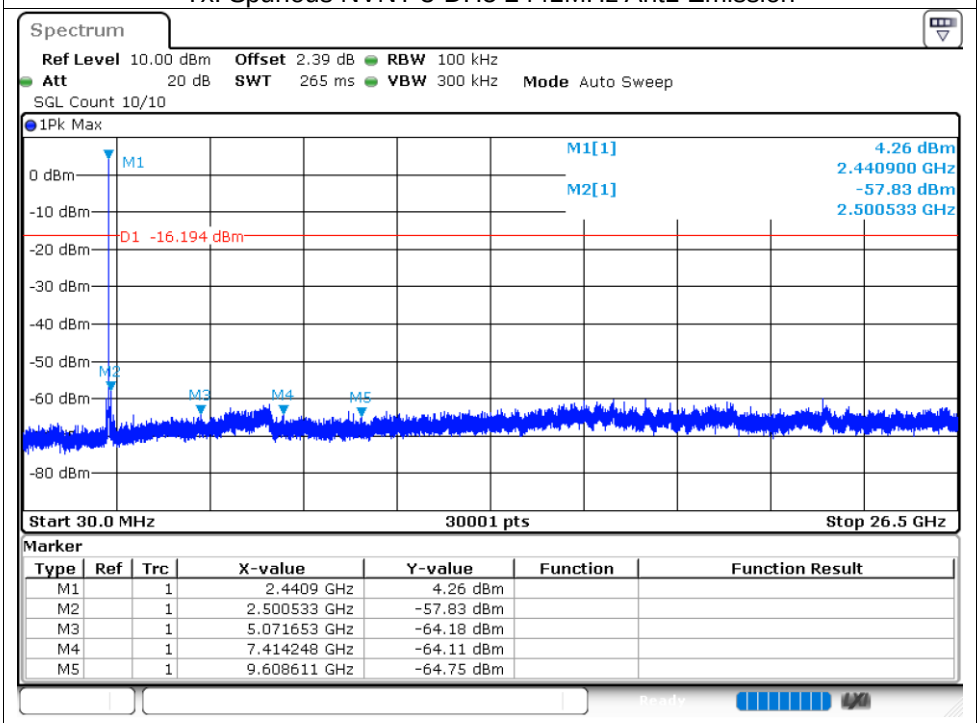

Marker

Type	Ref	Trc	X-value	Y-value	Function	Function Result
M1		1	2.4409 GHz	4.26 dBm		
M2		1	2.500533 GHz	-57.83 dBm		
M3		1	5.071653 GHz	-64.18 dBm		
M4		1	7.414248 GHz	-64.11 dBm		
M5		1	9.608611 GHz	-64.75 dBm		

Tx. Spurious NVNT 3-DH5 2480MHz Ant1 Ref

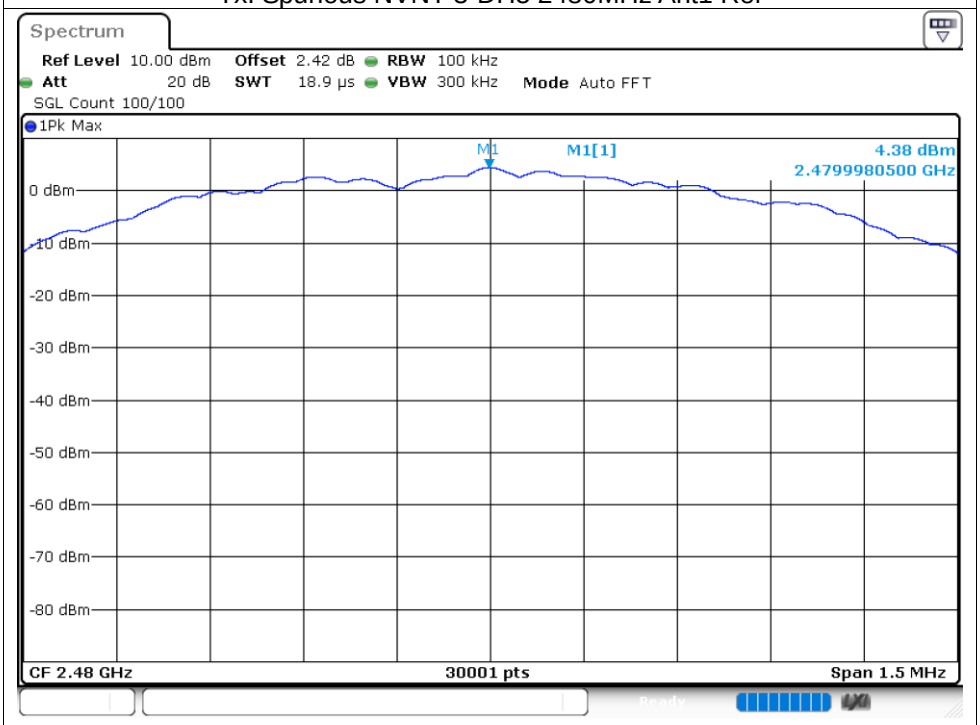

Tx. Spurious NVNT 3-DH5 2480MHz Ant1 Emission

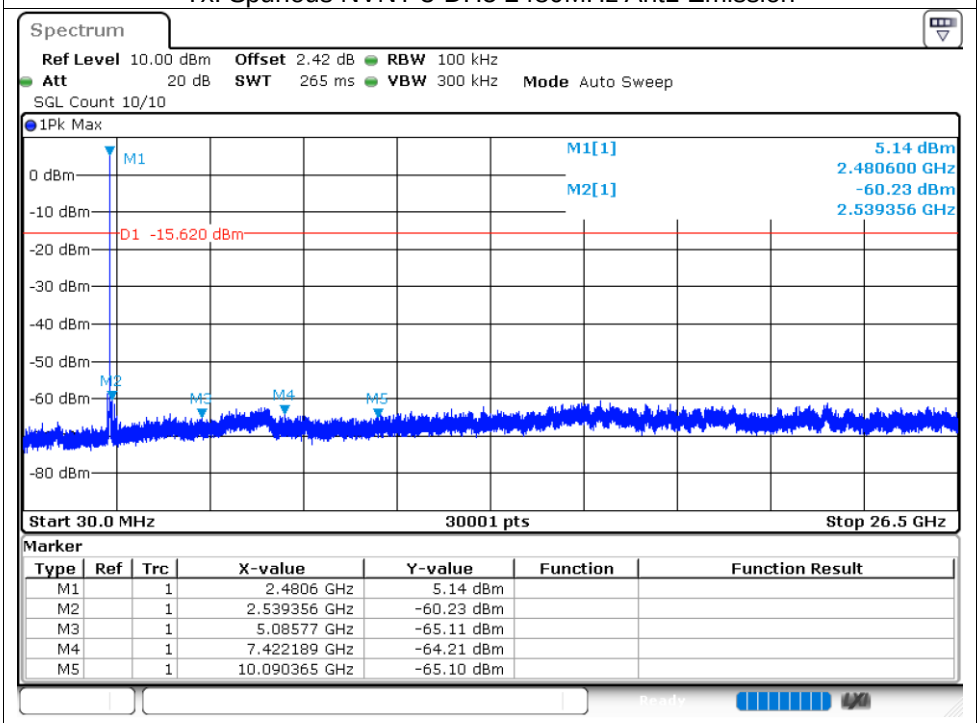

Marker

Type	Ref	Trc	X-value	Y-value	Function	Function Result
M1		1	2.4806 GHz	5.14 dBm		
M2		1	2.539356 GHz	-60.23 dBm		
M3		1	5.08577 GHz	-65.11 dBm		
M4		1	7.422189 GHz	-64.21 dBm		
M5		1	10.090365 GHz	-65.10 dBm		

END OF REPORT