Appendix A

RF Test Data for 2.4G WIFI (Conducted Measurement)

Product Name: TOSCANA DYNAMICS CIRCUIT BOARD

Test Model: T02-3700

Environmental Conditions

Temperature:	23.8° C
Relative Humidity:	52.2%
ATM Pressure:	100.0 kPa
Test Engineer:	Joker Hu
Supervised by:	Li Huan

A.1 DTS Bandwidth

Test Result

TestMode	Antenna	Channel	DTS BW [MHz]	FL[MHz]	FH[MHz]	Limit[MHz]	Verdict
11B	Ant1	2412	9.560	2407.440	2417.000	0.5	PASS
		2437	9.960	2432.000	2441.960	0.5	PASS
		2462	9.560	2457.440	2467.000	0.5	PASS
11G	Ant1	2412	16.320	2403.840	2420.160	0.5	PASS
		2437	16.320	2428.840	2445.160	0.5	PASS
		2462	16.360	2453.800	2470.160	0.5	PASS
11N20SISO	Ant1	2412	17.560	2403.200	2420.760	0.5	PASS
		2437	17.560	2428.200	2445.760	0.5	PASS
		2462	17.560	2453.200	2470.760	0.5	PASS
11N40SISO	Ant1	2422	35.840	2404.080	2439.920	0.5	PASS
		2437	36.000	2419.080	2455.080	0.5	PASS
		2452	36.000	2434.080	2470.080	0.5	PASS

Test Graphs

11B_Ant1_2412

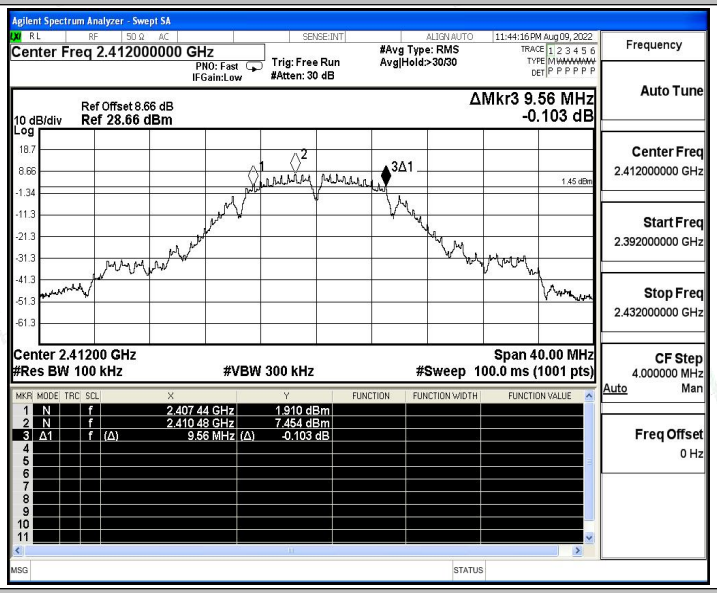

11B_Ant1_2437

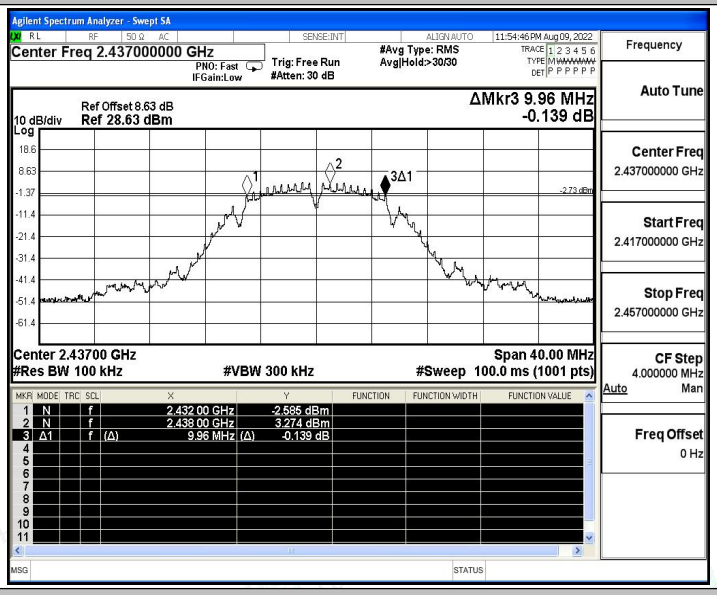

11B_Ant1_2462

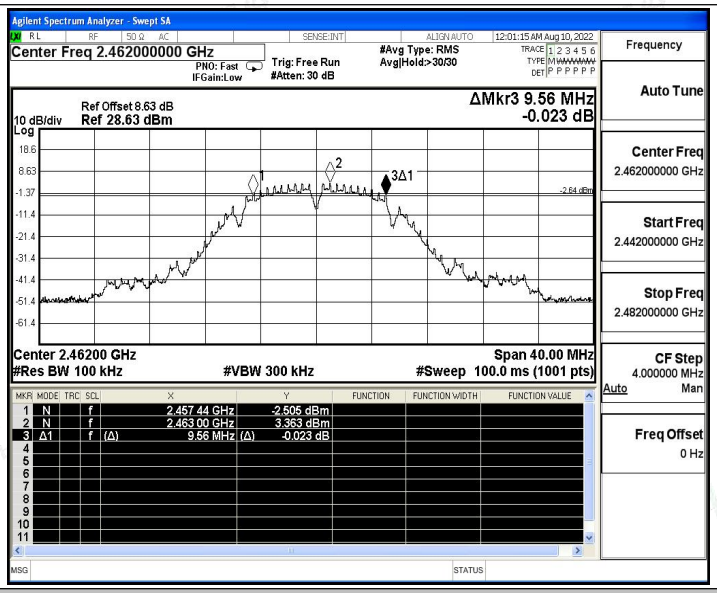

11G_Ant1_2412

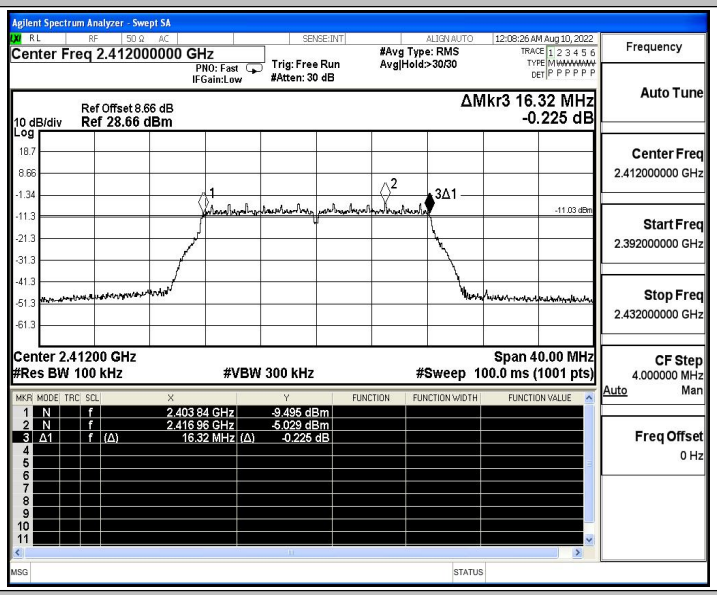

11G_Ant1_2437

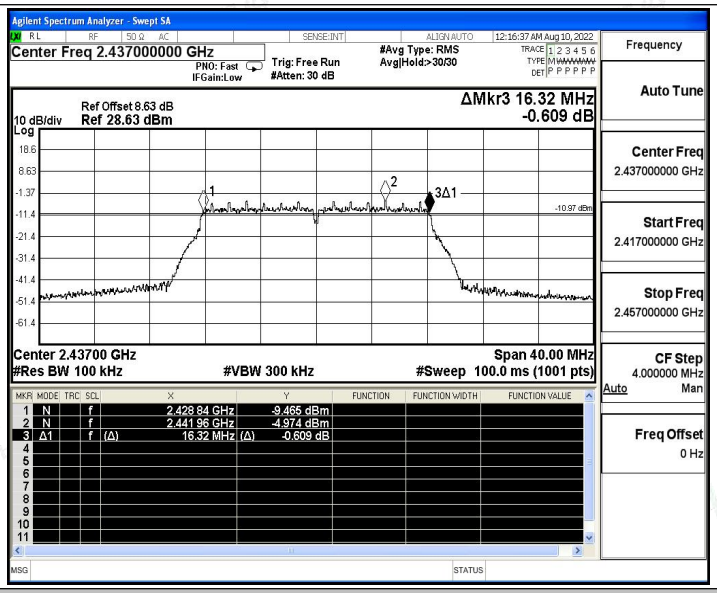

11G_Ant1_2462

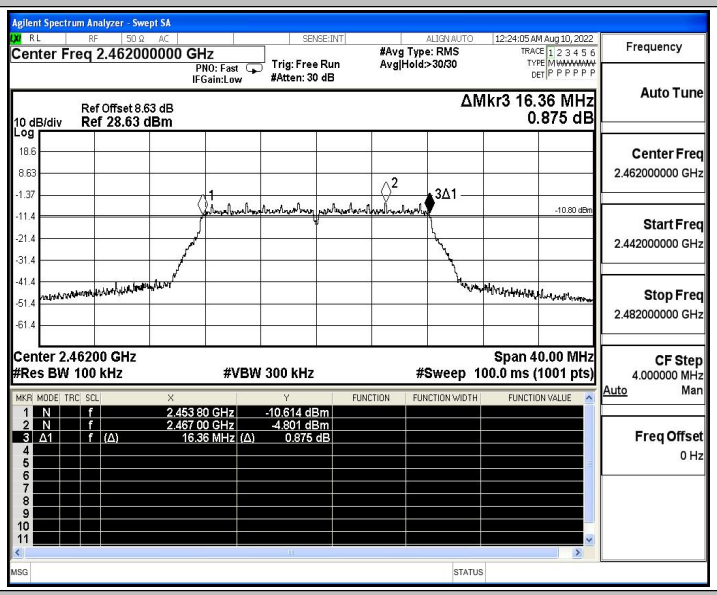

11N20SISO_Ant1_2412

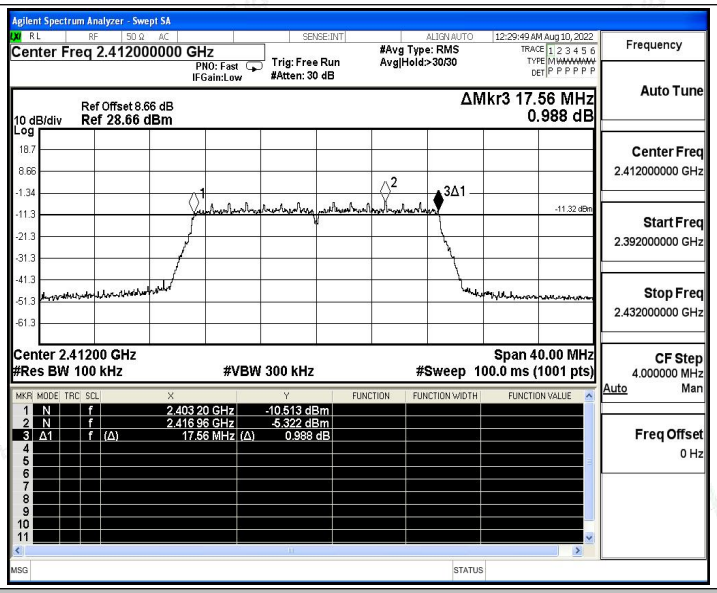

11N20SISO_Ant1_2437

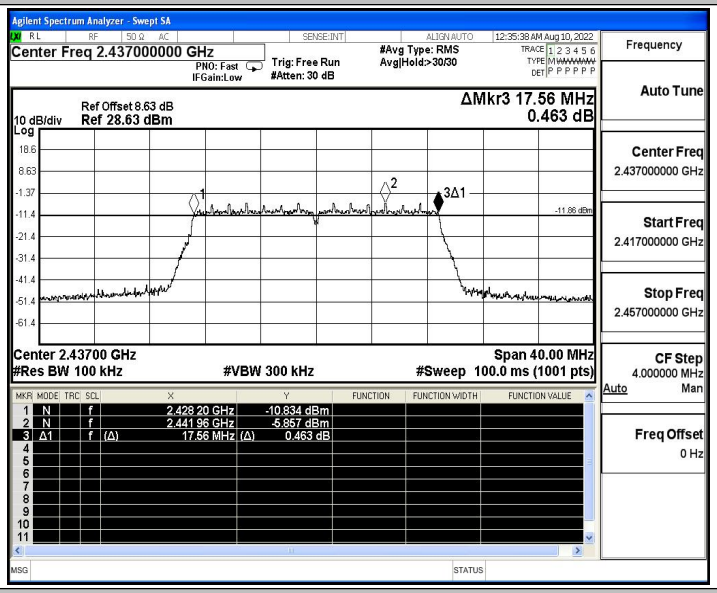

11N20SISO_Ant1_2462

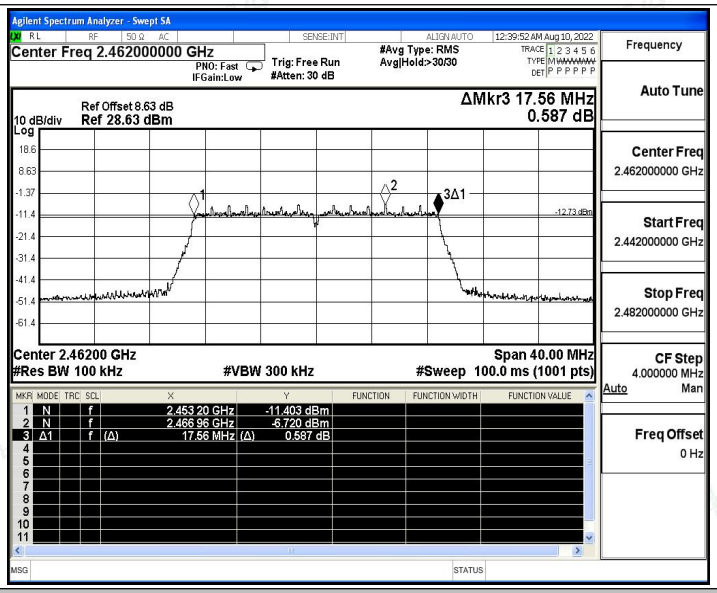

11N40SISO_Ant1_2422

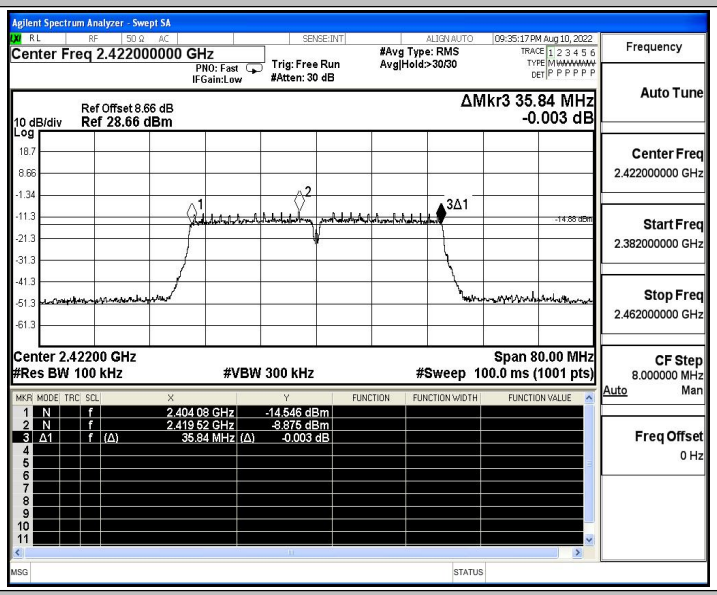

11N40SISO_Ant1_2437

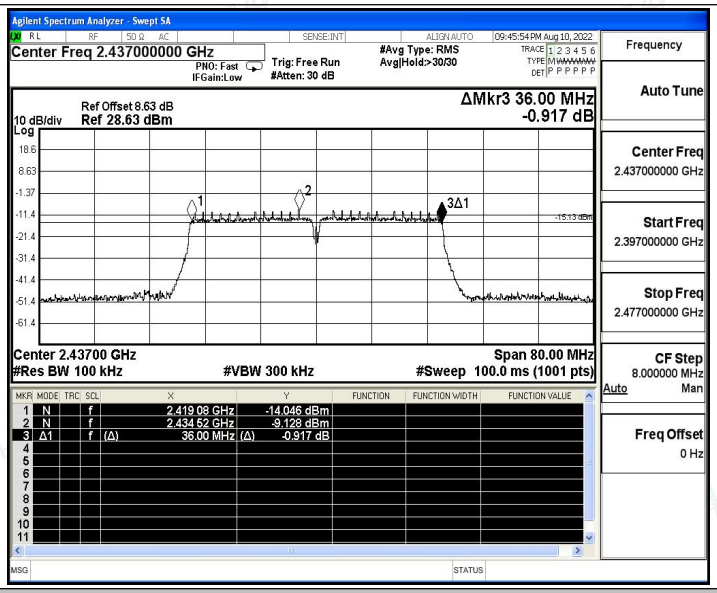

11N40SISO_Ant1_2452

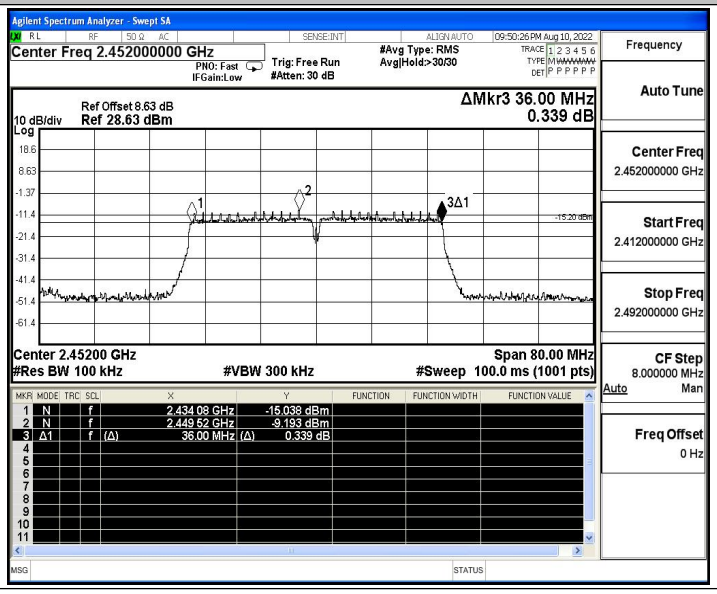

A.2 Maximum conducted output power

Test Result

TestMode	Antenna	Channel	Result[dBm]	Limit[dBm]	Verdict
11B	Ant1	2412	15.12	≤30.00	PASS
		2437	15.20	≤30.00	PASS
		2462	14.97	≤30.00	PASS
11G	Ant1	2412	14.40	≤30.00	PASS
		2437	14.51	≤30.00	PASS
		2462	14.57	≤30.00	PASS
11N20SISO	Ant1	2412	14.17	≤30.00	PASS
		2437	13.70	≤30.00	PASS
		2462	12.81	≤30.00	PASS
11N40SISO	Ant1	2422	13.39	≤30.00	PASS
		2437	13.19	≤30.00	PASS
		2452	13.05	≤30.00	PASS

A.3 Maximum power spectral density

Test Result

TestMode	Antenna	Channel	Result[dBm/3-100kHz]	Limit[dBm/3kHz]	Verdict
11B	Ant1	2412	-11.4	≤8.00	PASS
		2437	-11.38	≤8.00	PASS
		2462	-2.6	≤8.00	PASS
11G	Ant1	2412	-18.54	≤8.00	PASS
		2437	-18.07	≤8.00	PASS
		2462	-19.13	≤8.00	PASS
11N20SISO	Ant1	2412	-20.05	≤8.00	PASS
		2437	-18.94	≤8.00	PASS
		2462	-21.12	≤8.00	PASS
11N40SISO	Ant1	2422	-21.76	≤8.00	PASS
		2437	-21.84	≤8.00	PASS
		2452	-21.44	≤8.00	PASS

Test Graphs

11B_Ant1_2412

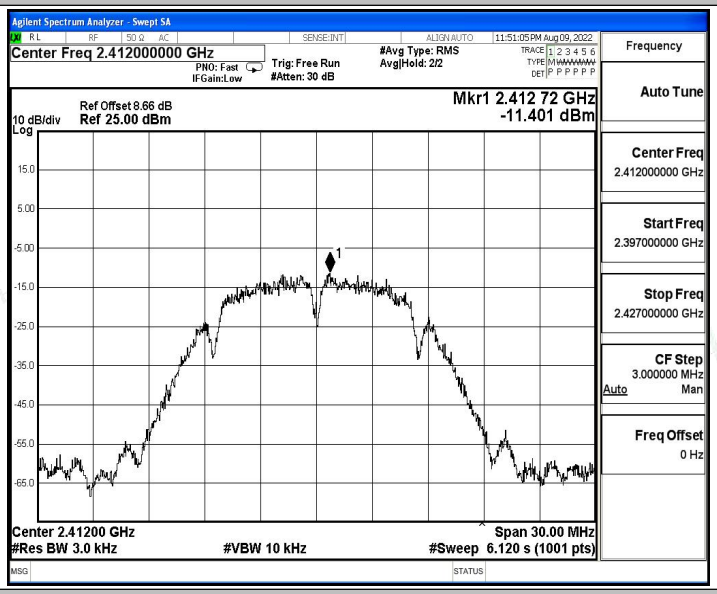

11B_Ant1_2437

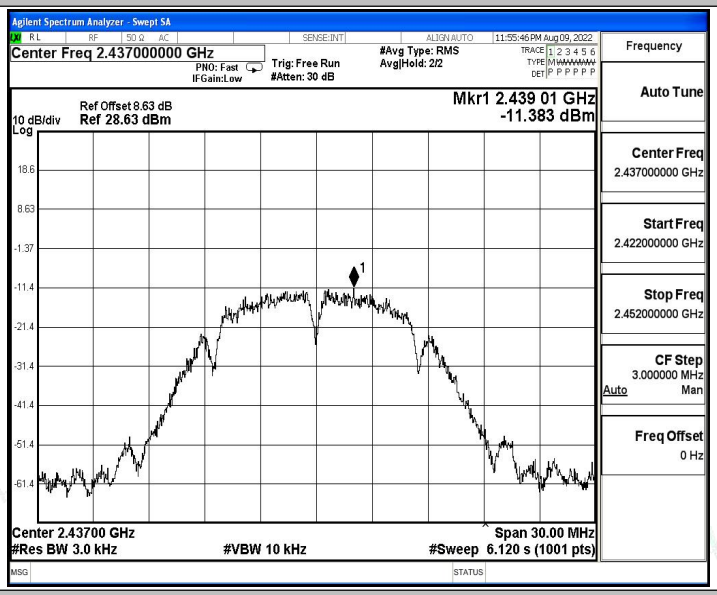

11B_Ant1_2462

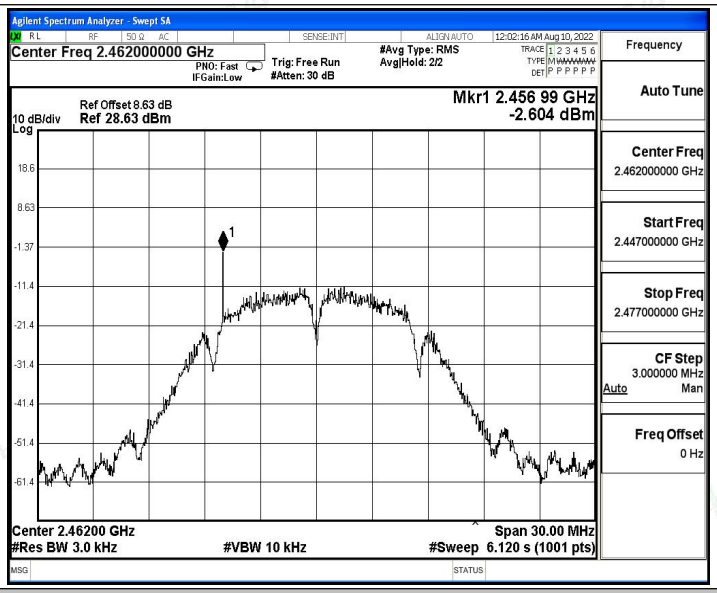

11G_Ant1_2412

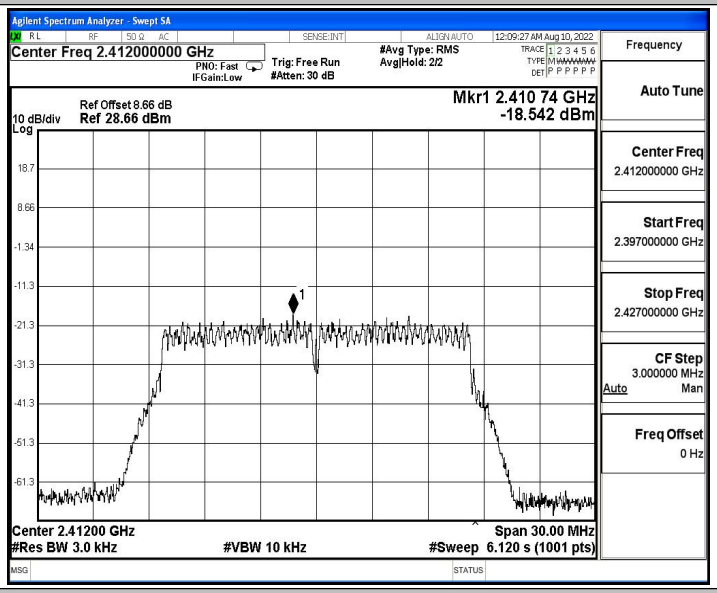

11G_Ant1_2437

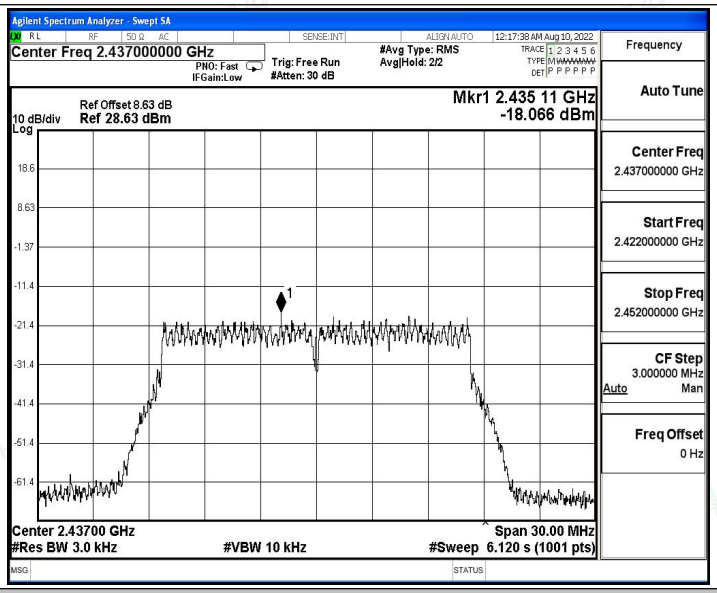

11G_Ant1_2462

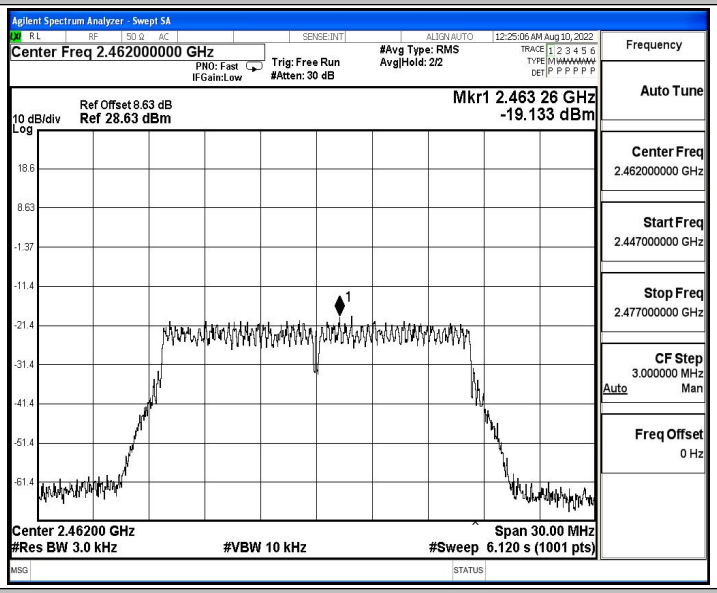

11N20SISO_Ant1_2412

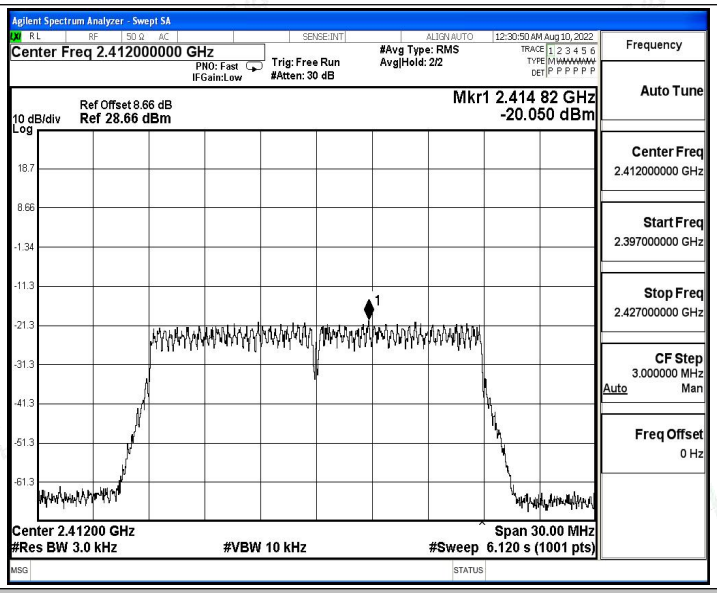

11N20SISO_Ant1_2437

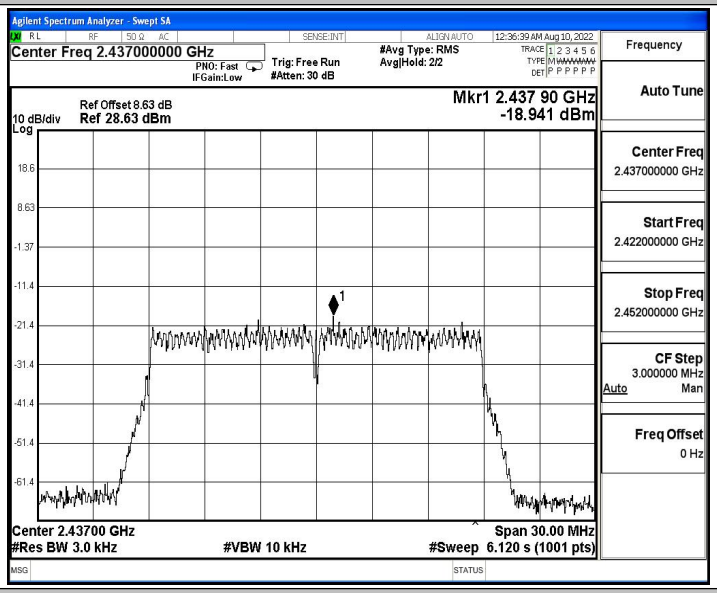

11N20SISO_Ant1_2462

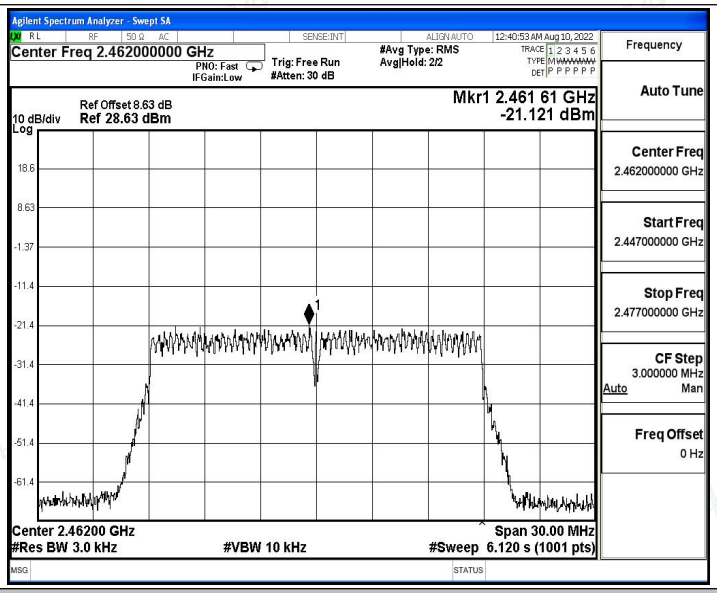

11N40SISO_Ant1_2422

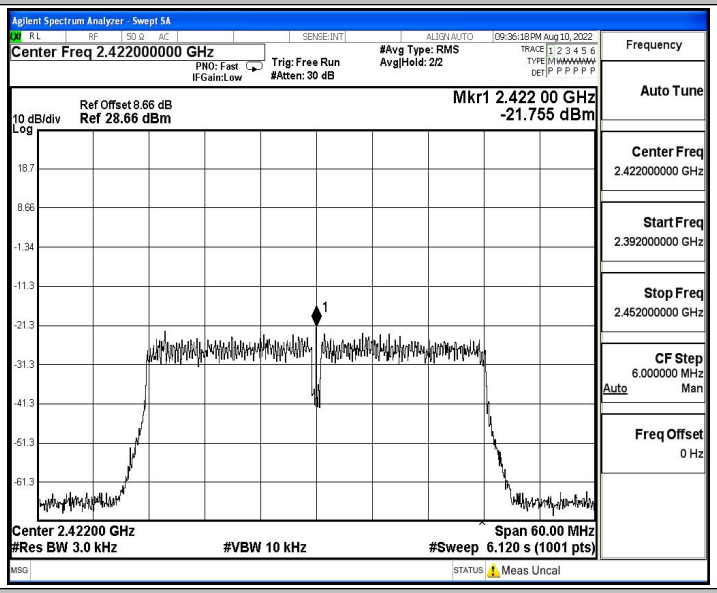

11N40SISO_Ant1_2437

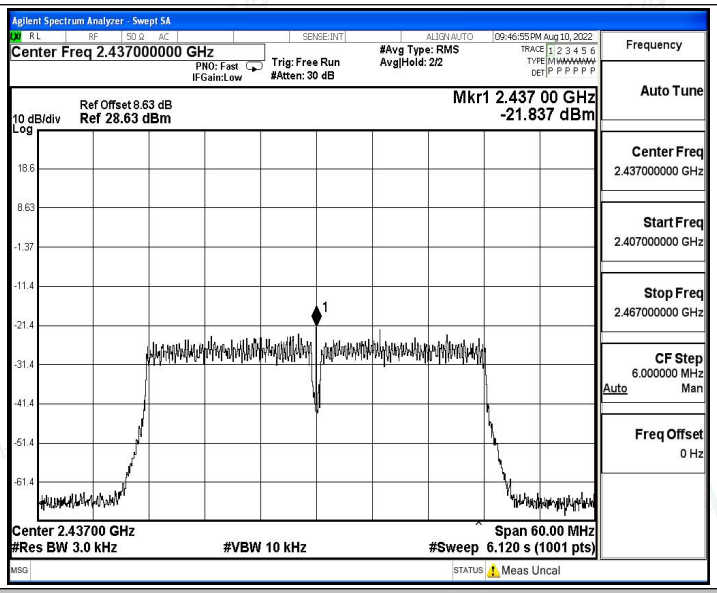

11N40SISO_Ant1_2452

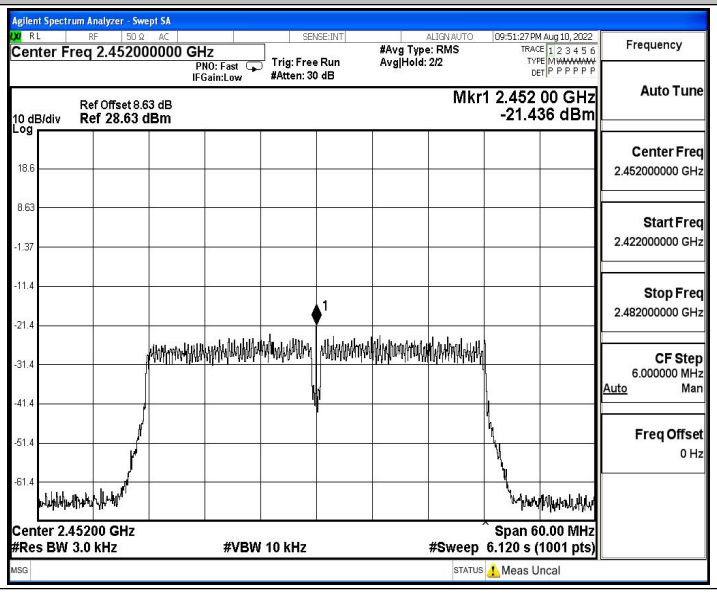

A.4 Band edge measurements

Test Result

TestMode	Antenna	ChName	Channel	RefLevel[dBm]	Result[dBm]	Limit[dBm]	Verdict
11B	Ant1	Low	2412	7.65	-31.76	≤-12.35	PASS
		High	2462	3.27	-48.19	≤-16.73	PASS
11G	Ant1	Low	2412	-5.01	-44.79	≤-25.01	PASS
		High	2462	-4.87	-48.06	≤-24.87	PASS
11N20SISO	Ant1	Low	2412	-5.22	-45.81	≤-25.22	PASS
		High	2462	-6.36	-47.57	≤-26.36	PASS
11N40SISO	Ant1	Low	2422	-8.63	-47.36	≤-28.63	PASS
		High	2452	-9.20	-46.78	≤-29.2	PASS

Test Graphs

11B_Ant1_Low_2412

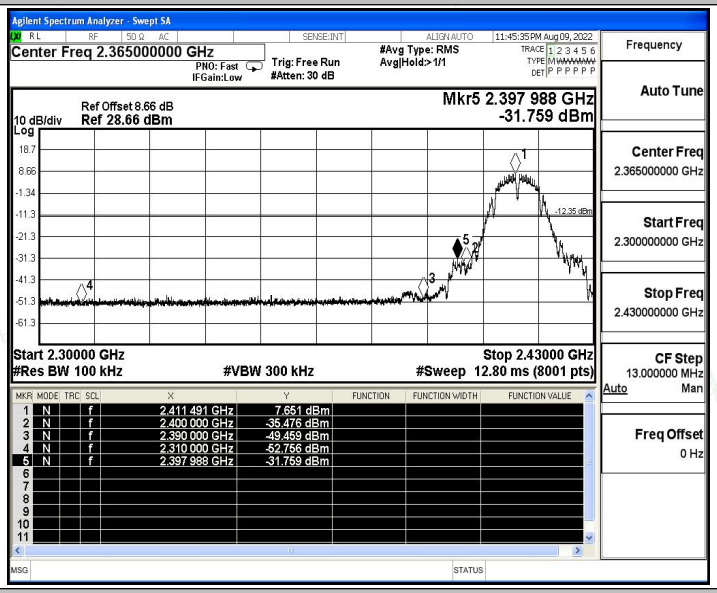

11B_Ant1_High_2462

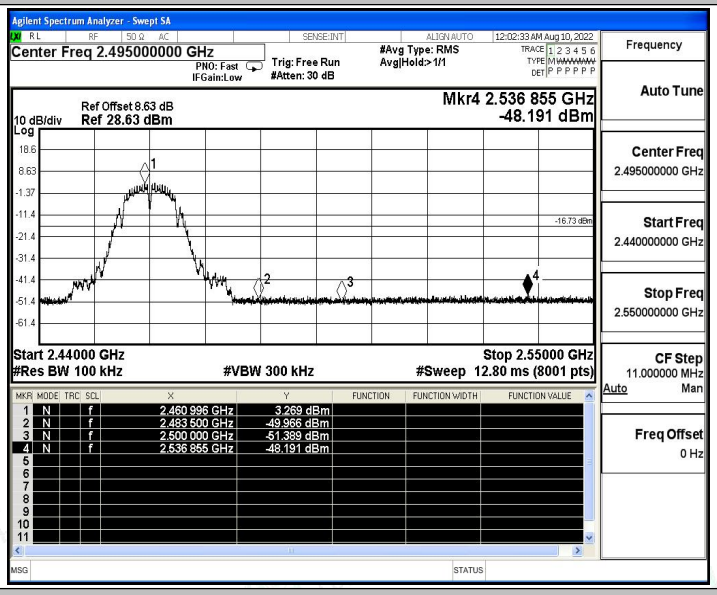

11G_Ant1_Low_2412

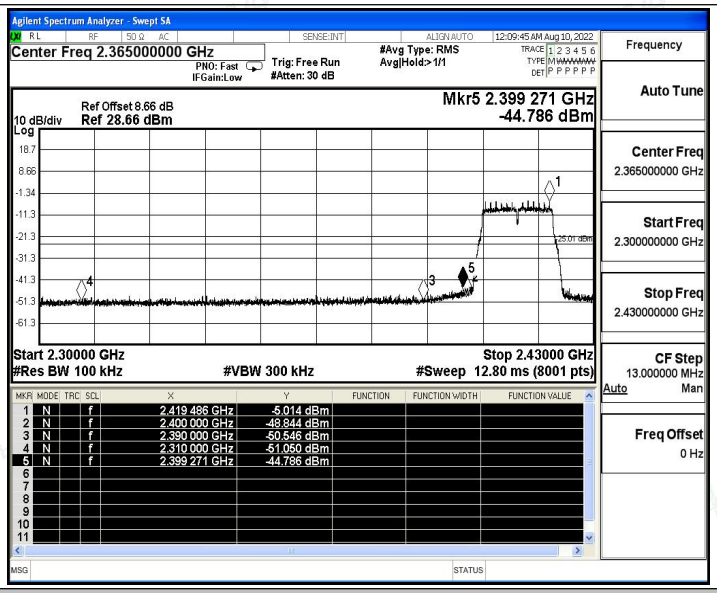

11G_Ant1_High_2462

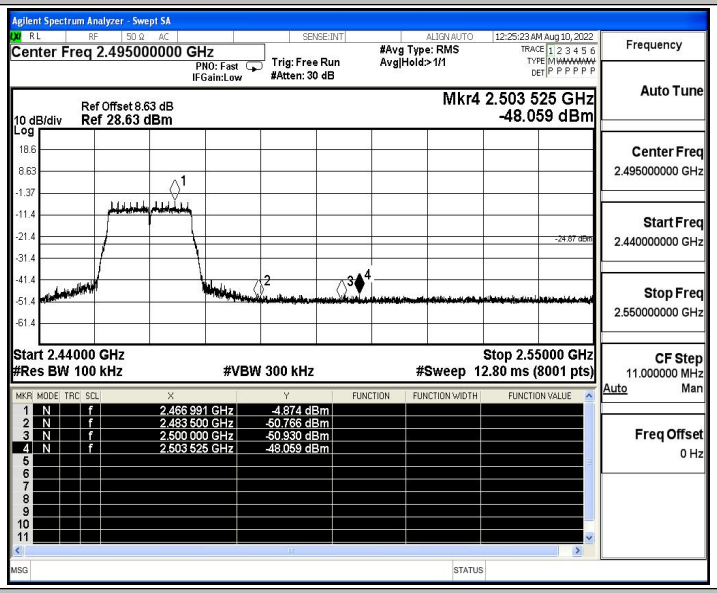

11N20SISO_Ant1_Low_2412

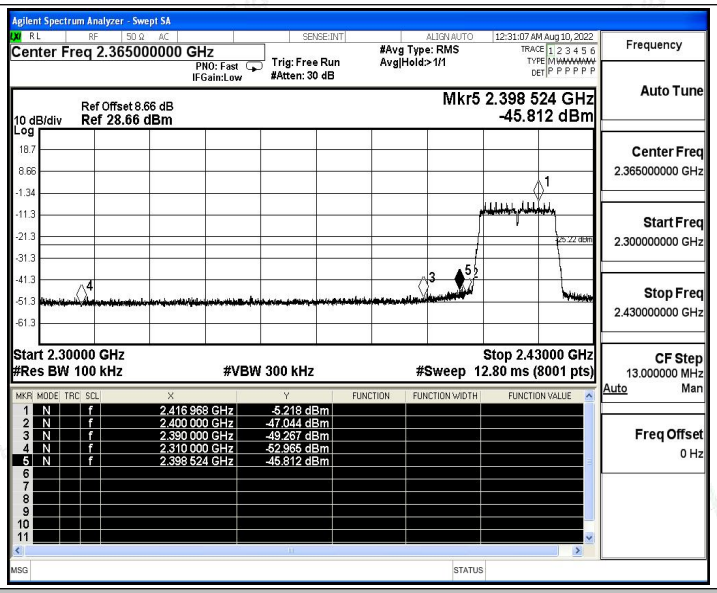

11N20SISO_Ant1_High_2462

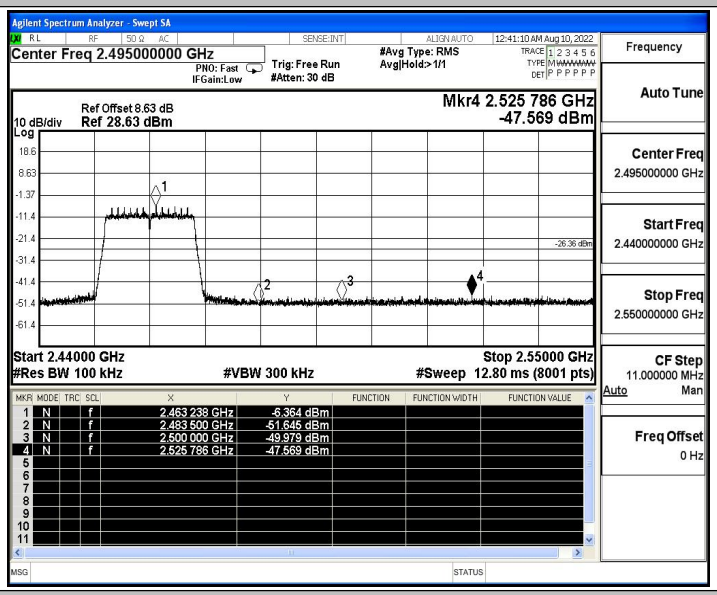

11N40SISO_Ant1_Low_2422