FCC Radio Test Report

FCC ID	:	**2AYMUAP211N12**
Equipment	:	**ASTROS Pod**
Brand Name	:	**ASTROS**
Model Name	:	**AP2-11, AP2-12**
Applicant	:	**Astrogate Inc. 11F-6, No. 120, Qiaohe Rd., Zhonghe Dist., New Taipei City 235, Taiwan**
Manufacturer	:	**Astrogate Inc. 11F-6, No. 120, Qiaohe Rd., Zhonghe Dist., New Taipei City 235, Taiwan**
Standard	:	**47 CFR FCC Part 15.247**

The product was received on May 04, 2022, and testing was started from May 25, 2022 and completed on Jun. 10, 2022. We, SPORTON INTERNATIONAL INC. Hsinhua Laboratory, would like to declare that the tested sample has been evaluated in accordance with the procedures given in ANSI C63.10-2013 and shown compliance with the applicable technical standards.

The test results in this report apply exclusively to the tested model / sample. Without written approval of SPORTON INTERNATIONAL INC. Hsinhua Laboratory, the test report shall not be reproduced except in full.

Approved by: Jackson Tsai

SPORTON INTERNATIONAL INC. Hsinhua Laboratory

No.52, Huaya 1st Rd., Guishan Dist., Taoyuan City 333411, Taiwan (R.O.C.)

Table of Contents

HISTORY OF THIS TEST REPORT **3**

SUMMARY OF TEST RESULT **4**

1 GENERAL DESCRIPTION **5**

1.1 Information 5
1.2 Testing Applied Standards 7
1.3 Testing Location Information 7
1.4 Measurement Uncertainty 7

2 TEST CONFIGURATION OF EUT **8**

2.1 Test Channel Mode 8
2.2 The Worst Case Measurement Configuration 9
2.3 Support Equipment 10
2.4 Test Setup Diagram 11

3 TRANSMITTER TEST RESULT **12**

3.1 AC Power-line Conducted Emissions 12
3.2 DTS Bandwidth 14
3.3 Maximum Conducted Output Power 15
3.4 Power Spectral Density 17
3.5 Emissions in Non-restricted Frequency Bands 18
3.6 Emissions in Restricted Frequency Bands 19

4 TEST EQUIPMENT AND CALIBRATION DATA **23**

APPENDIX A. TEST RESULTS OF AC POWER-LINE CONDUCTED EMISSIONS

APPENDIX B. TEST RESULTS OF DTS BANDWIDTH

APPENDIX C. TEST RESULTS OF MAXIMUM CONDUCTED OUTPUT POWER

APPENDIX D. TEST RESULTS OF POWER SPECTRAL DENSITY

APPENDIX E. TEST RESULTS OF EMISSIONS IN NON-RESTRICTED FREQUENCY BANDS

APPENDIX F. TEST RESULTS OF EMISSIONS IN RESTRICTED FREQUENCY BANDS

APPENDIX G. TEST PHOTOS

PHOTOGRAPHS OF EUT V01

History of this test report

Report No.	Version	Description	Issued Date
FR232901AC	01	Initial issue of report	Jul. 13, 2022
FR232901AC	02	Maximum Conducted Output Power was updated This report is the latest version replacing for the report issued on Jul. 13, 2022	Jul. 20, 2022

Summary of Test Result

Report Clause	Ref. Std. Clause	Test Items	Result (PASS/FAIL)	Remark
1.1.2	15.203	Antenna Requirement	PASS	-
3.1	15.207	AC Power-line Conducted Emissions	PASS	-
3.2	15.247(a)	DTS Bandwidth	PASS	-
3.3	15.247(b)	Maximum Conducted Output Power	PASS	-
3.4	15.247(e)	Power Spectral Density	PASS	-
3.5	15.247(d)	Emissions in Non-restricted Frequency Bands	PASS	-
3.6	15.247(d)	Emissions in Restricted Frequency Bands	PASS	-

Declaration of Conformity:
The test results with all measurement uncertainty excluded are presented in accordance with the regulation limits or requirements declared by manufacturers.
Comments and explanations:
None

Reviewed by: Ben Tseng

Report Producer: Jenny Yang

1 General Description

1.1 Information

1.1.1 RF General Information

Frequency Range (MHz)	IEEE Std. 802.11	Ch. Frequency (MHz)	Channel Number
2400-2483.5	b, g, n (HT20)	2412-2462	1-11 [11]

Band	Mode	BWch (MHz)	Nant
2.4-2.4835GHz	802.11b	20	1TX
2.4-2.4835GHz	802.11g	20	1TX
2.4-2.4835GHz	802.11n HT20	20	1TX

Note:
- 11b mode uses a combination of DSSS-DBPSK, DQPSK, CCK modulation.
- 11g, HT20 use a combination of OFDM-BPSK, QPSK, 16QAM, 64QAM modulation.
- BWch is the nominal channel bandwidth.

1.1.2 Antenna Information

Ant.	Brand	Model Name	Antenna Type	Connector
1	Pulse	W3078	Chip	N/A

Ant.	Port	Gain (dBi)	
		2.4G	5G
1	1	0.1	3.5

Note 1: The EUT has one antenna.

For 2.4GHz function:

For IEEE 802.11 b/g/n mode (1TX/1RX)

Ant. 1 (port 1) can be used as transmitting/receiving.

For 5GHz function:

For IEEE 802.11 a/n/ac mode (1TX/1RX)

Ant. 1 (port 1) can be used as transmitting/receiving.

1.1.3 EUT Information

Operational Condition				
EUT Power Type	From Host system			
EUT Function	☐	Point-to-multipoint	☒	Point-to-point
Beamforming Function	☐	With beamforming	☒	Without beamforming

Type of EUT		
☒	Stand-alone	
☐	Combined (EUT where the radio part is fully integrated within another device)	
	Combined Equipment - Brand Name / Model No.:	…
☐	Plug-in radio (EUT intended for a variety of host systems)	
	Host System - Brand Name / Model No.:	…
☐	Other:	

1.1.4 Mode Test Duty Cycle

Mode	DC	DCF(dB)	T(s)	VBW(Hz) ≥ 1/T
802.11b_Nss1,(1Mbps)_1TX	0.991	0.04	n/a (DC>=0.98)	n/a (DC>=0.98)
802.11g_Nss1,(1Mbps)_1TX	0.929	0.32	1.398m	1k
802.11n HT20_Nss1,(1Mbps)_1TX	0.929	0.32	1.31m	1k

Note. If DC < 0.98, the DCF was added while measuring Output power and PSD.

1.1.5 Table for Multiple Listing

Model Name	Color	Description
AP2-11, AP2-12	Silver	Model AP2-11 and AP2-12 are identical in hardware and mechanical design point of view, with different names and ways to project as below: The user needs to press the Share Button to project when using AP2-12. The user doesn't need to press Share Button when using AP2-11, the system will automatically project when it is ready.
	Black	

1.2 Testing Applied Standards

According to the specifications of the manufacturer, the EUT must comply with the requirements of the following standards:

- 47 CFR FCC Part 15
- ANSI C63.10-2013

The following reference test guidance is not within the scope of accreditation of TAF:

- KDB 558074 D01 v05r02
- KDB 414788 D01 v01r01

1.3 Testing Location Information

Test Lab.：Sporton International Inc. Hsinhua Laboratory				
☒ Hsinhua (**TAF:** 3785)	**ADD:** No.52, Huaya 1st Rd., Guishan Dist., Taoyuan City 333411, Taiwan (R.O.C.)			
	TEL: 886-3-327-3456		**FAX:** 886-3-327-0973	
Test site Designation No. TW3785 with FCC.				
Test Condition	**Test Site No.**	**Test Engineer**	**Test Environment**	**Test Date**
AC Conduction	CO04-HY	Jack Tang	22.6~23.4°C / 58~62%	01/Jun/2022
RF Conducted	TH01-HY	Johnny Yu	22.1~26.5°C / 50~60%	30/May/2022~10/Jun/2022
Radiated	03CH02-HY	Jack Tang	21.2~21.9°C / 53~58%	25/May/2022~01/Jun/2022
☐ Wen 33rd.St. (**TAF:** 3785)	**ADD:** No.14-1, Ln. 19, Wen 33rd St., Guishan Dist., Taoyuan City 333010, Taiwan (R.O.C.)			
	TEL: 886-3-318-0787		**FAX:** 886-3-318-0287	
Test site Designation No. TW0008 with FCC.				

1.4 Measurement Uncertainty

ISO/IEC 17025 requires that an estimate of the measurement uncertainties associated with the emissions test results be included in the report. The measurement uncertainties given below are based on a 95% confidence level (based on a coverage factor (k=2)

Test Items	**Uncertainty**	**Remark**
Conducted Emission (150kHz ~ 30MHz)	0.9 dB	Confidence levels of 95%
Radiated Emission (9kHz ~ 30MHz)	2.4 dB	Confidence levels of 95%
Radiated Emission (30MHz ~ 1,000MHz)	3.7 dB	Confidence levels of 95%
Radiated Emission (1GHz ~ 18GHz)	3.6 dB	Confidence levels of 95%
Radiated Emission (18GHz ~ 40GHz)	3.5 dB	Confidence levels of 95%
Conducted Emission	1.0 dB	Confidence levels of 95%
Temperature	0.41 °C	Confidence levels of 95%
Humidity	3.4 %	Confidence levels of 95%

2 Test Configuration of EUT

2.1 Test Channel Mode

Test Software Version	Dos 6.1

Mode	Power Setting
802.11b_Nss1,(1Mbps)_1TX	-
2412MHz	67
2417MHz	67
2437MHz	65
2457MHz	65
2462MHz	65
802.11g_Nss1,(6Mbps)_1TX	-
2412MHz	56
2417MHz	59
2437MHz	76
2457MHz	55
2462MHz	52
802.11n HT20_Nss1,(MCS0)_1TX	-
2412MHz	59
2417MHz	60
2437MHz	76
2457MHz	61
2462MHz	55

2.2 The Worst Case Measurement Configuration

The Worst Case Mode for Following Conformance Tests	
Tests Item	AC power-line conducted emissions
Condition	AC power-line conducted measurement for line and neutral Test Voltage: 120Vac / 60Hz
Operating Mode	CTX
1	USB Mode

The Worst Case Mode for Following Conformance Tests	
Tests Item	DTS Bandwidth Maximum Conducted Output Power Power Spectral Density Emissions in Non-restricted Frequency Bands
Test Condition	Conducted measurement at transmit chains

The Worst Case Mode for Following Conformance Tests			
Tests Item	Emissions in Restricted Frequency Bands		
Test Condition	Radiated measurement If EUT consist of multiple antenna assembly (multiple antenna are used in EUT regardless of spatial multiplexing MIMO configuration), the radiated test should be performed with highest antenna gain of each antenna type.		
Operating Mode < 1GHz	CTX		
1	USB Mode		
Operating Mode > 1GHz	CTX		
Orthogonal Planes of EUT	**X Plane**	**Y Plane**	**Z Plane**
Worst Planes of EUT	V		

2.3 Support Equipment

Support Equipment – AC Conduction					
No.	**Equipment**	**Brand Name**	**Model Name**	**FCC ID**	**Remark**
1	Notebook	HP	HSTNN-142C	-	-
2	AC Adapter (for NB)	HP	HSTNN-CA40	-	-

Support Equipment – Conducted					
No.	**Equipment**	**Brand Name**	**Model Name**	**FCC ID**	**Remark**
1	Notebook	HP	HSTNN-I42C	-	-
2	Adapter for NB	DELL	HSTNN-DA40	-	-

Support Equipment – Radiated					
No.	**Equipment**	**Brand Name**	**Model Name**	**FCC ID**	**Remark**
1	Notebook	HP	HSTNN-142C	-	-
2	AC Adapter (for NB)	HP	HSTNN-CA40	-	-

2.4 Test Setup Diagram

Test Setup Diagram – AC Line Conducted Emission Test

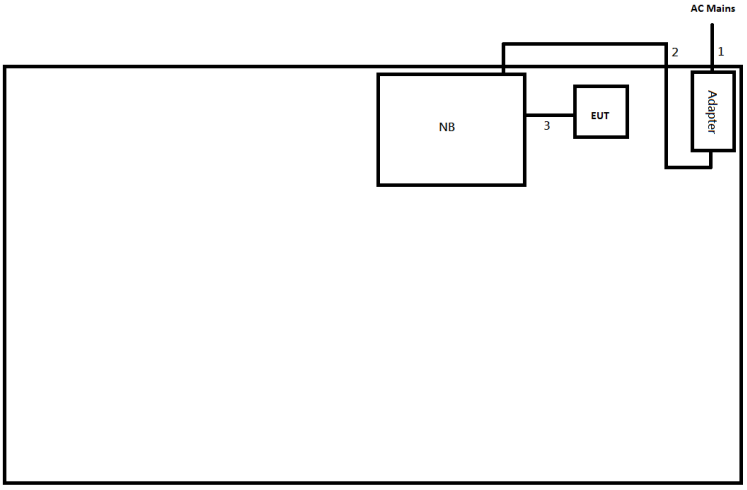

Item	Connection	Shielded	Length(m)	Remark
1	AC Power cable	No	1.8	-
2	DC Power cable	No	1.8	-
3	USB cable	No	0.1	-

Test Setup Diagram - Radiated Test

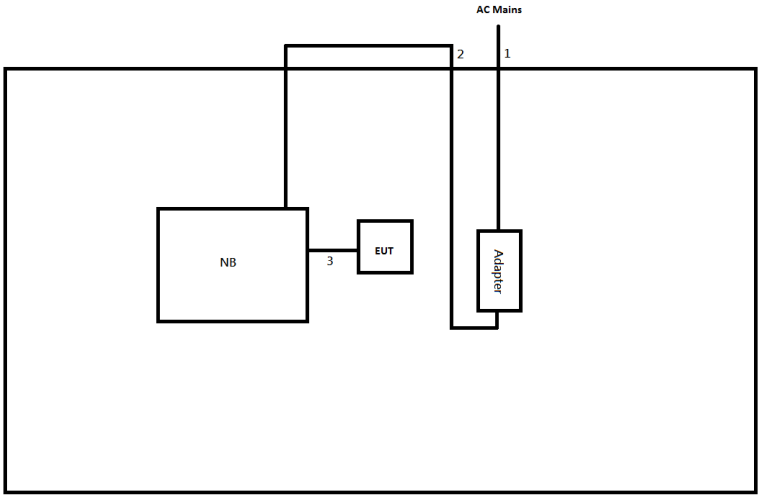

Item	Connection	Shielded	Length(m)	Remark
1	AC Power cable	No	1.8	-
2	DC Power cable	No	1.8	-
3	USB cable	No	0.1	-

3 Transmitter Test Result

3.1 AC Power-line Conducted Emissions

3.1.1 AC Power-line Conducted Emissions Limit

AC Power-line Conducted Emissions Limit		
Frequency Emission (MHz)	**Quasi-Peak**	**Average**
0.15-0.5	66 - 56 *	56 - 46 *
0.5-5	56	46
5-30	60	50
Note 1: * Decreases with the logarithm of the frequency.		

3.1.2 Measuring Instruments

Refer a test equipment and calibration data table in this test report.

3.1.3 Test Procedures

Test Method
☒ Refer as ANSI C63.10-2013, clause 6.2 for AC power-line conducted emissions.

3.1.4 Measurement Results Calculation

The measured Level is calculated using:
Corrected Reading: Raw(Read Level) +LISN(LISN Factor) + CL(Cable Loss) + AT(Attenuator).

3.1.5 Test Setup

AC Power-line Conducted Emissions

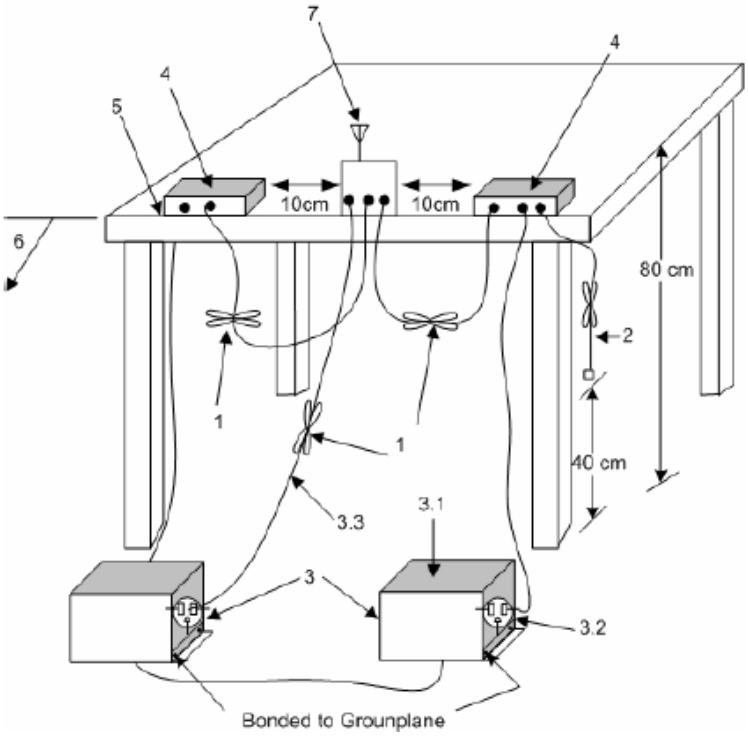

1—Interconnecting cables that hang closer than 40 cm to the ground plane shall be folded back and forth in the center forming a bundle 30 cm to 40 cm long.
2—The I/O cables that are not connected to an accessory shall be bundled in the center. The end of the cable may be terminated, if required, using the correct terminating impedance. The overall length shall not exceed 1 m.
3—EUT connected to one LISN. Unused LISN measuring port connectors shall be terminated in 50Ω loads. LISN may be placed on top of, or immediately beneath, reference ground plane.
3.1—All other equipment powered from additional LISN(s).
3.2—A multiple-outlet strip may be used for multiple power cords of non-EUT equipment.
3.3—LISN at least 80 cm from nearest part of EUT chassis.
4—Non-EUT components of EUT system being tested.
5—Rear of EUT, including peripherals, shall all be aligned and flush with edge of tabletop.
6—Edge of tabletop shall be 40 cm removed from a vertical conducting plane that is bonded to the ground plane.
7—Antenna can be integral or detachable. If detachable, then the antenna shall be attached for this test.

3.1.6 Test Result of AC Power-line Conducted Emissions

Refer as Appendix A

3.2 DTS Bandwidth

3.2.1 6dB Bandwidth Limit

6dB Bandwidth Limit
Systems using digital modulation techniques:
▪ 6 dB bandwidth ≥ 500 kHz.

3.2.2 Measuring Instruments

Refer a test equipment and calibration data table in this test report.

3.2.3 Test Procedures

Test Method	
▪ For the emission bandwidth shall be measured using one of the options below:	
	☒ Refer as KDB 558074. clause 8.2 (11.8 of ANSI C63.10) DTS bandwidth measurement.
	☐ Refer as RSS-Gen, clause 6.7 for occupied bandwidth testing.
	☐ Refer as ANSI C63.10, clause 6.9.3 for occupied bandwidth testing.

3.2.4 Test Setup

Emission Bandwidth


3.2.5 Test Result of Emission Bandwidth

Refer as Appendix B

3.3 Maximum Conducted Output Power

3.3.1 Maximum Conducted Output Power Limit

Maximum Conducted Output Power Limit		
	▪ If $G_{TX} \leq 6$ dBi, then $P_{Out} \leq 30$ dBm (1 W)	
	▪ Point-to-multipoint systems (P2M): If $G_{TX} > 6$ dBi, then $P_{Out} = 30 – (G_{TX} – 6)$ dBm	
	▪ Point-to-point systems (P2P): If $G_{TX} > 6$ dBi, then $P_{Out} = 30 – (G_{TX} – 6)/3$ dBm	
	▪ Smart antenna system (SAS):	
		- Single beam: If $G_{TX} > 6$ dBi, then $P_{Out} = 30 – (G_{TX} – 6)/3$ dBm
		- Overlap beam: If $G_{TX} > 6$ dBi, then $P_{Out} = 30 – (G_{TX} – 6)/3$ dBm
		- Aggregate power on all beams: If $G_{TX} > 6$ dBi, then $P_{Out} = 30 – (G_{TX} – 6)/3 + 8$dB dBm
e.i.r.p. Power Limit:		
▪ 2400-2483.5 MHz Band		
	▪ Point-to-multipoint systems (P2M): $P_{eirp} \leq 36$ dBm (4 W)	
	▪ Point-to-point systems (P2P): $P_{eirp} \leq MAX(36, [P_{Out} + G_{TX}])$ dBm	
	▪ Smart antenna system (SAS)	
		- Single beam: $P_{eirp} \leq MAX(36, P_{Out} + G_{TX})$ dBm
		- Overlap beam: $P_{eirp} \leq MAX(36, P_{Out} + G_{TX})$ dBm
		- Aggregate power on all beams: $P_{eirp} \leq MAX(36, [P_{Out} + G_{TX} + 8])$ dBm
P_{Out} = maximum peak conducted output power or maximum conducted output power in dBm, **G_{TX}** = the maximum transmitting antenna directional gain in dBi.		

3.3.2 Measuring Instruments

Refer a test equipment and calibration data table in this test report.

3.3.3 Test Procedures

Test Method	
▪ Maximum Peak Conducted Output Power	
	☐ Refer as KDB 558074, clause 8.3.1.1 (11.9.1.1 of ANSI C63.10) RBW ≥ EBW method.
	☐ Refer as KDB 558074, clause 8.3.1.2 (11.9.1.2 of ANSI C63.10) integrated band power method.
	☐ Refer as KDB 558074, clause 8.3.1.3 (11.9.1.3 of ANSI C63.10) peak power meter.
▪ Maximum Average Conducted Output Power	
	☐ Refer as KDB 558074, clause 8.3.2.2 (11.9.2.2 of ANSI C63.10) using a spectrum analyzer.
	☒ Refer as KDB 558074, clause 8.3.2.3 (11.9.2.3 of ANSI C63.10) using a power meter.
▪ For conducted measurement.	
	▪ If the EUT supports multiple transmit chains using options given below: Refer as KDB 662911, In-band power measurements. Using the measure-and-sum approach, measured all transmit ports individually. Sum the power (in linear power units e.g., mW) of all ports for each individual sample and save them.
	▪ If multiple transmit chains, EIRP calculation could be following as methods: $P_{total} = P_1 + P_2 + \ldots + P_n$ (calculated in linear unit [mW] and transfer to log unit [dBm]) $EIRP_{total} = P_{total} + DG$

3.3.4 Test Setup

Maximum Conducted Output Power (Power Meter)

3.3.5 Test Result of Maximum Conducted Output Power

Refer as Appendix C

3.4 Power Spectral Density

3.4.1 Power Spectral Density Limit

Power Spectral Density Limit
▪ Power Spectral Density (PSD) ≤ 8 dBm/3kHz

3.4.2 Measuring Instruments

Refer a test equipment and calibration data table in this test report.

3.4.3 Test Procedures

Test Method		
▪ Peak power spectral density procedures that the same method as used to determine the conducted output power. If maximum peak conducted output power was measured to demonstrate compliance to the output power limit, then the peak PSD procedure below (Method PKPSD) shall be used. If maximum conducted output power was measured to demonstrate compliance to the output power limit, then one of the average PSD procedures shall be used, as applicable based on the following criteria (the peak PSD procedure is also an acceptable option).		
	☒ Refer as KDB 558074, clause 8.4 (11.10 of ANSI C63.10) Max. PSD.	
▪ For conducted measurement.		
	▪ If The EUT supports multiple transmit chains using options given below:	
		▪ Measure and sum the spectra across the outputs. Refer as KDB 662911, In-band power spectral density (PSD). Sample all transmit ports simultaneously using a spectrum analyzer for each transmit port. Where the trace bin-by-bin of each transmit port summing can be performed. (i.e., in the first spectral bin of output 1 is summed with that in the first spectral bin of output 2 and that from the first spectral bin of output 3, and so on up to the NTX output to obtain the value for the first frequency bin of the summed spectrum.). Add up the amplitude (power) values for the different transmit chains and use this as the new data trace.

3.4.4 Test Setup

Power Spectral Density


3.4.5 Test Result of Power Spectral Density

Refer as Appendix D

3.5 Emissions in Non-restricted Frequency Bands

3.5.1 Emissions in Non-restricted Frequency Bands Limit

Un-restricted Band Emissions Limit	
RF output power procedure	**Limit (dB)**
Peak output power procedure	20
Average output power procedure	30

Note 1: If the peak output power procedure is used to measure the fundamental emission power to demonstrate compliance to requirements, then the peak conducted output power measured within any 100 kHz outside the authorized frequency band shall be attenuated by at least 20 dB relative to the maximum measured in-band peak level.

Note 2: If the average output power procedure is used to measure the fundamental emission power to demonstrate compliance to requirements, then the power in any 100 kHz outside of the authorized frequency band shall be attenuated by at least 30 dB relative to the maximum measured in-band average level.

3.5.2 Measuring Instruments

Refer a test equipment and calibration data table in this test report.

3.5.3 Test Procedures

Test Method
▪ Refer as KDB 558074, clause 8.5 (11.11 of ANSI C63.10) for non-restricted frequency bands.

3.5.4 Test Setup

Emissions in Non-restricted Frequency Bands

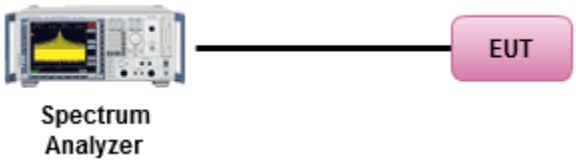

3.5.5 Test Result of Emissions in Non-restricted Frequency Bands

Refer as Appendix E

3.6 Emissions in Restricted Frequency Bands

3.6.1 Emissions in Restricted Frequency Bands Limit

Restricted Band Emissions Limit			
Frequency Range (MHz)	**Field Strength (uV/m)**	**Field Strength (dBuV/m)**	**Measure Distance (m)**
0.009~0.490	2400/F(kHz)	48.5 - 13.8	300
0.490~1.705	24000/F(kHz)	33.8 - 23	30
1.705~30.0	30	29	30
30~88	100	40	3
88~216	150	43.5	3
216~960	200	46	3
Above 960	500	54	3

Note 1: Test distance for frequencies at or above 30 MHz, measurements may be performed at a distance other than the limit distance provided they are not performed in the near field and the emissions to be measured can be detected by the measurement equipment. When performing measurements at a distance other than that specified, the results shall be extrapolated to the specified distance using an extrapolation factor of 20 dB/decade (inverse of linear distance for field-strength measurements, inverse of linear distance-squared for power-density measurements).

Note 2: Test distance for frequencies at below 30 MHz, measurements may be performed at a distance closer than the EUT limit distance; however, an attempt should be made to avoid making measurements in the near field. When performing measurements below 30 MHz at a closer distance than the limit distance, the results shall be extrapolated to the specified distance by either making measurements at a minimum of two or more distances on at least one radial to determine the proper extrapolation factor or by using the square of an inverse linear distance extrapolation factor (40 dB/decade). The test report shall specify the extrapolation method used to determine compliance of the EUT.

Note 3: Using the distance of 1m during the test for above 18 GHz, and the test value to correct for the distance factor at 3m.

3.6.2 Measuring Instruments

Refer a test equipment and calibration data table in this test report.

3.6.3 Test Procedures

Test Method	
▪ The average emission levels shall be measured in [duty cycle ≥ 98 or duty factor].	
▪ Refer as ANSI C63.10, clause 6.10.3 band-edge testing shall be performed at the lowest frequency channel and highest frequency channel within the allowed operating band.	
▪ For the transmitter unwanted emissions shall be measured using following options below:	
	▪ Refer as KDB 558074, clause 8.6 (11.12 of ANSI C63.10) for restricted frequency bands.
▪ For the transmitter band-edge emissions shall be measured using following options below:	
	▪ Refer as KDB 558074 clause 8.7.1, When the performing peak or average radiated measurements, emissions within 2 MHz of the authorized band edge may be measured using the marker-delta method described below.
	▪ Refer as KDB 558074, clause 8.7.2 (6.10.6 of ANSI C63.10) for marker-delta method for band-edge measurements.
	▪ Refer as KDB 558074, clause 8.7.3 for narrower resolution bandwidth (100kHz) using the band power and summing the spectral levels.
▪ Use the following spectrum analyzer settings:	
	▪ Set RBW=100 kHz for f < 1 GHz; VBW=3 * RBW; Sweep = auto; Detector function = peak; Trace = max hold.
	▪ Set RBW = 1 MHz, VBW= 3MHz for f ≥ 1 GHz for peak measurement. For average measurement, refer as 1.1.4.
▪ KDB 414788 Open-Field Test Sites and Chamber Correlation Justification.	
	▪ Based on FCC 15.31(f)(2): measurements may be performed at a distance closer than that specified in regulations; however, an attempt should be made to avoid making measurements in the near field.
	▪ Open-field site and chamber correlation testing had been performed and chamber measured test result is the worst case test result.

3.6.4 Measurement Results Calculation

The measured Level is calculated using:
Corrected Reading: Raw(Read Level) + AF(Antenna Factor) + CL(Cable Loss) - PA(Preamp Factor)

3.6.5 Test Setup

Emissions in Restricted Frequency Bands

9kHz ~30MHz

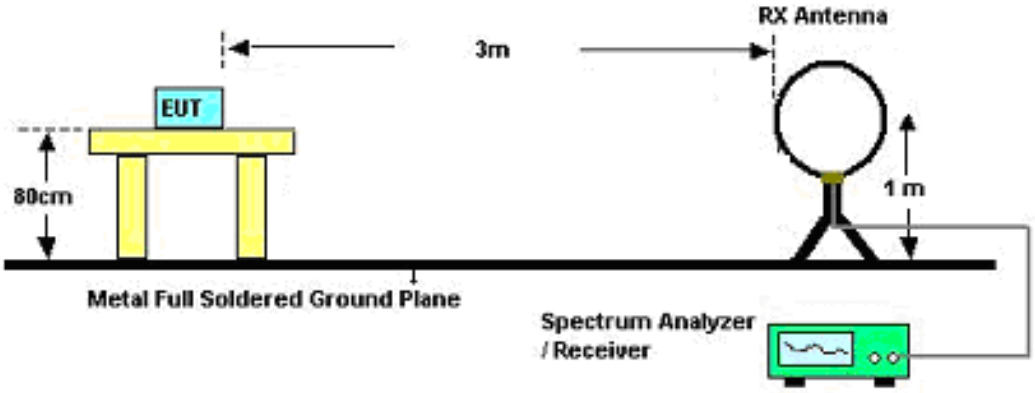

30MHz~1GHz

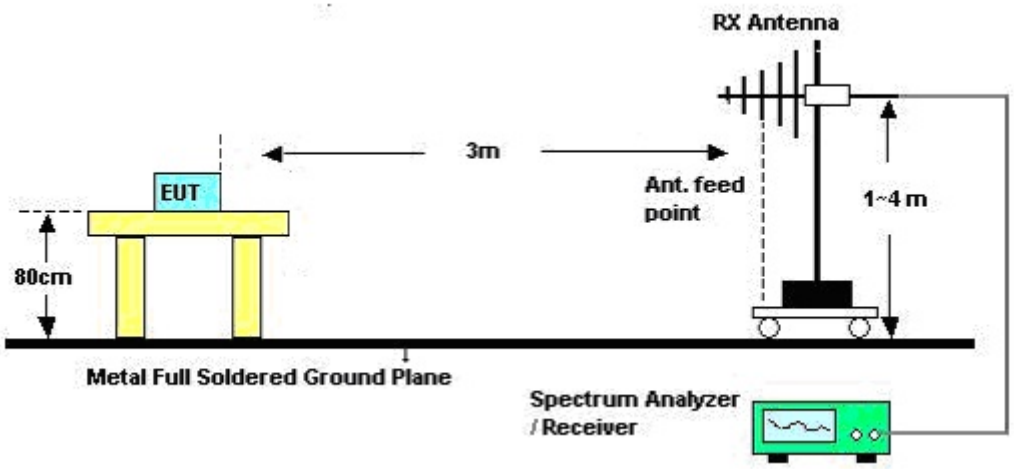

Above 1GHz

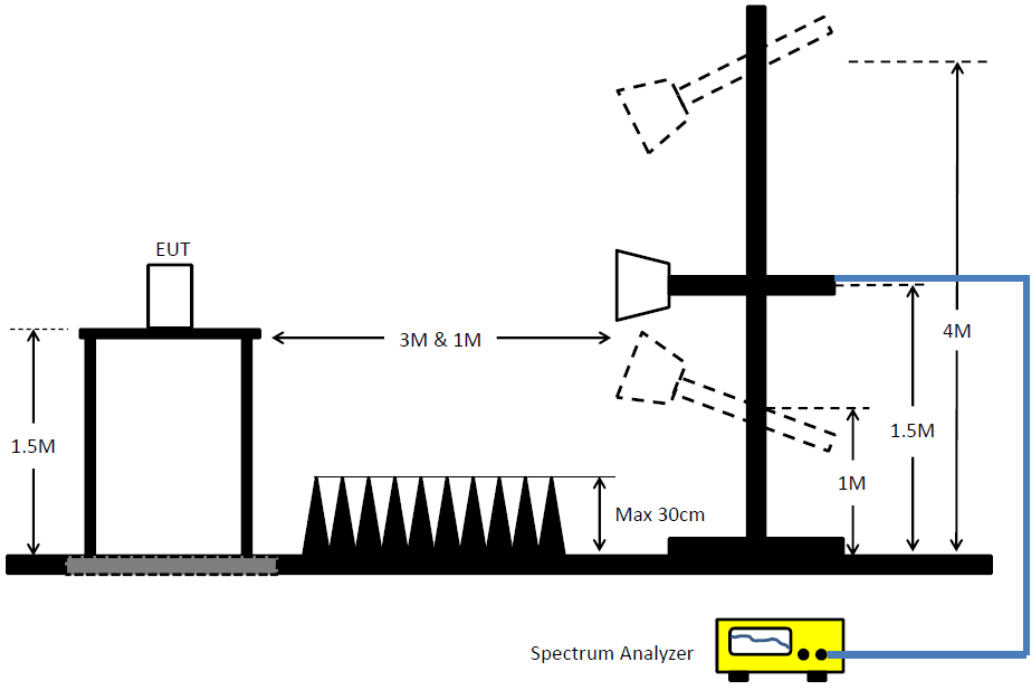

3.6.6 Test Result of Emissions in Restricted Frequency Bands (Below 30MHz)

The amplitude of spurious emissions which are attenuated by more than 20dB below the permissible value has no need to be reported.

3.6.7 Test Result of Emissions in Restricted Frequency Bands

Refer as Appendix F

4 Test Equipment and Calibration Data

Instrument for AC Conduction

Instrument	Manufacturer /Brand	Model No.	Serial No.	Spec.	Calibration Date	Calibration Due Date
EMI Test Receiver	R&S	ESR	102051	9kHz ~ 3.6GHz	13/May/2022	12/May/2023
Two-Line V-Network	R&S	ENV 216	100003	9kHz ~ 30MHz	18/Feb/2022	17/Feb/2023
RF Cable 5m	TITAN	TITAN	CO04-cable-01	9 kHz~200MHz	01/Mar/2022	28/Feb/2023
Impuls Begrenzer Pulse Limiter	SCHWARZBECK	VTSD 9561-F	9561-F041	9kHz ~ 30MHz	26/Oct/2021	25/Oct/2022
Software	Sporton	SENSE-EMI	V5.10.14	-	NCR	NCR

NCR: No Calibration Required

Instrument for Conducted Test

Instrument	Manufacturer /Brand	Model No.	Serial No.	Spec.	Calibration Date	Calibration Due Date
Signal Analyzer	R&S	FSV 40	101013	10Hz~40GHz	01/Apr/2022	31/Mar/2023
SMB100A Signal Generator	R&S	SMB100A	181147	100kHz~40GHz	21/Oct/2021	20/Oct/2022
Pulse Sensor	Anritsu	MA2411B	0917017	300MHz~40GHz	21/Feb/2022	20/Feb/2023
Power Meter	Anritsu	ML2495A	0949003	300MHz~40GHz	21/Feb/2022	20/Feb/2023
SENSE-15247_DTS	Sporton	V5.10.7.17	N/A	N/A	N/A	N/A

Instrument for Radiated Test

Instrument	Manufacturer /Brand	Model No.	Serial No.	Spec.	Calibration Date	Calibration Due Date
3m Semi Anechoic Chamber	SIDT FRANKONIA	SAC-3M	03CH02-HY	30MHz~1GHz 3m	02/Aug/2021	01/Aug/2022
3m Semi Anechoic Chamber	SIDT FRANKONIA	SAC-3M	03CH02-HY	1GHz~18GHz 3m	01/Aug/2021	31/Jul/2022
Signal Analyzer	R&S	FSP40	100593	9kHz~40GHz	08/Apr/2022	07/Apr/2023
Amplifier	Agilent	8447D	2944A11149	100kHz~1.3GHz	29/Jun/2021	28/Jun/2022
Microwave Preamplifier	Agilent	8449B	3008A02373	1GHz~26.5GHz	03/Nov/2021	02/Nov/2022
Double Ridged Guide Horn Antenna	SCHWARZBECK	BBHA 9120 D	02268	1GHz ~18GHz	14/Sep/2021	13/Sep/2022
Bilog Antenna & 5dB Attenuator	SCHAFFNER / MTJ	CBL 6112B / MTJ6102-05	2723 / 2	30MHz~1GHz	04/Sep/2021	03/Sep/2022
RF Cable	MVE	400LL	MVE-1-0802	9kHz~30MHz	04/May/2022	03/May/2023
RF Cable	MVE	400LL	MVE-1-0802	30MHz~1GHz	04/May/2022	03/May/2023
RF Cable-R03m	HUBER+ SUHNER	SUCOFLEX104	805193/4+805192 /4	1GHz~40GHz	01/Apr/2022	31/Mar/2023
Broadband Horn Antenna	SCHWARZBECK	BBHA 9170	BBHA 9170221	15GHz~40GHz	18/Mar/2022	17/Mar/2023
Microwave Premplifier	EMC INSTRUMENTS	EM18G40G	060604	18GHz~40GHz	08/Mar/2022	07/Mar/2023
Loop Antenna	TESEQ	HLA 6120	31244	9kHz~30MHz	18/Mar/2022	17/Mar/2023
EMI Test Receiver	R&S	ESR3	102052	9kHz~3.6GHz	13/May/2022	12/May/2023
SENSE-15247_DTS	Sporton	V5.10.7.15	N/A	N/A	N/A	N/A

Summary

Mode	Result	Type	Freq (Hz)	Level (dBuV)	Limit (dBuV)	Margin (dB)	Condition
Mode 1	Pass	QP	215.704k	45.52	62.98	-17.46	Neutral

Mode Configure

Mode	Result	Type	Freq (Hz)	Level (dBuV)	Limit (dBuV)	Margin (dB)	Condition	Comments
Mode 1	Pass	QP	151.202k	47.02	65.92	-18.90	Line	-
Mode 1	Pass	AV	151.202k	24.71	55.92	-31.21	Line	-
Mode 1	Pass	QP	236.447k	42.93	62.21	-19.28	Line	-
Mode 1	Pass	AV	236.447k	28.07	52.21	-24.14	Line	-
Mode 1	Pass	QP	458.702k	34.54	56.71	-22.17	Line	-
Mode 1	Pass	AV	458.702k	26.46	46.71	-20.25	Line	-
Mode 1	Pass	QP	3.642M	33.79	56.00	-22.21	Line	-
Mode 1	Pass	AV	3.642M	24.25	46.00	-21.75	Line	-
Mode 1	Pass	QP	7.776M	32.55	60.00	-27.45	Line	-
Mode 1	Pass	AV	7.776M	27.18	50.00	-22.82	Line	-
Mode 1	Pass	QP	17.485M	27.74	60.00	-32.26	Line	-
Mode 1	Pass	AV	17.485M	23.43	50.00	-26.57	Line	-
Mode 1	Pass	QP	152.414k	46.86	65.87	-19.01	Neutral	-
Mode 1	Pass	AV	152.414k	24.35	55.87	-31.52	Neutral	-
Mode 1	Pass	QP	215.704k	45.52	62.98	-17.46	Neutral	-
Mode 1	Pass	AV	215.704k	29.93	52.98	-23.05	Neutral	-
Mode 1	Pass	QP	502.813k	33.72	56.00	-22.28	Neutral	-
Mode 1	Pass	AV	502.813k	24.03	46.00	-21.97	Neutral	-
Mode 1	Pass	QP	3.745M	28.92	56.00	-27.08	Neutral	-
Mode 1	Pass	AV	3.745M	22.04	46.00	-23.96	Neutral	-
Mode 1	Pass	QP	7.294M	33.97	60.00	-26.03	Neutral	-
Mode 1	Pass	AV	7.294M	29.03	50.00	-20.97	Neutral	-
Mode 1	Pass	QP	18.639M	26.61	60.00	-33.39	Neutral	-
Mode 1	Pass	AV	18.639M	22.27	50.00	-27.73	Neutral	-

Conducted Emissions at Powerline_Mode 1

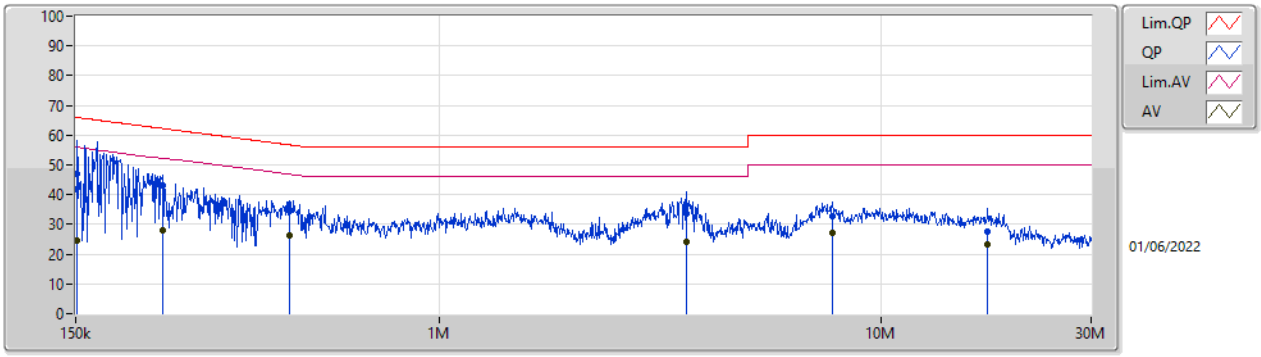

Type	Freq	Level	Limit	Margin	Factor	Condition	Comment	Raw	LISN	CL	AT
	(Hz)	(dBuV)	(dBuV)	(dB)	(dB)			(dBuV)	(dB)	(dB)	(dB)
QP	151.202k	47.02	65.92	-18.90	19.63	Line	-	27.39	9.69	0.03	9.91
AV	151.202k	24.71	55.92	-31.21	19.63	Line	-	5.08	9.69	0.03	9.91
QP	236.447k	42.93	62.21	-19.28	19.63	Line	-	23.30	9.69	0.03	9.91
AV	236.447k	28.07	52.21	-24.14	19.63	Line	-	8.44	9.69	0.03	9.91
QP	458.702k	34.54	56.71	-22.17	19.63	Line	-	14.91	9.68	0.04	9.91
AV	458.702k	26.46	46.71	-20.25	19.63	Line	-	6.83	9.68	0.04	9.91
QP	3.642M	33.79	56.00	-22.21	19.75	Line	-	14.04	9.71	0.12	9.92
AV	3.642M	24.25	46.00	-21.75	19.75	Line	-	4.50	9.71	0.12	9.92
QP	7.776M	32.55	60.00	-27.45	19.88	Line	-	12.67	9.78	0.17	9.93
AV	7.776M	27.18	50.00	-22.82	19.88	Line	-	7.30	9.78	0.17	9.93
QP	17.485M	27.74	60.00	-32.26	19.98	Line	-	7.76	9.79	0.26	9.93
AV	17.485M	23.43	50.00	-26.57	19.98	Line	-	3.45	9.79	0.26	9.93

Conducted Emissions at Powerline_Mode 1

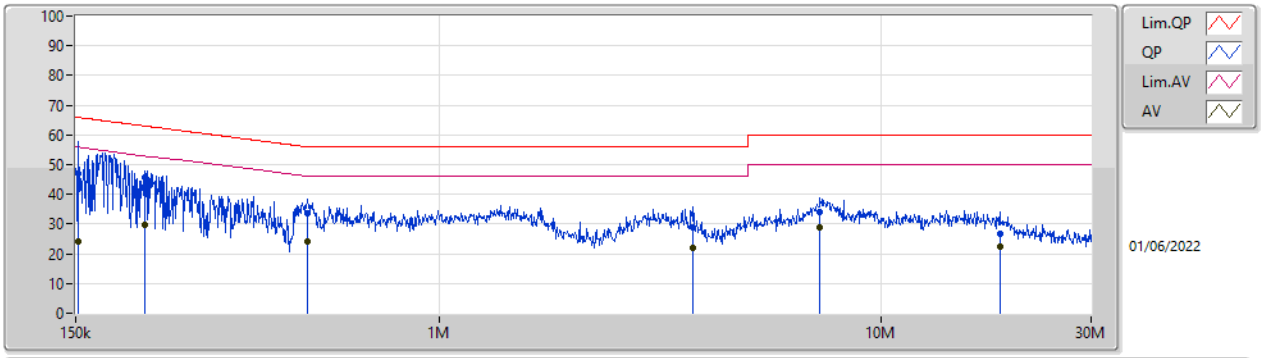

Type	Freq	Level	Limit	Margin	Factor	Condition	Comment	Raw	LISN	CL	AT
	(Hz)	(dBuV)	(dBuV)	(dB)	(dB)			(dBuV)	(dB)	(dB)	(dB)
QP	152.414k	46.86	65.87	-19.01	19.67	Neutral	-	27.19	9.73	0.03	9.91
AV	152.414k	24.35	55.87	-31.52	19.67	Neutral	-	4.68	9.73	0.03	9.91
QP	215.704k	45.52	62.98	-17.46	19.66	Neutral	-	25.86	9.72	0.03	9.91
AV	215.704k	29.93	52.98	-23.05	19.66	Neutral	-	10.27	9.72	0.03	9.91
QP	502.813k	33.72	56.00	-22.28	19.67	Neutral	-	14.05	9.72	0.04	9.91
AV	502.813k	24.03	46.00	-21.97	19.67	Neutral	-	4.36	9.72	0.04	9.91
QP	3.745M	28.92	56.00	-27.08	19.81	Neutral	-	9.11	9.76	0.13	9.92
AV	3.745M	22.04	46.00	-23.96	19.81	Neutral	-	2.23	9.76	0.13	9.92
QP	7.294M	33.97	60.00	-26.03	19.94	Neutral	-	14.03	9.85	0.16	9.93
AV	7.294M	29.03	50.00	-20.97	19.94	Neutral	-	9.09	9.85	0.16	9.93
QP	18.639M	26.61	60.00	-33.39	20.17	Neutral	-	6.44	9.98	0.26	9.93
AV	18.639M	22.27	50.00	-27.73	20.17	Neutral	-	2.10	9.98	0.26	9.93

Summary

Mode	Max-N dB (Hz)	Max-OBW (Hz)	ITU-Code	Min-N dB (Hz)	Min-OBW (Hz)
2.4-2.4835GHz	-	-	-	-	-
802.11b_Nss1,(1Mbps)_1TX	8.55M	12.919M	13M0G1D	7.05M	11.973M
802.11g_Nss1,(6Mbps)_1TX	15.4M	20.09M	20M1D1D	15.125M	16.372M
802.11n HT20_Nss1,(MCS0)_1TX	15.225M	20.315M	20M4D1D	15.1M	17.533M

Max-N dB = Maximum 6dB down bandwidth; Max-OBW = Maximum 99% occupied bandwidth;
Min-N dB = Minimum 6dB down bandwidth; Min-OBW = Minimum 99% occupied bandwidth

Result

Mode	Result	Limit (Hz)	Port 1-N dB (Hz)	Port 1-OBW (Hz)
802.11b_Nss1,(1Mbps)_1TX	-	-	-	-
2412MHz	Pass	500k	7.05M	11.973M
2437MHz	Pass	500k	7.075M	12.894M
2462MHz	Pass	500k	8.55M	12.919M
802.11g_Nss1,(6Mbps)_1TX	-	-	-	-
2412MHz	Pass	500k	15.4M	16.483M
2437MHz	Pass	500k	15.125M	20.09M
2462MHz	Pass	500k	15.125M	16.372M
802.11n HT20_Nss1,(MCS0)_1TX	-	-	-	-
2412MHz	Pass	500k	15.225M	17.611M
2437MHz	Pass	500k	15.15M	20.315M
2462MHz	Pass	500k	15.1M	17.533M

Port X-N dB = Port X 6dB down bandwidth;
Port X-OBW = Port X 99% occupied bandwidth

802.11b_Nss1,(1Mbps)_1TX EBW

2412MHz

10/06/2022

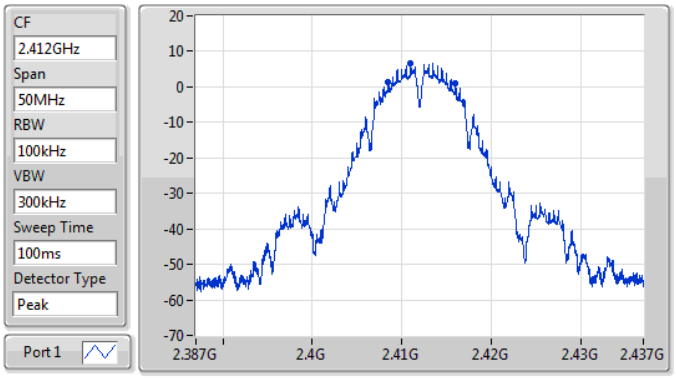

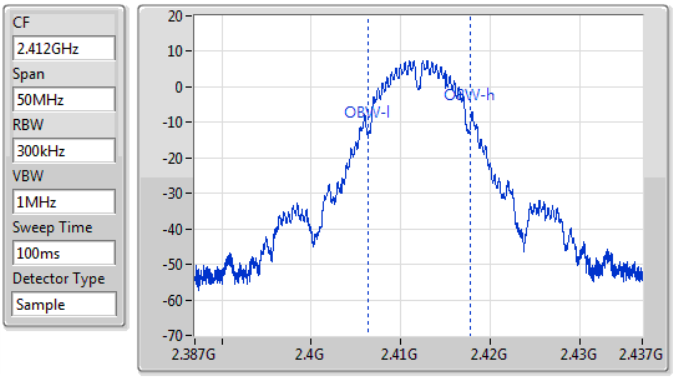

6dB(Hz)	Fl-6dB(Hz)	Fh-6dB(Hz)	OBW(Hz)	Fl-OBW(Hz)	Fh-OBW(Hz)	Limit(Hz)	Port
7.5M	2.408475G	2.415975G	11.519M	2.406328G	2.417847G	500k	1

802.11b_Nss1,(1Mbps)_1TX EBW

2437MHz

10/06/2022

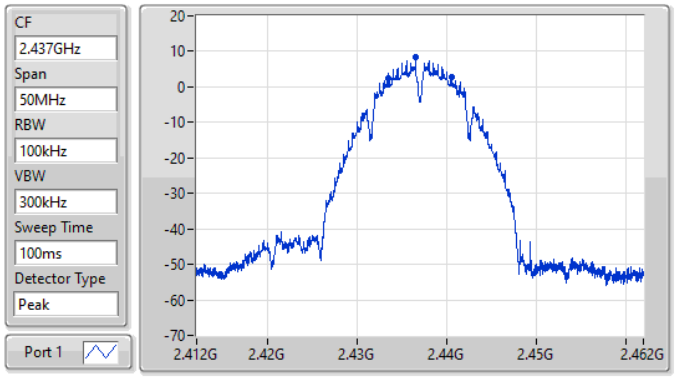

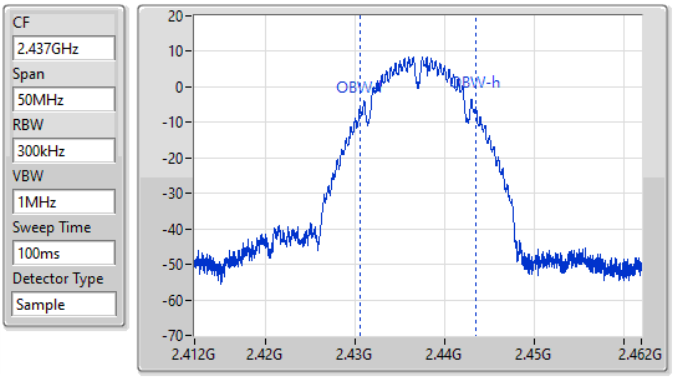

6dB(Hz)	Fl-6dB(Hz)	Fh-6dB(Hz)	OBW(Hz)	Fl-OBW(Hz)	Fh-OBW(Hz)	Limit(Hz)	Port
7.075M	2.43345G	2.440525G	12.894M	2.430578G	2.443472G	500k	1

802.11b_Nss1,(1Mbps)_1TX EBW

2462MHz

10/06/2022

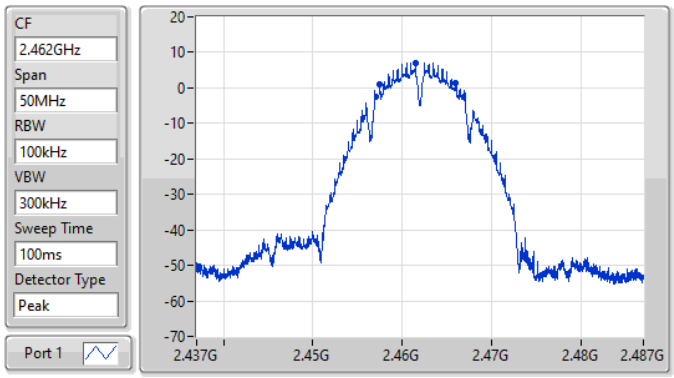

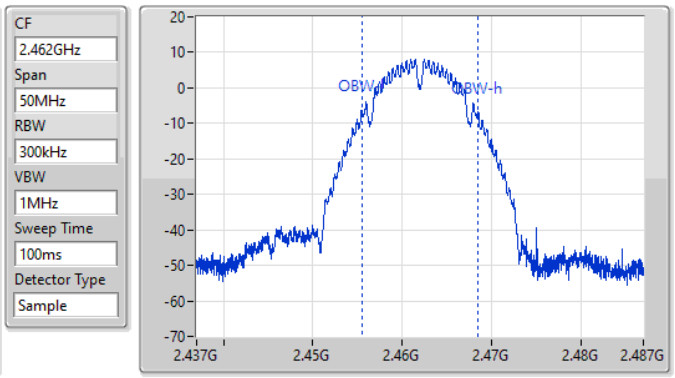

6dB(Hz)	Fl-6dB(Hz)	Fh-6dB(Hz)	OBW(Hz)	Fl-OBW(Hz)	Fh-OBW(Hz)	Limit(Hz)	Port
8.55M	2.457475G	2.466025G	12.919M	2.455503G	2.468422G	500k	1

802.11g_Nss1,(6Mbps)_1TX EBW

2412MHz

30/05/2022

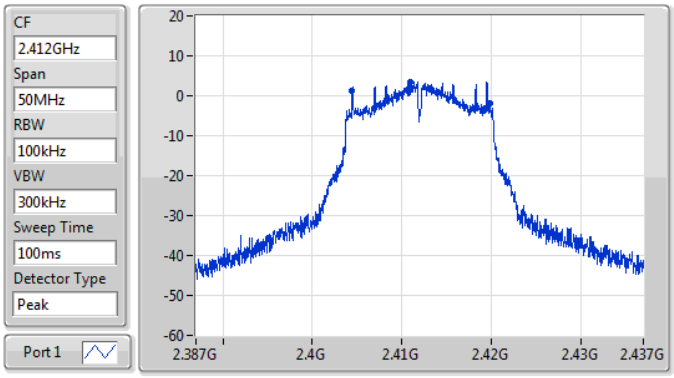

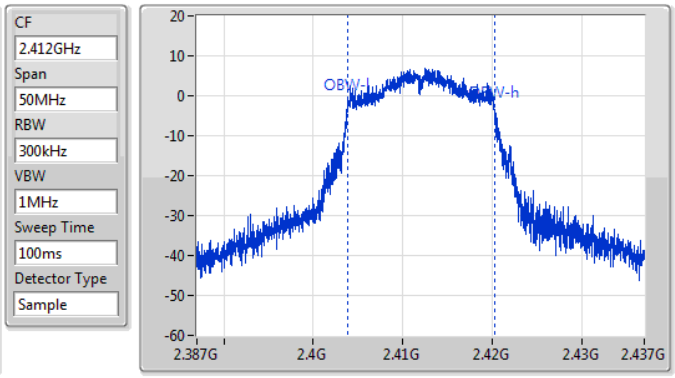

6dB(Hz)	Fl-6dB(Hz)	Fh-6dB(Hz)	OBW(Hz)	Fl-OBW(Hz)	Fh-OBW(Hz)	Limit(Hz)	Port
15.4M	2.404475G	2.419875G	16.483M	2.403824G	2.420307G	500k	1

802.11g_Nss1,(6Mbps)_1TX EBW

2437MHz

10/06/2022

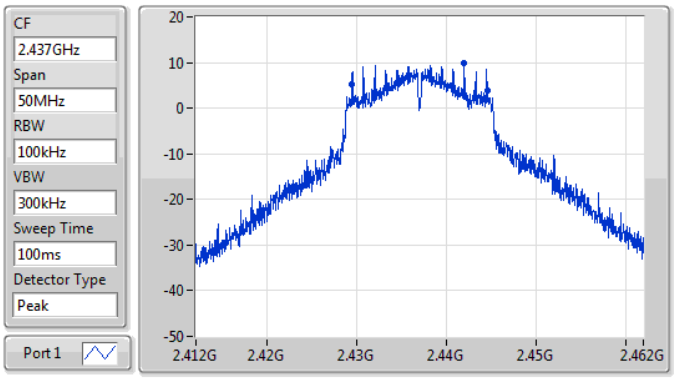

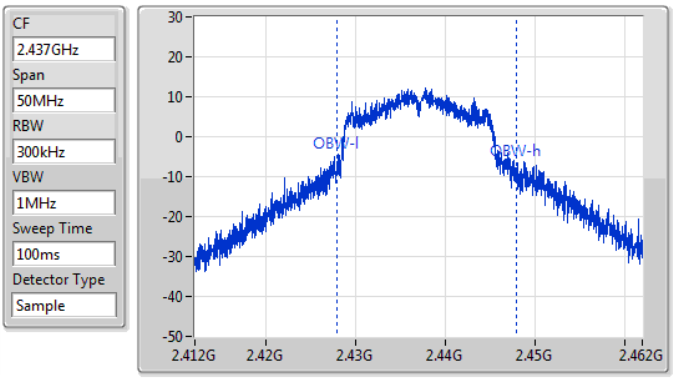

6dB(Hz)	Fl-6dB(Hz)	Fh-6dB(Hz)	OBW(Hz)	Fl-OBW(Hz)	Fh-OBW(Hz)	Limit(Hz)	Port
15.125M	2.42945G	2.444575G	20.09M	2.42788G	2.44797G	500k	1

802.11g_Nss1,(6Mbps)_1TX EBW

2462MHz

30/05/2022

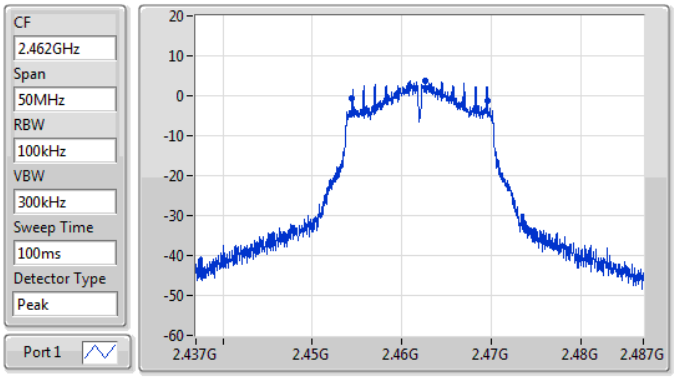

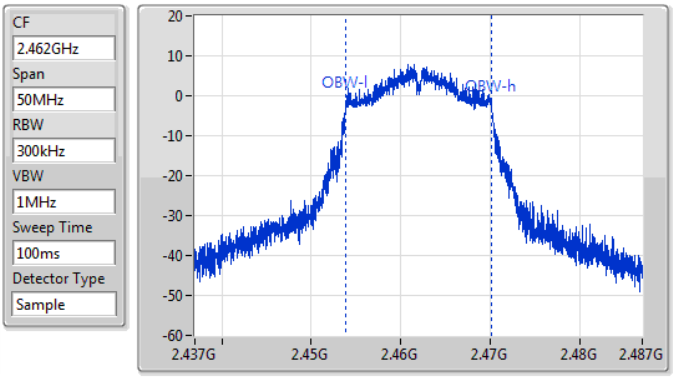

6dB(Hz)	Fl-6dB(Hz)	Fh-6dB(Hz)	OBW(Hz)	Fl-OBW(Hz)	Fh-OBW(Hz)	Limit(Hz)	Port
15.125M	2.45445G	2.469575G	16.372M	2.453812G	2.470184G	500k	1

802.11n HT20_Nss1,(MCS0)_1TX EBW

2412MHz

30/05/2022

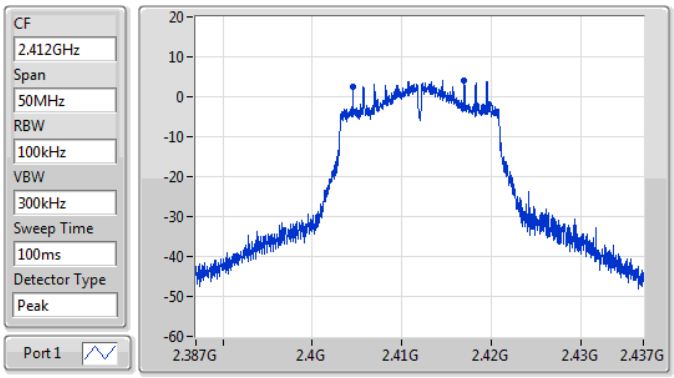

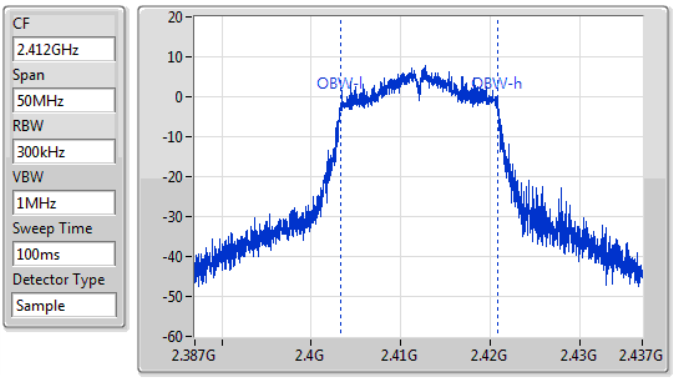

6dB(Hz)	Fl-6dB(Hz)	Fh-6dB(Hz)	OBW(Hz)	Fl-OBW(Hz)	Fh-OBW(Hz)	Limit(Hz)	Port
15.225M	2.404525G	2.41975G	17.611M	2.403252G	2.420863G	500k	1

802.11n HT20_Nss1,(MCS0)_1TX EBW

2437MHz

10/06/2022

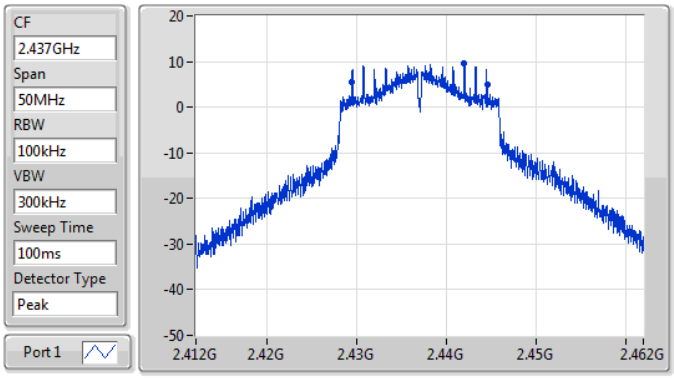

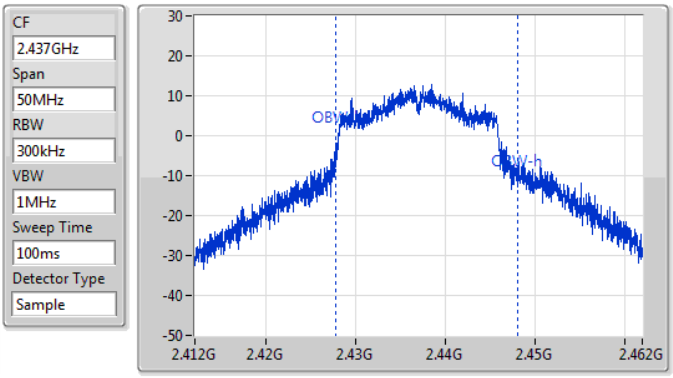

6dB(Hz)	Fl-6dB(Hz)	Fh-6dB(Hz)	OBW(Hz)	Fl-OBW(Hz)	Fh-OBW(Hz)	Limit(Hz)	Port
15.15M	2.429425G	2.444575G	20.315M	2.42778G	2.448094G	500k	1

802.11n HT20_Nss1,(MCS0)_1TX EBW

2462MHz

30/05/2022

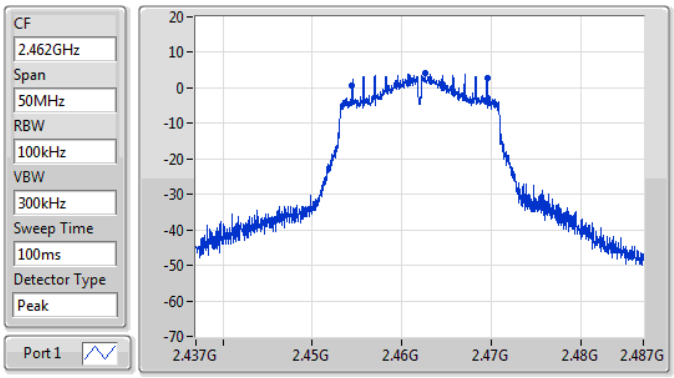

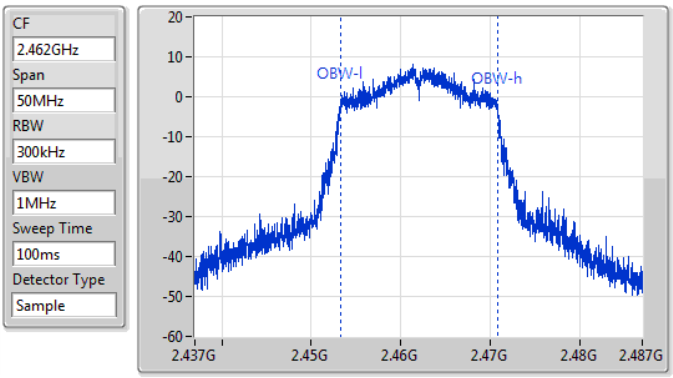

6dB(Hz)	Fl-6dB(Hz)	Fh-6dB(Hz)	OBW(Hz)	Fl-OBW(Hz)	Fh-OBW(Hz)	Limit(Hz)	Port
15.1M	2.45445G	2.46955G	17.533M	2.453248G	2.470782G	500k	1

Summary

Mode	Total Power (dBm)	Total Power (W)
2.4-2.4835GHz	-	-
802.11b_Nss1,(1Mbps)_1TX	18.95	0.07852
802.11g_Nss1,(6Mbps)_1TX	20.34	0.10814
802.11n HT20_Nss1,(MCS0)_1TX	20.14	0.10328

Result

Mode	Result	DG (dBi)	Port 1 (dBm)	Total Power (dBm)	Power Limit (dBm)
802.11b_Nss1,(1Mbps)_1TX	-	-	-	-	-
2412MHz	Pass	0.10	18.85	18.85	30.00
2417MHz	Pass	0.10	18.95	18.95	30.00
2437MHz	Pass	0.10	18.14	18.14	30.00
2457MHz	Pass	0.10	18.34	18.34	30.00
2462MHz	Pass	0.10	18.14	18.14	30.00
802.11g_Nss1,(6Mbps)_1TX	-	-	-	-	-
2412MHz	Pass	0.10	14.63	14.63	30.00
2417MHz	Pass	0.10	15.80	15.80	30.00
2437MHz	Pass	0.10	20.34	20.34	30.00
2457MHz	Pass	0.10	15.67	15.67	30.00
2462MHz	Pass	0.10	15.06	15.06	30.00
802.11n HT20_Nss1,(MCS0)_1TX	-	-	-	-	-
2412MHz	Pass	0.10	15.40	15.40	30.00
2417MHz	Pass	0.10	15.62	15.62	30.00
2437MHz	Pass	0.10	20.14	20.14	30.00
2457MHz	Pass	0.10	16.50	16.50	30.00
2462MHz	Pass	0.10	15.32	15.32	30.00

DG = Directional Gain; Port X = Port X output power

Summary

Mode	PD (dBm/RBW)
2.4-2.4835GHz	-
802.11b_Nss1,(1Mbps)_1TX	-3.34
802.11g_Nss1,(6Mbps)_1TX	-4.73
802.11n HT20_Nss1,(MCS0)_1TX	-3.17

RBW = 3kHz;

Result

Mode	Result	DG (dBi)	Port 1 (dBm/RBW)	PD (dBm/RBW)	PD Limit (dBm/RBW)
802.11b_Nss1,(1Mbps)_1TX	-	-	-	-	-
2412MHz	Pass	0.10	-3.34	-3.34	8.00
2437MHz	Pass	0.10	-6.40	-6.40	8.00
2462MHz	Pass	0.10	-6.57	-6.57	8.00
802.11g_Nss1,(6Mbps)_1TX	-	-	-	-	-
2412MHz	Pass	0.10	-8.91	-8.91	8.00
2437MHz	Pass	0.10	-4.73	-4.73	8.00
2462MHz	Pass	0.10	-7.41	-7.41	8.00
802.11n HT20_Nss1,(MCS0)_1TX	-	-	-	-	-
2412MHz	Pass	0.10	-8.05	-8.05	8.00
2437MHz	Pass	0.10	-3.17	-3.17	8.00
2462MHz	Pass	0.10	-4.12	-4.12	8.00

DG = Directional Gain; RBW = 3kHz;
PD = trace bin-by-bin of each transmits port summing can be performed maximum power density; Port X = Port X Power Density;

802.11b_Nss1,(1Mbps)_1TX PSD

2412MHz

10/06/2022

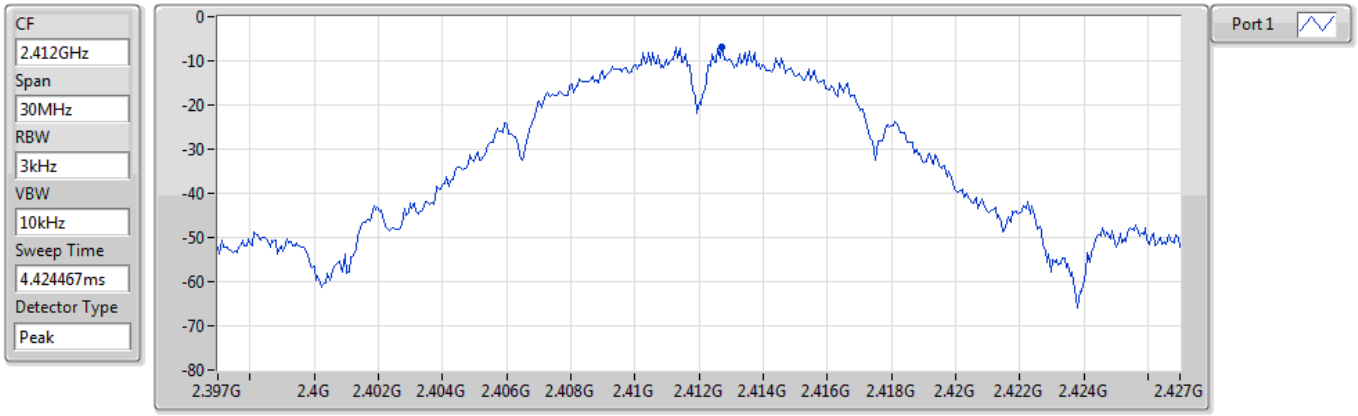

Sum	PD	Port 1
(dBm/RBW)	(dBm/RBW)	(dBm/RBW)
-6.94	-6.94	-6.94

802.11b_Nss1,(1Mbps)_1TX PSD

2437MHz

10/06/2022

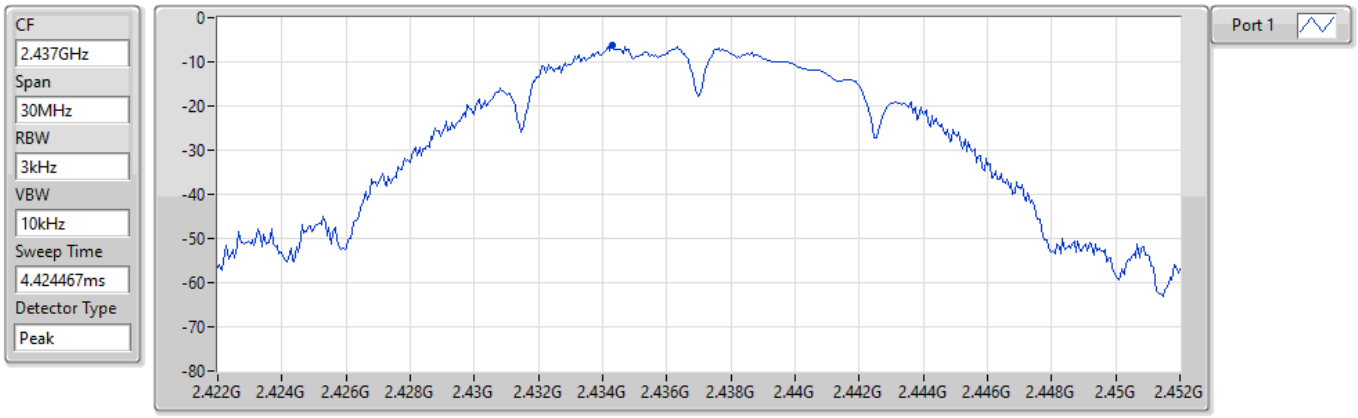

Sum	PD	Port 1
(dBm/RBW)	(dBm/RBW)	(dBm/RBW)
-6.40	-6.40	-6.40

802.11b_Nss1,(1Mbps)_1TX PSD

2462MHz

10/06/2022

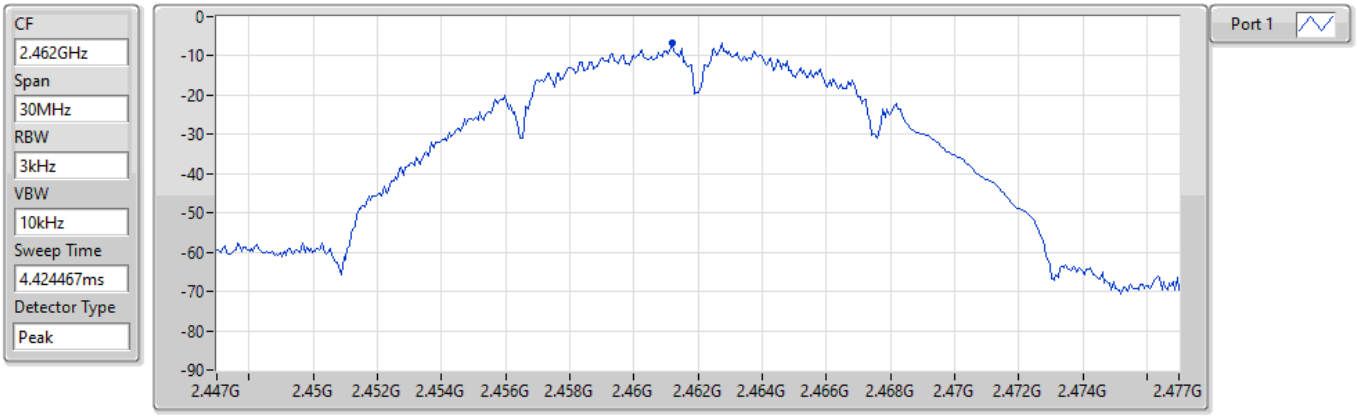

Sum	PD	Port 1
(dBm/RBW)	(dBm/RBW)	(dBm/RBW)
-6.57	-6.57	-6.57

802.11g_Nss1,(6Mbps)_1TX PSD

2412MHz

30/05/2022

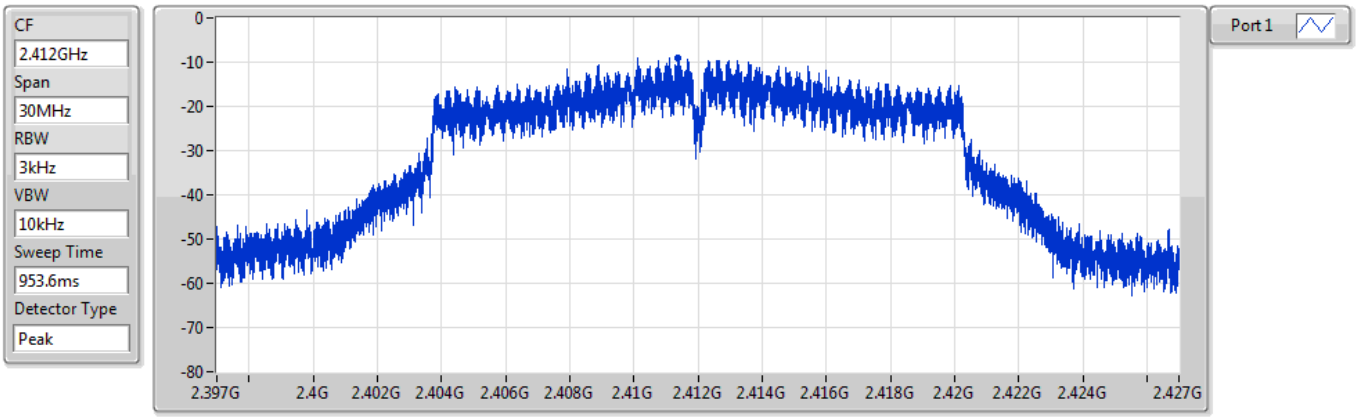

Sum	PD	Port 1
(dBm/RBW)	(dBm/RBW)	(dBm/RBW)
-8.91	-8.91	-8.91

802.11g_Nss1,(6Mbps)_1TX PSD

2437MHz

10/06/2022

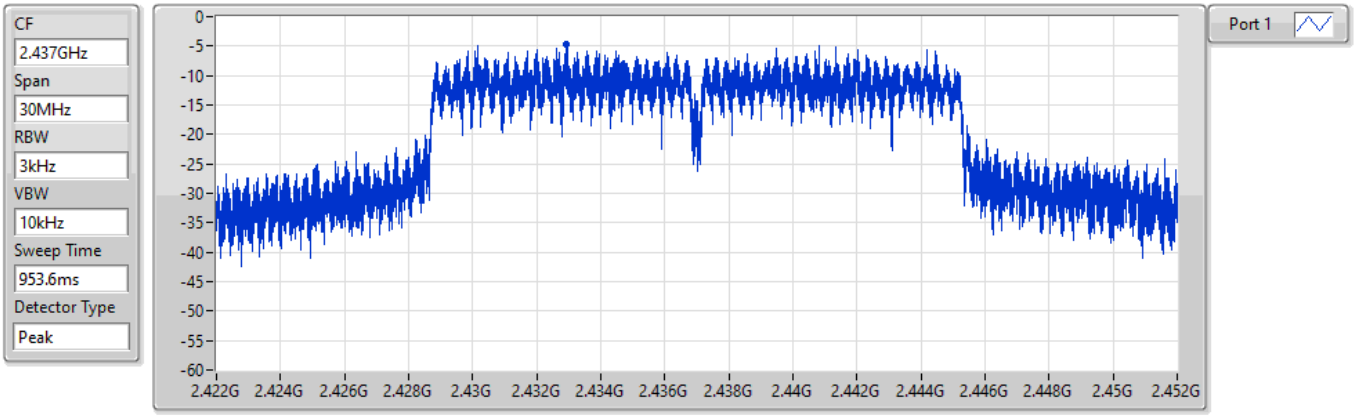

Sum	PD	Port 1
(dBm/RBW)	(dBm/RBW)	(dBm/RBW)
-4.73	-4.73	-4.73

802.11g_Nss1,(6Mbps)_1TX PSD

2462MHz

30/05/2022

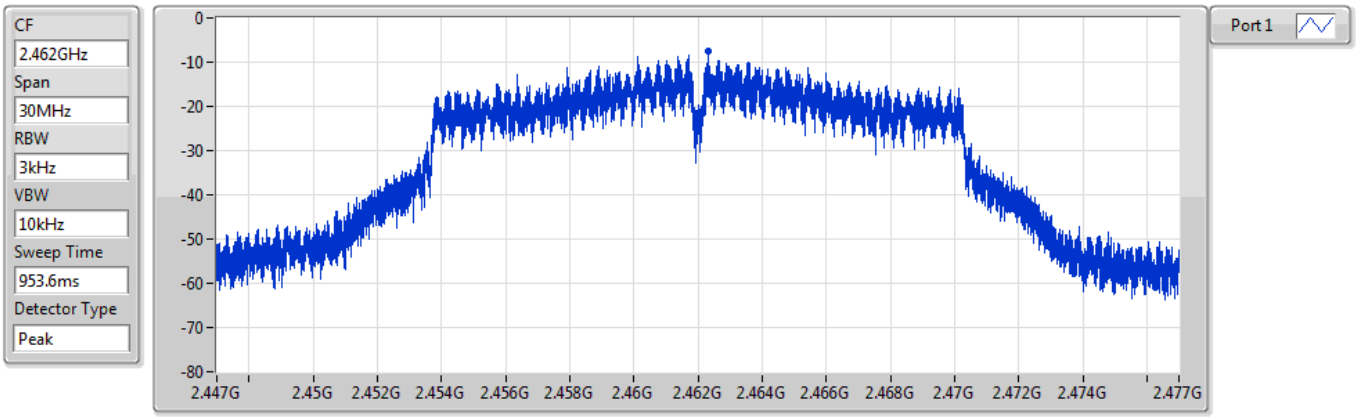

Sum	PD	Port 1
(dBm/RBW)	(dBm/RBW)	(dBm/RBW)
-7.41	-7.41	-7.41

802.11n HT20_Nss1,(MCS0)_1TX PSD

2412MHz

30/05/2022

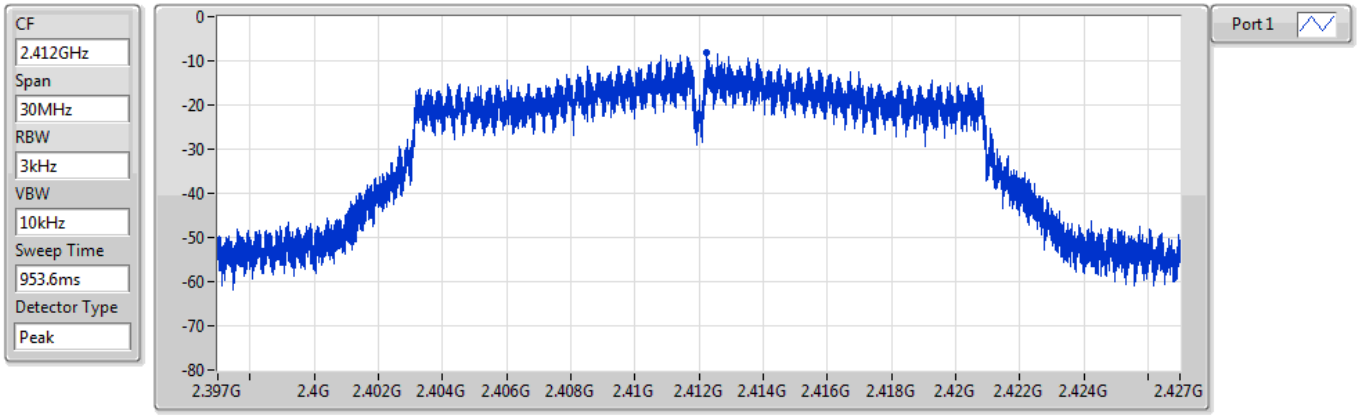

Sum	PD	Port 1
(dBm/RBW)	(dBm/RBW)	(dBm/RBW)
-8.05	-8.05	-8.05

802.11n HT20_Nss1,(MCS0)_1TX PSD

2437MHz

10/06/2022

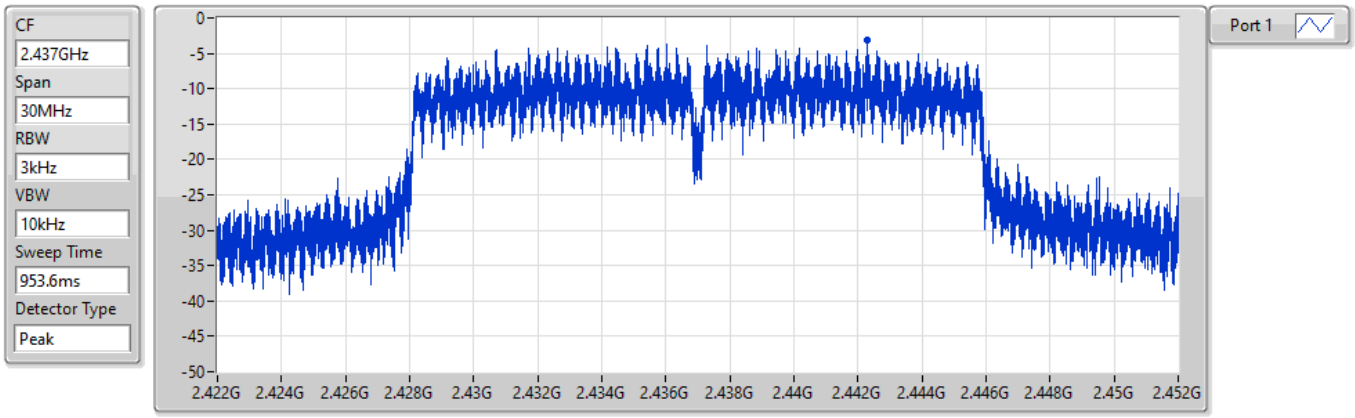

Sum	PD	Port 1
(dBm/RBW)	(dBm/RBW)	(dBm/RBW)
-3.17	-3.17	-3.17

802.11n HT20_Nss1,(MCS0)_1TX PSD

2462MHz

30/05/2022

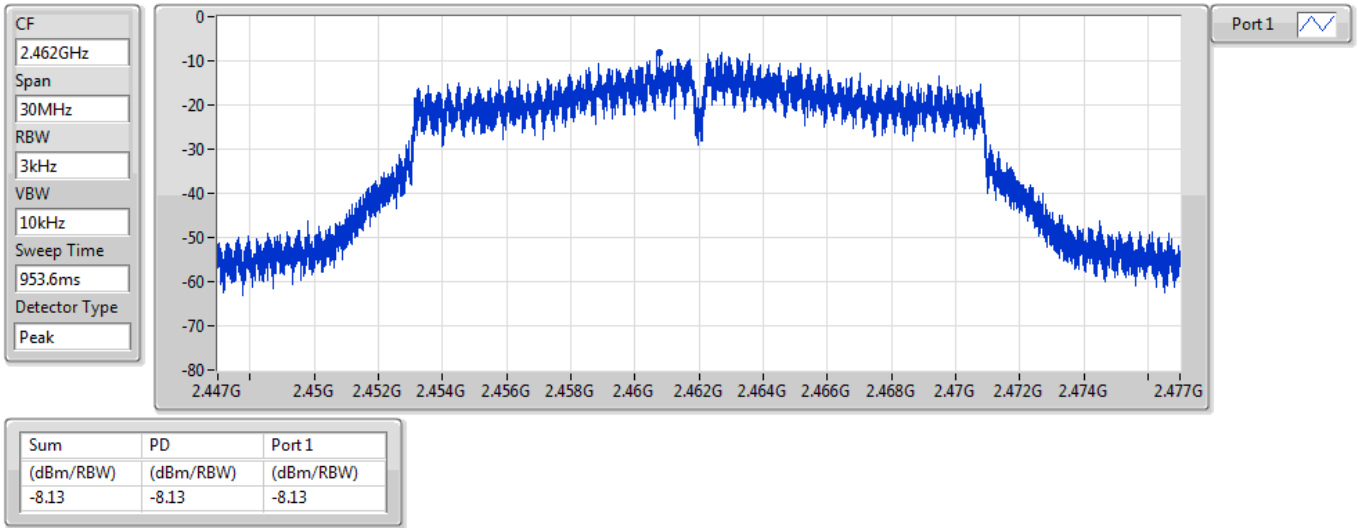

Sum	PD	Port 1
(dBm/RBW)	(dBm/RBW)	(dBm/RBW)
-8.13	-8.13	-8.13

Summary

Mode	Result	Ref (Hz)	Ref (dBm)	Limit (dBm)	Freq (Hz)	Level (dBm)	Freq (Hz)	Level (dBm)	Freq (Hz)	Level (dBm)	Freq (Hz)	Level (dBm)	Freq (Hz)	Level (dBm)	Port
2.4-2.4835GHz	-	-	-	-	-	-	-	-	-	-	-	-	-	-	-
802.11b_Nss1,(1Mbps)_1TX	Pass	2.43657G	12.82	-17.18	2.30874G	-58.11	2.39848G	-26.60	2.4G	-33.76	2.5107G	-56.06	24.96629G	-45.00	1
802.11g_Nss1,(6Mbps)_1TX	Pass	2.43824G	10.77	-19.23	2.13283G	-57.67	2.39952G	-30.09	2.4G	-31.61	2.50446G	-56.70	21.65943G	-45.70	1
802.11n HT20_Nss1,(MCS0)_1TX	Pass	2.43824G	11.14	-18.86	2.14564G	-57.20	2.39856G	-30.63	2.4G	-33.17	2.50854G	-56.55	21.61167G	-45.56	1

Result

Mode	Result	Ref (Hz)	Ref (dBm)	Limit (dBm)	Freq (Hz)	Level (dBm)	Freq (Hz)	Level (dBm)	Freq (Hz)	Level (dBm)	Freq (Hz)	Level (dBm)	Freq (Hz)	Level (dBm)	Port
802.11b_Nss1,(1Mbps)_1TX	-	-	-	-	-	-	-	-	-	-	-	-	-	-	-
2412MHz	Pass	2.43657G	12.82	-17.18	2.30874G	-58.11	2.39848G	-26.60	2.4G	-33.76	2.5107G	-56.06	24.96629G	-45.00	1
2437MHz	Pass	2.43657G	12.82	-17.18	2.30874G	-57.80	2.4G	-42.36	2.4G	-43.06	2.5123G	-54.31	14.62148G	-42.15	1
2462MHz	Pass	2.43657G	12.82	-17.18	2.03497G	-58.09	2.39208G	-56.81	2.4G	-56.79	2.5023G	-54.81	21.6201G	-45.45	1
802.11g_Nss1,(6Mbps)_1TX	-	-	-	-	-	-	-	-	-	-	-	-	-	-	-
2412MHz	Pass	2.43824G	10.77	-19.23	2.13283G	-57.67	2.39952G	-30.09	2.4G	-31.61	2.50446G	-56.70	21.65943G	-45.70	1
2437MHz	Pass	2.43824G	10.77	-19.23	2.30641G	-57.39	2.39952G	-36.82	2.4G	-38.97	2.50134G	-49.55	21.66505G	-46.00	1
2462MHz	Pass	2.43824G	10.77	-19.23	2.19923G	-57.91	2.39744G	-57.51	2.4G	-58.12	2.50078G	-55.26	21.57233G	-45.15	1
802.11n HT20_Nss1,(MCS0)_1TX	-	-	-	-	-	-	-	-	-	-	-	-	-	-	-
2412MHz	Pass	2.43824G	11.14	-18.86	2.14564G	-57.20	2.39856G	-30.63	2.4G	-33.17	2.50854G	-56.55	21.61167G	-45.56	1
2437MHz	Pass	2.43824G	11.14	-18.86	2.14564G	-57.76	2.39704G	-35.55	2.4G	-37.61	2.50086G	-48.75	21.51614G	-45.90	1
2462MHz	Pass	2.43824G	11.14	-18.86	2.16661G	-57.57	2.39408G	-57.47	2.4G	-58.81	2.5055G	-55.83	21.61167G	-45.96	1

802.11b_Nss1,(1Mbps)_1TX **CSENdB**

2412MHz

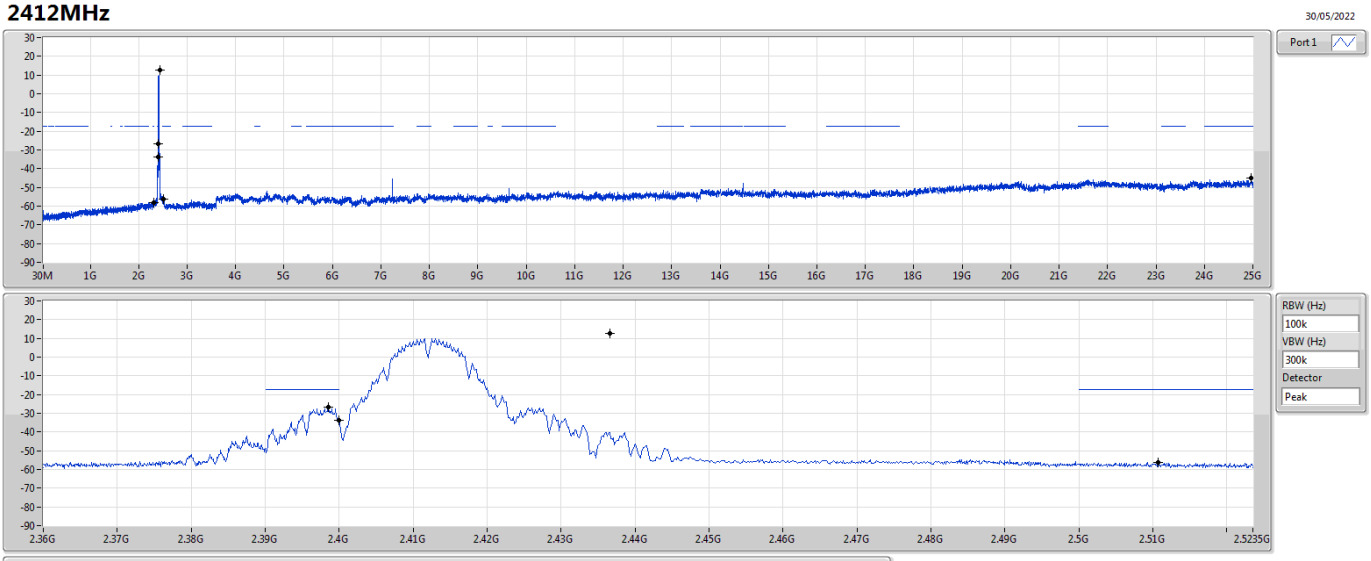

Ref(Hz)	Ref(dBm)	Limit(dBm)	Freq(Hz)	Level(dBm)	Freq(Hz)	Level(dBm)	Freq(Hz)	Level(dBm)	Freq(Hz)	Level(dBm)	Freq(Hz)	Level(dBm)	Port
2.43657G	12.82	-17.18	2.30874G	-58.11	2.39848G	-26.60	2.4G	-33.76	2.5107G	-56.06	24.96629G	-45.00	1

802.11b_Nss1,(1Mbps)_1TX **CSENdB**

2437MHz

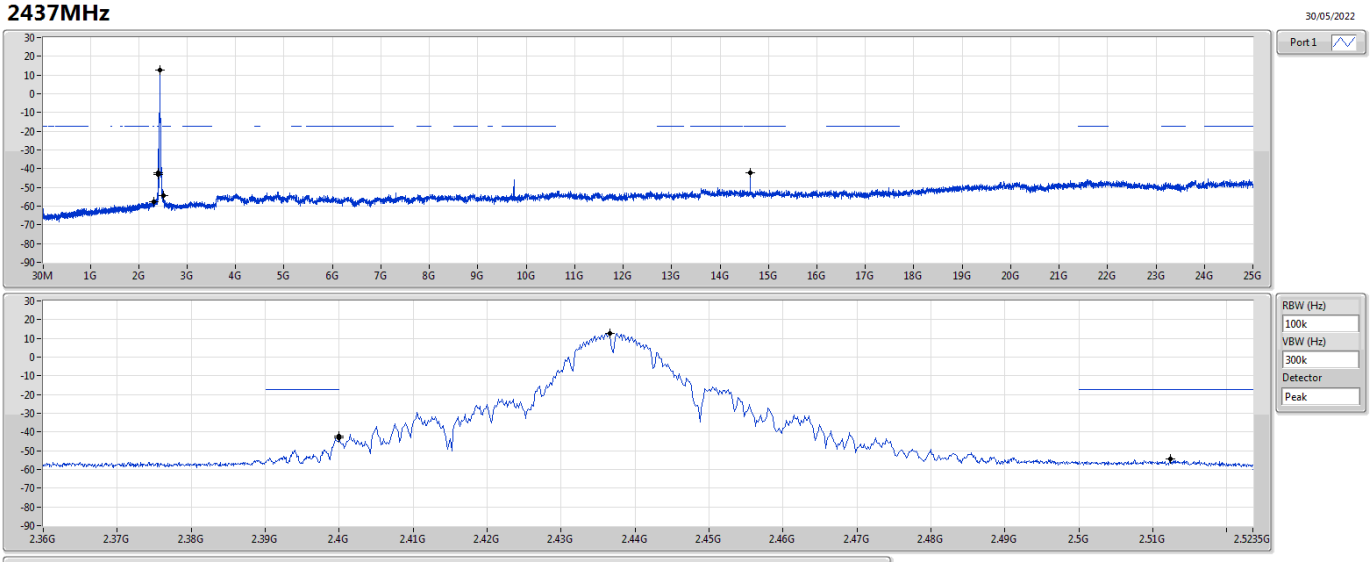

Ref(Hz)	Ref(dBm)	Limit(dBm)	Freq(Hz)	Level(dBm)	Freq(Hz)	Level(dBm)	Freq(Hz)	Level(dBm)	Freq(Hz)	Level(dBm)	Freq(Hz)	Level(dBm)	Port
2.43657G	12.82	-17.18	2.30874G	-57.80	2.4G	-42.36	2.4G	-43.06	2.5123G	-54.31	14.62148G	-42.15	1

802.11b_Nss1,(1Mbps)_1TX **CSENdB**

2462MHz

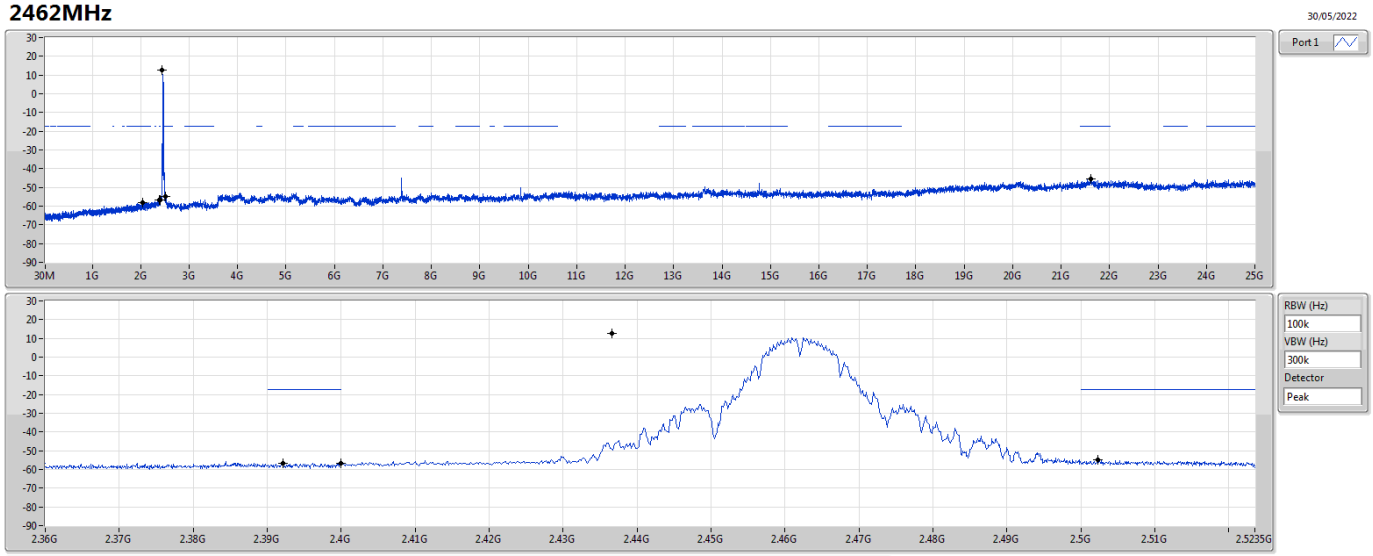

Ref(Hz)	Ref(dBm)	Limit(dBm)	Freq(Hz)	Level(dBm)	Freq(Hz)	Level(dBm)	Freq(Hz)	Level(dBm)	Freq(Hz)	Level(dBm)	Freq(Hz)	Level(dBm)	Port
2.43657G	12.82	-17.18	2.03497G	-58.09	2.39208G	-56.81	2.4G	-56.79	2.5023G	-54.81	21.6201G	-45.45	1

802.11g_Nss1,(6Mbps)_1TX **CSENdB**

2412MHz

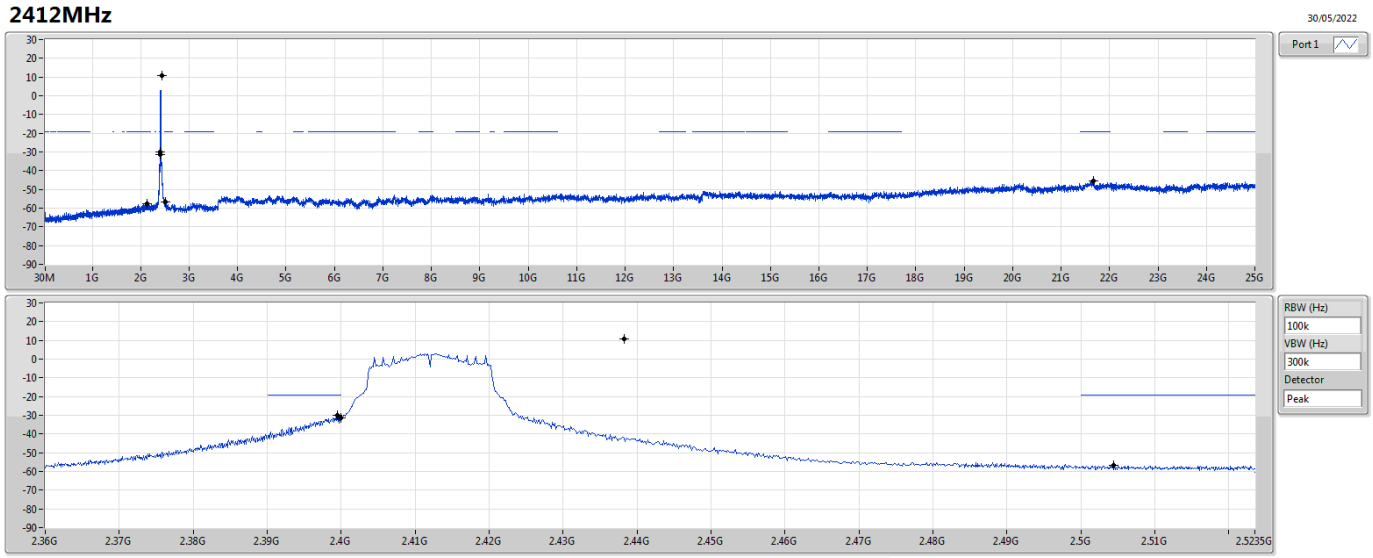

Ref(Hz)	Ref(dBm)	Limit(dBm)	Freq(Hz)	Level(dBm)	Freq(Hz)	Level(dBm)	Freq(Hz)	Level(dBm)	Freq(Hz)	Level(dBm)	Freq(Hz)	Level(dBm)	Port
2.43824G	10.77	-19.23	2.13283G	-57.67	2.39952G	-30.09	2.4G	-31.61	2.50446G	-56.70	21.65943G	-45.70	1

802.11g_Nss1,(6Mbps)_1TX **CSENdB**

2437MHz

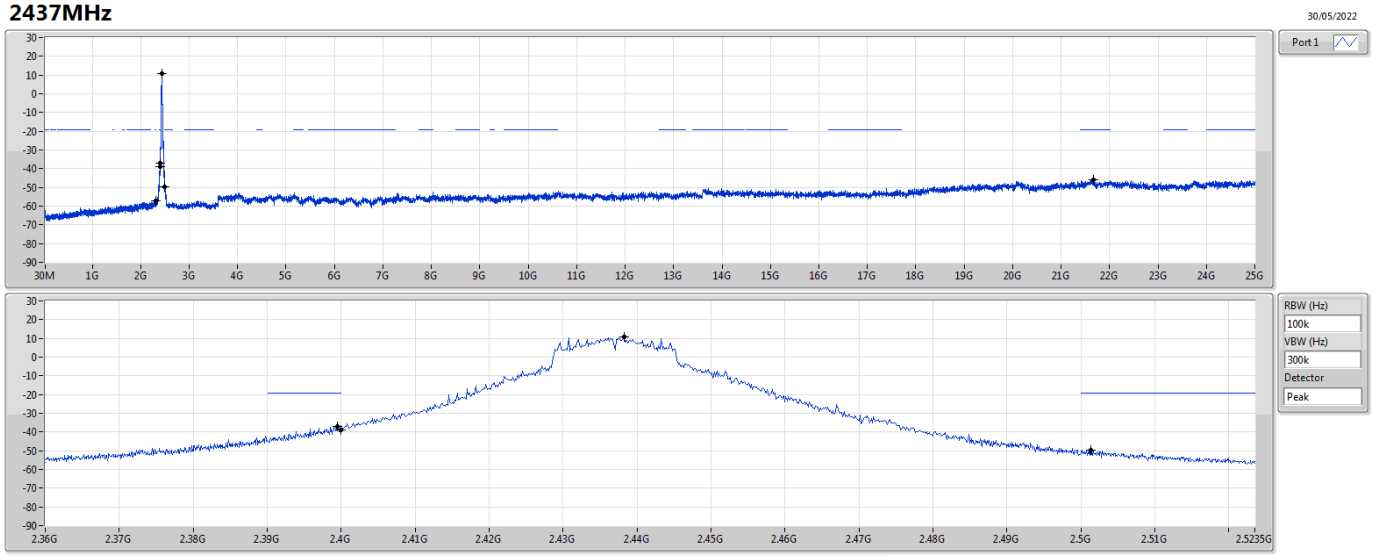

Ref(Hz)	Ref(dBm)	Limit(dBm)	Freq(Hz)	Level(dBm)	Freq(Hz)	Level(dBm)	Freq(Hz)	Level(dBm)	Freq(Hz)	Level(dBm)	Freq(Hz)	Level(dBm)	Port
2.43824G	10.77	-19.23	2.30641G	-57.39	2.39952G	-36.82	2.4G	-38.97	2.50134G	-49.55	21.66505G	-46.00	1

802.11g_Nss1,(6Mbps)_1TX **CSENdB**

2462MHz

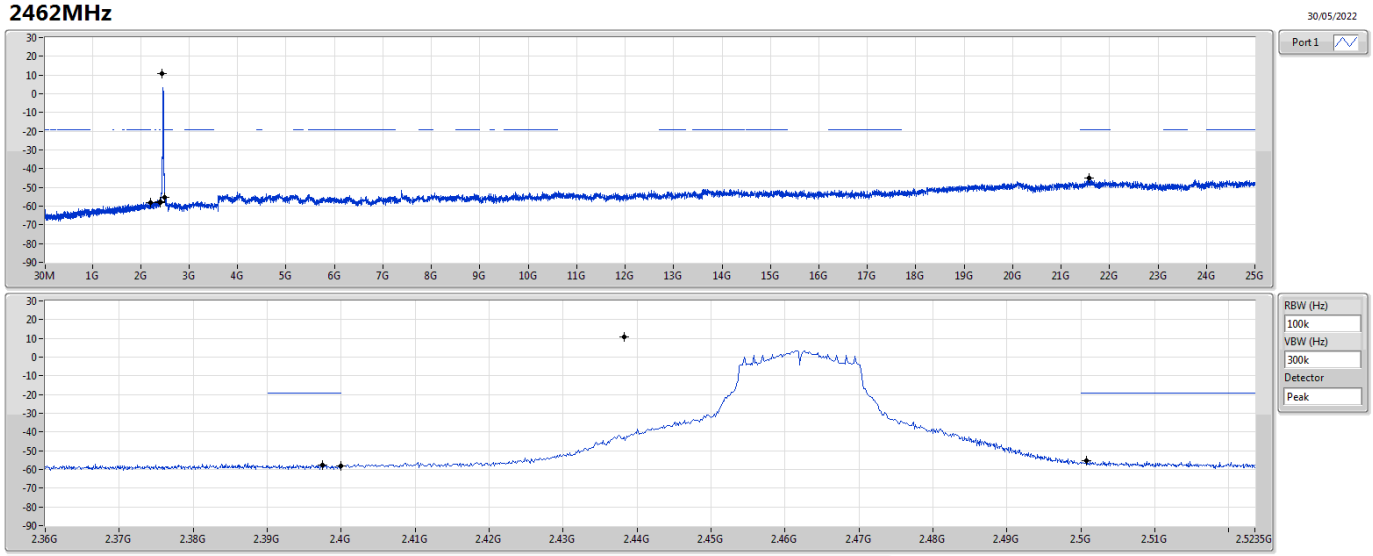

Ref(Hz)	Ref(dBm)	Limit(dBm)	Freq(Hz)	Level(dBm)	Freq(Hz)	Level(dBm)	Freq(Hz)	Level(dBm)	Freq(Hz)	Level(dBm)	Freq(Hz)	Level(dBm)	Port
2.43824G	10.77	-19.23	2.19923G	-57.91	2.39744G	-57.51	2.4G	-58.12	2.50078G	-55.26	21.57233G	-45.15	1

802.11n HT20_Nss1,(MCS0)_1TX **CSENdB**

2412MHz

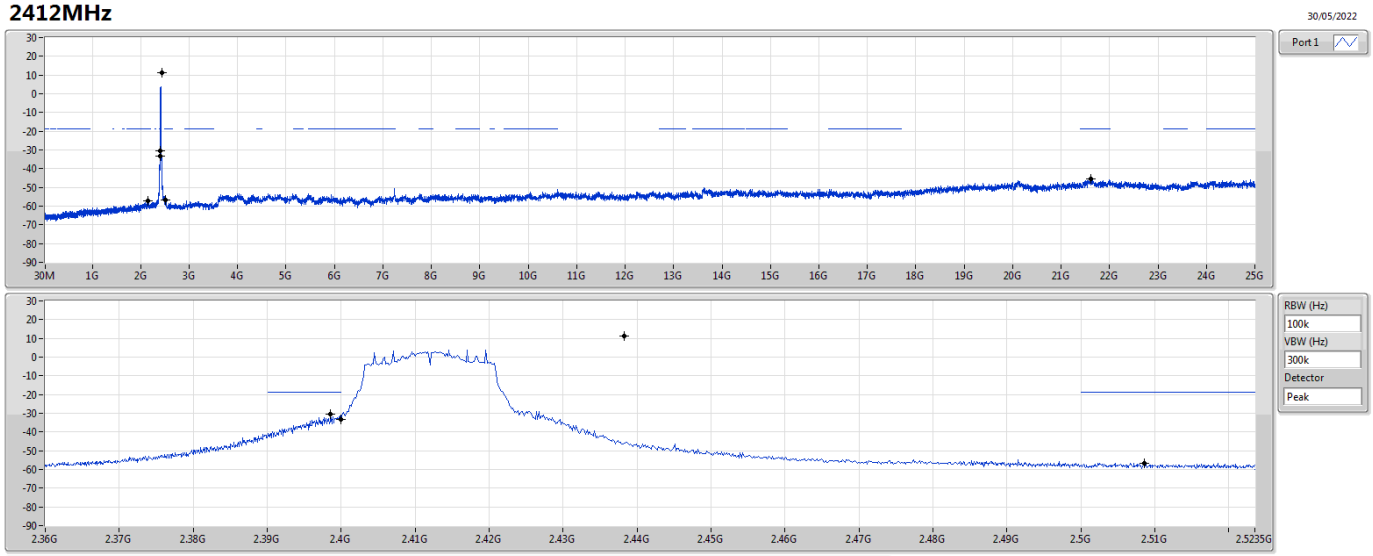

Ref(Hz)	Ref(dBm)	Limit(dBm)	Freq(Hz)	Level(dBm)	Freq(Hz)	Level(dBm)	Freq(Hz)	Level(dBm)	Freq(Hz)	Level(dBm)	Freq(Hz)	Level(dBm)	Port
2.43824G	11.14	-18.86	2.14564G	-57.20	2.39856G	-30.63	2.4G	-33.17	2.50854G	-56.55	21.61167G	-45.56	1

802.11n HT20_Nss1,(MCS0)_1TX **CSENdB**

2437MHz

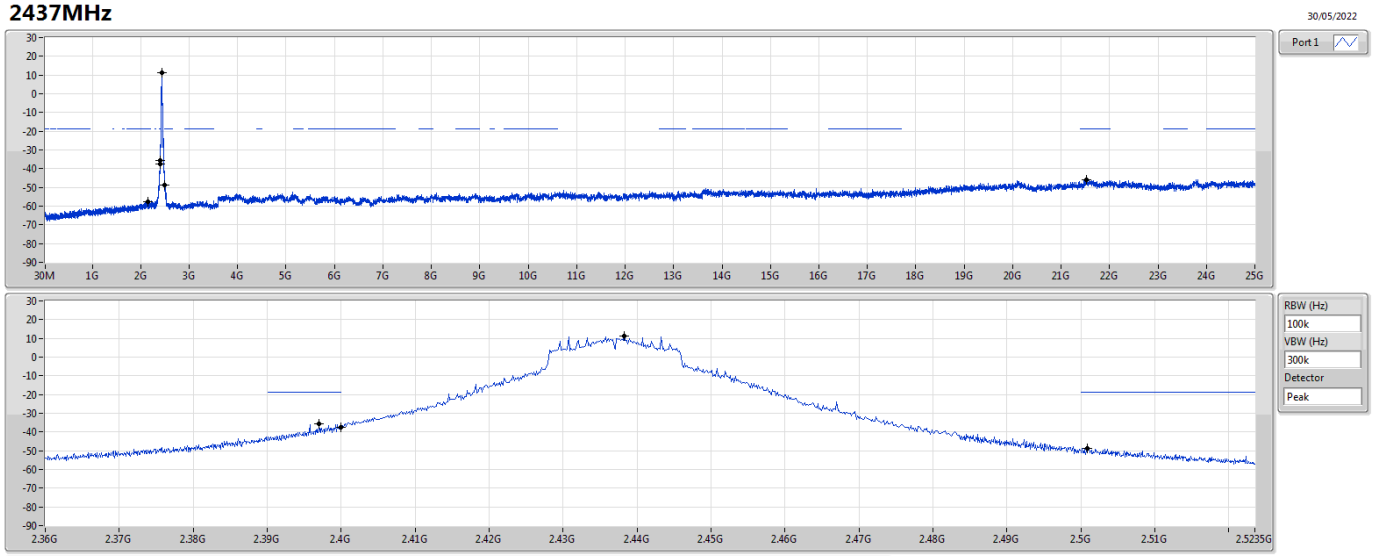

Ref(Hz)	Ref(dBm)	Limit(dBm)	Freq(Hz)	Level(dBm)	Freq(Hz)	Level(dBm)	Freq(Hz)	Level(dBm)	Freq(Hz)	Level(dBm)	Freq(Hz)	Level(dBm)	Port
2.43824G	11.14	-18.86	2.14564G	-57.76	2.39704G	-35.55	2.4G	-37.61	2.50086G	-48.75	21.51614G	-45.90	1

802.11n HT20_Nss1,(MCS0)_1TX **CSENdB**

2462MHz

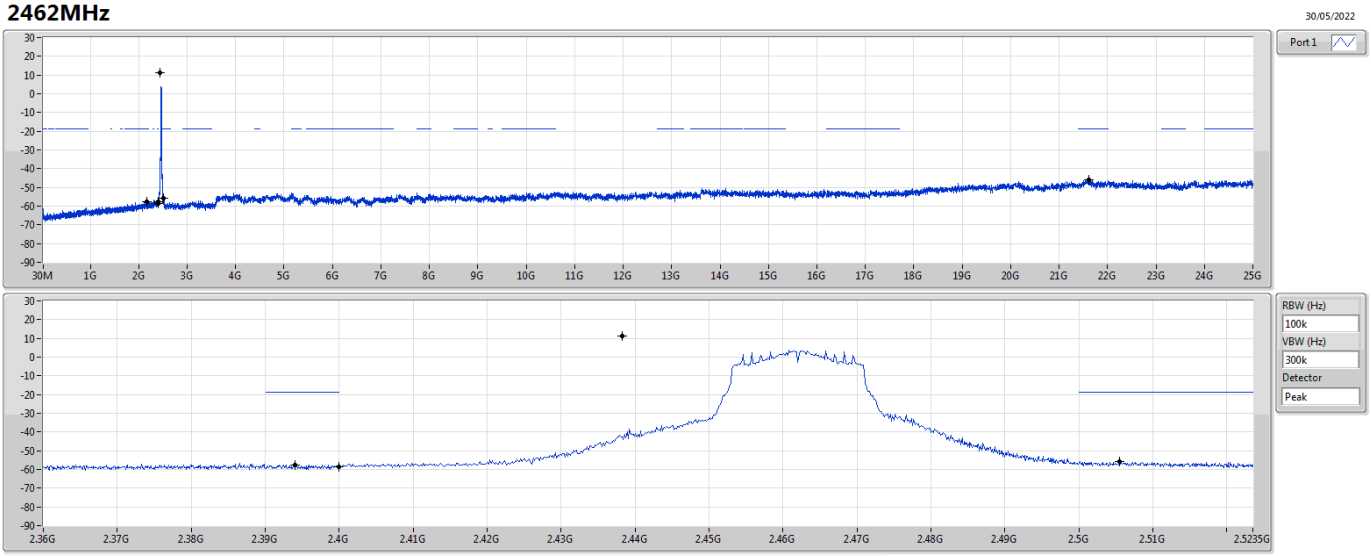

Ref(Hz)	Ref(dBm)	Limit(dBm)	Freq(Hz)	Level(dBm)	Freq(Hz)	Level(dBm)	Freq(Hz)	Level(dBm)	Freq(Hz)	Level(dBm)	Freq(Hz)	Level(dBm)	Port
2.43824G	11.14	-18.86	2.16661G	-57.57	2.39408G	-57.47	2.4G	-58.81	2.5055G	-55.83	21.61167G	-45.96	1

Summary

Mode	Result	Type	Freq (Hz)	Level (dBuV/m)	Limit (dBuV/m)	Margin (dB)	Dist (m)	Condition	Azimuth (°)	Height (m)	Comments
2.4-2.4835GHz	-	-	-	-	-	-	-	-	-	-	-
802.11n HT20_Nss1,(MCS0)_1TX	Pass	PK	37.76M	32.69	40.00	-7.31	3	Vertical	0	1.00	-

Result

Mode	Result	Type	Freq (Hz)	Level (dBuV/m)	Limit (dBuV/m)	Margin (dB)	Dist (m)	Condition	Azimuth (°)	Height (m)	Comments
802.11n HT20_Nss1,(MCS0)_1TX	-	-	-	-	-	-	-	-	-	-	-
2437MHz	Pass	PK	37.76M	32.69	40.00	-7.31	3	Vertical	0	1.00	-
2437MHz	Pass	PK	156.1M	24.07	43.50	-19.43	3	Vertical	0	1.00	-
2437MHz	Pass	PK	258.92M	25.35	46.00	-20.65	3	Vertical	0	1.00	-
2437MHz	Pass	PK	511.12M	30.08	46.00	-15.92	3	Vertical	0	1.00	-
2437MHz	Pass	PK	730.34M	33.09	46.00	-12.91	3	Vertical	0	1.00	-
2437MHz	Pass	PK	899.12M	33.95	46.00	-12.05	3	Vertical	0	1.00	-
2437MHz	Pass	PK	35.82M	30.13	40.00	-9.87	3	Horizontal	360	1.00	-
2437MHz	Pass	PK	224M	23.27	46.00	-22.73	3	Horizontal	360	1.00	-
2437MHz	Pass	PK	280.26M	24.49	46.00	-21.51	3	Horizontal	360	1.00	-
2437MHz	Pass	PK	528.58M	30.32	46.00	-15.68	3	Horizontal	360	1.00	-
2437MHz	Pass	PK	714.82M	31.10	46.00	-14.90	3	Horizontal	360	1.00	-
2437MHz	Pass	PK	755.56M	31.48	46.00	-14.52	3	Horizontal	360	1.00	-

802.11n HT20_Nss1,(MCS0)_1TX

2437MHz_USB

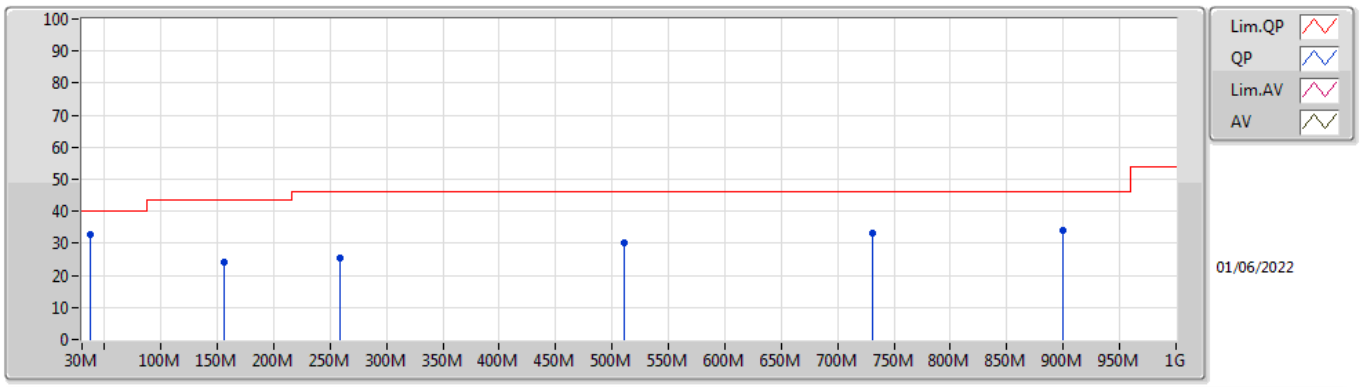

Type	Freq	Level	Limit	Margin	Factor	Dist	Condition	Azimuth	Height	Comment	Raw	AF	CL	PA
	(Hz)	(dBuV/m)	(dBuV/m)	(dB)	(dB)	(m)		(°)	(m)		(dBuV)	(dB)	(dB)	(dB)
PK	37.76M	32.69	40.00	-7.31	-7.22	3	Vertical	0	1.00	-	39.91	19.02	1.03	27.27
PK	156.1M	24.07	43.50	-19.43	-10.46	3	Vertical	0	1.00	-	34.53	15.32	1.76	27.54
PK	258.92M	25.35	46.00	-20.65	-6.09	3	Vertical	0	1.00	-	31.44	18.64	2.30	27.03
PK	511.12M	30.08	46.00	-15.92	-2.35	3	Vertical	0	1.00	-	32.43	22.66	3.33	28.34
PK	730.34M	33.09	46.00	-12.91	0.45	3	Vertical	0	1.00	-	32.64	24.68	3.91	28.14
PK	899.12M	33.95	46.00	-12.05	2.65	3	Vertical	0	1.00	-	31.30	25.65	4.50	27.50

802.11n HT20_Nss1,(MCS0)_1TX

2437MHz_USB

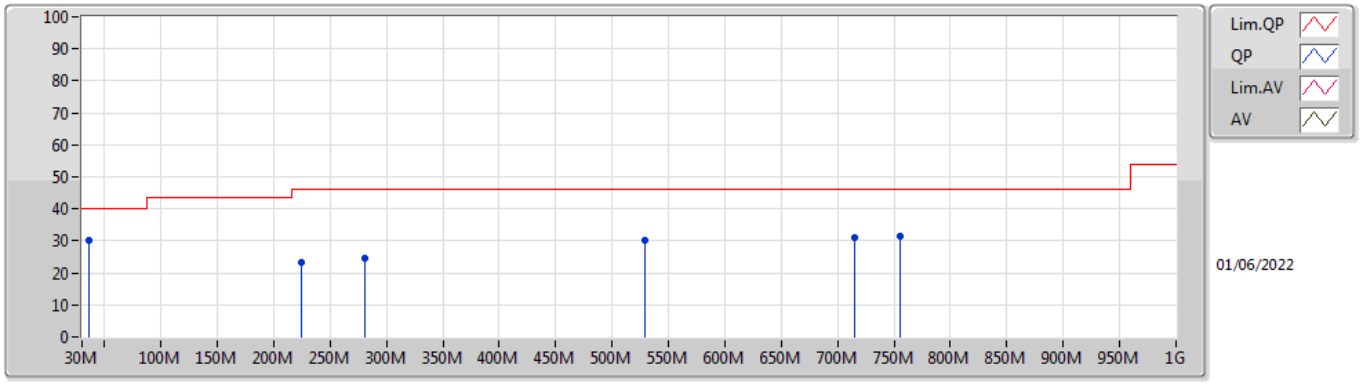

Type	Freq	Level	Limit	Margin	Factor	Dist	Condition	Azimuth	Height	Comment	Raw	AF	CL	PA
	(Hz)	(dBuV/m)	(dBuV/m)	(dB)	(dB)	(m)		(°)	(m)		(dBuV)	(dB)	(dB)	(dB)
PK	35.82M	30.13	40.00	-9.87	-5.99	3	Horizontal	360	1.00	-	36.12	20.17	1.02	27.18
PK	224M	23.27	46.00	-22.73	-10.35	3	Horizontal	360	1.00	-	33.62	14.69	2.14	27.18
PK	280.26M	24.49	46.00	-21.51	-6.62	3	Horizontal	360	1.00	-	31.11	18.01	2.41	27.04
PK	528.58M	30.32	46.00	-15.68	-2.17	3	Horizontal	360	1.00	-	32.49	22.79	3.37	28.33
PK	714.82M	31.10	46.00	-14.90	-0.00	3	Horizontal	360	1.00	-	31.10	24.33	3.86	28.19
PK	755.56M	31.48	46.00	-14.52	0.86	3	Horizontal	360	1.00	-	30.62	24.92	3.99	28.05

Summary

Mode	Result	Type	Freq (Hz)	Level (dBuV/m)	Limit (dBuV/m)	Margin (dB)	Dist (m)	Condition	Azimuth (°)	Height (m)	Comments
2.4-2.4835GHz	-	-	-	-	-	-	-	-	-	-	-
802.11b_Nss1,(1Mbps)_1TX	Pass	AV	2.4835G	53.81	54.00	-0.19	3	Vertical	268	1.04	-
802.11g_Nss1,(6Mbps)_1TX	Pass	AV	2.39G	53.81	54.00	-0.19	3	Vertical	265	1.42	-
802.11n HT20_Nss1,(MCS0)_1TX	Pass	AV	2.39G	53.79	54.00	-0.21	3	Vertical	264	1.46	-

Result

Mode	Result	Type	Freq (Hz)	Level (dBuV/m)	Limit (dBuV/m)	Margin (dB)	Dist (m)	Condition	Azimuth (°)	Height (m)	Comments
802.11b_Nss1,(1Mbps)_1TX	-	-	-	-	-	-	-	-	-	-	-
2412MHz	Pass	AV	2.3872G	52.71	54.00	-1.29	3	Vertical	258	1.22	-
2412MHz	Pass	AV	2.4128G	104.68	Inf	-Inf	3	Vertical	258	1.22	-
2412MHz	Pass	PK	2.3878G	61.71	74.00	-12.29	3	Vertical	258	1.22	-
2412MHz	Pass	PK	2.413G	108.78	Inf	-Inf	3	Vertical	258	1.22	-
2412MHz	Pass	AV	2.3872G	50.81	54.00	-3.19	3	Horizontal	348	2.79	-
2412MHz	Pass	AV	2.4112G	103.68	Inf	-Inf	3	Horizontal	348	2.79	-
2412MHz	Pass	PK	2.3886G	60.75	74.00	-13.25	3	Horizontal	348	2.79	-
2412MHz	Pass	PK	2.411G	107.64	Inf	-Inf	3	Horizontal	348	2.79	-
2412MHz	Pass	AV	4.82404G	39.04	54.00	-14.96	3	Vertical	264	1.35	-
2412MHz	Pass	PK	4.82404G	46.86	74.00	-27.14	3	Vertical	264	1.35	-
2412MHz	Pass	AV	4.82396G	42.10	54.00	-11.90	3	Horizontal	308	1.01	-
2412MHz	Pass	PK	4.82384G	48.05	74.00	-25.95	3	Horizontal	308	1.01	-
2417MHz	Pass	AV	2.39G	51.98	54.00	-2.02	3	Vertical	300	1.06	-
2417MHz	Pass	AV	2.4178G	106.07	Inf	-Inf	3	Vertical	300	1.06	-
2417MHz	Pass	PK	2.389G	59.34	74.00	-14.66	3	Vertical	300	1.06	-
2417MHz	Pass	PK	2.418G	110.13	Inf	-Inf	3	Vertical	300	1.06	-
2417MHz	Pass	AV	2.39G	51.96	54.00	-2.04	3	Horizontal	348	2.81	-
2417MHz	Pass	AV	2.4162G	106.01	Inf	-Inf	3	Horizontal	348	2.81	-
2417MHz	Pass	PK	2.3896G	59.30	74.00	-14.70	3	Horizontal	348	2.81	-
2417MHz	Pass	PK	2.418G	109.95	Inf	-Inf	3	Horizontal	348	2.81	-
2417MHz	Pass	AV	4.8208G	31.38	54.00	-22.62	3	Vertical	296	1.66	-
2417MHz	Pass	PK	4.8253G	44.80	74.00	-29.20	3	Vertical	296	1.66	-
2417MHz	Pass	AV	4.8177G	31.35	54.00	-22.65	3	Horizontal	252	2.29	-
2417MHz	Pass	PK	4.8502G	44.29	74.00	-29.71	3	Horizontal	252	2.29	-
2437MHz	Pass	AV	2.3578G	47.52	54.00	-6.48	3	Vertical	278	1.14	-
2437MHz	Pass	AV	2.4362G	106.15	Inf	-Inf	3	Vertical	278	1.14	-
2437MHz	Pass	AV	2.4854G	48.35	54.00	-5.65	3	Vertical	278	1.14	-
2437MHz	Pass	PK	2.359G	59.00	74.00	-15.00	3	Vertical	278	1.14	-
2437MHz	Pass	PK	2.4362G	110.03	Inf	-Inf	3	Vertical	278	1.14	-
2437MHz	Pass	PK	2.485G	59.24	74.00	-14.76	3	Vertical	278	1.14	-
2437MHz	Pass	AV	2.3482G	47.47	54.00	-6.53	3	Horizontal	346	2.49	-
2437MHz	Pass	AV	2.4362G	105.15	Inf	-Inf	3	Horizontal	346	2.49	-
2437MHz	Pass	AV	2.4978G	48.02	54.00	-5.98	3	Horizontal	346	2.49	-
2437MHz	Pass	PK	2.3714G	58.34	74.00	-15.66	3	Horizontal	346	2.49	-
2437MHz	Pass	PK	2.4362G	109.00	Inf	-Inf	3	Horizontal	346	2.49	-
2437MHz	Pass	PK	2.4942G	59.16	74.00	-14.84	3	Horizontal	346	2.49	-
2437MHz	Pass	AV	4.87696G	34.87	54.00	-19.13	3	Vertical	82	1.24	-
2437MHz	Pass	AV	7.31028G	48.87	54.00	-5.13	3	Vertical	108	1.20	-
2437MHz	Pass	PK	4.87088G	45.50	74.00	-28.50	3	Vertical	82	1.24	-
2437MHz	Pass	PK	7.31008G	55.81	74.00	-18.19	3	Vertical	108	1.20	-
2437MHz	Pass	AV	4.87696G	36.73	54.00	-17.27	3	Horizontal	323	1.04	-
2437MHz	Pass	AV	7.31024G	43.68	54.00	-10.32	3	Horizontal	349	1.03	-
2437MHz	Pass	PK	4.87688G	46.40	74.00	-27.60	3	Horizontal	323	1.04	-
2437MHz	Pass	PK	7.30944G	52.88	74.00	-21.12	3	Horizontal	349	1.03	-
2457MHz	Pass	AV	2.4562G	108.53	Inf	-Inf	3	Vertical	269	1.05	-
2457MHz	Pass	AV	2.4835G	53.62	54.00	-0.38	3	Vertical	269	1.05	-
2457MHz	Pass	PK	2.456G	112.35	Inf	-Inf	3	Vertical	269	1.05	-
2457MHz	Pass	PK	2.4835G	60.83	74.00	-13.17	3	Vertical	269	1.05	-
2457MHz	Pass	AV	2.4562G	107.26	Inf	-Inf	3	Horizontal	347	2.44	-
2457MHz	Pass	AV	2.4835G	51.91	54.00	-2.09	3	Horizontal	347	2.44	-
2457MHz	Pass	PK	2.456G	111.13	Inf	-Inf	3	Horizontal	347	2.44	-
2457MHz	Pass	PK	2.4836G	60.65	74.00	-13.35	3	Horizontal	347	2.44	-
2462MHz	Pass	AV	2.4632G	105.59	Inf	-Inf	3	Vertical	268	1.04	-
2462MHz	Pass	AV	2.4835G	53.81	54.00	-0.19	3	Vertical	268	1.04	-
2462MHz	Pass	PK	2.463G	109.80	Inf	-Inf	3	Vertical	268	1.04	-
2462MHz	Pass	PK	2.4866G	61.02	74.00	-12.98	3	Vertical	268	1.04	-
2462MHz	Pass	AV	2.4612G	105.67	Inf	-Inf	3	Horizontal	347	2.44	-
2462MHz	Pass	AV	2.4835G	51.64	54.00	-2.36	3	Horizontal	347	2.44	-
2462MHz	Pass	PK	2.4612G	109.45	Inf	-Inf	3	Horizontal	347	2.44	-
2462MHz	Pass	PK	2.4874G	60.09	74.00	-13.91	3	Horizontal	347	2.44	-

Mode	Result	Type	Freq (Hz)	Level (dBuV/m)	Limit (dBuV/m)	Margin (dB)	Dist (m)	Condition	Azimuth (°)	Height (m)	Comments
2462MHz	Pass	AV	4.92388G	32.10	54.00	-21.90	3	Vertical	101	1.00	-
2462MHz	Pass	AV	7.3852G	44.72	54.00	-9.28	3	Vertical	102	1.36	-
2462MHz	Pass	PK	4.91362G	45.28	74.00	-28.72	3	Vertical	101	1.00	-
2462MHz	Pass	PK	7.3865G	53.62	74.00	-20.38	3	Vertical	102	1.36	-
2462MHz	Pass	AV	4.924G	31.60	54.00	-22.40	3	Horizontal	199	2.20	-
2462MHz	Pass	AV	7.3852G	41.41	54.00	-12.59	3	Horizontal	351	1.18	-
2462MHz	Pass	PK	4.93834G	44.02	74.00	-29.98	3	Horizontal	199	2.20	-
2462MHz	Pass	PK	7.3849G	52.57	74.00	-21.43	3	Horizontal	351	1.18	-
802.11g_Nss1,(6Mbps)_1TX	-	-	-	-	-	-	-	-	-	-	-
2412MHz	Pass	AV	2.39G	53.52	54.00	-0.48	3	Vertical	269	1.00	-
2412MHz	Pass	AV	2.4112G	98.81	Inf	-Inf	3	Vertical	269	1.00	-
2412MHz	Pass	PK	2.3892G	67.37	74.00	-6.63	3	Vertical	269	1.00	-
2412MHz	Pass	PK	2.4104G	107.67	Inf	-Inf	3	Vertical	269	1.00	-
2412MHz	Pass	AV	2.39G	51.28	54.00	-2.72	3	Horizontal	21	2.24	-
2412MHz	Pass	AV	2.4112G	95.60	Inf	-Inf	3	Horizontal	21	2.24	-
2412MHz	Pass	PK	2.39G	66.30	74.00	-7.70	3	Horizontal	21	2.24	-
2412MHz	Pass	PK	2.4126G	104.86	Inf	-Inf	3	Horizontal	21	2.24	-
2412MHz	Pass	AV	4.8159G	31.86	54.00	-22.14	3	Vertical	165	1.16	-
2412MHz	Pass	PK	4.8147G	45.04	74.00	-28.96	3	Vertical	165	1.16	-
2412MHz	Pass	AV	4.81608G	31.95	54.00	-22.05	3	Horizontal	19	1.14	-
2412MHz	Pass	PK	4.83672G	44.78	74.00	-29.22	3	Horizontal	19	1.14	-
2417MHz	Pass	AV	2.39G	53.81	54.00	-0.19	3	Vertical	265	1.42	-
2417MHz	Pass	AV	2.4162G	101.09	Inf	-Inf	3	Vertical	265	1.42	-
2417MHz	Pass	PK	2.388G	67.85	74.00	-6.15	3	Vertical	265	1.42	-
2417MHz	Pass	PK	2.4178G	110.39	Inf	-Inf	3	Vertical	265	1.42	-
2417MHz	Pass	AV	2.39G	51.30	54.00	-2.70	3	Horizontal	191	2.79	-
2417MHz	Pass	AV	2.4164G	98.62	Inf	-Inf	3	Horizontal	191	2.79	-
2417MHz	Pass	PK	2.3888G	64.02	74.00	-9.98	3	Horizontal	191	2.79	-
2417MHz	Pass	PK	2.4178G	107.90	Inf	-Inf	3	Horizontal	191	2.79	-
2437MHz	Pass	AV	2.3898G	50.89	54.00	-3.11	3	Vertical	301	1.16	-
2437MHz	Pass	AV	2.4362G	106.88	Inf	-Inf	3	Vertical	301	1.16	-
2437MHz	Pass	AV	2.4835G	52.70	54.00	-1.30	3	Vertical	301	1.16	-
2437MHz	Pass	PK	2.3894G	62.18	74.00	-11.82	3	Vertical	301	1.16	-
2437MHz	Pass	PK	2.4378G	115.74	Inf	-Inf	3	Vertical	301	1.16	-
2437MHz	Pass	PK	2.4835G	69.05	74.00	-4.95	3	Vertical	301	1.16	-
2437MHz	Pass	AV	2.3886G	49.04	54.00	-4.96	3	Horizontal	337	2.74	-
2437MHz	Pass	AV	2.4362G	103.89	Inf	-Inf	3	Horizontal	337	2.74	-
2437MHz	Pass	AV	2.4835G	50.03	54.00	-3.97	3	Horizontal	337	2.74	-
2437MHz	Pass	PK	2.3846G	59.77	74.00	-14.23	3	Horizontal	337	2.74	-
2437MHz	Pass	PK	2.4362G	112.90	Inf	-Inf	3	Horizontal	337	2.74	-
2437MHz	Pass	PK	2.4874G	62.81	74.00	-11.19	3	Horizontal	337	2.74	-
2437MHz	Pass	AV	4.87874G	32.10	54.00	-21.90	3	Vertical	16	2.22	-
2437MHz	Pass	AV	7.31382G	43.50	54.00	-10.50	3	Vertical	170	1.26	-
2437MHz	Pass	PK	4.87856G	44.15	74.00	-29.85	3	Vertical	16	2.22	-
2437MHz	Pass	PK	7.30908G	56.51	74.00	-17.49	3	Vertical	170	1.26	-
2437MHz	Pass	AV	4.8884G	31.98	54.00	-22.02	3	Horizontal	303	1.82	-
2437MHz	Pass	AV	7.31454G	40.58	54.00	-13.42	3	Horizontal	351	1.17	-
2437MHz	Pass	PK	4.87292G	44.48	74.00	-29.52	3	Horizontal	303	1.82	-
2437MHz	Pass	PK	7.3143G	53.12	74.00	-20.88	3	Horizontal	351	1.17	-
2457MHz	Pass	AV	2.4564G	101.79	Inf	-Inf	3	Vertical	301	1.07	-
2457MHz	Pass	AV	2.4835G	53.79	54.00	-0.21	3	Vertical	301	1.07	-
2457MHz	Pass	PK	2.4554G	110.80	Inf	-Inf	3	Vertical	301	1.07	-
2457MHz	Pass	PK	2.4835G	65.70	74.00	-8.30	3	Vertical	301	1.07	-
2457MHz	Pass	AV	2.4562G	98.69	Inf	-Inf	3	Horizontal	346	2.45	-
2457MHz	Pass	AV	2.4835G	50.79	54.00	-3.21	3	Horizontal	346	2.45	-
2457MHz	Pass	PK	2.4576G	108.16	Inf	-Inf	3	Horizontal	346	2.45	-
2457MHz	Pass	PK	2.485G	62.86	74.00	-11.14	3	Horizontal	346	2.45	-
2462MHz	Pass	AV	2.4614G	100.76	Inf	-Inf	3	Vertical	301	1.04	-
2462MHz	Pass	AV	2.4835G	53.22	54.00	-0.78	3	Vertical	301	1.04	-
2462MHz	Pass	PK	2.4626G	109.83	Inf	-Inf	3	Vertical	301	1.04	-
2462MHz	Pass	PK	2.4836G	68.98	74.00	-5.02	3	Vertical	301	1.04	-
2462MHz	Pass	AV	2.4614G	97.10	Inf	-Inf	3	Horizontal	198	2.46	-

Mode	Result	Type	Freq (Hz)	Level (dBuV/m)	Limit (dBuV/m)	Margin (dB)	Dist (m)	Condition	Azimuth (°)	Height (m)	Comments
2462MHz	Pass	AV	2.4835G	50.41	54.00	-3.59	3	Horizontal	198	2.46	-
2462MHz	Pass	PK	2.463G	105.94	Inf	-Inf	3	Horizontal	198	2.46	-
2462MHz	Pass	PK	2.4835G	63.33	74.00	-10.67	3	Horizontal	198	2.46	-
2462MHz	Pass	AV	4.924G	32.22	54.00	-21.78	3	Vertical	135	1.04	-
2462MHz	Pass	AV	7.3992G	37.42	54.00	-16.58	3	Vertical	135	1.83	-
2462MHz	Pass	PK	4.9108G	44.44	74.00	-29.56	3	Vertical	135	1.04	-
2462MHz	Pass	PK	7.3983G	49.18	74.00	-24.82	3	Vertical	135	1.83	-
2462MHz	Pass	AV	4.91422G	32.11	54.00	-21.89	3	Horizontal	135	2.39	-
2462MHz	Pass	AV	7.39932G	37.33	54.00	-16.67	3	Horizontal	138	1.30	-
2462MHz	Pass	PK	4.90912G	44.65	74.00	-29.35	3	Horizontal	135	2.39	-
2462MHz	Pass	PK	7.3776G	50.01	74.00	-23.99	3	Horizontal	138	1.30	-
802.11n HT20_Nss1,(MCS0)_1TX	-	-	-	-	-	-	-	-	-	-	-
2412MHz	Pass	AV	2.39G	53.79	54.00	-0.21	3	Vertical	264	1.46	-
2412MHz	Pass	AV	2.4128G	99.24	Inf	-Inf	3	Vertical	264	1.46	-
2412MHz	Pass	PK	2.39G	67.62	74.00	-6.38	3	Vertical	264	1.46	-
2412MHz	Pass	PK	2.4106G	108.70	Inf	-Inf	3	Vertical	264	1.46	-
2412MHz	Pass	AV	2.39G	49.35	54.00	-4.65	3	Horizontal	24	1.50	-
2412MHz	Pass	AV	2.4128G	95.15	Inf	-Inf	3	Horizontal	24	1.50	-
2412MHz	Pass	PK	2.3898G	60.89	74.00	-13.11	3	Horizontal	24	1.50	-
2412MHz	Pass	PK	2.4122G	104.47	Inf	-Inf	3	Horizontal	24	1.50	-
2412MHz	Pass	AV	4.8242G	32.23	54.00	-21.77	3	Vertical	288	1.00	-
2412MHz	Pass	PK	4.81736G	45.70	74.00	-28.30	3	Vertical	288	1.00	-
2412MHz	Pass	AV	4.81496G	31.58	54.00	-22.42	3	Horizontal	303	1.42	-
2412MHz	Pass	PK	4.8318G	43.98	74.00	-30.02	3	Horizontal	303	1.42	-
2417MHz	Pass	AV	2.39G	53.42	54.00	-0.58	3	Vertical	265	1.42	-
2417MHz	Pass	AV	2.418G	101.79	Inf	-Inf	3	Vertical	265	1.42	-
2417MHz	Pass	PK	2.3892G	69.04	74.00	-4.96	3	Vertical	265	1.42	-
2417MHz	Pass	PK	2.4182G	110.79	Inf	-Inf	3	Vertical	265	1.42	-
2417MHz	Pass	AV	2.3898G	49.53	54.00	-4.47	3	Horizontal	29	1.52	-
2417MHz	Pass	AV	2.4164G	98.21	Inf	-Inf	3	Horizontal	29	1.52	-
2417MHz	Pass	PK	2.39G	63.65	74.00	-10.35	3	Horizontal	29	1.52	-
2417MHz	Pass	PK	2.4178G	107.45	Inf	-Inf	3	Horizontal	29	1.52	-
2437MHz	Pass	AV	2.3898G	51.23	54.00	-2.77	3	Vertical	324	1.17	-
2437MHz	Pass	AV	2.4378G	106.18	Inf	-Inf	3	Vertical	324	1.17	-
2437MHz	Pass	AV	2.4835G	53.18	54.00	-0.82	3	Vertical	324	1.17	-
2437MHz	Pass	PK	2.3874G	65.16	74.00	-8.84	3	Vertical	324	1.17	-
2437MHz	Pass	PK	2.4362G	115.55	Inf	-Inf	3	Vertical	324	1.17	-
2437MHz	Pass	PK	2.4835G	69.52	74.00	-4.48	3	Vertical	324	1.17	-
2437MHz	Pass	AV	2.3898G	50.74	54.00	-3.26	3	Horizontal	338	2.75	-
2437MHz	Pass	AV	2.4362G	104.79	Inf	-Inf	3	Horizontal	338	2.75	-
2437MHz	Pass	AV	2.4838G	52.10	54.00	-1.90	3	Horizontal	338	2.75	-
2437MHz	Pass	PK	2.3862G	63.20	74.00	-10.80	3	Horizontal	338	2.75	-
2437MHz	Pass	PK	2.4362G	114.29	Inf	-Inf	3	Horizontal	338	2.75	-
2437MHz	Pass	PK	2.4835G	68.05	74.00	-5.95	3	Horizontal	338	2.75	-
2437MHz	Pass	AV	4.8752G	32.60	54.00	-21.40	3	Vertical	255	1.49	-
2437MHz	Pass	AV	7.31676G	37.57	54.00	-16.43	3	Vertical	244	1.16	-
2437MHz	Pass	PK	4.87064G	45.28	74.00	-28.72	3	Vertical	255	1.49	-
2437MHz	Pass	PK	7.308G	50.30	74.00	-23.70	3	Vertical	244	1.16	-
2437MHz	Pass	AV	4.87476G	32.44	54.00	-21.56	3	Horizontal	236	2.30	-
2437MHz	Pass	AV	7.3122G	37.47	54.00	-16.53	3	Horizontal	178	2.62	-
2437MHz	Pass	PK	4.8766G	45.75	74.00	-28.25	3	Horizontal	236	2.30	-
2437MHz	Pass	PK	7.31932G	49.91	74.00	-24.09	3	Horizontal	178	2.62	-
2457MHz	Pass	AV	2.4576G	102.27	Inf	-Inf	3	Vertical	300	1.06	-
2457MHz	Pass	AV	2.484G	53.07	54.00	-0.93	3	Vertical	300	1.06	-
2457MHz	Pass	PK	2.456G	111.18	Inf	-Inf	3	Vertical	300	1.06	-
2457MHz	Pass	PK	2.4862G	65.52	74.00	-8.48	3	Vertical	300	1.06	-
2457MHz	Pass	AV	2.4576G	99.57	Inf	-Inf	3	Horizontal	346	2.45	-
2457MHz	Pass	AV	2.4835G	50.43	54.00	-3.57	3	Horizontal	346	2.45	-
2457MHz	Pass	PK	2.458G	109.00	Inf	-Inf	3	Horizontal	346	2.45	-
2457MHz	Pass	PK	2.4844G	62.92	74.00	-11.08	3	Horizontal	346	2.45	-
2462MHz	Pass	AV	2.4626G	101.96	Inf	-Inf	3	Vertical	267	1.03	-
2462MHz	Pass	AV	2.4835G	53.32	54.00	-0.68	3	Vertical	267	1.03	-

Mode	Result	Type	Freq (Hz)	Level (dBuV/m)	Limit (dBuV/m)	Margin (dB)	Dist (m)	Condition	Azimuth (°)	Height (m)	Comments
2462MHz	Pass	PK	2.4634G	111.29	Inf	-Inf	3	Vertical	267	1.03	-
2462MHz	Pass	PK	2.4838G	73.07	74.00	-0.93	3	Vertical	267	1.03	-
2462MHz	Pass	AV	2.4626G	98.53	Inf	-Inf	3	Horizontal	348	2.45	-
2462MHz	Pass	AV	2.4835G	50.32	54.00	-3.68	3	Horizontal	348	2.45	-
2462MHz	Pass	PK	2.4608G	107.46	Inf	-Inf	3	Horizontal	348	2.45	-
2462MHz	Pass	PK	2.4842G	64.71	74.00	-9.29	3	Horizontal	348	2.45	-
2462MHz	Pass	AV	4.92328G	32.07	54.00	-21.93	3	Vertical	86	2.13	-
2462MHz	Pass	AV	7.38696G	37.14	54.00	-16.86	3	Vertical	311	2.67	-
2462MHz	Pass	PK	4.915G	44.77	74.00	-29.23	3	Vertical	86	2.13	-
2462MHz	Pass	PK	7.381G	49.68	74.00	-24.32	3	Vertical	311	2.67	-
2462MHz	Pass	AV	4.91716G	31.87	54.00	-22.13	3	Horizontal	158	2.62	-
2462MHz	Pass	AV	7.38752G	37.22	54.00	-16.78	3	Horizontal	10	2.29	-
2462MHz	Pass	PK	4.92532G	44.52	74.00	-29.48	3	Horizontal	158	2.62	-
2462MHz	Pass	PK	7.3954G	49.98	74.00	-24.02	3	Horizontal	10	2.29	-

802.11b_Nss1,(1Mbps)_1TX

2412MHz_TX

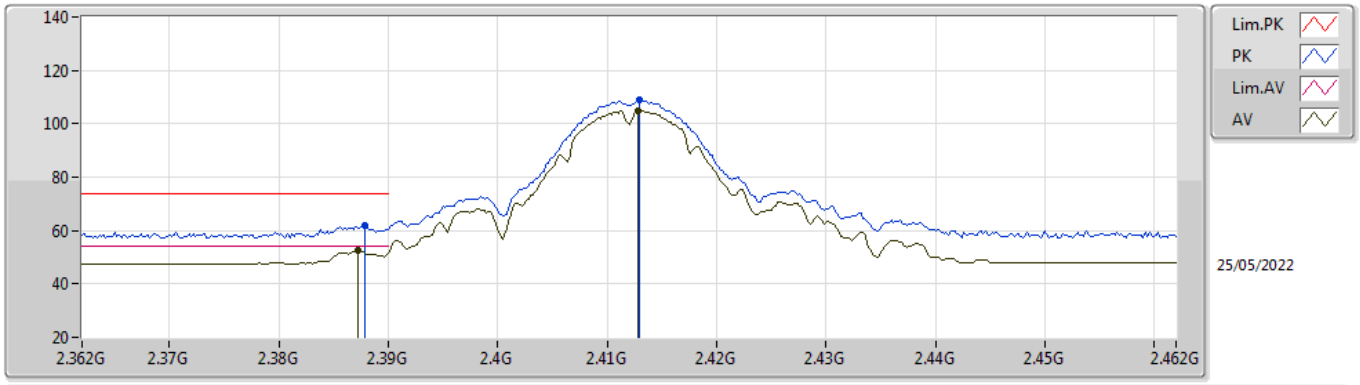

Type	Freq	Level	Limit	Margin	Factor	Dist	Condition	Azimuth	Height	Comment	Raw	AF	CL	PA
	(Hz)	(dBuV/m)	(dBuV/m)	(dB)	(dB)	(m)		(°)	(m)		(dBuV)	(dB)	(dB)	(dB)
AV	2.3872G	52.71	54.00	-1.29	35.55	3	Vertical	258	1.22	-	17.16	27.27	8.28	-
AV	2.4128G	104.68	Inf	-Inf	35.65	3	Vertical	258	1.22	-	69.03	27.35	8.30	-
PK	2.3878G	61.71	74.00	-12.29	35.56	3	Vertical	258	1.22	-	26.15	27.28	8.28	-
PK	2.413G	108.78	Inf	-Inf	35.65	3	Vertical	258	1.22	-	73.13	27.35	8.30	-

802.11b_Nss1,(1Mbps)_1TX

2412MHz_TX

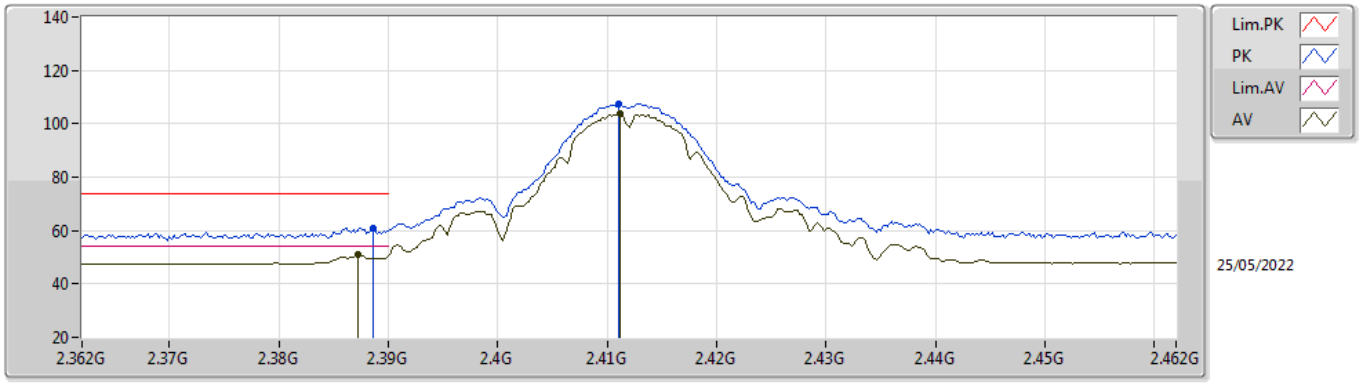

Type	Freq	Level	Limit	Margin	Factor	Dist	Condition	Azimuth	Height	Comment	Raw	AF	CL	PA
	(Hz)	(dBuV/m)	(dBuV/m)	(dB)	(dB)	(m)		(°)	(m)		(dBuV)	(dB)	(dB)	(dB)
AV	2.3872G	50.81	54.00	-3.19	35.55	3	Horizontal	348	2.79	-	15.26	27.27	8.28	-
AV	2.4112G	103.68	Inf	-Inf	35.64	3	Horizontal	348	2.79	-	68.04	27.34	8.30	-
PK	2.3886G	60.75	74.00	-13.25	35.56	3	Horizontal	348	2.79	-	25.19	27.28	8.28	-
PK	2.411G	107.64	Inf	-Inf	35.64	3	Horizontal	348	2.79	-	72.00	27.34	8.30	-

802.11b_Nss1,(1Mbps)_1TX

2412MHz_TX

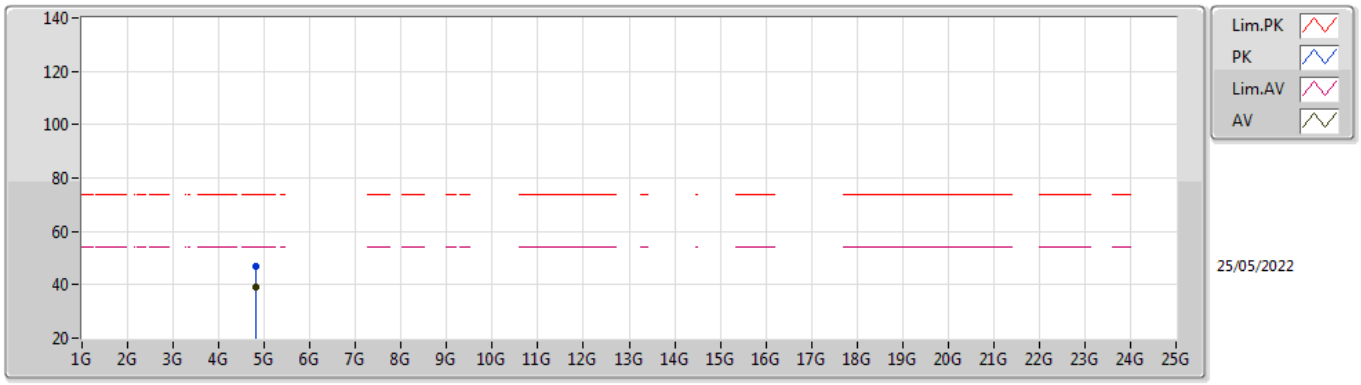

Type	Freq	Level	Limit	Margin	Factor	Dist	Condition	Azimuth	Height	Comment	Raw	AF	CL	PA
	(Hz)	(dBuV/m)	(dBuV/m)	(dB)	(dB)	(m)		(°)	(m)		(dBuV)	(dB)	(dB)	(dB)
AV	4.82404G	39.04	54.00	-14.96	8.05	3	Vertical	264	1.35	-	30.99	32.55	9.68	34.18
PK	4.82404G	46.86	74.00	-27.14	8.05	3	Vertical	264	1.35	-	38.81	32.55	9.68	34.18

802.11b_Nss1,(1Mbps)_1TX

2412MHz_TX

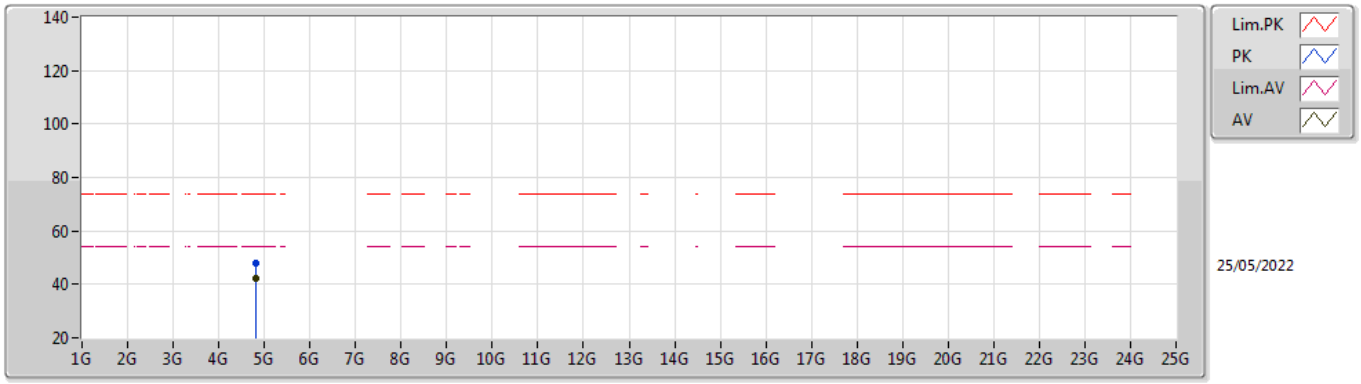

Type	Freq	Level	Limit	Margin	Factor	Dist	Condition	Azimuth	Height	Comment	Raw	AF	CL	PA
	(Hz)	(dBuV/m)	(dBuV/m)	(dB)	(dB)	(m)		(°)	(m)		(dBuV)	(dB)	(dB)	(dB)
AV	4.82396G	42.10	54.00	-11.90	8.05	3	Horizontal	308	1.01	-	34.05	32.55	9.68	34.18
PK	4.82384G	48.05	74.00	-25.95	8.05	3	Horizontal	308	1.01	-	40.00	32.55	9.68	34.18

802.11b_Nss1,(1Mbps)_1TX

2417MHz_TX

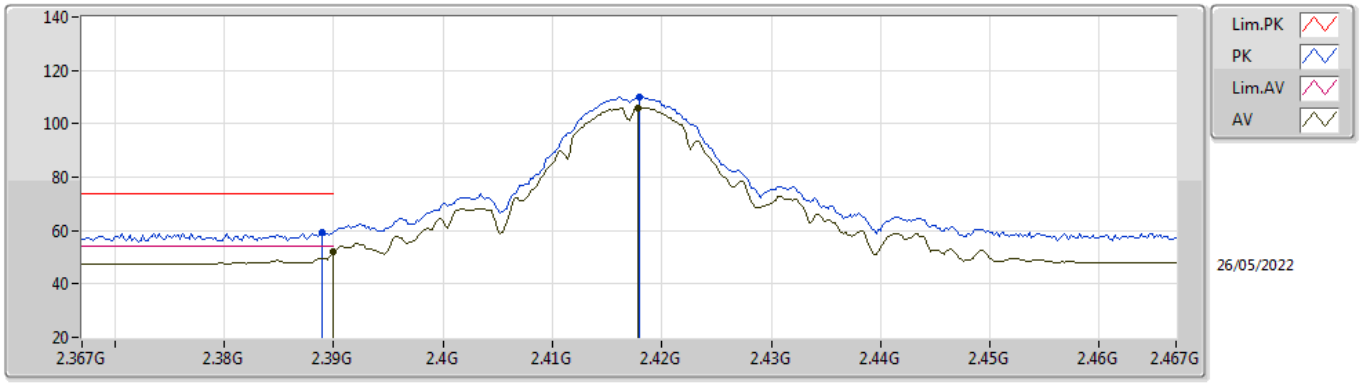

Type	Freq	Level	Limit	Margin	Factor	Dist	Condition	Azimuth	Height	Comment	Raw	AF	CL	PA
	(Hz)	(dBuV/m)	(dBuV/m)	(dB)	(dB)	(m)		(°)	(m)		(dBuV)	(dB)	(dB)	(dB)
AV	2.39G	51.98	54.00	-2.02	35.56	3	Vertical	300	1.06	-	16.42	27.28	8.28	-
AV	2.4178G	106.07	Inf	-Inf	35.67	3	Vertical	300	1.06	-	70.40	27.37	8.30	-
PK	2.389G	59.34	74.00	-14.66	35.56	3	Vertical	300	1.06	-	23.78	27.28	8.28	-
PK	2.418G	110.13	Inf	-Inf	35.67	3	Vertical	300	1.06	-	74.46	27.37	8.30	-

802.11b_Nss1,(1Mbps)_1TX

2417MHz_TX

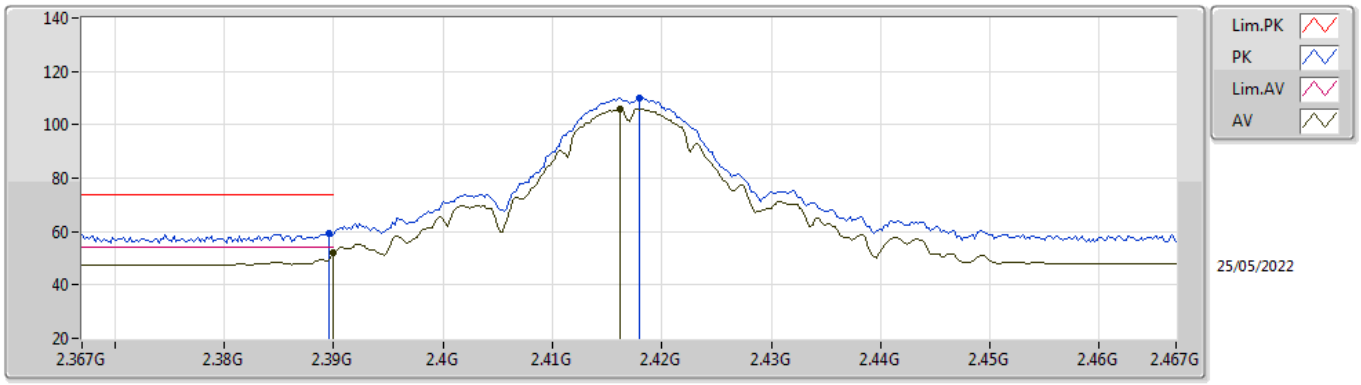

Type	Freq	Level	Limit	Margin	Factor	Dist	Condition	Azimuth	Height	Comment	Raw	AF	CL	PA
	(Hz)	(dBuV/m)	(dBuV/m)	(dB)	(dB)	(m)		(°)	(m)		(dBuV)	(dB)	(dB)	(dB)
AV	2.39G	51.96	54.00	-2.04	35.56	3	Horizontal	348	2.81	-	16.40	27.28	8.28	-
AV	2.4162G	106.01	Inf	-Inf	35.66	3	Horizontal	348	2.81	-	70.35	27.36	8.30	-
PK	2.3896G	59.30	74.00	-14.70	35.56	3	Horizontal	348	2.81	-	23.74	27.28	8.28	-
PK	2.418G	109.95	Inf	-Inf	35.67	3	Horizontal	348	2.81	-	74.28	27.37	8.30	-

802.11b_Nss1,(1Mbps)_1TX

2437MHz_TX

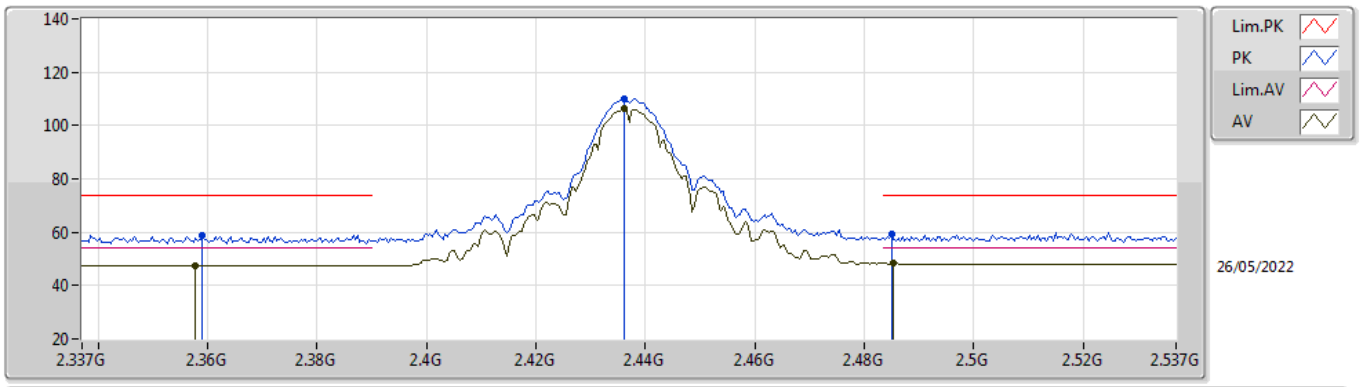

Type	Freq	Level	Limit	Margin	Factor	Dist	Condition	Azimuth	Height	Comment	Raw	AF	CL	PA
	(Hz)	(dBuV/m)	(dBuV/m)	(dB)	(dB)	(m)		(°)	(m)		(dBuV)	(dB)	(dB)	(dB)
AV	2.3578G	47.52	54.00	-6.48	35.48	3	Vertical	278	1.14	-	12.04	27.22	8.26	-
AV	2.4362G	106.15	Inf	-Inf	35.75	3	Vertical	278	1.14	-	70.40	27.44	8.31	-
AV	2.4854G	48.35	54.00	-5.65	36.06	3	Vertical	278	1.14	-	12.29	27.71	8.35	-
PK	2.359G	59.00	74.00	-15.00	35.48	3	Vertical	278	1.14	-	23.52	27.22	8.26	-
PK	2.4362G	110.03	Inf	-Inf	35.75	3	Vertical	278	1.14	-	74.28	27.44	8.31	-
PK	2.485G	59.24	74.00	-14.76	36.06	3	Vertical	278	1.14	-	23.18	27.71	8.35	-

802.11b_Nss1,(1Mbps)_1TX

2437MHz_TX

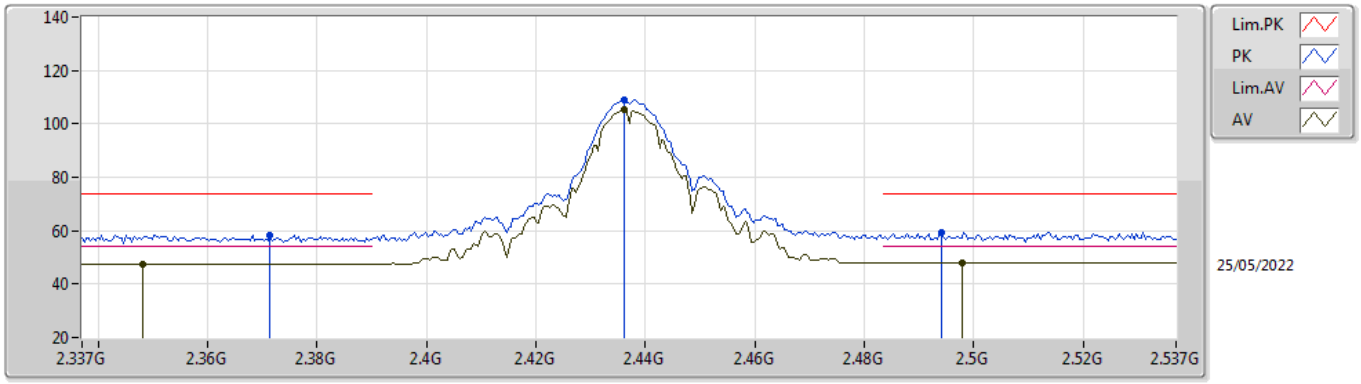

Type	Freq	Level	Limit	Margin	Factor	Dist	Condition	Azimuth	Height	Comment	Raw	AF	CL	PA
	(Hz)	(dBuV/m)	(dBuV/m)	(dB)	(dB)	(m)		(°)	(m)		(dBuV)	(dB)	(dB)	(dB)
AV	2.3482G	47.47	54.00	-6.53	35.44	3	Horizontal	346	2.49	-	12.03	27.19	8.25	-
AV	2.4362G	105.15	Inf	-Inf	35.75	3	Horizontal	346	2.49	-	69.40	27.44	8.31	-
AV	2.4978G	48.02	54.00	-5.98	36.14	3	Horizontal	346	2.49	-	11.88	27.79	8.35	-
PK	2.3714G	58.34	74.00	-15.66	35.51	3	Horizontal	346	2.49	-	22.83	27.24	8.27	-
PK	2.4362G	109.00	Inf	-Inf	35.75	3	Horizontal	346	2.49	-	73.25	27.44	8.31	-
PK	2.4942G	59.16	74.00	-14.84	36.12	3	Horizontal	346	2.49	-	23.04	27.77	8.35	-

802.11b_Nss1,(1Mbps)_1TX

2437MHz_TX

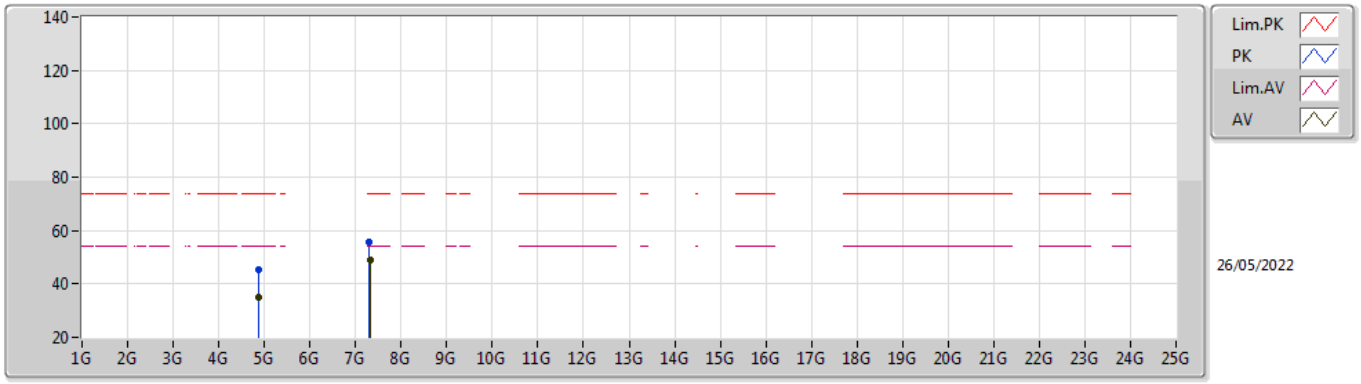

Type	Freq	Level	Limit	Margin	Factor	Dist	Condition	Azimuth	Height	Comment	Raw	AF	CL	PA
	(Hz)	(dBuV/m)	(dBuV/m)	(dB)	(dB)	(m)		(°)	(m)		(dBuV)	(dB)	(dB)	(dB)
AV	4.87696G	34.87	54.00	-19.13	8.19	3	Vertical	82	1.24	-	26.68	32.65	9.70	34.16
AV	7.31028G	48.87	54.00	-5.13	13.44	3	Vertical	108	1.20	-	35.43	36.62	11.32	34.50
PK	4.87088G	45.50	74.00	-28.50	8.18	3	Vertical	82	1.24	-	37.32	32.64	9.70	34.16
PK	7.31008G	55.81	74.00	-18.19	13.44	3	Vertical	108	1.20	-	42.37	36.62	11.32	34.50

802.11b_Nss1,(1Mbps)_1TX

2437MHz_TX

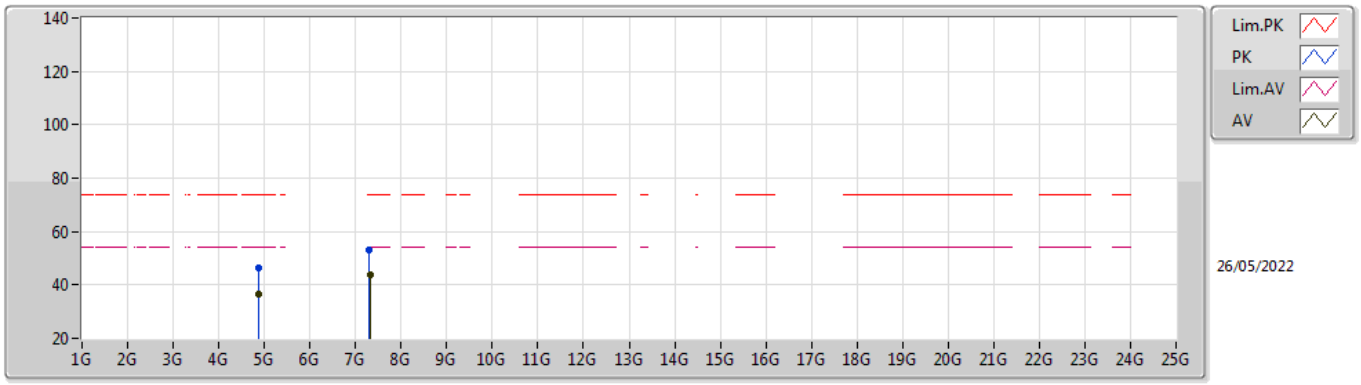

Type	Freq	Level	Limit	Margin	Factor	Dist	Condition	Azimuth	Height	Comment	Raw	AF	CL	PA
	(Hz)	(dBuV/m)	(dBuV/m)	(dB)	(dB)	(m)		(°)	(m)		(dBuV)	(dB)	(dB)	(dB)
AV	4.87696G	36.73	54.00	-17.27	8.19	3	Horizontal	323	1.04	-	28.54	32.65	9.70	34.16
AV	7.31024G	43.68	54.00	-10.32	13.44	3	Horizontal	349	1.03	-	30.24	36.62	11.32	34.50
PK	4.87688G	46.40	74.00	-27.60	8.19	3	Horizontal	323	1.04	-	38.21	32.65	9.70	34.16
PK	7.30944G	52.88	74.00	-21.12	13.44	3	Horizontal	349	1.03	-	39.44	36.62	11.32	34.50

802.11b_Nss1,(1Mbps)_1TX

2457MHz_TX

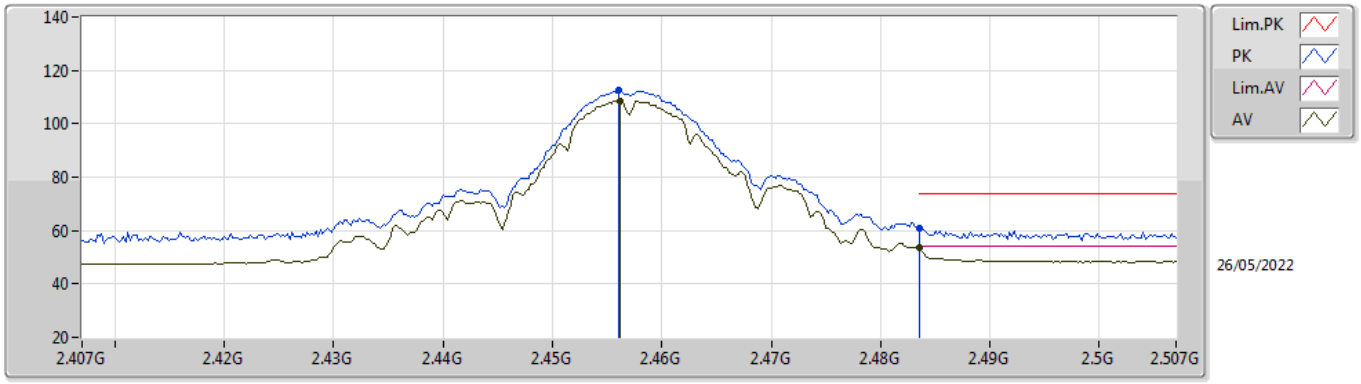

Type	Freq	Level	Limit	Margin	Factor	Dist	Condition	Azimuth	Height	Comment	Raw	AF	CL	PA
	(Hz)	(dBuV/m)	(dBuV/m)	(dB)	(dB)	(m)		(°)	(m)		(dBuV)	(dB)	(dB)	(dB)
AV	2.4562G	108.53	Inf	-Inf	35.87	3	Vertical	269	1.05	-	72.66	27.54	8.33	-
AV	2.4835G	53.62	54.00	-0.38	36.04	3	Vertical	269	1.05	-	17.58	27.70	8.34	-
PK	2.456G	112.35	Inf	-Inf	35.87	3	Vertical	269	1.05	-	76.48	27.54	8.33	-
PK	2.4835G	60.83	74.00	-13.17	36.04	3	Vertical	269	1.05	-	24.79	27.70	8.34	-

802.11b_Nss1,(1Mbps)_1TX

2457MHz_TX

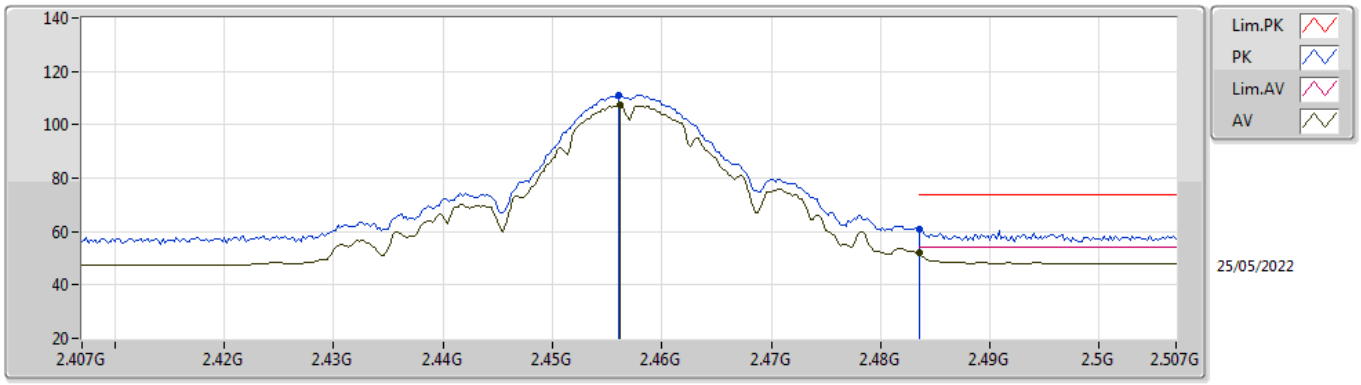

Type	Freq	Level	Limit	Margin	Factor	Dist	Condition	Azimuth	Height	Comment	Raw	AF	CL	PA
	(Hz)	(dBuV/m)	(dBuV/m)	(dB)	(dB)	(m)		(°)	(m)		(dBuV)	(dB)	(dB)	(dB)
AV	2.4562G	107.26	Inf	-Inf	35.87	3	Horizontal	347	2.44	-	71.39	27.54	8.33	-
AV	2.4835G	51.91	54.00	-2.09	36.04	3	Horizontal	347	2.44	-	15.87	27.70	8.34	-
PK	2.456G	111.13	Inf	-Inf	35.87	3	Horizontal	347	2.44	-	75.26	27.54	8.33	-
PK	2.4836G	60.65	74.00	-13.35	36.04	3	Horizontal	347	2.44	-	24.61	27.70	8.34	-

802.11b_Nss1,(1Mbps)_1TX

2462MHz_TX

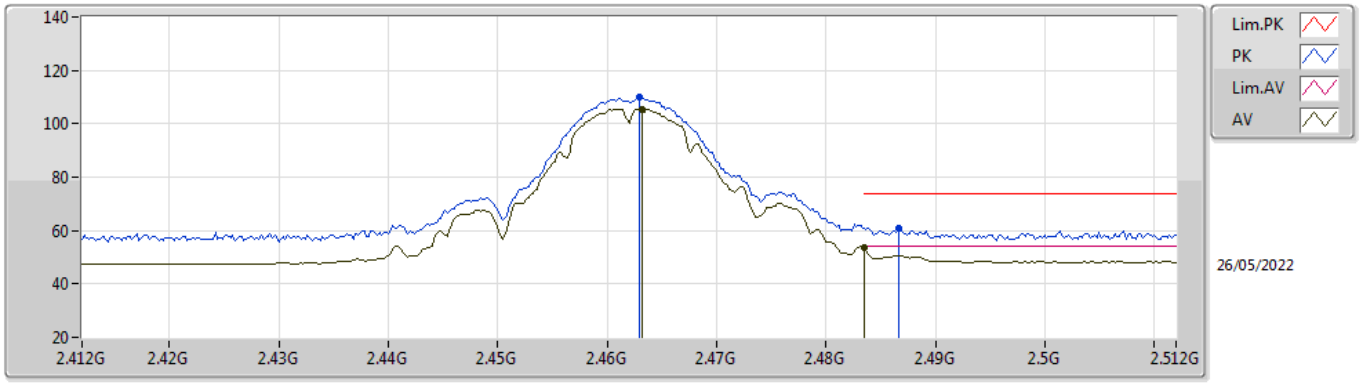

Type	Freq	Level	Limit	Margin	Factor	Dist	Condition	Azimuth	Height	Comment	Raw	AF	CL	PA
	(Hz)	(dBuV/m)	(dBuV/m)	(dB)	(dB)	(m)		(°)	(m)		(dBuV)	(dB)	(dB)	(dB)
AV	2.4632G	105.59	Inf	-Inf	35.91	3	Vertical	268	1.04	-	69.68	27.58	8.33	-
AV	2.4835G	53.81	54.00	-0.19	36.04	3	Vertical	268	1.04	-	17.77	27.70	8.34	-
PK	2.463G	109.80	Inf	-Inf	35.91	3	Vertical	268	1.04	-	73.89	27.58	8.33	-
PK	2.4866G	61.02	74.00	-12.98	36.07	3	Vertical	268	1.04	-	24.95	27.72	8.35	-

802.11b_Nss1,(1Mbps)_1TX

2462MHz_TX

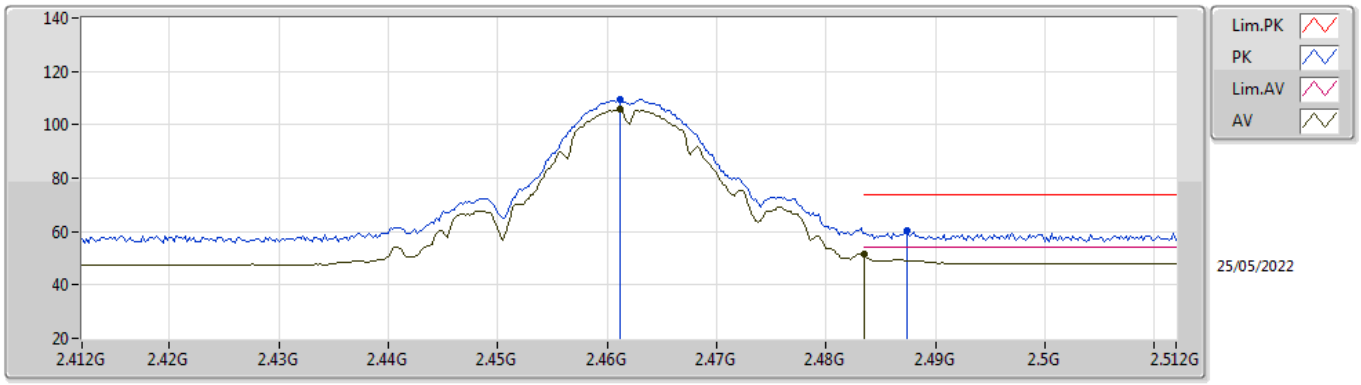

Type	Freq	Level	Limit	Margin	Factor	Dist	Condition	Azimuth	Height	Comment	Raw	AF	CL	PA
	(Hz)	(dBuV/m)	(dBuV/m)	(dB)	(dB)	(m)		(°)	(m)		(dBuV)	(dB)	(dB)	(dB)
AV	2.4612G	105.67	Inf	-Inf	35.90	3	Horizontal	347	2.44	-	69.77	27.57	8.33	-
AV	2.4835G	51.64	54.00	-2.36	36.04	3	Horizontal	347	2.44	-	15.60	27.70	8.34	-
PK	2.4612G	109.45	Inf	-Inf	35.90	3	Horizontal	347	2.44	-	73.55	27.57	8.33	-
PK	2.4874G	60.09	74.00	-13.91	36.07	3	Horizontal	347	2.44	-	24.02	27.72	8.35	-

802.11b_Nss1,(1Mbps)_1TX

2462MHz_TX

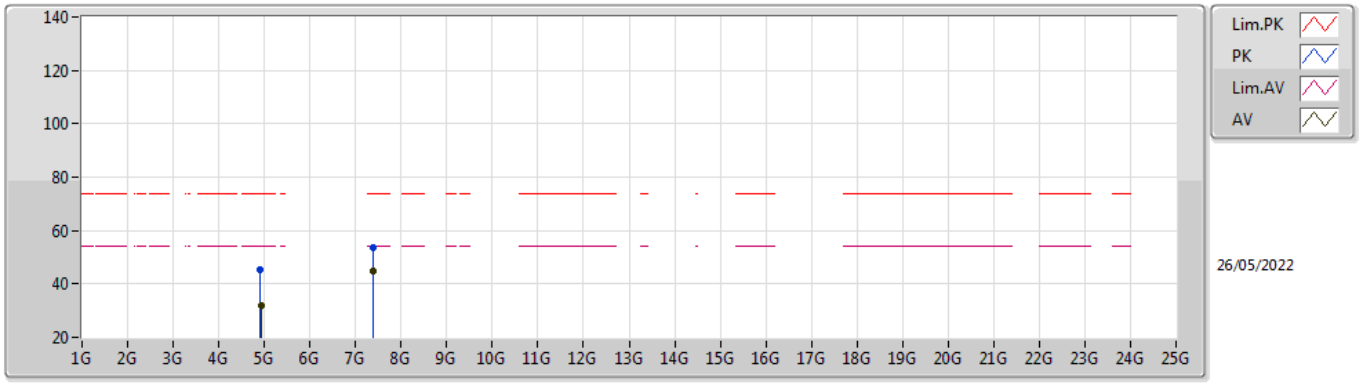

Type	Freq	Level	Limit	Margin	Factor	Dist	Condition	Azimuth	Height	Comment	Raw	AF	CL	PA
	(Hz)	(dBuV/m)	(dBuV/m)	(dB)	(dB)	(m)		(°)	(m)		(dBuV)	(dB)	(dB)	(dB)
AV	4.92388G	32.10	54.00	-21.90	8.38	3	Vertical	101	1.00	-	23.72	32.80	9.72	34.14
AV	7.3852G	44.72	54.00	-9.28	13.34	3	Vertical	102	1.36	-	31.38	36.49	11.34	34.49
PK	4.91362G	45.28	74.00	-28.72	8.33	3	Vertical	101	1.00	-	36.95	32.75	9.72	34.14
PK	7.3865G	53.62	74.00	-20.38	13.33	3	Vertical	102	1.36	-	40.29	36.48	11.34	34.49

802.11b_Nss1,(1Mbps)_1TX

2462MHz_TX

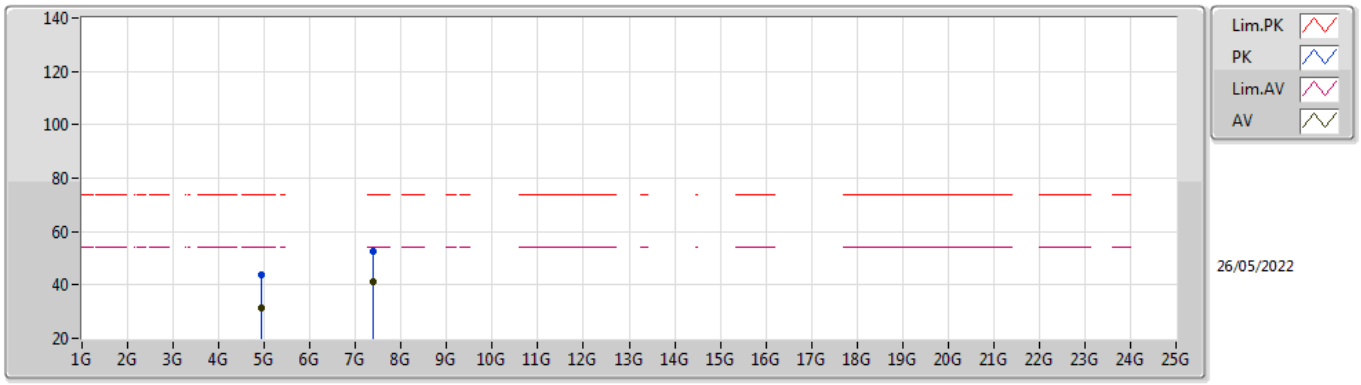

Type	Freq	Level	Limit	Margin	Factor	Dist	Condition	Azimuth	Height	Comment	Raw	AF	CL	PA
	(Hz)	(dBuV/m)	(dBuV/m)	(dB)	(dB)	(m)		(°)	(m)		(dBuV)	(dB)	(dB)	(dB)
AV	4.924G	31.60	54.00	-22.40	8.38	3	Horizontal	199	2.20	-	23.22	32.80	9.72	34.14
AV	7.3852G	41.41	54.00	-12.59	13.34	3	Horizontal	351	1.18	-	28.07	36.49	11.34	34.49
PK	4.93834G	44.02	74.00	-29.98	8.45	3	Horizontal	199	2.20	-	35.57	32.85	9.73	34.13
PK	7.3849G	52.57	74.00	-21.43	13.34	3	Horizontal	351	1.18	-	39.23	36.49	11.34	34.49

802.11g_Nss1,(6Mbps)_1TX

2412MHz_TX

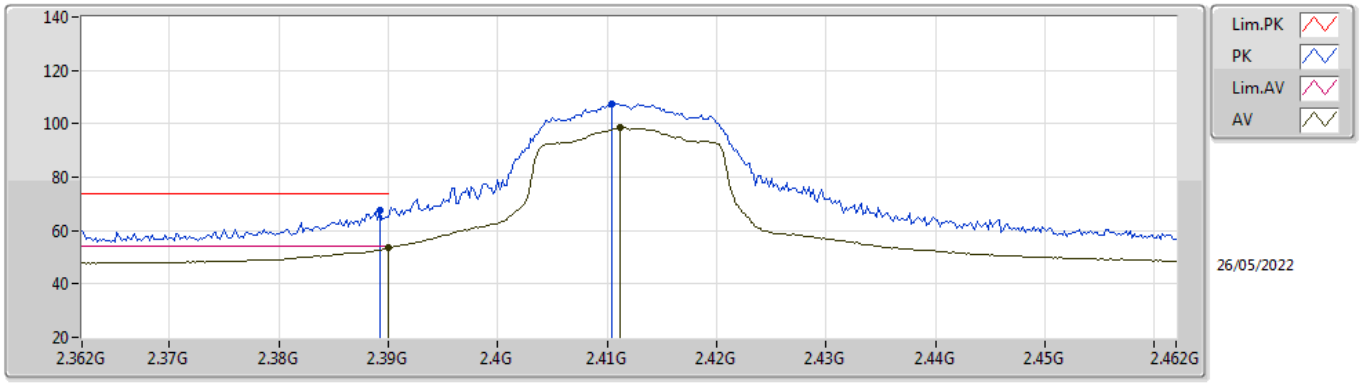

Type	Freq	Level	Limit	Margin	Factor	Dist	Condition	Azimuth	Height	Comment	Raw	AF	CL	PA
	(Hz)	(dBuV/m)	(dBuV/m)	(dB)	(dB)	(m)		(°)	(m)		(dBuV)	(dB)	(dB)	(dB)
AV	2.39G	53.52	54.00	-0.48	35.56	3	Vertical	269	1.00	-	17.96	27.28	8.28	-
AV	2.4112G	98.81	Inf	-Inf	35.64	3	Vertical	269	1.00	-	63.17	27.34	8.30	-
PK	2.3892G	67.37	74.00	-6.63	35.56	3	Vertical	269	1.00	-	31.81	27.28	8.28	-
PK	2.4104G	107.67	Inf	-Inf	35.64	3	Vertical	269	1.00	-	72.03	27.34	8.30	-

802.11g_Nss1,(6Mbps)_1TX

2412MHz_TX

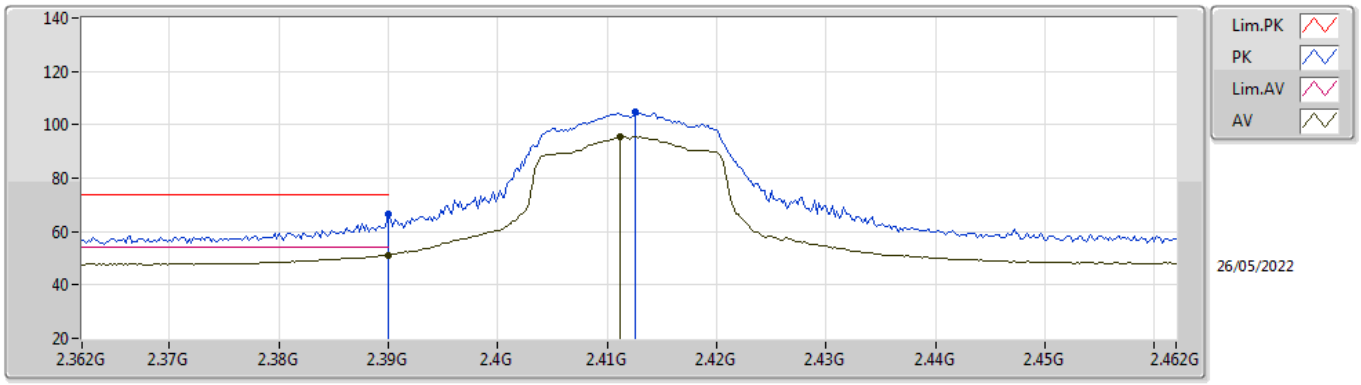

Type	Freq	Level	Limit	Margin	Factor	Dist	Condition	Azimuth	Height	Comment	Raw	AF	CL	PA
	(Hz)	(dBuV/m)	(dBuV/m)	(dB)	(dB)	(m)		(°)	(m)		(dBuV)	(dB)	(dB)	(dB)
AV	2.39G	51.28	54.00	-2.72	35.56	3	Horizontal	21	2.24	-	15.72	27.28	8.28	-
AV	2.4112G	95.60	Inf	-Inf	35.64	3	Horizontal	21	2.24	-	59.96	27.34	8.30	-
PK	2.39G	66.30	74.00	-7.70	35.56	3	Horizontal	21	2.24	-	30.74	27.28	8.28	-
PK	2.4126G	104.86	Inf	-Inf	35.65	3	Horizontal	21	2.24	-	69.21	27.35	8.30	-

802.11g_Nss1,(6Mbps)_1TX

2412MHz_TX

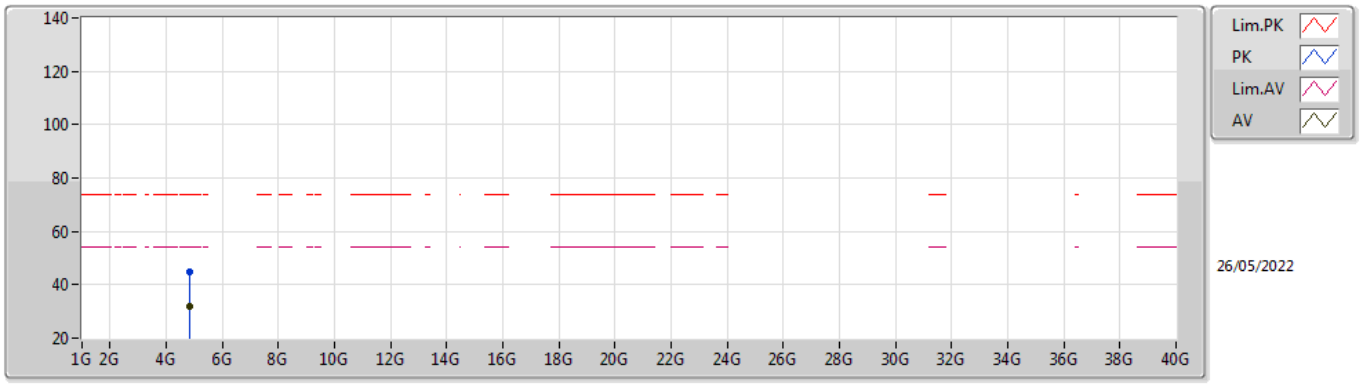

Type	Freq	Level	Limit	Margin	Factor	Dist	Condition	Azimuth	Height	Comment	Raw	AF	CL	PA
	(Hz)	(dBuV/m)	(dBuV/m)	(dB)	(dB)	(m)		(°)	(m)		(dBuV)	(dB)	(dB)	(dB)
AV	4.8159G	31.86	54.00	-22.14	8.02	3	Vertical	165	1.16	-	23.84	32.53	9.68	34.19
PK	4.8147G	45.04	74.00	-28.96	8.02	3	Vertical	165	1.16	-	37.02	32.53	9.68	34.19

802.11g_Nss1,(6Mbps)_1TX

2412MHz_TX

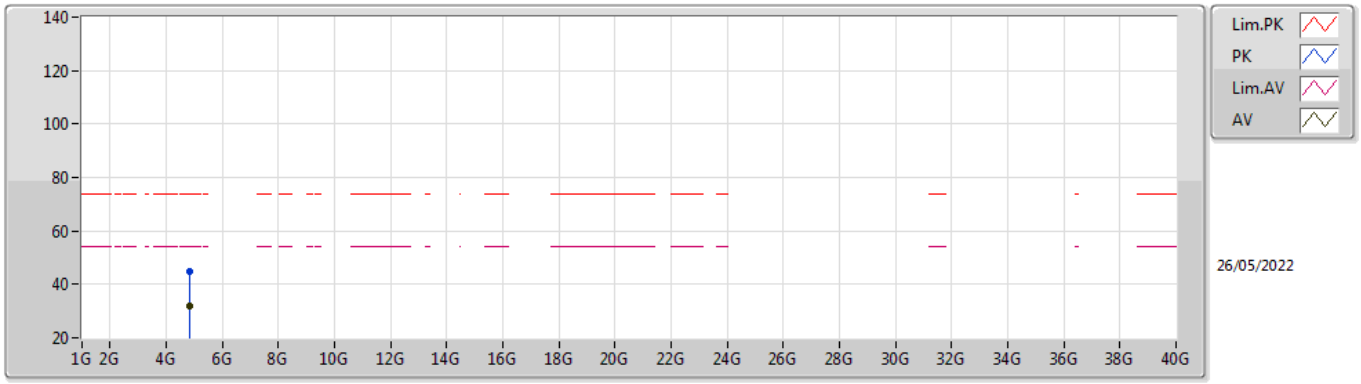

Type	Freq	Level	Limit	Margin	Factor	Dist	Condition	Azimuth	Height	Comment	Raw	AF	CL	PA
	(Hz)	(dBuV/m)	(dBuV/m)	(dB)	(dB)	(m)		(°)	(m)		(dBuV)	(dB)	(dB)	(dB)
AV	4.81608G	31.95	54.00	-22.05	8.02	3	Horizontal	19	1.14	-	23.93	32.53	9.68	34.19
PK	4.83672G	44.78	74.00	-29.22	8.07	3	Horizontal	19	1.14	-	36.71	32.57	9.68	34.18

802.11g_Nss1,(6Mbps)_1TX

2417MHz_TX

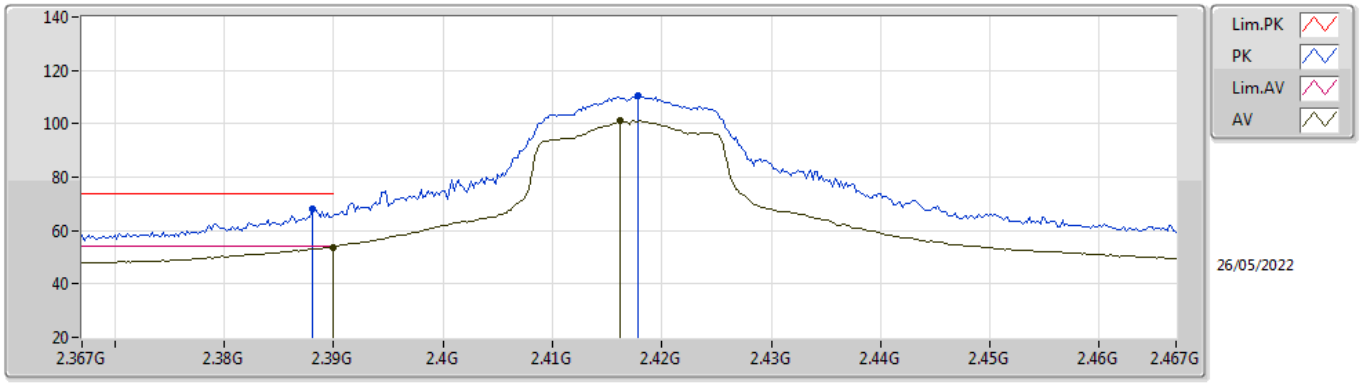

Type	Freq	Level	Limit	Margin	Factor	Dist	Condition	Azimuth	Height	Comment	Raw	AF	CL	PA
	(Hz)	(dBuV/m)	(dBuV/m)	(dB)	(dB)	(m)		(°)	(m)		(dBuV)	(dB)	(dB)	(dB)
AV	2.39G	53.81	54.00	-0.19	35.56	3	Vertical	265	1.42	-	18.25	27.28	8.28	-
AV	2.4162G	101.09	Inf	-Inf	35.66	3	Vertical	265	1.42	-	65.43	27.36	8.30	-
PK	2.388G	67.85	74.00	-6.15	35.56	3	Vertical	265	1.42	-	32.29	27.28	8.28	-
PK	2.4178G	110.39	Inf	-Inf	35.67	3	Vertical	265	1.42	-	74.72	27.37	8.30	-

802.11g_Nss1,(6Mbps)_1TX

2417MHz_TX

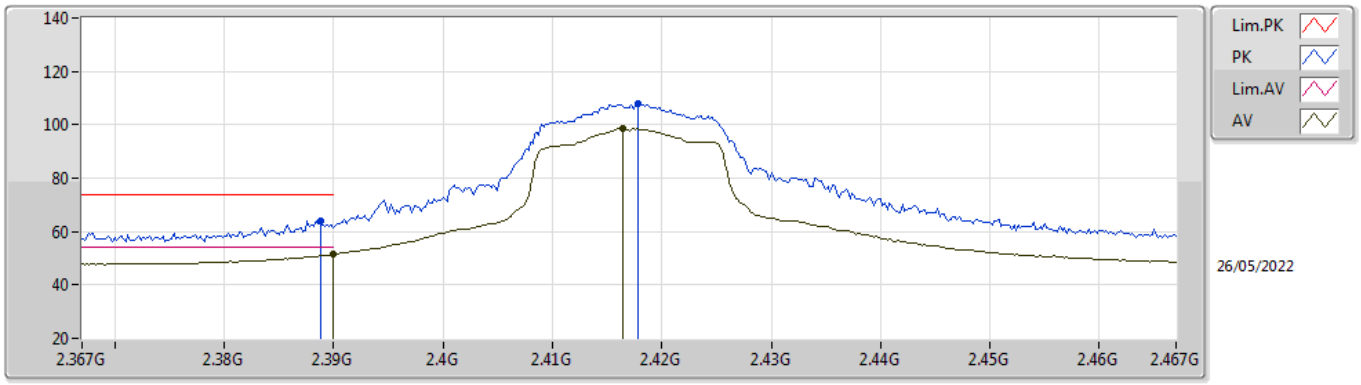

Type	Freq	Level	Limit	Margin	Factor	Dist	Condition	Azimuth	Height	Comment	Raw	AF	CL	PA
	(Hz)	(dBuV/m)	(dBuV/m)	(dB)	(dB)	(m)		(°)	(m)		(dBuV)	(dB)	(dB)	(dB)
AV	2.39G	51.30	54.00	-2.70	35.56	3	Horizontal	191	2.79	-	15.74	27.28	8.28	-
AV	2.4164G	98.62	Inf	-Inf	35.67	3	Horizontal	191	2.79	-	62.95	27.37	8.30	-
PK	2.3888G	64.02	74.00	-9.98	35.56	3	Horizontal	191	2.79	-	28.46	27.28	8.28	-
PK	2.4178G	107.90	Inf	-Inf	35.67	3	Horizontal	191	2.79	-	72.23	27.37	8.30	-

802.11g_Nss1,(6Mbps)_1TX

2437MHz_TX

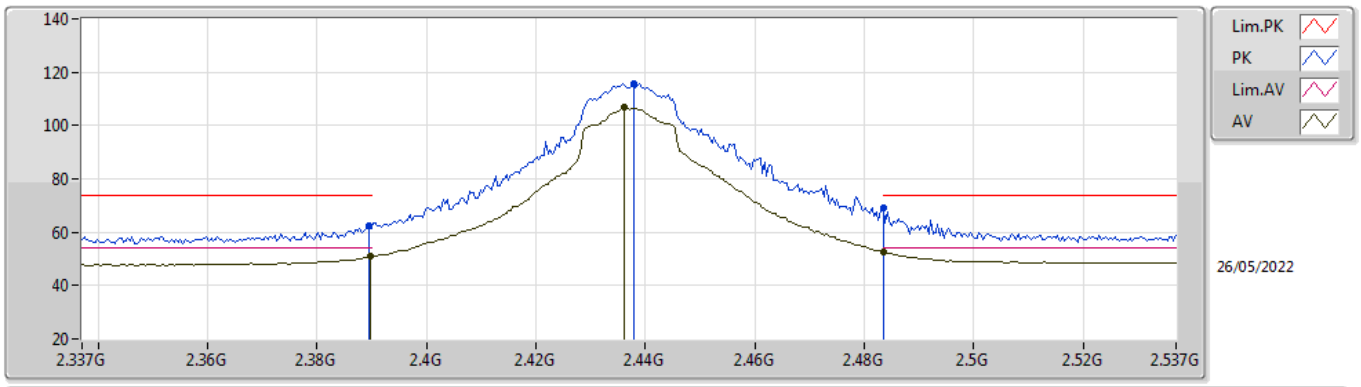

Type	Freq	Level	Limit	Margin	Factor	Dist	Condition	Azimuth	Height	Comment	Raw	AF	CL	PA
	(Hz)	(dBuV/m)	(dBuV/m)	(dB)	(dB)	(m)		(°)	(m)		(dBuV)	(dB)	(dB)	(dB)
AV	2.3898G	50.89	54.00	-3.11	35.56	3	Vertical	301	1.16	-	15.33	27.28	8.28	-
AV	2.4362G	106.88	Inf	-Inf	35.75	3	Vertical	301	1.16	-	71.13	27.44	8.31	-
AV	2.4835G	52.70	54.00	-1.30	36.04	3	Vertical	301	1.16	-	16.66	27.70	8.34	-
PK	2.3894G	62.18	74.00	-11.82	35.56	3	Vertical	301	1.16	-	26.62	27.28	8.28	-
PK	2.4378G	115.74	Inf	-Inf	35.76	3	Vertical	301	1.16	-	79.98	27.45	8.31	-
PK	2.4835G	69.05	74.00	-4.95	36.04	3	Vertical	301	1.16	-	33.01	27.70	8.34	-

802.11g_Nss1,(6Mbps)_1TX

2437MHz_TX

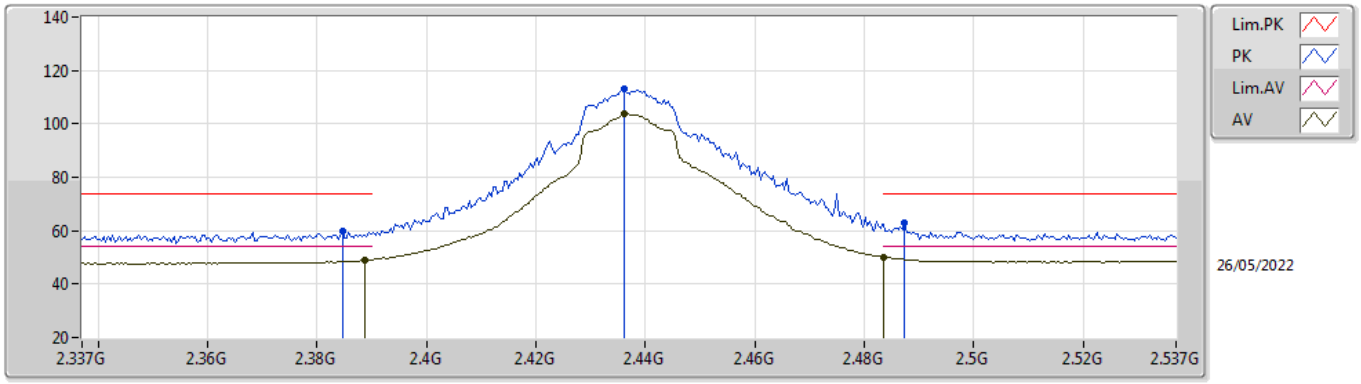

Type	Freq	Level	Limit	Margin	Factor	Dist	Condition	Azimuth	Height	Comment	Raw	AF	CL	PA
	(Hz)	(dBuV/m)	(dBuV/m)	(dB)	(dB)	(m)		(°)	(m)		(dBuV)	(dB)	(dB)	(dB)
AV	2.3886G	49.04	54.00	-4.96	35.56	3	Horizontal	337	2.74	-	13.48	27.28	8.28	-
AV	2.4362G	103.89	Inf	-Inf	35.75	3	Horizontal	337	2.74	-	68.14	27.44	8.31	-
AV	2.4835G	50.03	54.00	-3.97	36.04	3	Horizontal	337	2.74	-	13.99	27.70	8.34	-
PK	2.3846G	59.77	74.00	-14.23	35.55	3	Horizontal	337	2.74	-	24.22	27.27	8.28	-
PK	2.4362G	112.90	Inf	-Inf	35.75	3	Horizontal	337	2.74	-	77.15	27.44	8.31	-
PK	2.4874G	62.81	74.00	-11.19	36.07	3	Horizontal	337	2.74	-	26.74	27.72	8.35	-

802.11g_Nss1,(6Mbps)_1TX

2437MHz_TX

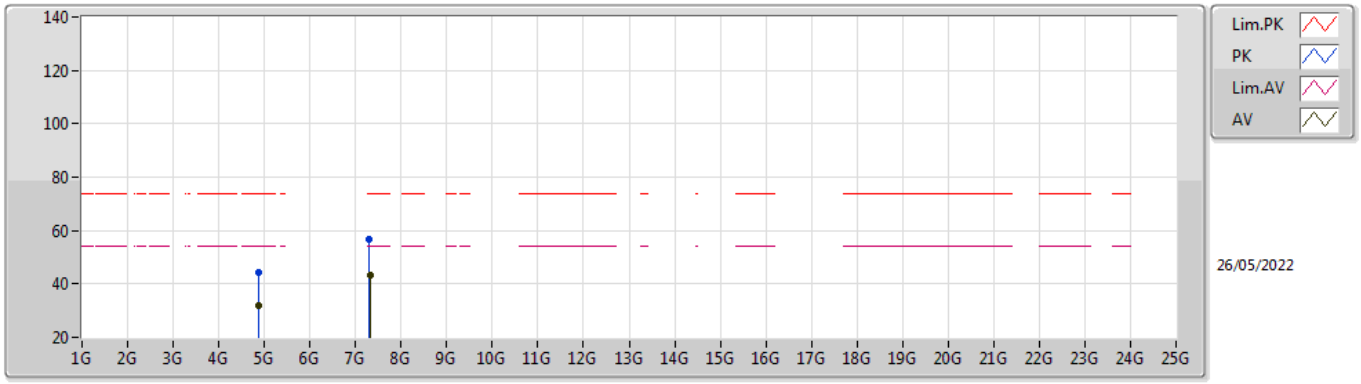

Type	Freq	Level	Limit	Margin	Factor	Dist	Condition	Azimuth	Height	Comment	Raw	AF	CL	PA
	(Hz)	(dBuV/m)	(dBuV/m)	(dB)	(dB)	(m)		(°)	(m)		(dBuV)	(dB)	(dB)	(dB)
AV	4.87874G	32.10	54.00	-21.90	8.20	3	Vertical	16	2.22	-	23.90	32.66	9.70	34.16
AV	7.31382G	43.50	54.00	-10.50	13.45	3	Vertical	170	1.26	-	30.05	36.63	11.32	34.50
PK	4.87856G	44.15	74.00	-29.85	8.20	3	Vertical	16	2.22	-	35.95	32.66	9.70	34.16
PK	7.30908G	56.51	74.00	-17.49	13.44	3	Vertical	170	1.26	-	43.07	36.62	11.32	34.50

802.11g_Nss1,(6Mbps)_1TX

2437MHz_TX

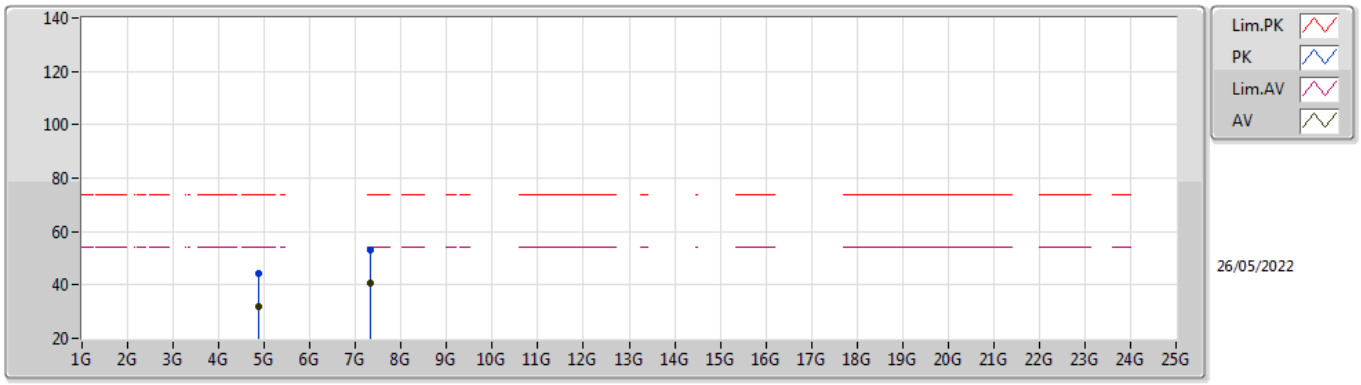

Type	Freq	Level	Limit	Margin	Factor	Dist	Condition	Azimuth	Height	Comment	Raw	AF	CL	PA
	(Hz)	(dBuV/m)	(dBuV/m)	(dB)	(dB)	(m)		(°)	(m)		(dBuV)	(dB)	(dB)	(dB)
AV	4.8884G	31.98	54.00	-22.02	8.24	3	Horizontal	303	1.82	-	23.74	32.68	9.71	34.15
AV	7.31454G	40.58	54.00	-13.42	13.45	3	Horizontal	351	1.17	-	27.13	36.63	11.32	34.50
PK	4.87292G	44.48	74.00	-29.52	8.19	3	Horizontal	303	1.82	-	36.29	32.65	9.70	34.16
PK	7.3143G	53.12	74.00	-20.88	13.45	3	Horizontal	351	1.17	-	39.67	36.63	11.32	34.50

802.11g_Nss1,(6Mbps)_1TX

2462MHz_TX

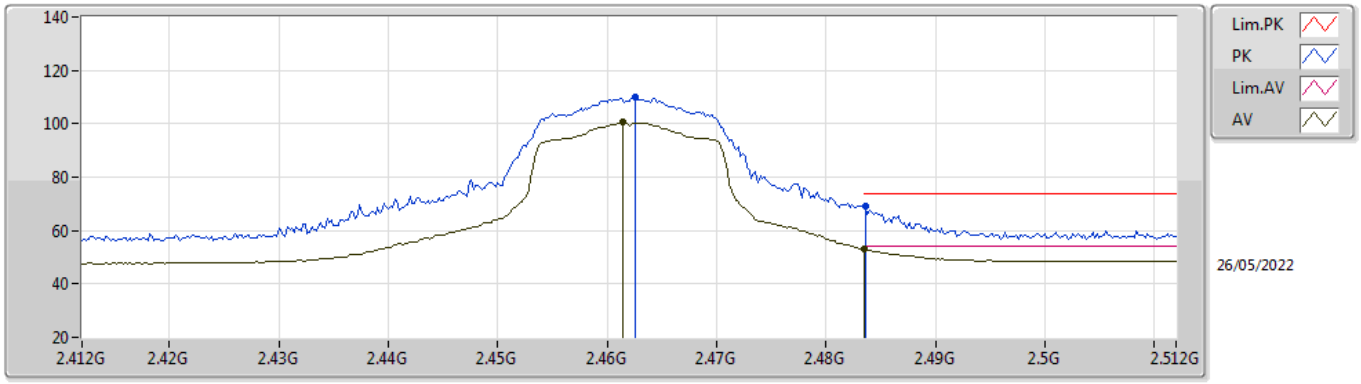

Type	Freq	Level	Limit	Margin	Factor	Dist	Condition	Azimuth	Height	Comment	Raw	AF	CL	PA
	(Hz)	(dBuV/m)	(dBuV/m)	(dB)	(dB)	(m)		(°)	(m)		(dBuV)	(dB)	(dB)	(dB)
AV	2.4614G	100.76	Inf	-Inf	35.90	3	Vertical	301	1.04	-	64.86	27.57	8.33	-
AV	2.4835G	53.22	54.00	-0.78	36.04	3	Vertical	301	1.04	-	17.18	27.70	8.34	-
PK	2.4626G	109.83	Inf	-Inf	35.91	3	Vertical	301	1.04	-	73.92	27.58	8.33	-
PK	2.4836G	68.98	74.00	-5.02	36.04	3	Vertical	301	1.04	-	32.94	27.70	8.34	-

802.11g_Nss1,(6Mbps)_1TX

2462MHz_TX

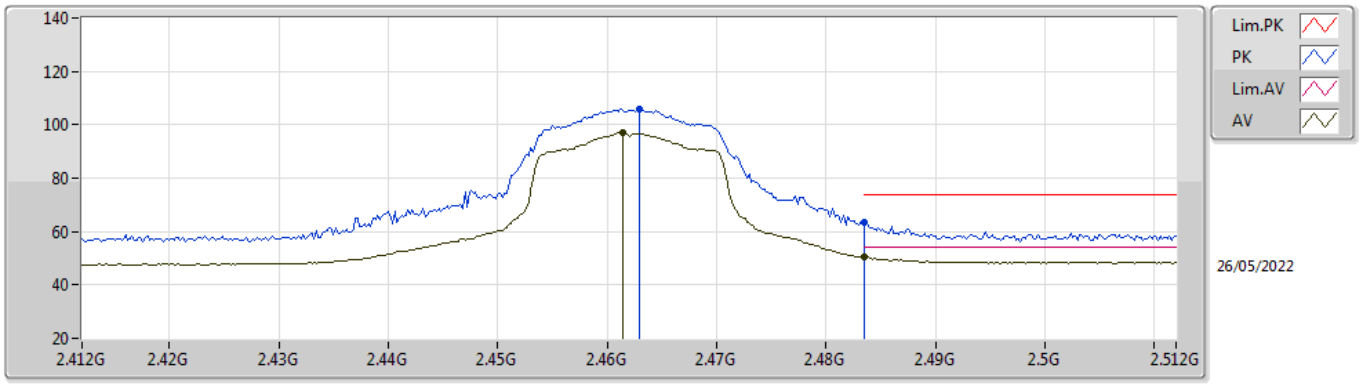

Type	Freq	Level	Limit	Margin	Factor	Dist	Condition	Azimuth	Height	Comment	Raw	AF	CL	PA
	(Hz)	(dBuV/m)	(dBuV/m)	(dB)	(dB)	(m)		(°)	(m)		(dBuV)	(dB)	(dB)	(dB)
AV	2.4614G	97.10	Inf	-Inf	35.90	3	Horizontal	198	2.46	-	61.20	27.57	8.33	-
AV	2.4835G	50.41	54.00	-3.59	36.04	3	Horizontal	198	2.46	-	14.37	27.70	8.34	-
PK	2.463G	105.94	Inf	-Inf	35.91	3	Horizontal	198	2.46	-	70.03	27.58	8.33	-
PK	2.4835G	63.33	74.00	-10.67	36.04	3	Horizontal	198	2.46	-	27.29	27.70	8.34	-

802.11g_Nss1,(6Mbps)_1TX

2462MHz_TX

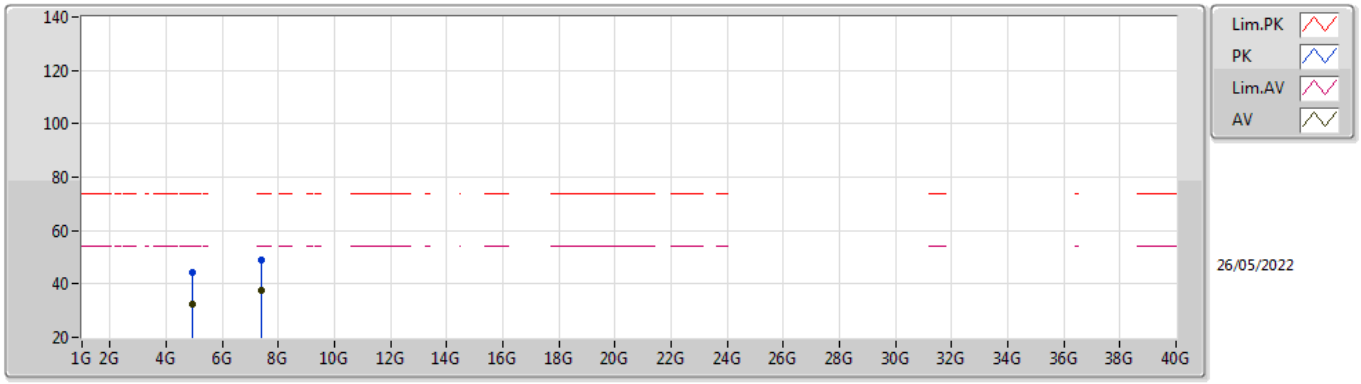

Type	Freq	Level	Limit	Margin	Factor	Dist	Condition	Azimuth	Height	Comment	Raw	AF	CL	PA
	(Hz)	(dBuV/m)	(dBuV/m)	(dB)	(dB)	(m)		(°)	(m)		(dBuV)	(dB)	(dB)	(dB)
AV	4.924G	32.22	54.00	-21.78	8.38	3	Vertical	135	1.04	-	23.84	32.80	9.72	34.14
AV	7.3992G	37.42	54.00	-16.58	13.25	3	Vertical	135	1.83	-	24.17	36.40	11.34	34.49
PK	4.9108G	44.44	74.00	-29.56	8.31	3	Vertical	135	1.04	-	36.13	32.74	9.71	34.14
PK	7.3983G	49.18	74.00	-24.82	13.26	3	Vertical	135	1.83	-	35.92	36.41	11.34	34.49

802.11g_Nss1,(6Mbps)_1TX

2462MHz_TX

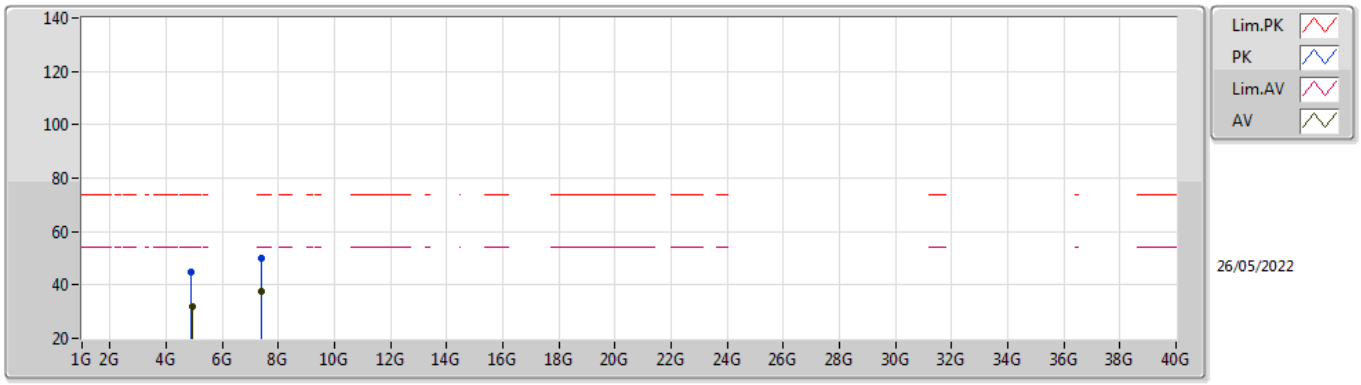

Type	Freq	Level	Limit	Margin	Factor	Dist	Condition	Azimuth	Height	Comment	Raw	AF	CL	PA
	(Hz)	(dBuV/m)	(dBuV/m)	(dB)	(dB)	(m)		(°)	(m)		(dBuV)	(dB)	(dB)	(dB)
AV	4.91422G	32.11	54.00	-21.89	8.34	3	Horizontal	135	2.39	-	23.77	32.76	9.72	34.14
AV	7.39932G	37.33	54.00	-16.67	13.25	3	Horizontal	138	1.30	-	24.08	36.40	11.34	34.49
PK	4.90912G	44.65	74.00	-29.35	8.31	3	Horizontal	135	2.39	-	36.34	32.74	9.71	34.14
PK	7.3776G	50.01	74.00	-23.99	13.38	3	Horizontal	138	1.30	-	36.63	36.53	11.34	34.49

802.11n HT20_Nss1,(MCS0)_1TX

2412MHz_TX

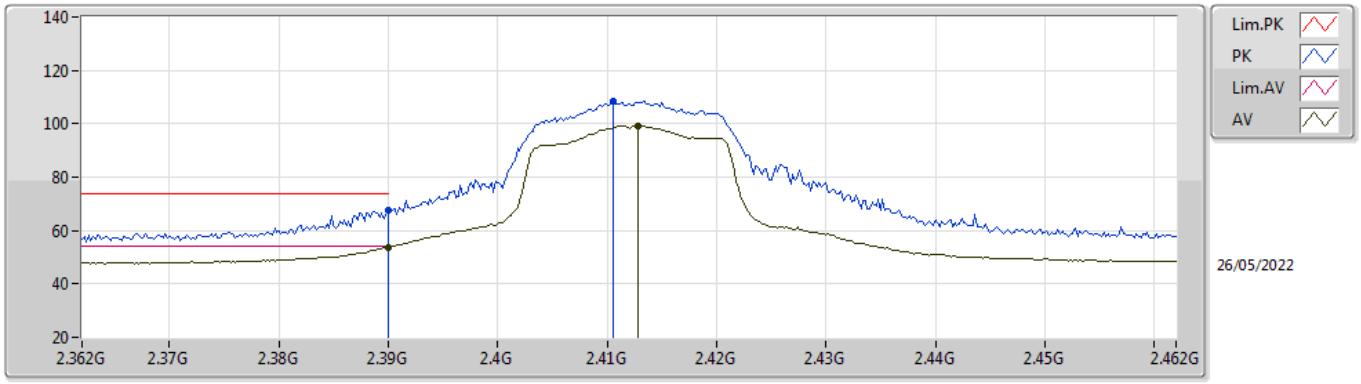

Type	Freq	Level	Limit	Margin	Factor	Dist	Condition	Azimuth	Height	Comment	Raw	AF	CL	PA
	(Hz)	(dBuV/m)	(dBuV/m)	(dB)	(dB)	(m)		(°)	(m)		(dBuV)	(dB)	(dB)	(dB)
AV	2.39G	53.79	54.00	-0.21	35.56	3	Vertical	264	1.46	-	18.23	27.28	8.28	-
AV	2.4128G	99.24	Inf	-Inf	35.65	3	Vertical	264	1.46	-	63.59	27.35	8.30	-
PK	2.39G	67.62	74.00	-6.38	35.56	3	Vertical	264	1.46	-	32.06	27.28	8.28	-
PK	2.4106G	108.70	Inf	-Inf	35.64	3	Vertical	264	1.46	-	73.06	27.34	8.30	-

802.11n HT20_Nss1,(MCS0)_1TX

2412MHz_TX

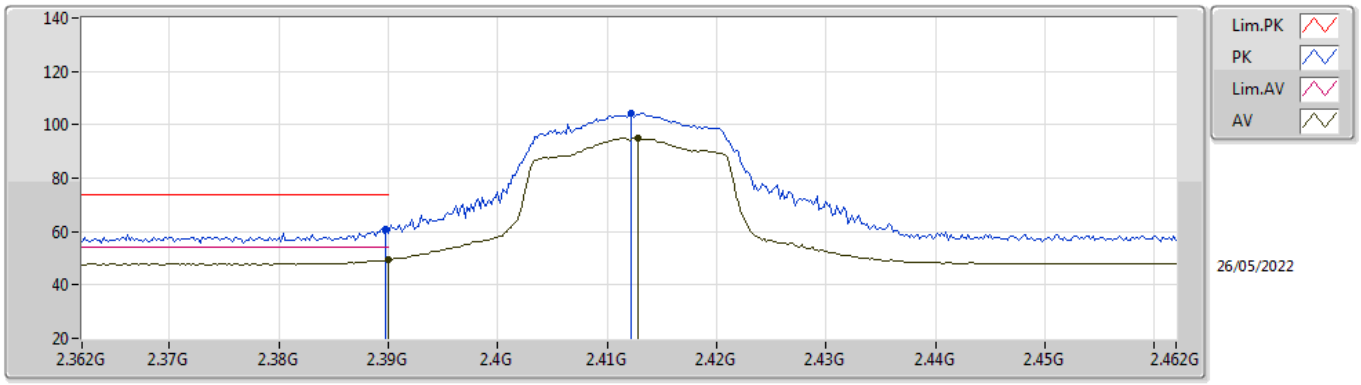

Type	Freq	Level	Limit	Margin	Factor	Dist	Condition	Azimuth	Height	Comment	Raw	AF	CL	PA
	(Hz)	(dBuV/m)	(dBuV/m)	(dB)	(dB)	(m)		(°)	(m)		(dBuV)	(dB)	(dB)	(dB)
AV	2.39G	49.35	54.00	-4.65	35.56	3	Horizontal	24	1.50	-	13.79	27.28	8.28	-
AV	2.4128G	95.15	Inf	-Inf	35.65	3	Horizontal	24	1.50	-	59.50	27.35	8.30	-
PK	2.3898G	60.89	74.00	-13.11	35.56	3	Horizontal	24	1.50	-	25.33	27.28	8.28	-
PK	2.4122G	104.47	Inf	-Inf	35.65	3	Horizontal	24	1.50	-	68.82	27.35	8.30	-

802.11n HT20_Nss1,(MCS0)_1TX

2412MHz_TX

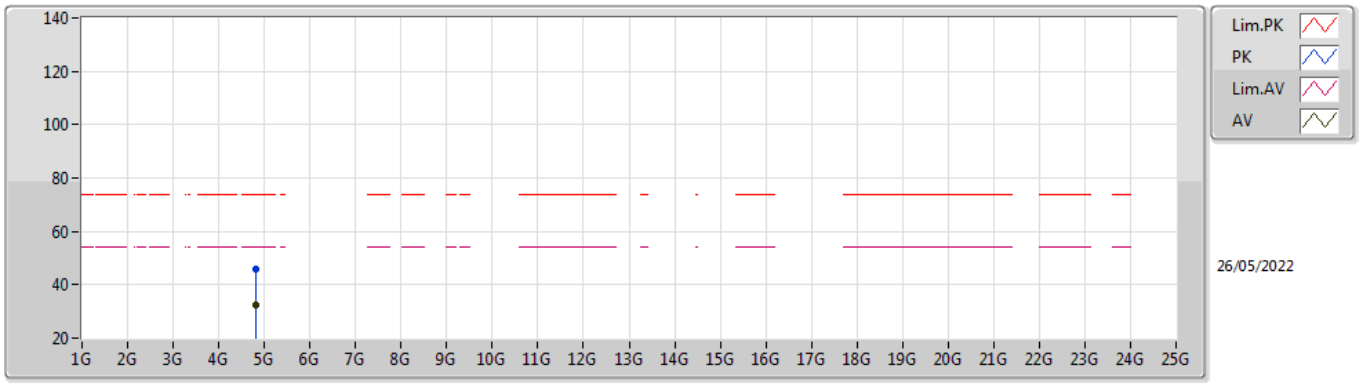

Type	Freq	Level	Limit	Margin	Factor	Dist	Condition	Azimuth	Height	Comment	Raw	AF	CL	PA
	(Hz)	(dBuV/m)	(dBuV/m)	(dB)	(dB)	(m)		(°)	(m)		(dBuV)	(dB)	(dB)	(dB)
AV	4.8242G	32.23	54.00	-21.77	8.05	3	Vertical	288	1.00	-	24.18	32.55	9.68	34.18
PK	4.81736G	45.70	74.00	-28.30	8.02	3	Vertical	288	1.00	-	37.68	32.53	9.68	34.19

802.11n HT20_Nss1,(MCS0)_1TX

2412MHz_TX

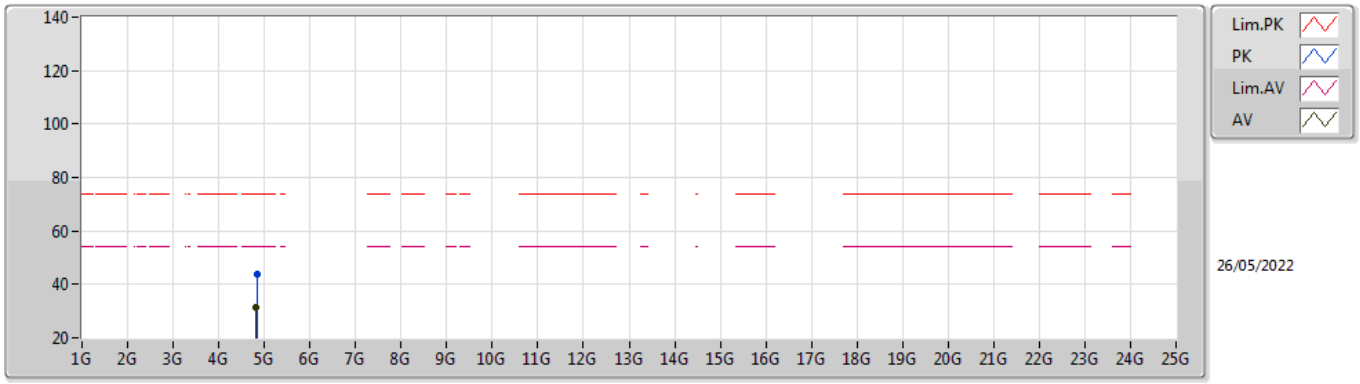

Type	Freq	Level	Limit	Margin	Factor	Dist	Condition	Azimuth	Height	Comment	Raw	AF	CL	PA
	(Hz)	(dBuV/m)	(dBuV/m)	(dB)	(dB)	(m)		(°)	(m)		(dBuV)	(dB)	(dB)	(dB)
AV	4.81496G	31.58	54.00	-22.42	8.02	3	Horizontal	303	1.42	-	23.56	32.53	9.68	34.19
PK	4.8318G	43.98	74.00	-30.02	8.06	3	Horizontal	303	1.42	-	35.92	32.56	9.68	34.18

802.11n HT20_Nss1,(MCS0)_1TX

2417MHz_TX

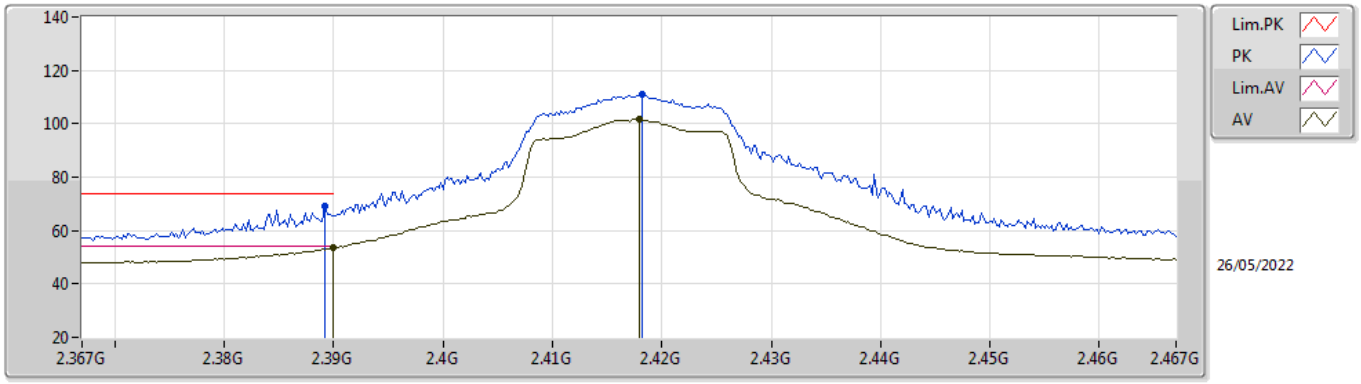

Type	Freq	Level	Limit	Margin	Factor	Dist	Condition	Azimuth	Height	Comment	Raw	AF	CL	PA
	(Hz)	(dBuV/m)	(dBuV/m)	(dB)	(dB)	(m)		(°)	(m)		(dBuV)	(dB)	(dB)	(dB)
AV	2.39G	53.42	54.00	-0.58	35.56	3	Vertical	265	1.42	-	17.86	27.28	8.28	-
AV	2.418G	101.79	Inf	-Inf	35.67	3	Vertical	265	1.42	-	66.12	27.37	8.30	-
PK	2.3892G	69.04	74.00	-4.96	35.56	3	Vertical	265	1.42	-	33.48	27.28	8.28	-
PK	2.4182G	110.79	Inf	-Inf	35.67	3	Vertical	265	1.42	-	75.12	27.37	8.30	-

802.11n HT20_Nss1,(MCS0)_1TX

2417MHz_TX

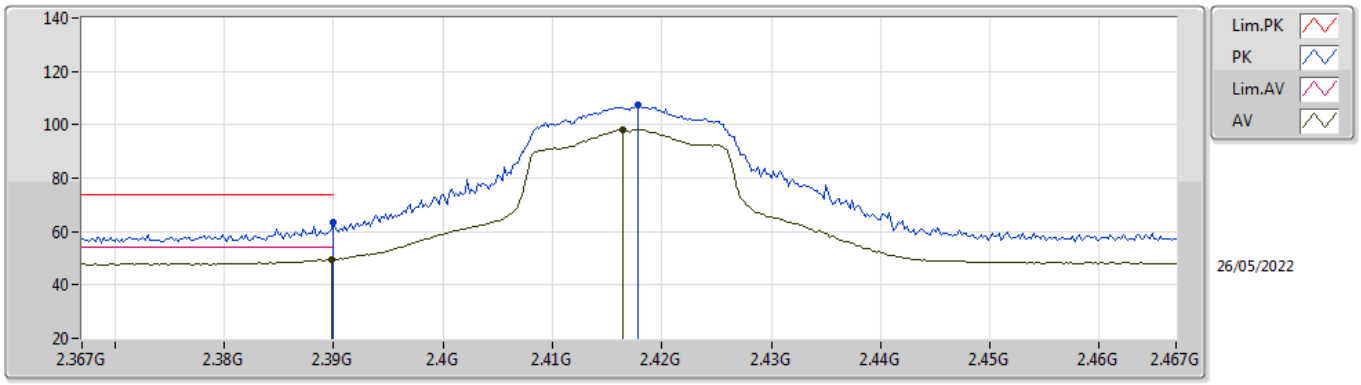

Type	Freq	Level	Limit	Margin	Factor	Dist	Condition	Azimuth	Height	Comment	Raw	AF	CL	PA
	(Hz)	(dBuV/m)	(dBuV/m)	(dB)	(dB)	(m)		(°)	(m)		(dBuV)	(dB)	(dB)	(dB)
AV	2.3898G	49.53	54.00	-4.47	35.56	3	Horizontal	29	1.52	-	13.97	27.28	8.28	-
AV	2.4164G	98.21	Inf	-Inf	35.67	3	Horizontal	29	1.52	-	62.54	27.37	8.30	-
PK	2.39G	63.65	74.00	-10.35	35.56	3	Horizontal	29	1.52	-	28.09	27.28	8.28	-
PK	2.4178G	107.45	Inf	-Inf	35.67	3	Horizontal	29	1.52	-	71.78	27.37	8.30	-

802.11n HT20_Nss1,(MCS0)_1TX

2437MHz_TX

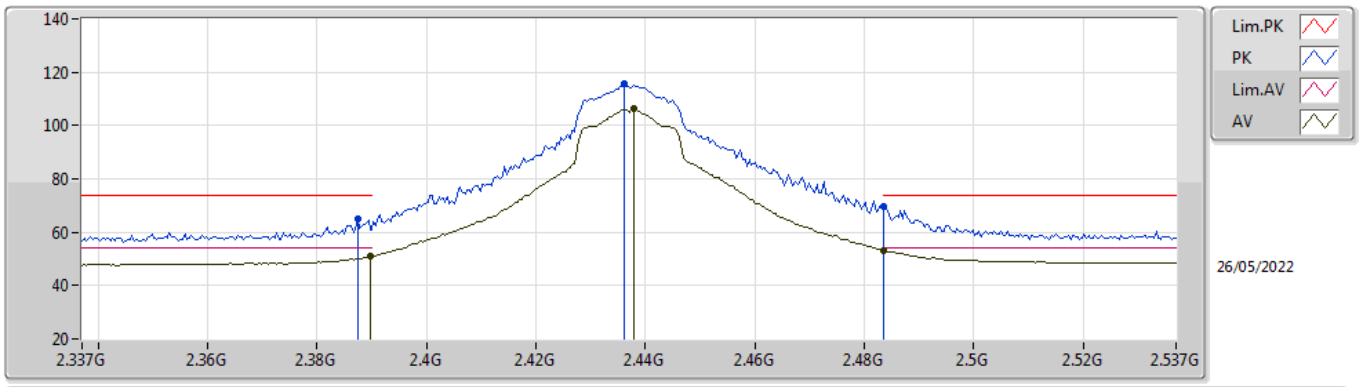

Type	Freq	Level	Limit	Margin	Factor	Dist	Condition	Azimuth	Height	Comment	Raw	AF	CL	PA
	(Hz)	(dBuV/m)	(dBuV/m)	(dB)	(dB)	(m)		(°)	(m)		(dBuV)	(dB)	(dB)	(dB)
AV	2.3898G	51.23	54.00	-2.77	35.56	3	Vertical	324	1.17	-	15.67	27.28	8.28	-
AV	2.4378G	106.18	Inf	-Inf	35.76	3	Vertical	324	1.17	-	70.42	27.45	8.31	-
AV	2.4835G	53.18	54.00	-0.82	36.04	3	Vertical	324	1.17	-	17.14	27.70	8.34	-
PK	2.3874G	65.16	74.00	-8.84	35.55	3	Vertical	324	1.17	-	29.61	27.27	8.28	-
PK	2.4362G	115.55	Inf	-Inf	35.75	3	Vertical	324	1.17	-	79.80	27.44	8.31	-
PK	2.4835G	69.52	74.00	-4.48	36.04	3	Vertical	324	1.17	-	33.48	27.70	8.34	-

802.11n HT20_Nss1,(MCS0)_1TX

2437MHz_TX

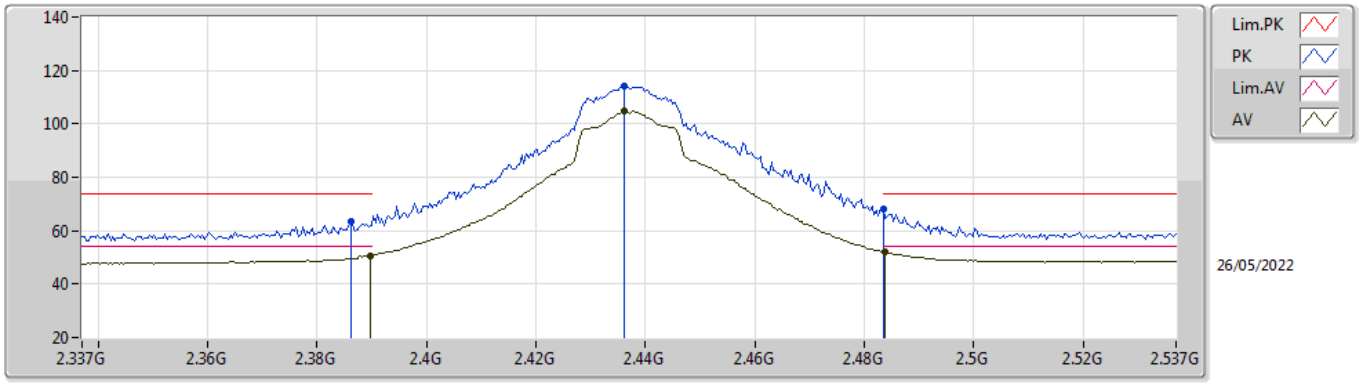

Type	Freq	Level	Limit	Margin	Factor	Dist	Condition	Azimuth	Height	Comment	Raw	AF	CL	PA
	(Hz)	(dBuV/m)	(dBuV/m)	(dB)	(dB)	(m)		(°)	(m)		(dBuV)	(dB)	(dB)	(dB)
AV	2.3898G	50.74	54.00	-3.26	35.56	3	Horizontal	338	2.75	-	15.18	27.28	8.28	-
AV	2.4362G	104.79	Inf	-Inf	35.75	3	Horizontal	338	2.75	-	69.04	27.44	8.31	-
AV	2.4838G	52.10	54.00	-1.90	36.04	3	Horizontal	338	2.75	-	16.06	27.70	8.34	-
PK	2.3862G	63.20	74.00	-10.80	35.55	3	Horizontal	338	2.75	-	27.65	27.27	8.28	-
PK	2.4362G	114.29	Inf	-Inf	35.75	3	Horizontal	338	2.75	-	78.54	27.44	8.31	-
PK	2.4835G	68.05	74.00	-5.95	36.04	3	Horizontal	338	2.75	-	32.01	27.70	8.34	-

802.11n HT20_Nss1,(MCS0)_1TX

2437MHz_TX

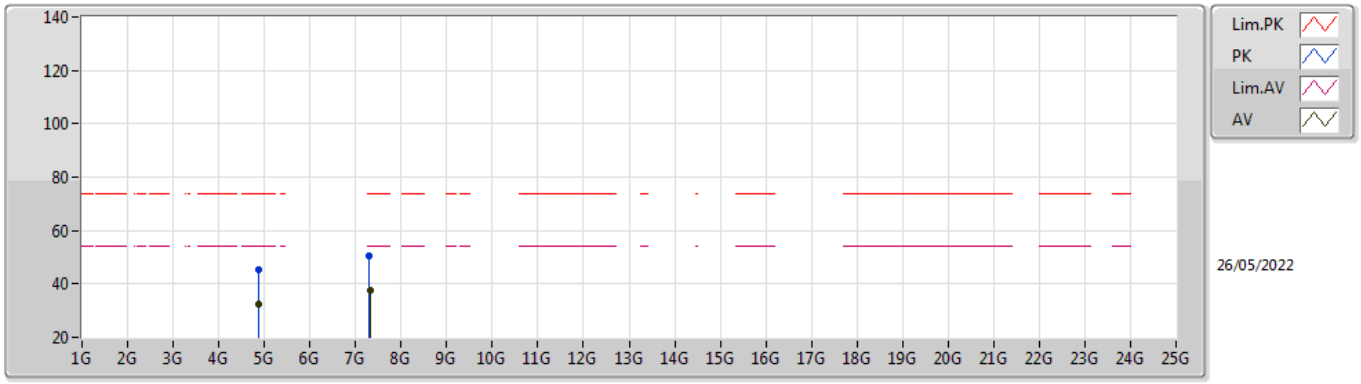

Type	Freq	Level	Limit	Margin	Factor	Dist	Condition	Azimuth	Height	Comment	Raw	AF	CL	PA
	(Hz)	(dBuV/m)	(dBuV/m)	(dB)	(dB)	(m)		(°)	(m)		(dBuV)	(dB)	(dB)	(dB)
AV	4.8752G	32.60	54.00	-21.40	8.19	3	Vertical	255	1.49	-	24.41	32.65	9.70	34.16
AV	7.31676G	37.57	54.00	-16.43	13.45	3	Vertical	244	1.16	-	24.12	36.63	11.32	34.50
PK	4.87064G	45.28	74.00	-28.72	8.18	3	Vertical	255	1.49	-	37.10	32.64	9.70	34.16
PK	7.308G	50.30	74.00	-23.70	13.44	3	Vertical	244	1.16	-	36.86	36.62	11.32	34.50

802.11n HT20_Nss1,(MCS0)_1TX

2437MHz_TX

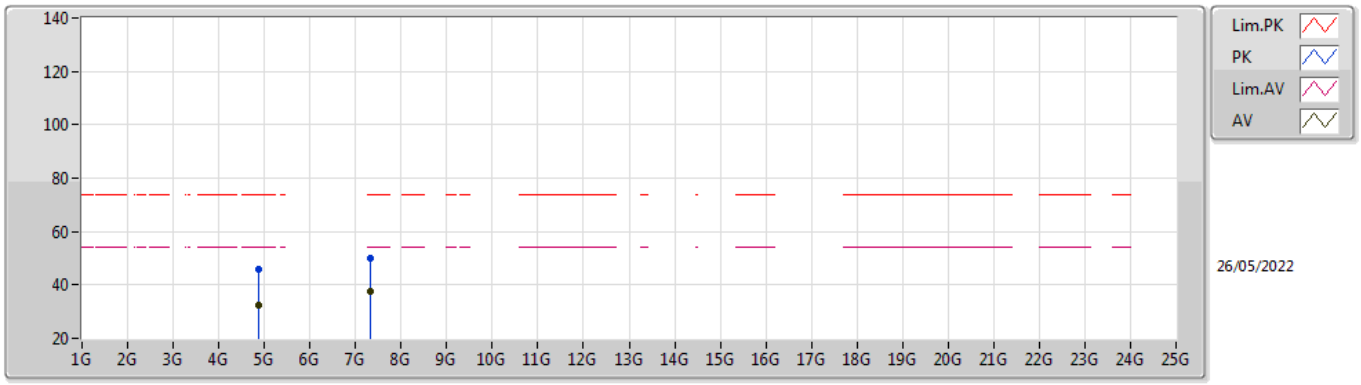

Type	Freq	Level	Limit	Margin	Factor	Dist	Condition	Azimuth	Height	Comment	Raw	AF	CL	PA
	(Hz)	(dBuV/m)	(dBuV/m)	(dB)	(dB)	(m)		(°)	(m)		(dBuV)	(dB)	(dB)	(dB)
AV	4.87476G	32.44	54.00	-21.56	8.19	3	Horizontal	236	2.30	-	24.25	32.65	9.70	34.16
AV	7.3122G	37.47	54.00	-16.53	13.44	3	Horizontal	178	2.62	-	24.03	36.62	11.32	34.50
PK	4.8766G	45.75	74.00	-28.25	8.19	3	Horizontal	236	2.30	-	37.56	32.65	9.70	34.16
PK	7.31932G	49.91	74.00	-24.09	13.46	3	Horizontal	178	2.62	-	36.45	36.64	11.32	34.50

802.11n HT20_Nss1,(MCS0)_1TX

2457MHz_TX

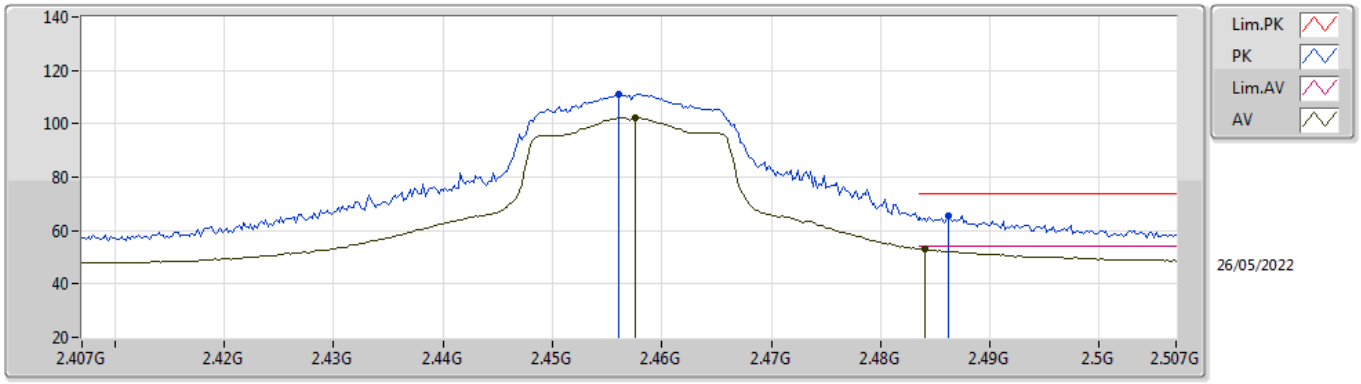

Type	Freq	Level	Limit	Margin	Factor	Dist	Condition	Azimuth	Height	Comment	Raw	AF	CL	PA
	(Hz)	(dBuV/m)	(dBuV/m)	(dB)	(dB)	(m)		(°)	(m)		(dBuV)	(dB)	(dB)	(dB)
AV	2.4576G	102.27	Inf	-Inf	35.88	3	Vertical	300	1.06	-	66.39	27.55	8.33	-
AV	2.484G	53.07	54.00	-0.93	36.04	3	Vertical	300	1.06	-	17.03	27.70	8.34	-
PK	2.456G	111.18	Inf	-Inf	35.87	3	Vertical	300	1.06	-	75.31	27.54	8.33	-
PK	2.4862G	65.52	74.00	-8.48	36.07	3	Vertical	300	1.06	-	29.45	27.72	8.35	-

802.11n HT20_Nss1,(MCS0)_1TX

2457MHz_TX

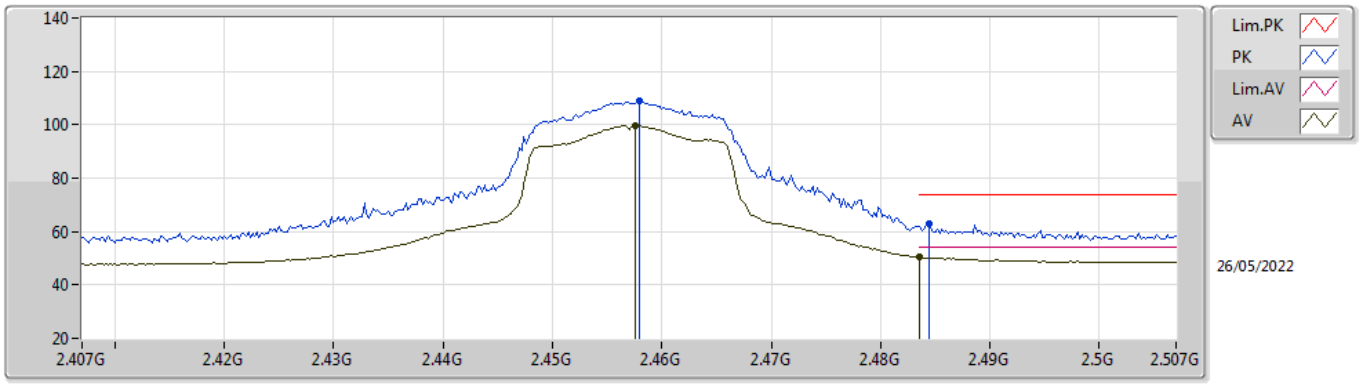

Type	Freq	Level	Limit	Margin	Factor	Dist	Condition	Azimuth	Height	Comment	Raw	AF	CL	PA
	(Hz)	(dBuV/m)	(dBuV/m)	(dB)	(dB)	(m)		(°)	(m)		(dBuV)	(dB)	(dB)	(dB)
AV	2.4576G	99.57	Inf	-Inf	35.88	3	Horizontal	346	2.45	-	63.69	27.55	8.33	-
AV	2.4835G	50.43	54.00	-3.57	36.04	3	Horizontal	346	2.45	-	14.39	27.70	8.34	-
PK	2.458G	109.00	Inf	-Inf	35.88	3	Horizontal	346	2.45	-	73.12	27.55	8.33	-
PK	2.4844G	62.92	74.00	-11.08	36.05	3	Horizontal	346	2.45	-	26.87	27.71	8.34	-

802.11n HT20_Nss1,(MCS0)_1TX

2462MHz_TX

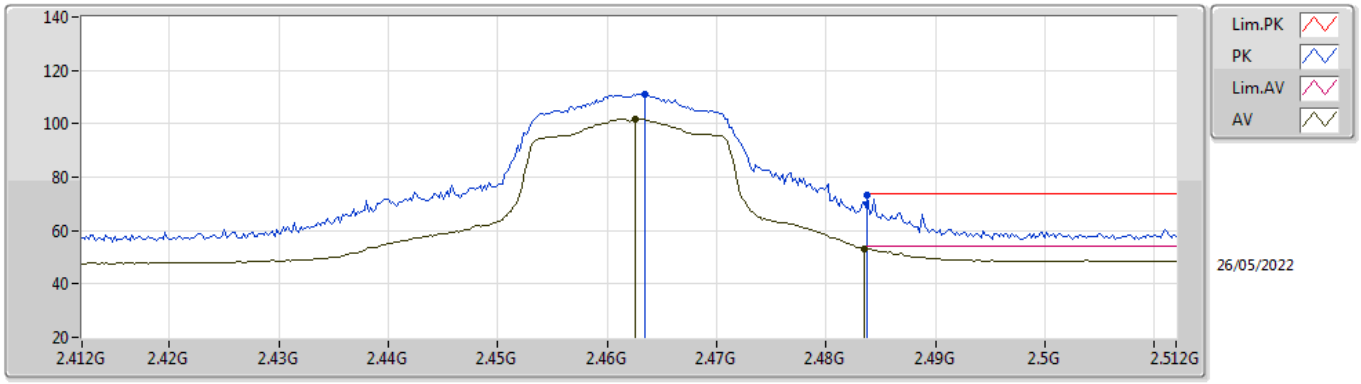

Type	Freq	Level	Limit	Margin	Factor	Dist	Condition	Azimuth	Height	Comment	Raw	AF	CL	PA
	(Hz)	(dBuV/m)	(dBuV/m)	(dB)	(dB)	(m)		(°)	(m)		(dBuV)	(dB)	(dB)	(dB)
AV	2.4626G	101.96	Inf	-Inf	35.91	3	Vertical	267	1.03	-	66.05	27.58	8.33	-
AV	2.4835G	53.32	54.00	-0.68	36.04	3	Vertical	267	1.03	-	17.28	27.70	8.34	-
PK	2.4634G	111.29	Inf	-Inf	35.91	3	Vertical	267	1.03	-	75.38	27.58	8.33	-
PK	2.4838G	73.07	74.00	-0.93	36.04	3	Vertical	267	1.03	-	37.03	27.70	8.34	-

802.11n HT20_Nss1,(MCS0)_1TX

2462MHz_TX

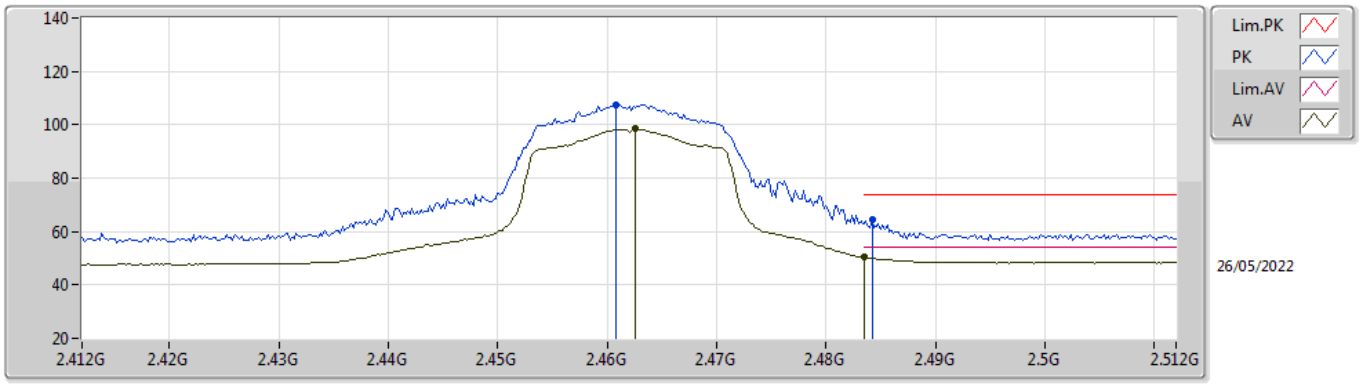

Type	Freq	Level	Limit	Margin	Factor	Dist	Condition	Azimuth	Height	Comment	Raw	AF	CL	PA
	(Hz)	(dBuV/m)	(dBuV/m)	(dB)	(dB)	(m)		(°)	(m)		(dBuV)	(dB)	(dB)	(dB)
AV	2.4626G	98.53	Inf	-Inf	35.91	3	Horizontal	348	2.45	-	62.62	27.58	8.33	-
AV	2.4835G	50.32	54.00	-3.68	36.04	3	Horizontal	348	2.45	-	14.28	27.70	8.34	-
PK	2.4608G	107.46	Inf	-Inf	35.89	3	Horizontal	348	2.45	-	71.57	27.56	8.33	-
PK	2.4842G	64.71	74.00	-9.29	36.05	3	Horizontal	348	2.45	-	28.66	27.71	8.34	-

802.11n HT20_Nss1,(MCS0)_1TX

2462MHz_TX

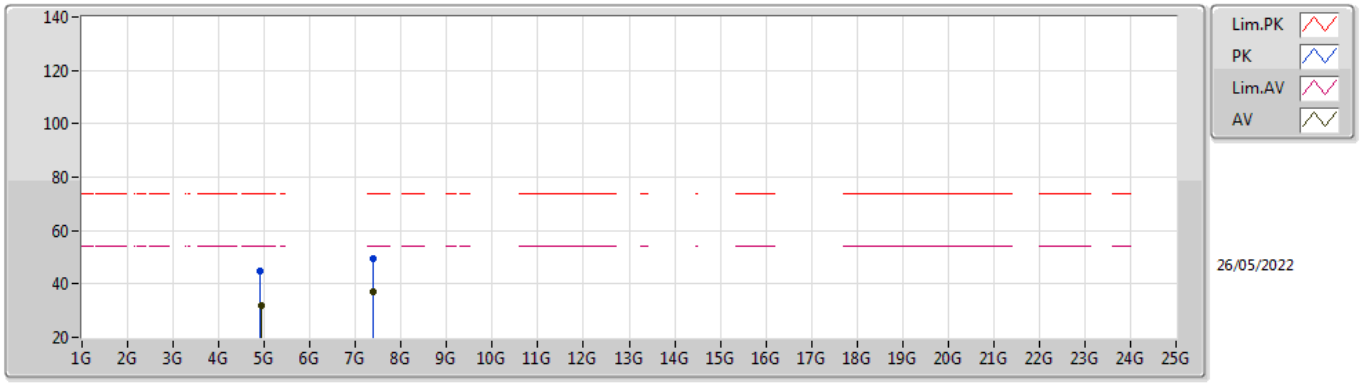

Type	Freq	Level	Limit	Margin	Factor	Dist	Condition	Azimuth	Height	Comment	Raw	AF	CL	PA
	(Hz)	(dBuV/m)	(dBuV/m)	(dB)	(dB)	(m)		(°)	(m)		(dBuV)	(dB)	(dB)	(dB)
AV	4.92328G	32.07	54.00	-21.93	8.37	3	Vertical	86	2.13	-	23.70	32.79	9.72	34.14
AV	7.38696G	37.14	54.00	-16.86	13.33	3	Vertical	311	2.67	-	23.81	36.48	11.34	34.49
PK	4.915G	44.77	74.00	-29.23	8.34	3	Vertical	86	2.13	-	36.43	32.76	9.72	34.14
PK	7.381G	49.68	74.00	-24.32	13.36	3	Vertical	311	2.67	-	36.32	36.51	11.34	34.49

802.11n HT20_Nss1,(MCS0)_1TX

2462MHz_TX

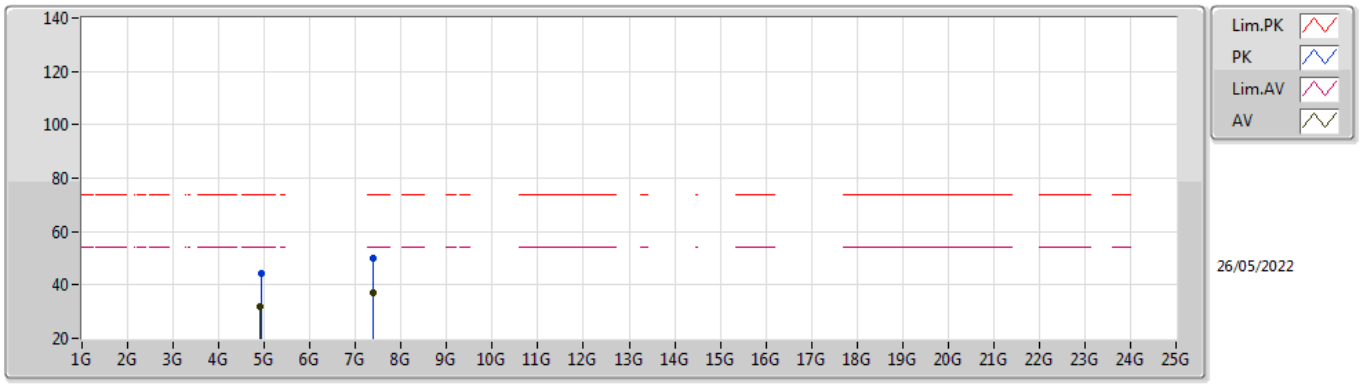

Type	Freq	Level	Limit	Margin	Factor	Dist	Condition	Azimuth	Height	Comment	Raw	AF	CL	PA
	(Hz)	(dBuV/m)	(dBuV/m)	(dB)	(dB)	(m)		(°)	(m)		(dBuV)	(dB)	(dB)	(dB)
AV	4.91716G	31.87	54.00	-22.13	8.35	3	Horizontal	158	2.62	-	23.52	32.77	9.72	34.14
AV	7.38752G	37.22	54.00	-16.78	13.32	3	Horizontal	10	2.29	-	23.90	36.47	11.34	34.49
PK	4.92532G	44.52	74.00	-29.48	8.38	3	Horizontal	158	2.62	-	36.14	32.80	9.72	34.14
PK	7.3954G	49.98	74.00	-24.02	13.28	3	Horizontal	10	2.29	-	36.70	36.43	11.34	34.49