FCC Radio Test Report

FCC ID	:	**2AYMUAP211N12**
Equipment	:	**ASTROS Pod**
Brand Name	:	**ASTROS**
Model Name	:	**AP2-11, AP2-12**
Applicant	:	**Astrogate Inc. 11F-6, No. 120, Qiaohe Rd., Zhonghe Dist., New Taipei City 235, Taiwan**
Manufacturer	:	**Astrogate Inc. 11F-6, No. 120, Qiaohe Rd., Zhonghe Dist., New Taipei City 235, Taiwan**
Standard	:	**47 CFR FCC Part 15.407**

The product was received on May 04, 2022, and testing was started from May 25, 2022 and completed on Jun. 10, 2022. We, SPORTON INTERNATIONAL INC. Hsinhua Laboratory, would like to declare that the tested sample has been evaluated in accordance with the procedures given in ANSI C63.10-2013 and shown compliance with the applicable technical standards.

The test results in this report apply exclusively to the tested model / sample. Without written approval of SPORTON INTERNATIONAL INC. Hsinhua Laboratory, the test report shall not be reproduced except in full.

Approved by: Jackson Tsai

SPORTON INTERNATIONAL INC. Hsinhua Laboratory

No.52, Huaya 1st Rd., Guishan Dist., Taoyuan City 333411, Taiwan (R.O.C.)

Table of Contents

HISTORY OF THIS TEST REPORT 3

SUMMARY OF TEST RESULT 4

1 GENERAL DESCRIPTION 5

1.1 Information 5
1.2 Testing Applied Standards 7
1.3 Testing Location Information 7
1.4 Measurement Uncertainty 8

2 TEST CONFIGURATION OF EUT 9

2.1 Test Channel Mode 9
2.2 The Worst Case Measurement Configuration 10
2.3 Support Equipment 11
2.4 Test Setup Diagram 12

3 TRANSMITTER TEST RESULT 13

3.1 AC Power-line Conducted Emissions 13
3.2 Emission Bandwidth 15
3.3 Maximum Conducted Output Power 16
3.4 Peak Power Spectral Density 18
3.5 Unwanted Emissions 20

4 TEST EQUIPMENT AND CALIBRATION DATA 24

APPENDIX A. TEST RESULTS OF AC POWER-LINE CONDUCTED EMISSIONS

APPENDIX B. TEST RESULTS OF EMISSION BANDWIDTH

APPENDIX C. TEST RESULTS OF MAXIMUM CONDUCTED OUTPUT POWER

APPENDIX D. TEST RESULTS OF PEAK POWER SPECTRAL DENSITY

APPENDIX E. TEST RESULTS OF UNWANTED EMISSIONS

APPENDIX F. TEST PHOTOS

PHOTOGRAPHS OF EUT V01

History of this test report

Report No.	Version	Description	Issued Date
FR232901AN	01	Initial issue of report	Jul. 13, 2022

Summary of Test Result

Report Clause	Ref. Std. Clause	Test Items	Result (PASS/FAIL)	Remark
1.1.2	15.203	Antenna Requirement	PASS	-
3.1	15.207	AC Power-line Conducted Emissions	PASS	-
3.2	15.407(a)	Emission Bandwidth	PASS	-
3.3	15.407(a)	Maximum Conducted Output Power	PASS	-
3.4	15.407(a)	Peak Power Spectral Density	PASS	-
3.5	15.407(b)	Unwanted Emissions	PASS	-

Declaration of Conformity:
The test results with all measurement uncertainty excluded are presented in accordance with the regulation limits or requirements declared by manufacturers.
Comments and explanations:
None

Reviewed by: Ben Tseng

Report Producer: Jenny Yang

1 General Description

1.1 Information

1.1.1 RF General Information

Frequency Range (MHz)	IEEE Std. 802.11	Ch. Frequency (MHz)	Channel Number
5150-5250	a, n (HT20), ac (VHT20)	5180-5240	36-48 [4]
5725-5850		5745-5825	149-165 [5]
5150-5250	n (HT40), ac (VHT40)	5190-5230	38-46 [2]
5725-5850		5755-5795	151-159 [2]
5150-5250	ac (VHT80)	5210	42 [1]
5725-5850		5775	155 [1]

Band	Mode	BWch (MHz)	Nant
5.15-5.25GHz	802.11a	20	1TX
5.725-5.85GHz	802.11a	20	1TX
5.15-5.25GHz	802.11ac VHT20	20	1TX
5.725-5.85GHz	802.11ac VHT20	20	1TX
5.15-5.25GHz	802.11ac VHT40	40	1TX
5.725-5.85GHz	802.11ac VHT40	40	1TX
5.15-5.25GHz	802.11ac VHT80	80	1TX
5.725-5.85GHz	802.11ac VHT80	80	1TX

Note:
- 11a, HT20 and HT40 use a combination of OFDM-BPSK, QPSK, 16QAM, 64QAM modulation.
- VHT20, VHT40, VHT80 use a combination of OFDM-BPSK, QPSK, 16QAM, 64QAM, 256QAM modulation.
- BWch is the nominal channel bandwidth.

1.1.2 Antenna Information

Ant.	Brand	Model Name	Antenna Type	Connector
1	Pulse	W3078	Chip	N/A

Ant.	Port	Gain (dBi)	
		2.4G	5G
1	1	0.1	3.5

Note 1: The EUT has one antenna.

For 2.4GHz function:

For IEEE 802.11 b/g/n mode (1TX/1RX)

Ant. 1 (port 1) can be used as transmitting/receiving.

For 5GHz function:

For IEEE 802.11 a/n/ac mode (1TX/1RX)

Ant. 1 (port 1) can be used as transmitting/receiving.

1.1.3 EUT Information

Operational Condition				
EUT Power Type	From Host system			
EUT Function	☐	Outdoor AP	☐	Indoor AP
	☐	Fixed P2P AP	☒	Client
Beamforming Function	☐	With beamforming	☒	Without beamforming

Type of EUT		
☒	Stand-alone	
☐	Combined (EUT where the radio part is fully integrated within another device)	
	Combined Equipment - Brand Name / Model No.:	…
☐	Plug-in radio (EUT intended for a variety of host systems)	
	Host System - Brand Name / Model No.:	
☐	Other:	

1.1.4 Mode Test Duty Cycle

Mode	DC	DCF(dB)	T(s)	VBW(Hz) ≥ 1/T
802.11a_Nss1,(6Mbps)_1TX	0.929	0.32	1.397m	1k
802.11ac VHT20_Nss1,(MCS0)_1TX	0.929	0.32	1.316m	1k
802.11ac VHT40_Nss1,(MCS0)_1TX	0.869	0.61	656.563u	3k
802.11ac VHT80_Nss1,(MCS0)_1TX	0.94	0.27	324.375u	10k

Note. If DC < 0.98, the DCF was added while measuring Output power and PSD.

1.1.5 Table for Multiple Listing

Model Name	Color	Description
AP2-11, AP2-12	Silver	Model AP2-11 and AP2-12 are identical in hardware and mechanical design point of view, with different names and ways to project as below: The user needs to press the Share Button to project when using AP2-12. The user doesn't need to press Share Button when using AP2-11, the system will automatically project when it is ready.
	Black	

1.2 Testing Applied Standards

According to the specifications of the manufacturer, the EUT must comply with the requirements of the following standards:

- 47 CFR FCC Part 15
- ANSI C63.10-2013
- KDB 789033 D02 v02r01

The following reference test guidance is not within the scope of accreditation of TAF:

- KDB 414788 D01 v01r01

1.3 Testing Location Information

Test Lab.：Sporton International Inc. Hsinhua Laboratory				
☒ Hsinhua (TAF: 3785)	**ADD:** No.52, Huaya 1st Rd., Guishan Dist., Taoyuan City 333411, Taiwan (R.O.C.)			
	TEL: 886-3-327-3456		**FAX:** 886-3-327-0973	
Test site Designation No. TW3785 with FCC.				
Test Condition	**Test Site No.**	**Test Engineer**	**Test Environment**	**Test Date**
AC Conduction	CO04-HY	Jack Tang	22.6~23.4°C / 58~62%	01/Jun/2022
RF Conducted	TH01-HY	Johnny Yu	22.1~26.5°C / 50~60%	30/May/2022~10/Jun/2022
Radiated	03CH02-HY	Jack Tang	21.2~21.9°C / 53~58%	25/May/2022~01/Jun/2022
☐ Wen 33rd.St. (TAF: 3785)	**ADD:** No.14-1, Ln. 19, Wen 33rd St., Guishan Dist., Taoyuan City 333010, Taiwan (R.O.C.)			
	TEL: 886-3-318-0787		**FAX:** 886-3-318-0287	
Test site Designation No. TW0008 with FCC.				

1.4 Measurement Uncertainty

ISO/IEC 17025 requires that an estimate of the measurement uncertainties associated with the emissions test results be included in the report. The measurement uncertainties given below are based on a 95% confidence level (based on a coverage factor (k=2)

Test Items	Uncertainty	Remark
Conducted Emission (150kHz ~ 30MHz)	0.9 dB	Confidence levels of 95%
Radiated Emission (9kHz ~ 30MHz)	2.4 dB	Confidence levels of 95%
Radiated Emission (30MHz ~ 1,000MHz)	3.7 dB	Confidence levels of 95%
Radiated Emission (1GHz ~ 18GHz)	3.6 dB	Confidence levels of 95%
Radiated Emission (18GHz ~ 40GHz)	3.5 dB	Confidence levels of 95%
Conducted Emission	1.0 dB	Confidence levels of 95%
Temperature	0.41 °C	Confidence levels of 95%
Humidity	3.4 %	Confidence levels of 95%

2 Test Configuration of EUT

2.1 Test Channel Mode

Test Software Version	Dos 6.1

Mode	Power Setting
802.11a_Nss1,(6Mbps)_1TX	-
5180MHz	61
5200MHz	66
5240MHz	67
5745MHz	79
5785MHz	79
5825MHz	79
802.11ac VHT20_Nss1,(MCS0)_1TX	-
5180MHz	60
5200MHz	67
5240MHz	67
5745MHz	83
5785MHz	83
5825MHz	82
802.11ac VHT40_Nss1,(MCS0)_1TX	-
5190MHz	50
5230MHz	69
5755MHz	80
5795MHz	79
802.11ac VHT80_Nss1,(MCS0)_1TX	-
5210MHz	34
5775MHz	79

2.2 The Worst Case Measurement Configuration

The Worst Case Mode for Following Conformance Tests	
Tests Item	AC power-line conducted emissions
Condition	AC power-line conducted measurement for line and neutral Test Voltage: 120Vac / 60Hz
Operating Mode	CTX
1	USB Mode

The Worst Case Mode for Following Conformance Tests	
Tests Item	Emission Bandwidth Maximum Conducted Output Power Peak Power Spectral Density
Test Condition	Conducted measurement at transmit chains

The Worst Case Mode for Following Conformance Tests			
Tests Item	Unwanted Emissions		
Test Condition	Radiated measurement If EUT consist of multiple antenna assembly (multiple antenna are used in EUT regardless of spatial multiplexing MIMO configuration), the radiated test should be performed with highest antenna gain of each antenna type.		
Operating Mode < 1GHz	CTX		
1	USB Mode		
Operating Mode > 1GHz	CTX		
Orthogonal Planes of EUT	**X Plane**	**Y Plane**	**Z Plane**
Worst Planes of EUT	V		

2.3 Support Equipment

Support Equipment – AC Conduction					
No.	**Equipment**	**Brand Name**	**Model Name**	**FCC ID**	**Remark**
1	Notebook	HP	HSTNN-142C	-	-
2	AC Adapter (for NB)	HP	HSTNN-CA40	-	-

Support Equipment – Conducted					
No.	**Equipment**	**Brand Name**	**Model Name**	**FCC ID**	**Remark**
1	Notebook	HP	HSTNN-I42C	-	-
2	Adapter for NB	DELL	HSTNN-DA40	-	-

Support Equipment – Radiated					
No.	**Equipment**	**Brand Name**	**Model Name**	**FCC ID**	**Remark**
1	Notebook	HP	HSTNN-142C	-	-
2	AC Adapter (for NB)	HP	HSTNN-CA40	-	-

2.4 Test Setup Diagram

Test Setup Diagram – AC Line Conducted Emission Test

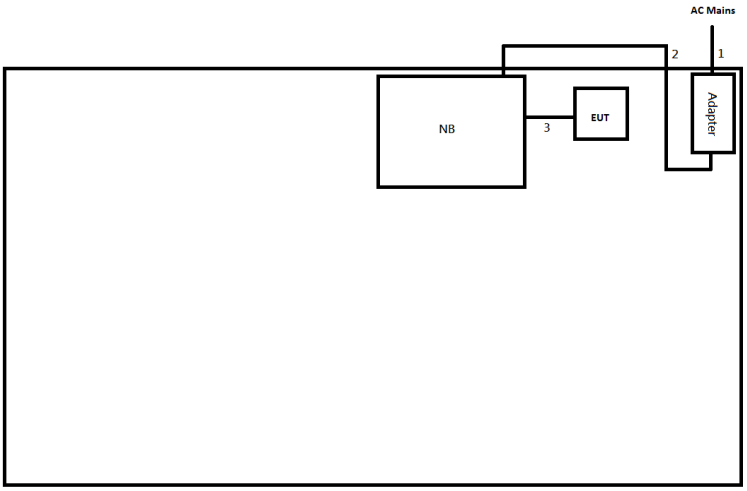

Item	Connection	Shielded	Length(m)	Remark
1	AC Power cable	No	1.8	-
2	DC Power cable	No	1.8	-
3	USB cable	No	0.1	-

Test Setup Diagram - Radiated Test

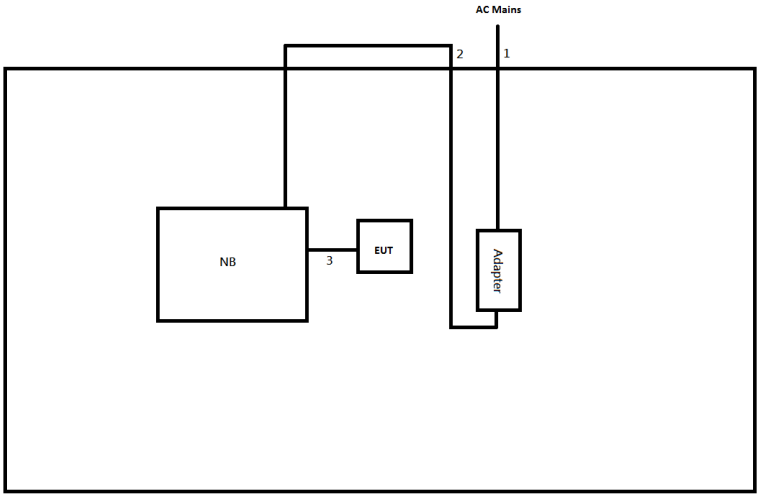

Item	Connection	Shielded	Length(m)	Remark
1	AC Power cable	No	1.8	-
2	DC Power cable	No	1.8	-
3	USB cable	No	0.1	-

3 Transmitter Test Result

3.1 AC Power-line Conducted Emissions

3.1.1 AC Power-line Conducted Emissions Limit

AC Power-line Conducted Emissions Limit		
Frequency Emission (MHz)	**Quasi-Peak**	**Average**
0.15-0.5	66 - 56 *	56 - 46 *
0.5-5	56	46
5-30	60	50
Note 1: * Decreases with the logarithm of the frequency.		

3.1.2 Measuring Instruments

Refer a test equipment and calibration data table in this test report.

3.1.3 Test Procedures

Test Method
☒ Refer as ANSI C63.10-2013, clause 6.2 for AC power-line conducted emissions.

3.1.4 Measurement Results Calculation

The measured Level is calculated using:
Corrected Reading: Raw(Read Level) +LISN(LISN Factor) + CL(Cable Loss) + AT(Attenuator).

3.1.5 Test Setup

AC Power-line Conducted Emissions

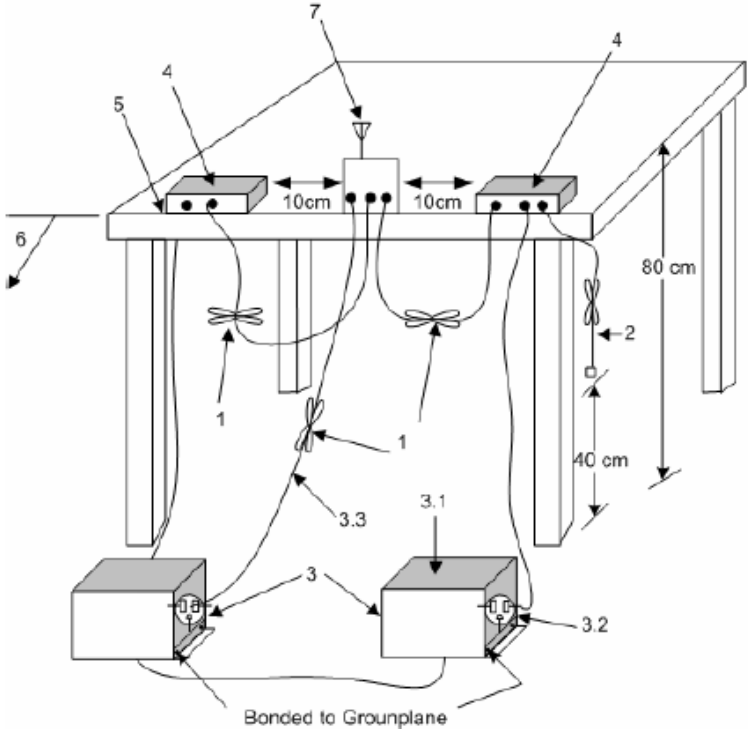

1—Interconnecting cables that hang closer than 40 cm to the ground plane shall be folded back and forth in the center forming a bundle 30 cm to 40 cm long.
2—The I/O cables that are not connected to an accessory shall be bundled in the center. The end of the cable may be terminated, if required, using the correct terminating impedance. The overall length shall not exceed 1 m.
3—EUT connected to one LISN. Unused LISN measuring port connectors shall be terminated in 50Ω loads. LISN may be placed on top of, or immediately beneath, reference ground plane.
3.1—All other equipment powered from additional LISN(s).
3.2—A multiple-outlet strip may be used for multiple power cords of non-EUT equipment.
3.3—LISN at least 80 cm from nearest part of EUT chassis.
4—Non-EUT components of EUT system being tested.
5—Rear of EUT, including peripherals, shall all be aligned and flush with edge of tabletop.
6—Edge of tabletop shall be 40 cm removed from a vertical conducting plane that is bonded to the ground plane.
7—Antenna can be integral or detachable. If detachable, then the antenna shall be attached for this test.

3.1.6 Test Result of AC Power-line Conducted Emissions

Refer as Appendix A

3.2 Emission Bandwidth

3.2.1 Emission Bandwidth Limit

Emission Bandwidth Limit
UNII Devices
☒ For the 5.15-5.25 GHz band, N/A
☐ For the 5.25-5.35 GHz band, N/A
☐ For the 5.47-5.725 GHz band, N/A
☒ For the 5.725-5.85 GHz band, 6 dB emission bandwidth ≥ 500kHz.

3.2.2 Measuring Instruments

Refer a test equipment and calibration data table in this test report.

3.2.3 Test Procedures

Test Method	
▪ For the emission bandwidth shall be measured using one of the options below:	
	☒ Refer as KDB 789033, clause C for EBW and clause D for OBW measurement.
	☐ Refer as ANSI C63.10, clause 6.9.3 for occupied bandwidth testing.
	☐ Refer as IC RSS-Gen, clause 6.7 for bandwidth testing.

3.2.4 Test Setup

Emission Bandwidth

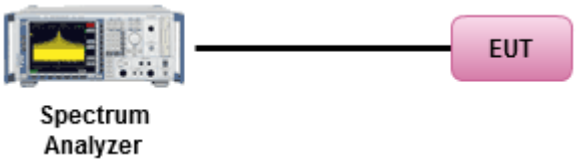

3.2.5 Test Result of Emission Bandwidth

Refer as Appendix B

3.3 Maximum Conducted Output Power

3.3.1 Maximum Conducted Output Power Limit

Maximum Conducted Output Power Limit	
UNII Devices	
☒	For the 5.15-5.25 GHz band:
	▪ Outdoor AP: the maximum conducted output power (P_{Out}) shall not exceed the lesser of 1 W. If G_{TX} > 6 dBi, then P_{Out} = 30 – (G_{TX} – 6). e.i.r.p. at any elevation angle above 30 degrees ≤ 125mW [21dBm]
	▪ Indoor AP: the maximum conducted output power (P_{Out}) shall not exceed the lesser of 1 W. If G_{TX} > 6 dBi, then P_{Out} = 30 – (G_{TX} – 6)
	▪ Point-to-point AP: the maximum conducted output power (P_{Out}) shall not exceed the lesser of 1 W If G_{TX} > 23 dBi, then P_{Out} = 30 – (G_{TX} – 23).
	▪ Mobile or Portable Client: the maximum conducted output power (P_{Out}) shall not exceed the lesser of 250 mW. If G_{TX} > 6 dBi, then P_{Out} = 24 – (G_{TX} – 6).
☐	For the 5.25-5.35 GHz band, the maximum conducted output power (P_{Out}) shall not exceed the lesser of 250 mW or 11 dBm + 10 log B, where B is the 26 dB emission bandwidth in MHz. If G_{TX} > 6 dBi, then P_{Out} = 24 – (G_{TX} – 6).
☐	For the 5.47-5.725 GHz band, the maximum conducted output power (P_{Out}) shall not exceed the lesser of 250 mW or 11 dBm + 10 log B, where B is the 26 dB emission bandwidth in MHz. If G_{TX} > 6 dBi, then P_{Out} = 24 – (G_{TX} – 6).
☒	For the 5.725-5.85 GHz band:
	▪ Point-to-multipoint systems (P2M): the maximum conducted output power (P_{Out}) shall not exceed the lesser of 1 W. If G_{TX} > 6 dBi, then P_{Out} = 30 – (G_{TX} – 6).
	▪ Point-to-point systems (P2P): the maximum conducted output power (P_{Out}) shall not exceed the lesser of 1 W.
P_{Out} = maximum conducted output power in dBm, **G_{TX}** = the maximum transmitting antenna directional gain in dBi.	

3.3.2 Measuring Instruments

Refer a test equipment and calibration data table in this test report.

3.3.3 Test Procedures

Test Method	
▪ Maximum Conducted Output Power	
	Duty cycle ≥ 98%
	☐ Refer as KDB 789033, clause E Method SA-2 (spectral trace averaging).
	Duty cycle < 98%
	☐ Refer as KDB 789033, clause E Method SA-2 Alt. (RMS detection with slow sweep speed)
	Wideband RF power meter and average over on/off periods with duty factor
	☒ Refer as KDB 789033, clause E Method PM (using an RF average power meter).
▪ For conducted measurement.	
	▪ If the EUT supports multiple transmit chains using options given below: Refer as KDB 662911, In-band power measurements. Using the measure-and-sum approach, measured all transmit ports individually. Sum the power (in linear power units e.g., mW) of all ports for each individual sample and save them.
	▪ If multiple transmit chains, EIRP calculation could be following as methods: $P_{total} = P_1 + P_2 + \ldots + P_n$ (calculated in linear unit [mW] and transfer to log unit [dBm]) $EIRP_{total} = P_{total} + DG$

3.3.4 Test Setup

RF Output Power (Power Meter)
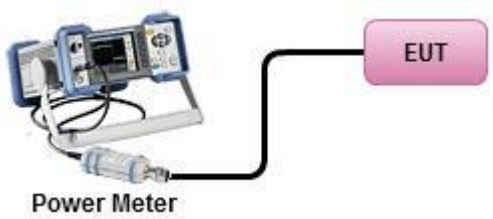

3.3.5 Test Result of Maximum Conducted Output Power

Refer as Appendix C

3.4 Peak Power Spectral Density

3.4.1 Peak Power Spectral Density Limit

Peak Power Spectral Density Limit	
UNII Devices	
☒	For the 5.15-5.25 GHz band:
	▪ Outdoor AP: the peak power spectral density (PPSD) shall not exceed the lesser of 17dBm/MHz. If G_{TX} > 6 dBi, then P_{Out} = 17 – (G_{TX} – 6).
	▪ Indoor AP: the peak power spectral density (PPSD) shall not exceed the lesser of 17dBm/MHz. If G_{TX} > 6 dBi, then P_{Out} = 17 – (G_{TX} – 6).
	▪ Point-to-point AP: the peak power spectral density (PPSD) shall not exceed the lesser of 17dBm/MHz. If G_{TX} > 23 dBi, then P_{Out} = 17 – (G_{TX} – 23).
	▪ Mobile or Portable Client: the peak power spectral density (PPSD) ≤ 11 dBm/MHz. If G_{TX} > 6 dBi, then PPSD= 11 – (G_{TX} – 6)..
☐	For the 5.25-5.35 GHz band, the peak power spectral density (PPSD) ≤ 11 dBm/MHz. If G_{TX} > 6 dBi, then PPSD= 11 – (G_{TX} – 6).
☐	For the 5.47-5.725 GHz band, the peak power spectral density (PPSD) ≤ 11 dBm/MHz. If G_{TX} > 6 dBi, then PPSD= 11 – (G_{TX} – 6).
☒	For the 5.725-5.85 GHz band:
	▪ Point-to-multipoint systems (P2M): the peak power spectral density (PPSD) ≤ 30 dBm/500kHz. If G_{TX} > 6 dBi, then PPSD= 30 – (G_{TX} – 6).
	▪ Point-to-point systems (P2P): the peak power spectral density (PPSD) ≤ 30 dBm/500kHz.
PPSD = peak power spectral density that he same method as used to determine the conducted output power shall be used to determine the power spectral density. And power spectral density in dBm/MHz **G_{TX}** = the maximum transmitting antenna directional gain in dBi.	

3.4.2 Measuring Instruments

Refer a test equipment and calibration data table in this test report.

3.4.3 Test Procedures

Test Method	
▪ Peak power spectral density procedures that the same method as used to determine the conducted output power shall be used to determine the peak power spectral density and use the peak search function on the spectrum analyzer to find the peak of the spectrum. For the peak power spectral density shall be measured using below options:	
	☐ Refer as KDB 789033, F)5) power spectral density can be measured using resolution bandwidths < 1 MHz provided that the results are integrated over 1 MHz bandwidth
	Duty cycle ≥ 98%
	☐ Refer as KDB 789033, clause E Method SA-2 (spectral trace averaging).
	Duty cycle < 98%
	☒ Refer as KDB 789033, clause E Method SA-2 Alt. (RMS detection with slow sweep speed)
▪ For conducted measurement.	

Test Method		
	▪ If the EUT supports multiple transmit chains using options given below:	
		▪ Measure and sum the spectra across the outputs. Refer as KDB 662911, In-band power spectral density (PSD). Sample all transmit ports simultaneously using a spectrum analyzer for each transmit port. Where the trace bin-by-bin of each transmit port summing can be performed. (i.e., in the first spectral bin of output 1 is summed with that in the first spectral bin of output 2 and that from the first spectral bin of output 3, and so on up to the NTX output to obtain the value for the first frequency bin of the summed spectrum.). Add up the amplitude (power) values for the different transmit chains and use this as the new data trace.
	▪	If multiple transmit chains, EIRP PPSD calculation could be following as methods: $PPSD_{total} = PPSD_1 + PPSD_2 + \ldots + PPSD_n$ (calculated in linear unit [mW] and transfer to log unit [dBm]) $EIRP_{total} = PPSD_{total} + DG$

3.4.4 Test Setup

Power Spectral Density


3.4.5 Test Result of Peak Power Spectral Density

Refer as Appendix D

3.5 Unwanted Emissions

3.5.1 Transmitter Radiated Unwanted Emissions Limit

Unwanted emissions below 1 GHz and restricted band emissions above 1GHz limit			
Frequency Range (MHz)	**Field Strength (uV/m)**	**Field Strength (dBuV/m)**	**Measure Distance (m)**
0.009~0.490	2400/F(kHz)	48.5 - 13.8	300
0.490~1.705	24000/F(kHz)	33.8 - 23	30
1.705~30.0	30	29	30
30~88	100	40	3
88~216	150	43.5	3
216~960	200	46	3
Above 960	500	54	3

Note 1: Test distance for frequencies at or above 30 MHz, measurements may be performed at a distance other than the limit distance provided they are not performed in the near field and the emissions to be measured can be detected by the measurement equipment. When performing measurements at a distance other than that specified, the results shall be extrapolated to the specified distance using an extrapolation factor of 20 dB/decade (inverse of linear distance for field-strength measurements, inverse of linear distance-squared for power-density measurements).

Note 2: Test distance for frequencies at below 30 MHz, measurements may be performed at a distance closer than the EUT limit distance; however, an attempt should be made to avoid making measurements in the near field. When performing measurements below 30 MHz at a closer distance than the limit distance, the results shall be extrapolated to the specified distance by either making measurements at a minimum of two or more distances on at least one radial to determine the proper extrapolation factor or by using the square of an inverse linear distance extrapolation factor (40 dB/decade). The test report shall specify the extrapolation method used to determine compliance of the EUT.

Note 3: Using the distance of 1m during the test for above 18 GHz, and the test value to correct for the distance factor at 3m.

Un-restricted band emissions above 1GHz Limit	
Operating Band	**Limit**
5.15 - 5.25 GHz	e.i.r.p. -27 dBm [68.2 dBuV/m@3m]
5.25 - 5.35 GHz	e.i.r.p. -27 dBm [68.2 dBuV/m@3m]
5.47 - 5.725 GHz	e.i.r.p. -27 dBm [68.2 dBuV/m@3m]
5.725 - 5.85 GHz	5.650-5700 GHz: e.i.r.p. -27 ~ 10 dBm [68.2 ~ 105.2 dBuV/m@3m] 5.700-5720 GHz: e.i.r.p. 10 ~ 15.6 dBm [105.2 ~ 110.8 dBuV/m@3m] 5.720-5725 GHz: e.i.r.p. 15.6 ~ 27 dBm [110.8 ~ 122.2 dBuV/m@3m] 5.850-5.855 GHz: e.i.r.p. 27 ~ 15.6 dBm [122.2 ~ 110.8 dBuV/m@3m] 5.855-5.875 GHz: e.i.r.p. 15.6 ~ 10 dBm [110.8 ~ 105.2 dBuV/m@3m] 5.875-5.925 GHz: e.i.r.p. 10 ~ -27 dBm [105.2 ~ 68.2dBuV/m@3m] Other un-restricted band: e.i.r.p. -27 dBm [68.2 dBuV/m@3m]

Note 1: Measurements may be performed at a distance other than the limit distance provided they are not performed in the near field and the emissions to be measured can be detected by the measurement equipment. When performing measurements at a distance other than that specified, the results shall be extrapolated to the specified distance using an extrapolation factor of 20 dB/decade (inverse of linear distance for field-strength measurements, inverse of linear distance-squared for power-density measurements).

3.5.2 Measuring Instruments

Refer a test equipment and calibration data table in this test report.

3.5.3 Test Procedures

Test Method		
▪ Measurements may be performed at a distance other than the limit distance provided they are not performed in the near field and the emissions to be measured can be detected by the measurement equipment. Measurements shall not be performed at a distance greater than 30 m for frequencies above 30 MHz, unless it can be further demonstrated that measurements at a distance of 30 m or less are impractical. When performing measurements at a distance other than that specified, the results shall be extrapolated to the specified distance using an extrapolation factor of 20 dB/decade (inverse of linear distance for field-strength measurements, inverse of linear distance-squared for power-density measurements).		
▪ The average emission levels shall be measured in [duty cycle ≥ 98 or duty factor].		
▪ For the transmitter unwanted emissions shall be measured using following options below:		
	▪ Refer as KDB 789033, clause G)2) for unwanted emissions into non-restricted bands.	
	▪ Refer as KDB 789033, clause G)1) for unwanted emissions into restricted bands.	
		☒ Refer as KDB 789033, G)6) Method VB (ANSI C63.10, clause 4.1.4.2.3), Reduced VBW.
		☒ Refer as KDB 789033, clause G)5) (ANSI C63.10, clause 4.1.4.2.2), measurement procedure peak limit.
▪ For radiated measurement.		
	▪ Refer as ANSI C63.10, clause 6.4 for radiated emissions below 30 MHz and test distance is 3m.	
	▪ Refer as ANSI C63.10, clause 6.5 for radiated emissions 30 MHz to 1 GHz and test distance is 3m.	
	▪ Refer as ANSI C63.10, clause 6.6 for radiated emissions above 1GHz.	
▪ The any unwanted emissions level shall not exceed the fundamental emission level.		
▪ All amplitude of spurious emissions that are attenuated by more than 20 dB below the permissible value has no need to be reported.		
▪ Use the following spectrum analyzer settings:		
	▪ Set RBW=100 kHz for f < 1 GHz; VBW=3 * RBW; Sweep = auto; Detector function = peak; Trace = max hold.	
	▪ Set RBW = 1 MHz, VBW= 3MHz for f ≥ 1 GHz for peak measurement. For average measurement, refer as 1.1.4.	
▪ KDB 414788 Open-Field Test Sites and Chamber Correlation Justification.		
	▪ Based on FCC 15.31(f)(2): measurements may be performed at a distance closer than that specified in regulations; however, an attempt should be made to avoid making measurements in the near field.	
	▪ Open-field site and chamber correlation testing had been performed and chamber measured test result is the worst case test result.	

3.5.4 Measurement Results Calculation

The measured Level is calculated using:
Corrected Reading: Raw(Read Level) + AF(Antenna Factor) + CL(Cable Loss) - PA(Preamp Factor)

3.5.5 Test Setup

Transmitter Radiated Unwanted Emissions

9kHz ~30MHz

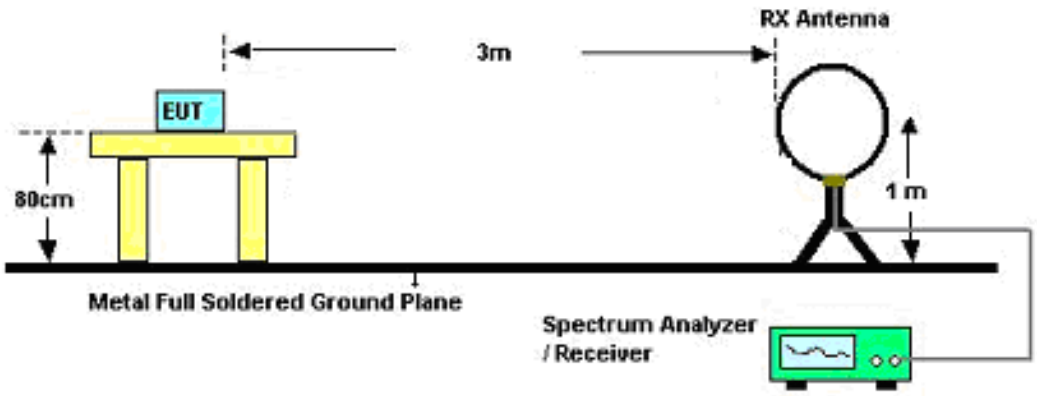

30MHz~1GHz

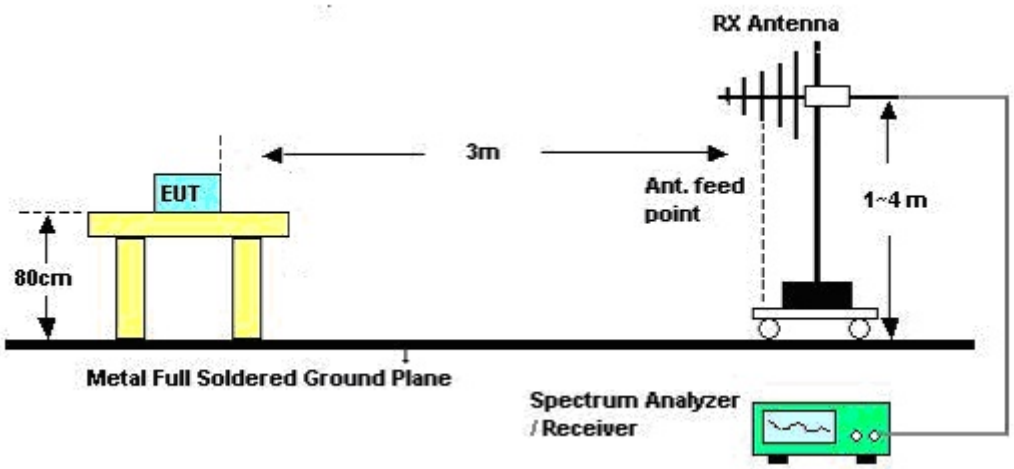

Above 1GHz

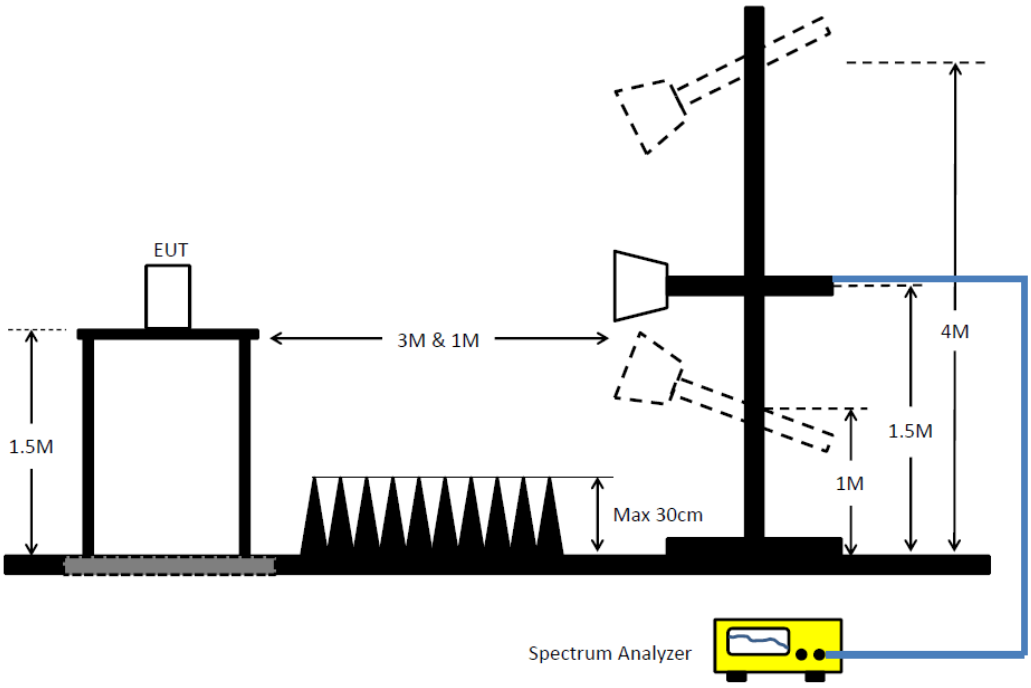

3.5.6 Transmitter Unwanted Emissions (Below 30MHz)

The amplitude of spurious emissions which are attenuated by more than 20dB below the permissible value has no need to be reported.

3.5.7 Test Result of Transmitter Unwanted Emissions

Refer as Appendix E

4 Test Equipment and Calibration Data

Instrument for AC Conduction

Instrument	Manufacturer /Brand	Model No.	Serial No.	Spec.	Calibration Date	Calibration Due Date
EMI Test Receiver	R&S	ESR	102051	9kHz ~ 3.6GHz	13/May/2022	12/May/2023
Two-Line V-Network	R&S	ENV 216	100003	9kHz ~ 30MHz	18/Feb/2022	17/Feb/2023
RF Cable 5m	TITAN	TITAN	CO04-cable-01	9 kHz~200MHz	01/Mar/2022	28/Feb/2023
Impuls Begrenzer Pulse Limiter	SCHWARZBECK	VTSD 9561-F	9561-F041	9kHz ~ 30MHz	26/Oct/2021	25/Oct/2022
Software	Sporton	SENSE-EMI	V5.10.14	-	NCR	NCR

NCR: No Calibration Required

Instrument for Conducted Test

Instrument	Manufacturer /Brand	Model No.	Serial No.	Spec.	Calibration Date	Calibration Due Date
Signal Analyzer	R&S	FSV 40	101013	10Hz~40GHz	01/Apr/2022	31/Mar/2023
SMB100A Signal Generator	R&S	SMB100A	181147	100kHz~40GHz	21/Oct/2021	20/Oct/2022
Pulse Sensor	Anritsu	MA2411B	0917017	300MHz~40GHz	21/Feb/2022	20/Feb/2023
Power Meter	Anritsu	ML2495A	0949003	300MHz~40GHz	21/Feb/2022	20/Feb/2023
SENSE-15407_NII	Sporton	V5.10.7.20	N/A	N/A	N/A	N/A

Instrument for Radiated Test

Instrument	Manufacturer /Brand	Model No.	Serial No.	Spec.	Calibration Date	Calibration Due Date
3m Semi Anechoic Chamber	SIDT FRANKONIA	SAC-3M	03CH02-HY	30MHz~1GHz 3m	02/Aug/2021	01/Aug/2022
3m Semi Anechoic Chamber	SIDT FRANKONIA	SAC-3M	03CH02-HY	1GHz~18GHz 3m	01/Aug/2021	31/Jul/2022
Signal Analyzer	R&S	FSP40	100593	9kHz~40GHz	08/Apr/2022	07/Apr/2023
Amplifier	Agilent	8447D	2944A11149	100kHz~1.3GHz	29/Jun/2021	28/Jun/2022
Microwave Preamplifier	Agilent	8449B	3008A02373	1GHz~26.5GHz	03/Nov/2021	02/Nov/2022
Double Ridged Guide Horn Antenna	SCHWARZBECK	BBHA 9120 D	02268	1GHz ~18GHz	14/Sep/2021	13/Sep/2022
Bilog Antenna & 5dB Attenuator	SCHAFFNER / MTJ	CBL 6112B / MTJ6102-05	2723 / 2	30MHz~1GHz	04/Sep/2021	03/Sep/2022
RF Cable	MVE	400LL	MVE-1-0802	9kHz~30MHz	04/May/2022	03/May/2023
RF Cable	MVE	400LL	MVE-1-0802	30MHz~1GHz	04/May/2022	03/May/2023
RF Cable-R03m	HUBER+ SUHNER	SUCOFLEX104	805193/4+805192 /4	1GHz~40GHz	01/Apr/2022	31/Mar/2023
Broadband Horn Antenna	SCHWARZBECK	BBHA 9170	BBHA 9170221	15GHz~40GHz	18/Mar/2022	17/Mar/2023
Microwave Premplifier	EMC INSTRUMENTS	EM18G40G	060604	18GHz~40GHz	08/Mar/2022	07/Mar/2023
Loop Antenna	TESEQ	HLA 6120	31244	9kHz~30MHz	18/Mar/2022	17/Mar/2023
EMI Test Receiver	R&S	ESR3	102052	9kHz~3.6GHz	13/May/2022	12/May/2023
SENSE-15407_NII	Sporton	V5.10.8.1	N/A	N/A	N/A	N/A

Summary

Mode	Result	Type	Freq (Hz)	Level (dBuV)	Limit (dBuV)	Margin (dB)	Condition
Mode 1	Pass	QP	161.82k	52.40	65.37	-12.97	Neutral

Mode Configure

Mode	Result	Type	Freq (Hz)	Level (dBuV)	Limit (dBuV)	Margin (dB)	Condition	Comments
Mode 1	Pass	QP	164.425k	51.31	65.24	-13.93	Line	-
Mode 1	Pass	AV	164.425k	34.29	55.24	-20.95	Line	-
Mode 1	Pass	QP	258.152k	38.18	61.49	-23.31	Line	-
Mode 1	Pass	AV	258.152k	26.94	51.49	-24.55	Line	-
Mode 1	Pass	QP	479.294k	33.17	56.34	-23.17	Line	-
Mode 1	Pass	AV	479.294k	23.77	46.34	-22.57	Line	-
Mode 1	Pass	QP	3.167M	30.38	56.00	-25.62	Line	-
Mode 1	Pass	AV	3.167M	23.70	46.00	-22.30	Line	-
Mode 1	Pass	QP	7.324M	31.26	60.00	-28.74	Line	-
Mode 1	Pass	AV	7.324M	26.23	50.00	-23.77	Line	-
Mode 1	Pass	QP	17.909M	26.23	60.00	-33.77	Line	-
Mode 1	Pass	AV	17.909M	21.80	50.00	-28.20	Line	-
Mode 1	Pass	QP	161.82k	52.40	65.37	-12.97	Neutral	-
Mode 1	Pass	AV	161.82k	36.02	55.37	-19.35	Neutral	-
Mode 1	Pass	QP	344.115k	31.57	59.10	-27.53	Neutral	-
Mode 1	Pass	AV	344.115k	20.67	49.10	-28.43	Neutral	-
Mode 1	Pass	QP	498.814k	33.28	56.02	-22.74	Neutral	-
Mode 1	Pass	AV	498.814k	24.03	46.02	-21.99	Neutral	-
Mode 1	Pass	QP	1.311M	28.95	56.00	-27.05	Neutral	-
Mode 1	Pass	AV	1.311M	23.55	46.00	-22.45	Neutral	-
Mode 1	Pass	QP	7.15M	33.40	60.00	-26.60	Neutral	-
Mode 1	Pass	AV	7.15M	28.38	50.00	-21.62	Neutral	-
Mode 1	Pass	QP	11.498M	27.72	60.00	-32.28	Neutral	-
Mode 1	Pass	AV	11.498M	23.36	50.00	-26.64	Neutral	-

Conducted Emissions at Powerline_Mode 1

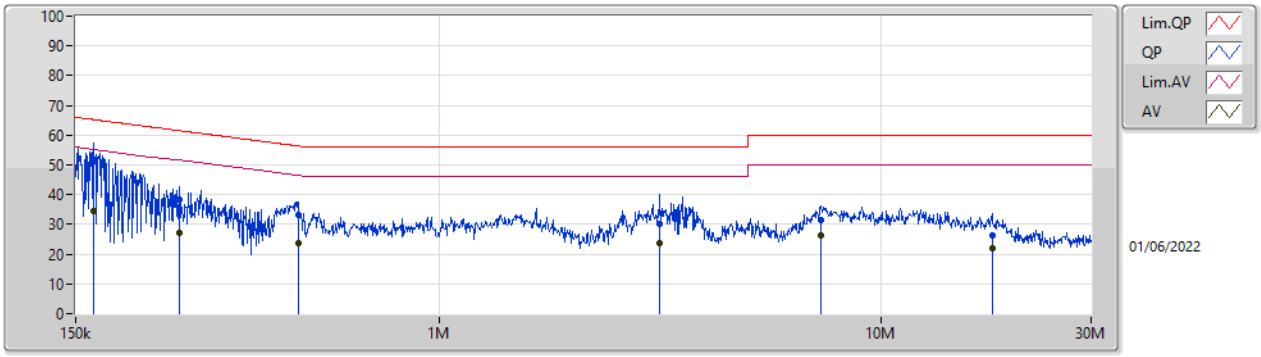

Type	Freq	Level	Limit	Margin	Factor	Condition	Comment	Raw	LISN	CL	AT
	(Hz)	(dBuV)	(dBuV)	(dB)	(dB)			(dBuV)	(dB)	(dB)	(dB)
QP	164.425k	51.31	65.24	-13.93	19.63	Line	-	31.68	9.69	0.03	9.91
AV	164.425k	34.29	55.24	-20.95	19.63	Line	-	14.66	9.69	0.03	9.91
QP	258.152k	38.18	61.49	-23.31	19.63	Line	-	18.55	9.69	0.03	9.91
AV	258.152k	26.94	51.49	-24.55	19.63	Line	-	7.31	9.69	0.03	9.91
QP	479.294k	33.17	56.34	-23.17	19.63	Line	-	13.54	9.68	0.04	9.91
AV	479.294k	23.77	46.34	-22.57	19.63	Line	-	4.14	9.68	0.04	9.91
QP	3.167M	30.38	56.00	-25.62	19.74	Line	-	10.64	9.71	0.11	9.92
AV	3.167M	23.70	46.00	-22.30	19.74	Line	-	3.96	9.71	0.11	9.92
QP	7.324M	31.26	60.00	-28.74	19.87	Line	-	11.39	9.78	0.16	9.93
AV	7.324M	26.23	50.00	-23.77	19.87	Line	-	6.36	9.78	0.16	9.93
QP	17.909M	26.23	60.00	-33.77	19.98	Line	-	6.25	9.79	0.26	9.93
AV	17.909M	21.80	50.00	-28.20	19.98	Line	-	1.82	9.79	0.26	9.93

Conducted Emissions at Powerline_Mode 1

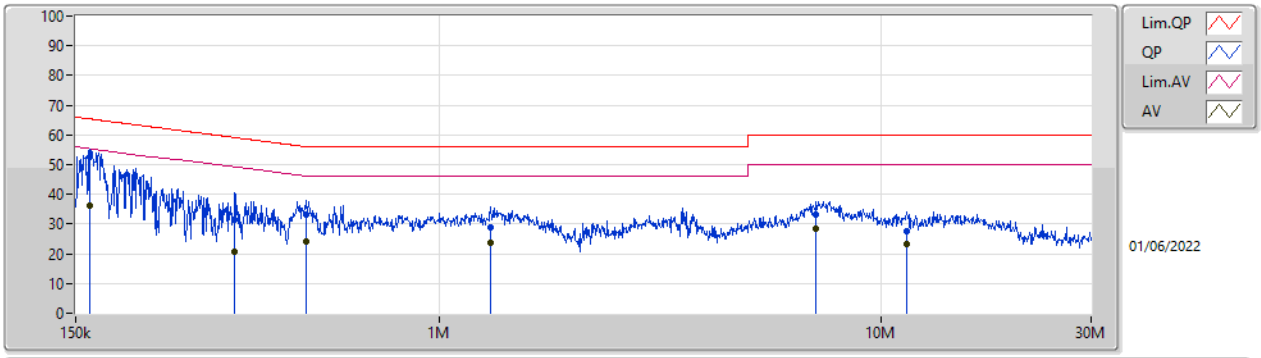

Type	Freq	Level	Limit	Margin	Factor	Condition	Comment	Raw	LISN	CL	AT
	(Hz)	(dBuV)	(dBuV)	(dB)	(dB)			(dBuV)	(dB)	(dB)	(dB)
QP	161.82k	52.40	65.37	-12.97	19.67	Neutral	-	32.73	9.73	0.03	9.91
AV	161.82k	36.02	55.37	-19.35	19.67	Neutral	-	16.35	9.73	0.03	9.91
QP	344.115k	31.57	59.10	-27.53	19.67	Neutral	-	11.90	9.72	0.04	9.91
AV	344.115k	20.67	49.10	-28.43	19.67	Neutral	-	1.00	9.72	0.04	9.91
QP	498.814k	33.28	56.02	-22.74	19.67	Neutral	-	13.61	9.72	0.04	9.91
AV	498.814k	24.03	46.02	-21.99	19.67	Neutral	-	4.36	9.72	0.04	9.91
QP	1.311M	28.95	56.00	-27.05	19.71	Neutral	-	9.24	9.73	0.06	9.92
AV	1.311M	23.55	46.00	-22.45	19.71	Neutral	-	3.84	9.73	0.06	9.92
QP	7.15M	33.40	60.00	-26.60	19.93	Neutral	-	13.47	9.84	0.16	9.93
AV	7.15M	28.38	50.00	-21.62	19.93	Neutral	-	8.45	9.84	0.16	9.93
QP	11.498M	27.72	60.00	-32.28	20.04	Neutral	-	7.68	9.91	0.20	9.93
AV	11.498M	23.36	50.00	-26.64	20.04	Neutral	-	3.32	9.91	0.20	9.93

Summary

Mode	Max-N dB (Hz)	Max-OBW (Hz)	ITU-Code	Min-N dB (Hz)	Min-OBW (Hz)
5.15-5.25GHz	-	-	-	-	-
802.11a_Nss1,(6Mbps)_1TX	21.78M	17.061M	17M1D1D	21.54M	16.912M
802.11ac VHT20_Nss1,(MCS0)_1TX	26.04M	18.111M	18M2D1D	21.48M	17.961M
802.11ac VHT40_Nss1,(MCS0)_1TX	56.16M	36.942M	37M0D1D	39.96M	36.402M
802.11ac VHT80_Nss1,(MCS0)_1TX	81.12M	75.442M	75M5D1D	81.12M	75.442M
5.725-5.85GHz	-	-	-	-	-
802.11a_Nss1,(6Mbps)_1TX	15.57M	22.069M	22M1D1D	15.12M	21.709M
802.11ac VHT20_Nss1,(MCS0)_1TX	16.23M	25.967M	26M0D1D	15.12M	24.738M
802.11ac VHT40_Nss1,(MCS0)_1TX	35.16M	52.954M	53M0D1D	35.04M	50.615M
802.11ac VHT80_Nss1,(MCS0)_1TX	75.24M	87.796M	87M8D1D	75.24M	87.796M

Max-N dB = Maximum 6dB down bandwidth for 5.725-5.85GHz band / Maximum 26dB down bandwidth for other band;
Max-OBW = Maximum 99% occupied bandwidth;
Min-N dB = Minimum 6dB down bandwidth for 5.725-5.85GHz band / Maximum 26dB down bandwidth for other band;
Min-OBW = Minimum 99% occupied bandwidth

Result

Mode	Result	Limit (Hz)	Port 1-N dB (Hz)	Port 1-OBW (Hz)
802.11a_Nss1,(6Mbps)_1TX	-	-	-	-
5180MHz	Pass	Inf	21.78M	16.912M
5200MHz	Pass	Inf	21.54M	17.061M
5240MHz	Pass	Inf	21.54M	17.031M
5745MHz	Pass	500k	15.12M	21.709M
5785MHz	Pass	500k	15.39M	22.069M
5825MHz	Pass	500k	15.57M	21.979M
802.11ac VHT20_Nss1,(MCS0)_1TX	-	-	-	-
5180MHz	Pass	Inf	21.48M	17.961M
5200MHz	Pass	Inf	26.04M	18.081M
5240MHz	Pass	Inf	24.63M	18.111M
5745MHz	Pass	500k	16.23M	25.037M
5785MHz	Pass	500k	15.12M	25.967M
5825MHz	Pass	500k	15.15M	24.738M
802.11ac VHT40_Nss1,(MCS0)_1TX	-	-	-	-
5190MHz	Pass	Inf	39.96M	36.402M
5230MHz	Pass	Inf	56.16M	36.942M
5755MHz	Pass	500k	35.16M	52.954M
5795MHz	Pass	500k	35.04M	50.615M
802.11ac VHT80_Nss1,(MCS0)_1TX	-	-	-	-
5210MHz	Pass	Inf	81.12M	75.442M
5775MHz	Pass	500k	75.24M	87.796M

Port X-N dB = Port X 6dB down bandwidth for 5.725-5.85GHz band / 26dB down bandwidth for other band
Port X-OBW = Port X 99% occupied bandwidth

802.11a_Nss1,(6Mbps)_1TX EBW

5180MHz

10/06/2022

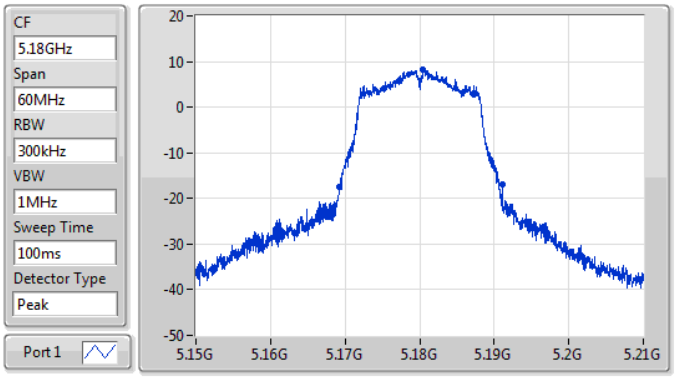

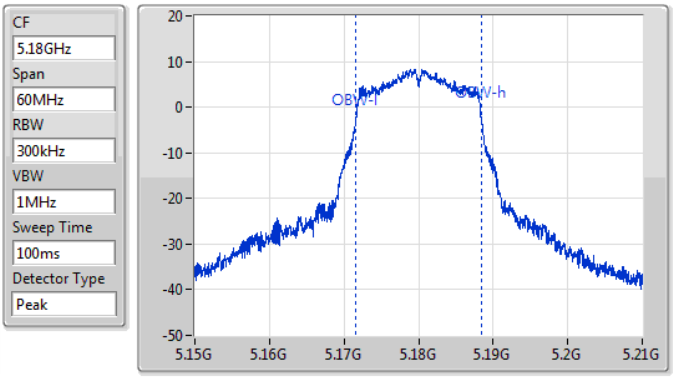

26dB(Hz)	Fl-26dB(Hz)	Fh-26dB(Hz)	OBW(Hz)	Fl-OBW(Hz)	Fh-OBW(Hz)	Limit(Hz)	Port
21.78M	5.16926G	5.19104G	16.912M	5.171514G	5.188426G	Inf	1

802.11a_Nss1,(6Mbps)_1TX EBW

5200MHz

10/06/2022

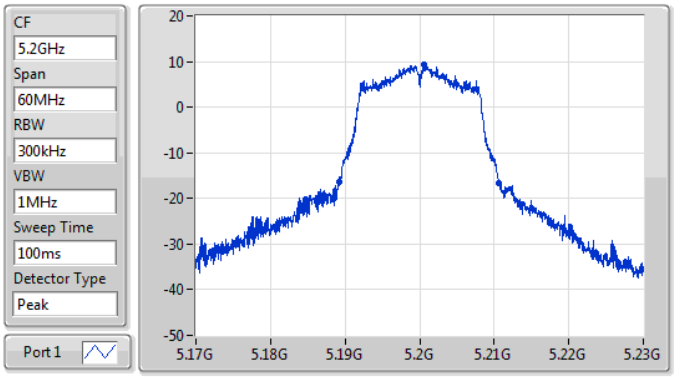

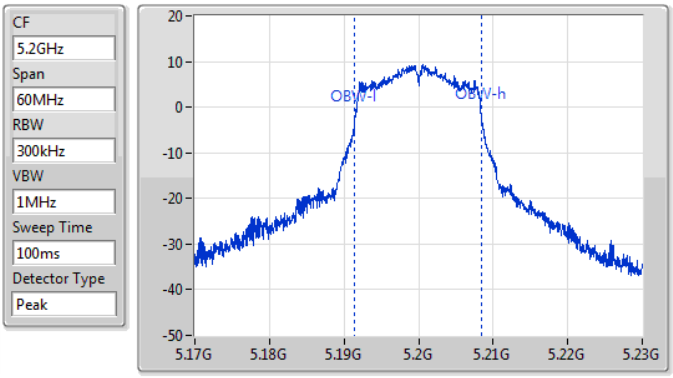

26dB(Hz)	Fl-26dB(Hz)	Fh-26dB(Hz)	OBW(Hz)	Fl-OBW(Hz)	Fh-OBW(Hz)	Limit(Hz)	Port
21.54M	5.18914G	5.21068G	17.061M	5.191424G	5.208486G	Inf	1

802.11a_Nss1,(6Mbps)_1TX EBW

5240MHz

10/06/2022

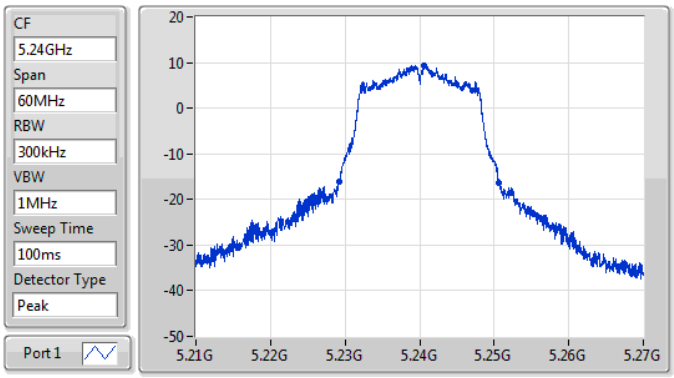

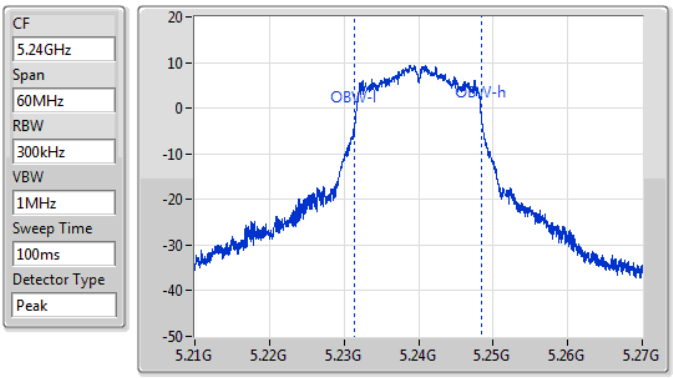

26dB(Hz)	Fl-26dB(Hz)	Fh-26dB(Hz)	OBW(Hz)	Fl-OBW(Hz)	Fh-OBW(Hz)	Limit(Hz)	Port
21.54M	5.22914G	5.25068G	17.031M	5.231424G	5.248456G	Inf	1

802.11a_Nss1,(6Mbps)_1TX EBW

5745MHz

31/05/2022

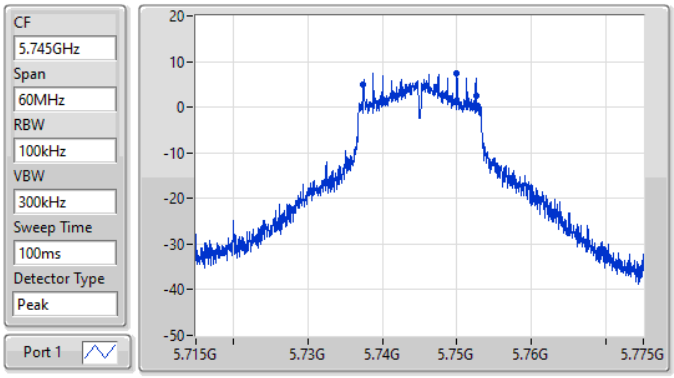

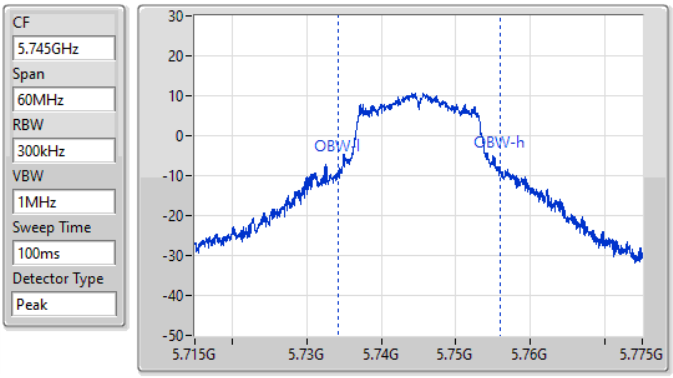

6dB(Hz)	Fl-6dB(Hz)	Fh-6dB(Hz)	OBW(Hz)	Fl-OBW(Hz)	Fh-OBW(Hz)	Limit(Hz)	Port
15.12M	5.73747G	5.75259G	21.709M	5.734175G	5.755885G	500k	1

802.11a_Nss1,(6Mbps)_1TX EBW

5785MHz

31/05/2022

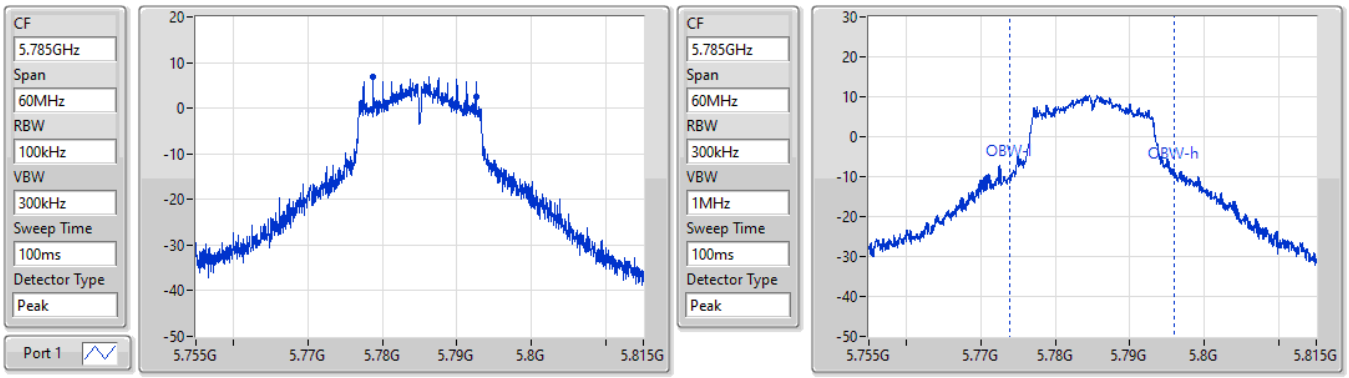

6dB(Hz)	Fl-6dB(Hz)	Fh-6dB(Hz)	OBW(Hz)	Fl-OBW(Hz)	Fh-OBW(Hz)	Limit(Hz)	Port
15.39M	5.7772G	5.79259G	22.069M	5.773936G	5.796004G	500k	1

802.11a_Nss1,(6Mbps)_1TX EBW

5825MHz

31/05/2022

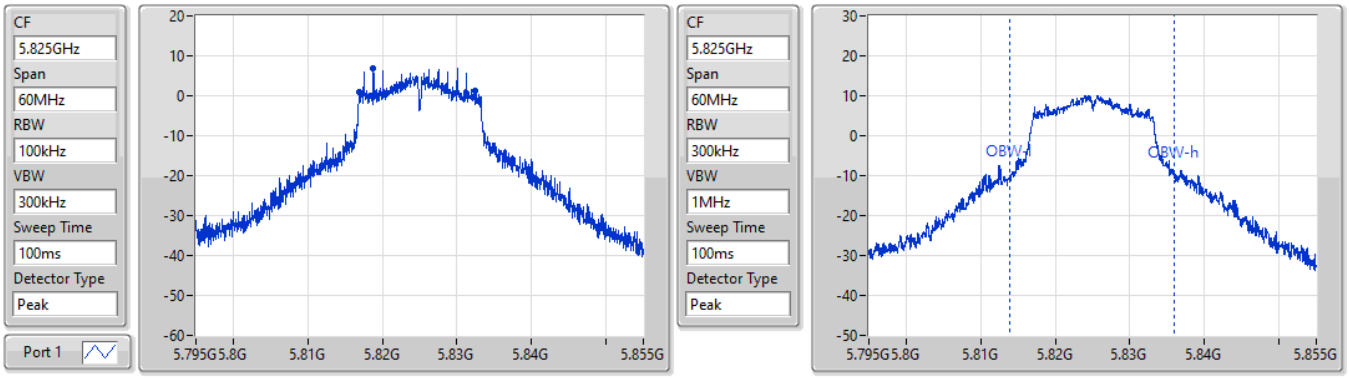

6dB(Hz)	Fl-6dB(Hz)	Fh-6dB(Hz)	OBW(Hz)	Fl-OBW(Hz)	Fh-OBW(Hz)	Limit(Hz)	Port
15.57M	5.8169G	5.83247G	21.979M	5.813966G	5.835945G	500k	1

802.11ac VHT20_Nss1,(MCS0)_1TX EBW

5180MHz

10/06/2022

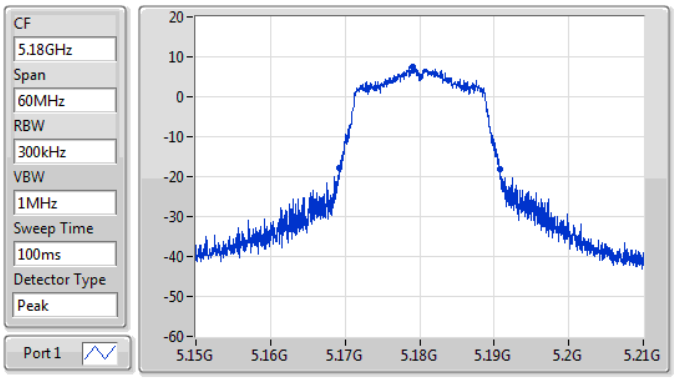

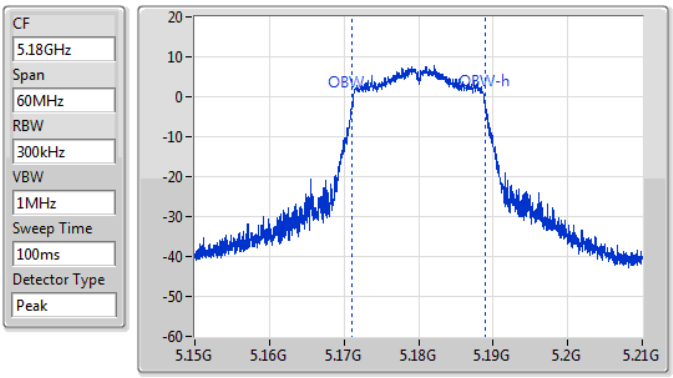

26dB(Hz)	Fl-26dB(Hz)	Fh-26dB(Hz)	OBW(Hz)	Fl-OBW(Hz)	Fh-OBW(Hz)	Limit(Hz)	Port
21.48M	5.16923G	5.19071G	17.961M	5.171034G	5.188996G	Inf	1

802.11ac VHT20_Nss1,(MCS0)_1TX EBW

5200MHz

10/06/2022

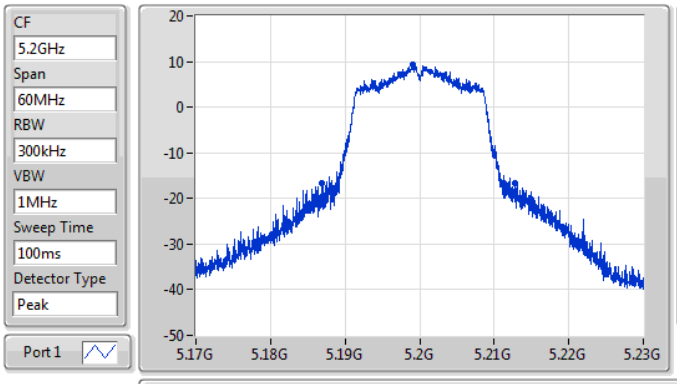

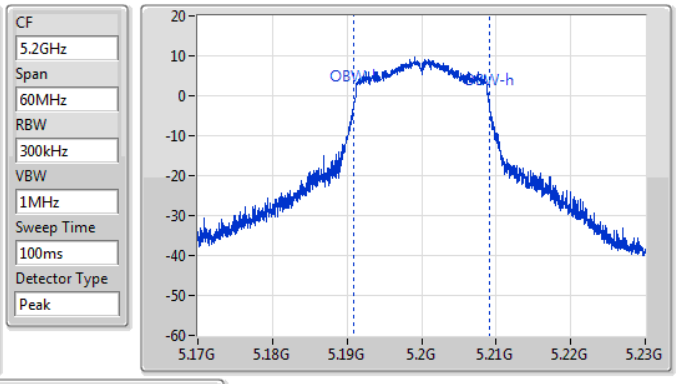

26dB(Hz)	Fl-26dB(Hz)	Fh-26dB(Hz)	OBW(Hz)	Fl-OBW(Hz)	Fh-OBW(Hz)	Limit(Hz)	Port
26.04M	5.1868G	5.21284G	18.081M	5.190975G	5.209055G	Inf	1

802.11ac VHT20_Nss1,(MCS0)_1TX EBW

5240MHz

10/06/2022

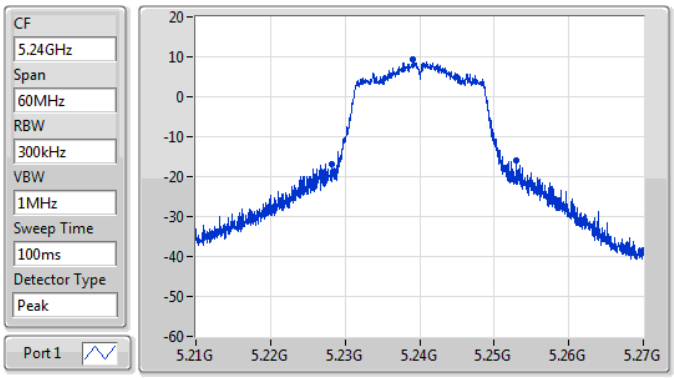

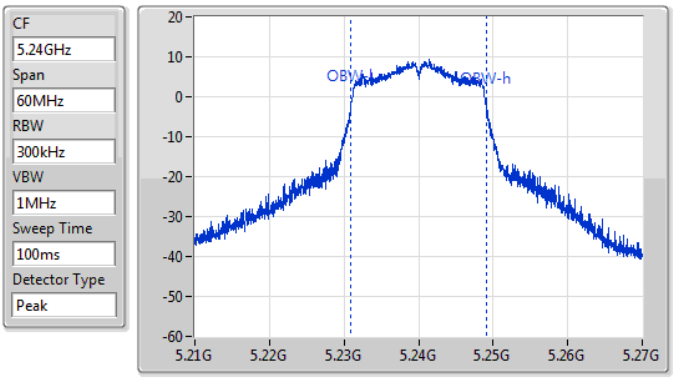

26dB(Hz)	Fl-26dB(Hz)	Fh-26dB(Hz)	OBW(Hz)	Fl-OBW(Hz)	Fh-OBW(Hz)	Limit(Hz)	Port
24.63M	5.2283G	5.25293G	18.111M	5.230945G	5.249055G	Inf	1

802.11ac VHT20_Nss1,(MCS0)_1TX EBW

5745MHz

10/06/2022

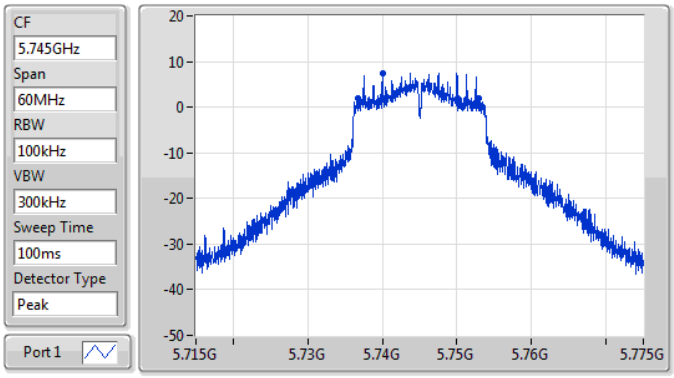

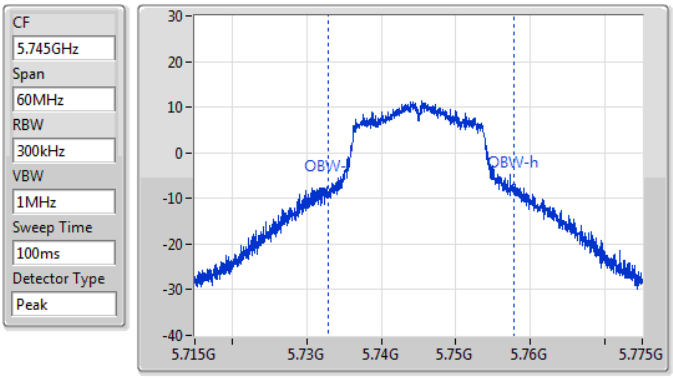

6dB(Hz)	Fl-6dB(Hz)	Fh-6dB(Hz)	OBW(Hz)	Fl-OBW(Hz)	Fh-OBW(Hz)	Limit(Hz)	Port
16.23M	5.73666G	5.75289G	25.037M	5.732826G	5.757864G	500k	1

802.11ac VHT20_Nss1,(MCS0)_1TX EBW

5785MHz

10/06/2022

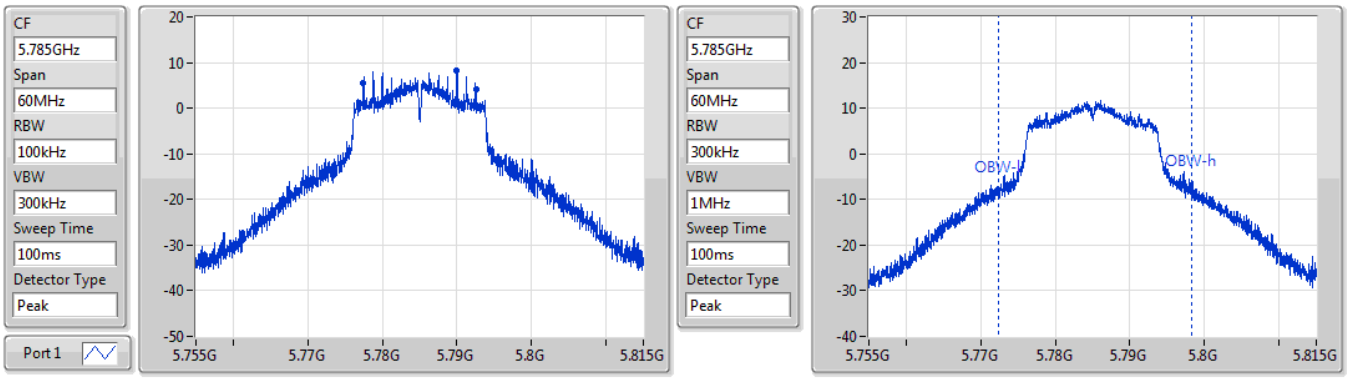

6dB(Hz)	Fl-6dB(Hz)	Fh-6dB(Hz)	OBW(Hz)	Fl-OBW(Hz)	Fh-OBW(Hz)	Limit(Hz)	Port
15.12M	5.77747G	5.79259G	25.967M	5.772376G	5.798343G	500k	1

802.11ac VHT20_Nss1,(MCS0)_1TX EBW

5825MHz

10/06/2022

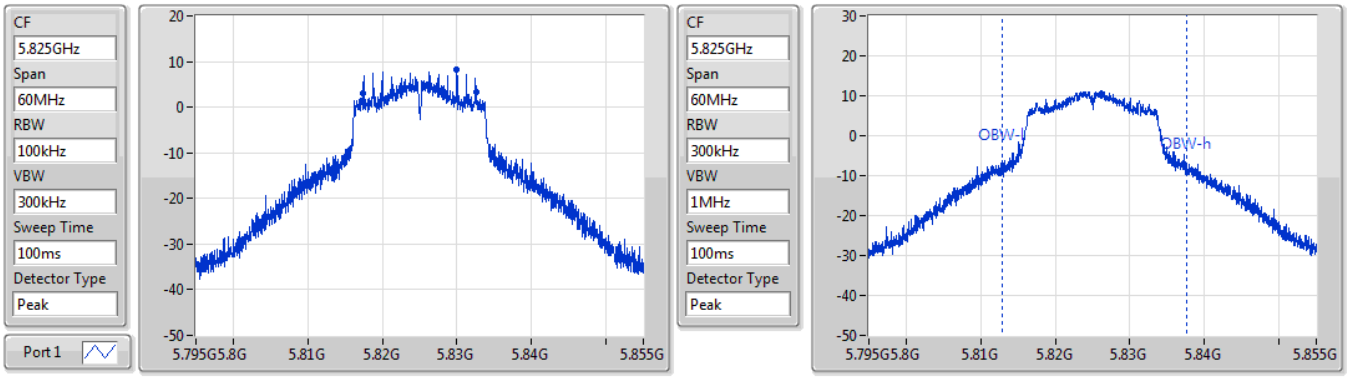

6dB(Hz)	Fl-6dB(Hz)	Fh-6dB(Hz)	OBW(Hz)	Fl-OBW(Hz)	Fh-OBW(Hz)	Limit(Hz)	Port
15.15M	5.81744G	5.83259G	24.738M	5.812826G	5.837564G	500k	1

802.11ac VHT40_Nss1,(MCS0)_1TX EBW

5190MHz

10/06/2022

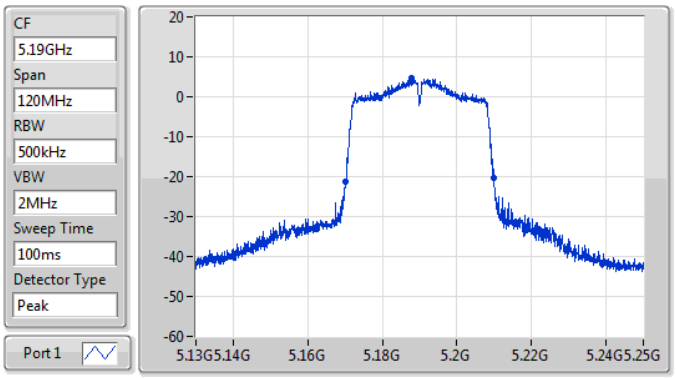

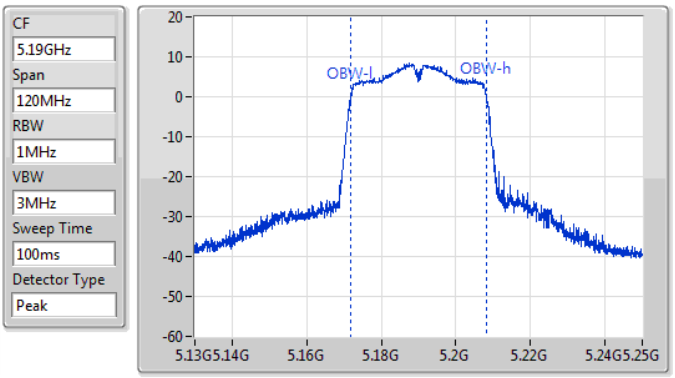

26dB(Hz)	Fl-26dB(Hz)	Fh-26dB(Hz)	OBW(Hz)	Fl-OBW(Hz)	Fh-OBW(Hz)	Limit(Hz)	Port
39.96M	5.17002G	5.20998G	36.402M	5.171829G	5.208231G	Inf	1

802.11ac VHT40_Nss1,(MCS0)_1TX EBW

5230MHz

10/06/2022

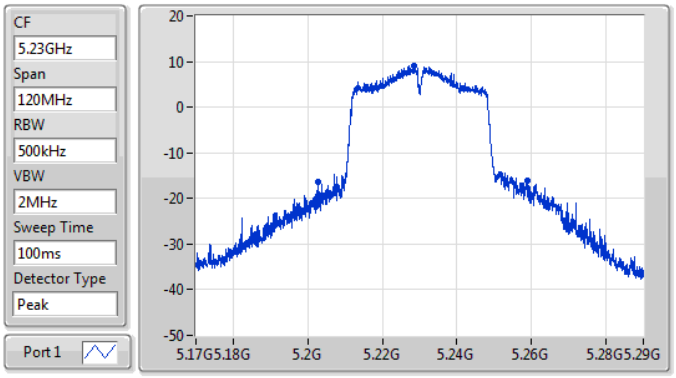

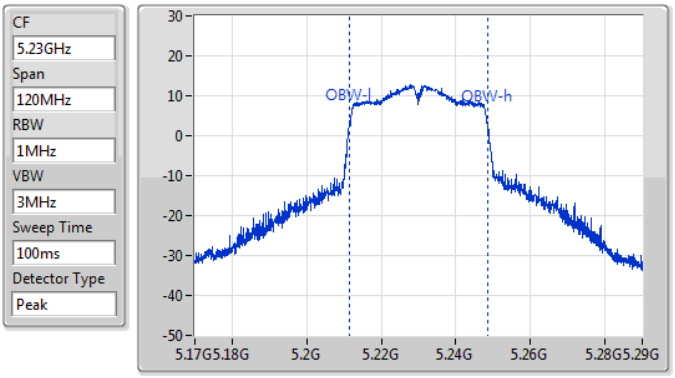

26dB(Hz)	Fl-26dB(Hz)	Fh-26dB(Hz)	OBW(Hz)	Fl-OBW(Hz)	Fh-OBW(Hz)	Limit(Hz)	Port
56.16M	5.20288G	5.25904G	36.942M	5.211589G	5.248531G	Inf	1

802.11ac VHT40_Nss1,(MCS0)_1TX EBW

5755MHz

10/06/2022

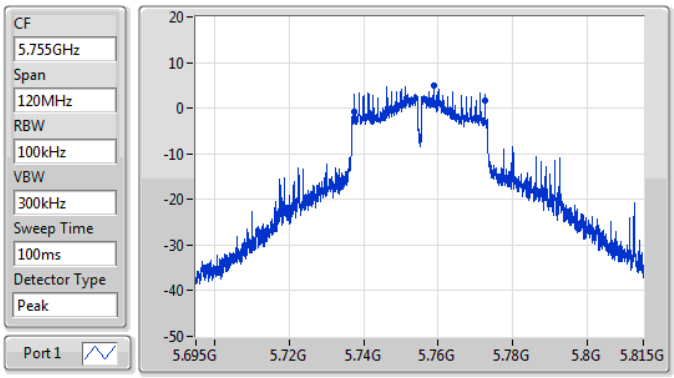

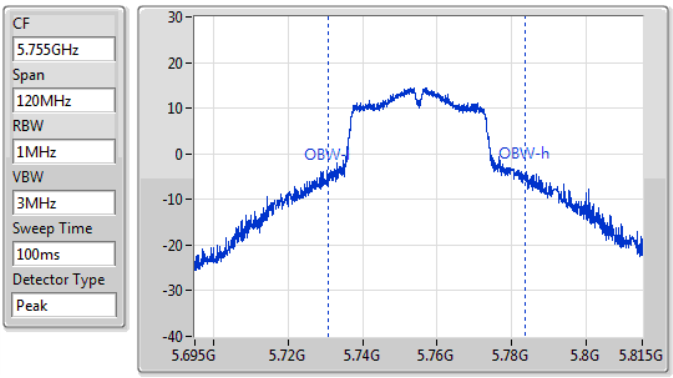

6dB(Hz)	Fl-6dB(Hz)	Fh-6dB(Hz)	OBW(Hz)	Fl-OBW(Hz)	Fh-OBW(Hz)	Limit(Hz)	Port
35.16M	5.73742G	5.77258G	52.954M	5.730712G	5.783666G	500k	1

802.11ac VHT40_Nss1,(MCS0)_1TX EBW

5795MHz

10/06/2022

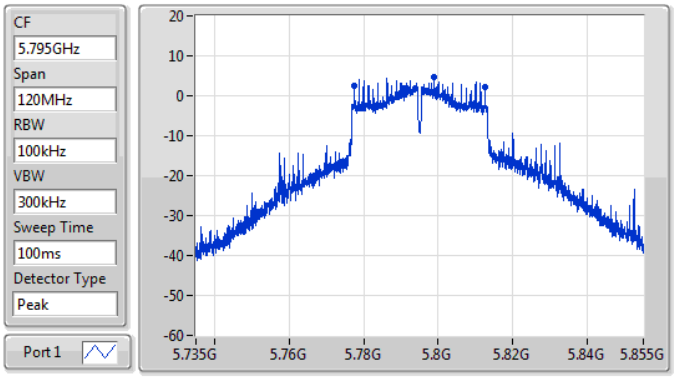

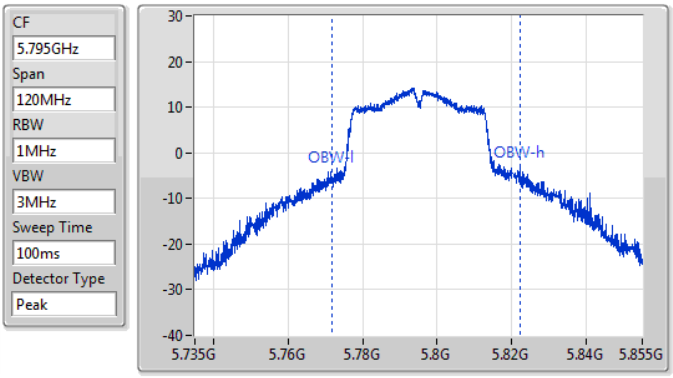

6dB(Hz)	Fl-6dB(Hz)	Fh-6dB(Hz)	OBW(Hz)	Fl-OBW(Hz)	Fh-OBW(Hz)	Limit(Hz)	Port
35.04M	5.77754G	5.81258G	50.615M	5.771792G	5.822406G	500k	1

802.11ac VHT80_Nss1,(MCS0)_1TX EBW

5210MHz

31/05/2022

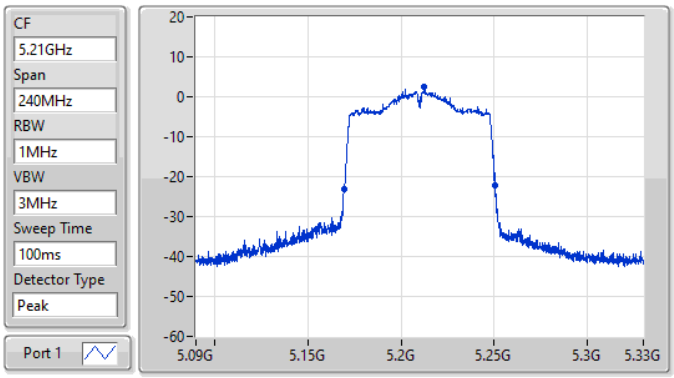

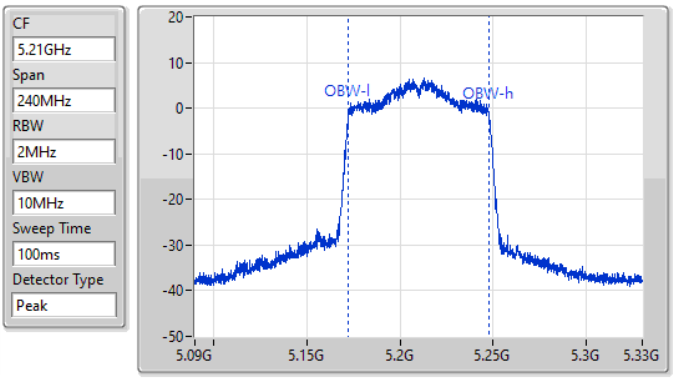

26dB(Hz)	Fl-26dB(Hz)	Fh-26dB(Hz)	OBW(Hz)	Fl-OBW(Hz)	Fh-OBW(Hz)	Limit(Hz)	Port
81.12M	5.16944G	5.25056G	75.442M	5.172339G	5.247781G	Inf	1

802.11ac VHT80_Nss1,(MCS0)_1TX EBW

5775MHz

31/05/2022

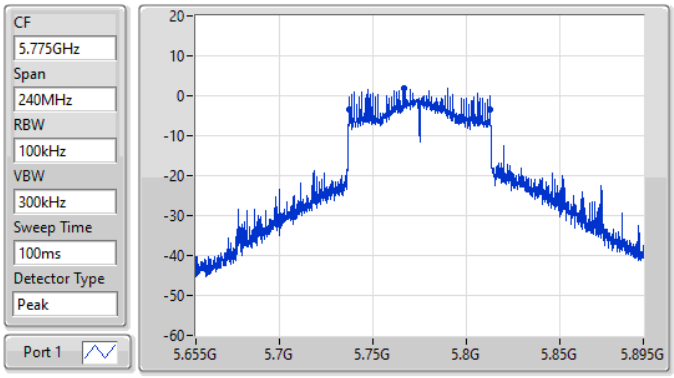

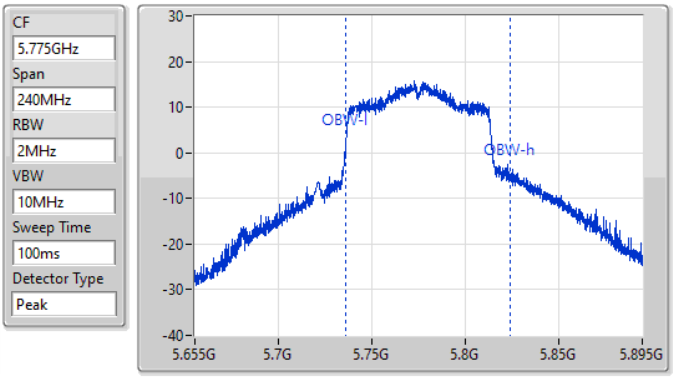

6dB(Hz)	Fl-6dB(Hz)	Fh-6dB(Hz)	OBW(Hz)	Fl-OBW(Hz)	Fh-OBW(Hz)	Limit(Hz)	Port
75.24M	5.73744G	5.81268G	87.796M	5.736019G	5.823816G	500k	1

Summary

Mode	Total Power (dBm)	Total Power (W)	EIRP (dBm)	EIRP (W)
5.15-5.25GHz	-	-	-	-
802.11a_Nss1,(6Mbps)_1TX	16.98	0.04989	20.48	0.11169
802.11ac VHT20_Nss1,(MCS0)_1TX	16.72	0.04699	20.22	0.10520
802.11ac VHT40_Nss1,(MCS0)_1TX	17.17	0.05212	20.67	0.11668
802.11ac VHT80_Nss1,(MCS0)_1TX	9.12	0.00817	12.62	0.01828
5.725-5.85GHz	-	-	-	-
802.11a_Nss1,(6Mbps)_1TX	18.69	0.07396	22.19	0.16558
802.11ac VHT20_Nss1,(MCS0)_1TX	18.84	0.07656	22.34	0.17140
802.11ac VHT40_Nss1,(MCS0)_1TX	18.86	0.07691	22.36	0.17219
802.11ac VHT80_Nss1,(MCS0)_1TX	18.41	0.06934	21.91	0.15524

Result

Mode	Result	DG (dBi)	Port 1 (dBm)	Total Power (dBm)	Power Limit (dBm)	EIRP (dBm)	EIRP Limit (dBm)
802.11a_Nss1,(6Mbps)_1TX	-	-	-	-	-	-	-
5180MHz	Pass	3.50	15.64	15.64	23.98	19.14	30.00
5200MHz	Pass	3.50	16.98	16.98	23.98	20.48	30.00
5240MHz	Pass	3.50	16.77	16.77	23.98	20.27	30.00
5745MHz	Pass	3.50	18.69	18.69	30.00	22.19	36.00
5785MHz	Pass	3.50	18.26	18.26	30.00	21.76	36.00
5825MHz	Pass	3.50	18.13	18.13	30.00	21.63	36.00
802.11ac VHT20_Nss1,(MCS0)_1TX	-	-	-	-	-	-	-
5180MHz	Pass	3.50	15.05	15.05	23.98	18.55	30.00
5200MHz	Pass	3.50	16.72	16.72	23.98	20.22	30.00
5240MHz	Pass	3.50	16.72	16.72	23.98	20.22	30.00
5745MHz	Pass	3.50	18.69	18.69	30.00	22.19	36.00
5785MHz	Pass	3.50	18.80	18.80	30.00	22.30	36.00
5825MHz	Pass	3.50	18.84	18.84	30.00	22.34	36.00
802.11ac VHT40_Nss1,(MCS0)_1TX	-	-	-	-	-	-	-
5190MHz	Pass	3.50	12.95	12.95	23.98	16.45	30.00
5230MHz	Pass	3.50	17.17	17.17	23.98	20.67	30.00
5755MHz	Pass	3.50	18.86	18.86	30.00	22.36	36.00
5795MHz	Pass	3.50	18.51	18.51	30.00	22.01	36.00
802.11ac VHT80_Nss1,(MCS0)_1TX	-	-	-	-	-	-	-
5210MHz	Pass	3.50	9.12	9.12	23.98	12.62	30.00
5775MHz	Pass	3.50	18.41	18.41	30.00	21.91	36.00

DG = Directional Gain; Port X = Port X output power

Summary

Mode	PD (dBm/RBW)	EIRP PD (dBm/RBW)
5.15-5.25GHz	-	-
802.11a_Nss1,(6Mbps)_1TX	5.96	9.46
802.11ac VHT20_Nss1,(MCS0)_1TX	5.64	9.14
802.11ac VHT40_Nss1,(MCS0)_1TX	3.11	6.61
802.11ac VHT80_Nss1,(MCS0)_1TX	-8.05	-4.55
5.725-5.85GHz	-	-
802.11a_Nss1,(6Mbps)_1TX	5.86	9.36
802.11ac VHT20_Nss1,(MCS0)_1TX	6.02	9.52
802.11ac VHT40_Nss1,(MCS0)_1TX	3.14	6.64
802.11ac VHT80_Nss1,(MCS0)_1TX	-0.30	3.20

RBW = 500kHz for 5.725-5.85GHz band / 1MHz for other band;

Result

Mode	Result	DG (dBi)	Port 1 (dBm/RBW)	PD (dBm/RBW)	PD Limit (dBm/RBW)	EIRP PD (dBm/RBW)	EIRP PD Limit (dBm/RBW)
802.11a_Nss1,(6Mbps)_1TX	-	-	-	-	-	-	-
5180MHz	Pass	3.50	4.84	4.84	11.00	8.34	17.00
5200MHz	Pass	3.50	5.96	5.96	11.00	9.46	17.00
5240MHz	Pass	3.50	5.95	5.95	11.00	9.45	17.00
5745MHz	Pass	3.50	5.86	5.86	30.00	9.36	36.00
5785MHz	Pass	3.50	5.36	5.36	30.00	8.86	36.00
5825MHz	Pass	3.50	5.31	5.31	30.00	8.81	36.00
802.11ac VHT20_Nss1,(MCS0)_1TX	-	-	-	-	-	-	-
5180MHz	Pass	3.50	3.86	3.86	11.00	7.36	17.00
5200MHz	Pass	3.50	5.64	5.64	11.00	9.14	17.00
5240MHz	Pass	3.50	5.16	5.16	11.00	8.66	17.00
5745MHz	Pass	3.50	5.99	5.99	30.00	9.49	36.00
5785MHz	Pass	3.50	6.02	6.02	30.00	9.52	36.00
5825MHz	Pass	3.50	5.98	5.98	30.00	9.48	36.00
802.11ac VHT40_Nss1,(MCS0)_1TX	-	-	-	-	-	-	-
5190MHz	Pass	3.50	-1.43	-1.43	11.00	2.07	17.00
5230MHz	Pass	3.50	3.11	3.11	11.00	6.61	17.00
5755MHz	Pass	3.50	3.14	3.14	30.00	6.64	36.00
5795MHz	Pass	3.50	2.71	2.71	30.00	6.21	36.00
802.11ac VHT80_Nss1,(MCS0)_1TX	-	-	-	-	-	-	-
5210MHz	Pass	3.50	-8.05	-8.05	11.00	-4.55	17.00
5775MHz	Pass	3.50	-0.30	-0.30	30.00	3.20	36.00

DG = Directional Gain; RBW = 500kHz for 5.725-5.85GHz band / 1MHz for other band;
PD = trace bin-by-bin of each transmits port summing can be performed maximum power density; Port X = Port X Power Density;

802.11a_Nss1,(6Mbps)_1TX PSD

5180MHz

10/06/2022

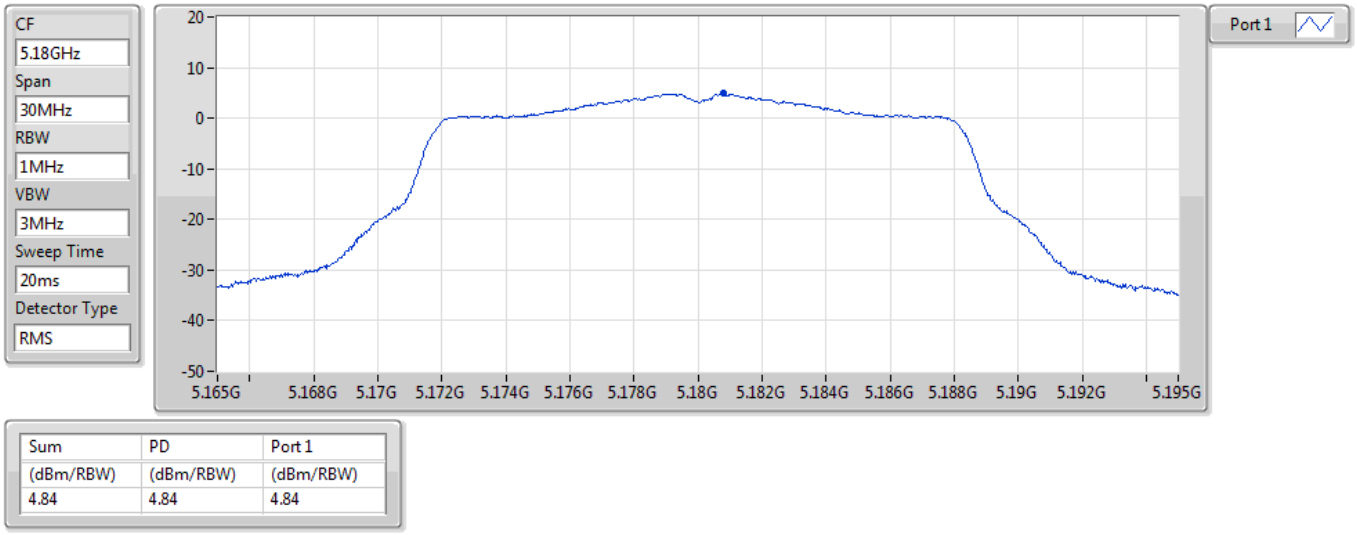

Sum	PD	Port 1
(dBm/RBW)	(dBm/RBW)	(dBm/RBW)
4.84	4.84	4.84

802.11a_Nss1,(6Mbps)_1TX PSD

5200MHz

10/06/2022

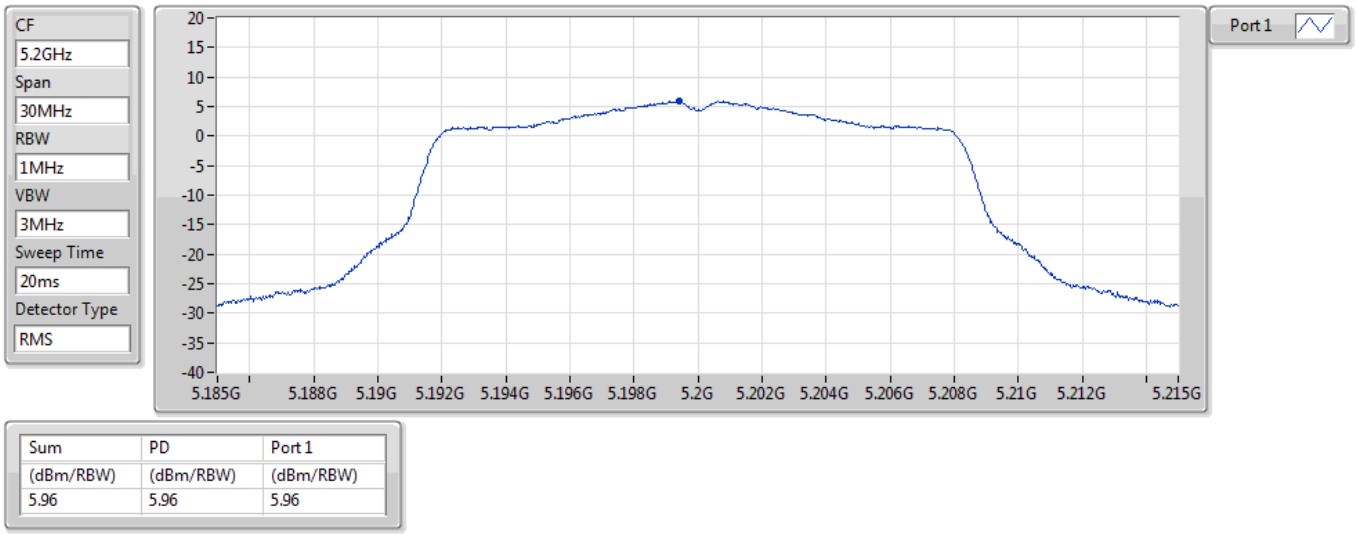

Sum	PD	Port 1
(dBm/RBW)	(dBm/RBW)	(dBm/RBW)
5.96	5.96	5.96

802.11a_Nss1,(6Mbps)_1TX PSD

5240MHz

10/06/2022

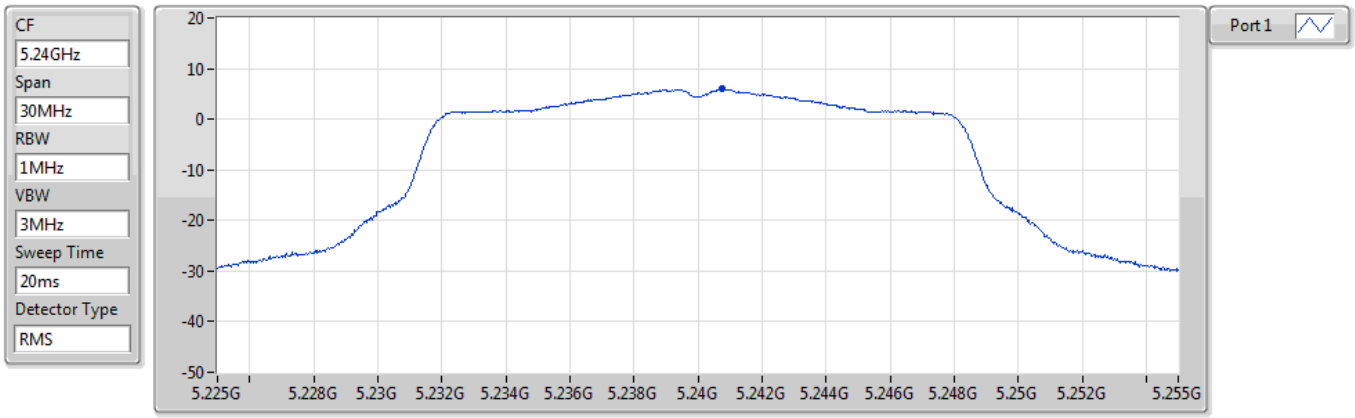

Sum	PD	Port 1
(dBm/RBW)	(dBm/RBW)	(dBm/RBW)
5.95	5.95	5.95

802.11a_Nss1,(6Mbps)_1TX PSD

5745MHz

31/05/2022

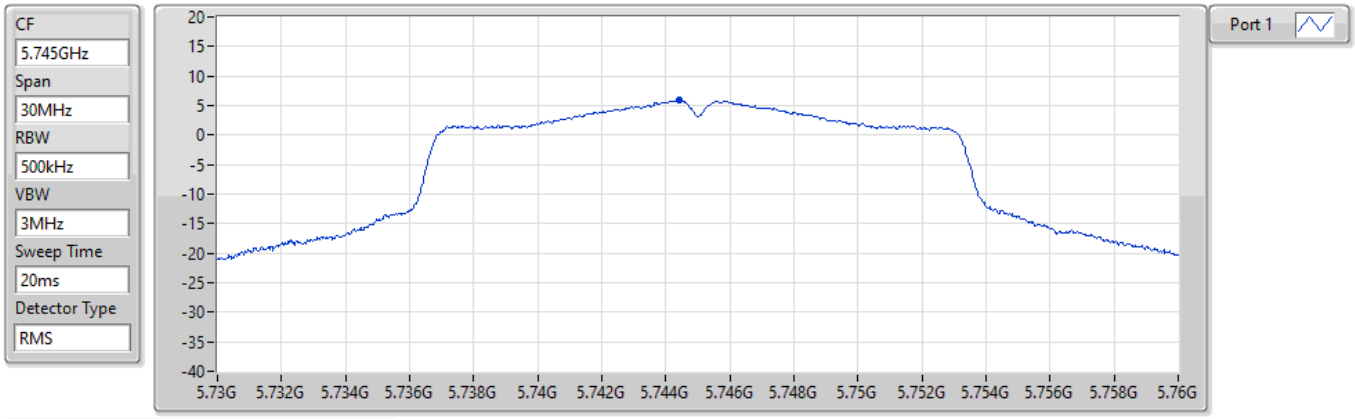

Sum	PD	Port 1
(dBm/RBW)	(dBm/RBW)	(dBm/RBW)
5.86	5.86	5.86

802.11a_Nss1,(6Mbps)_1TX PSD

5785MHz

31/05/2022

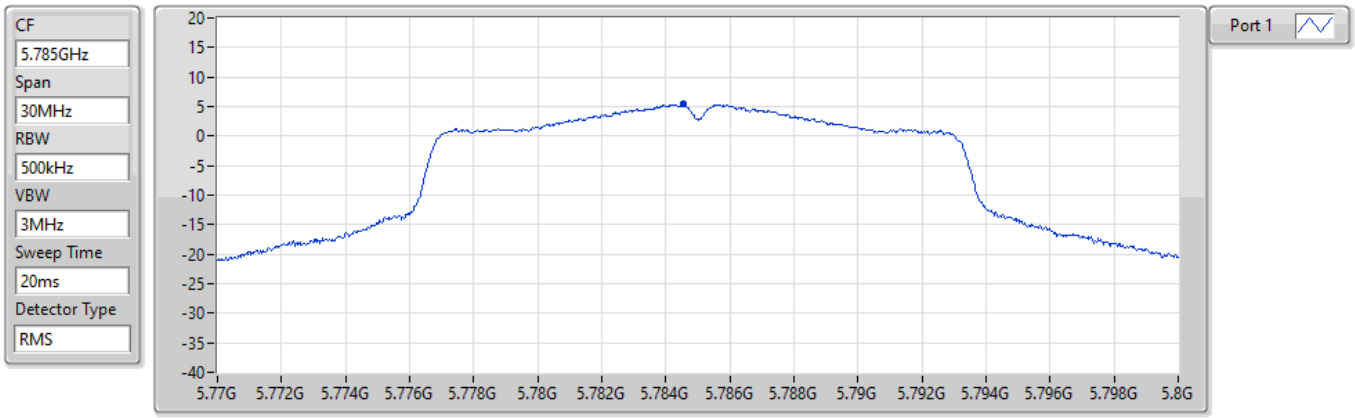

Sum	PD	Port 1
(dBm/RBW)	(dBm/RBW)	(dBm/RBW)
5.36	5.36	5.36

802.11a_Nss1,(6Mbps)_1TX PSD

5825MHz

31/05/2022

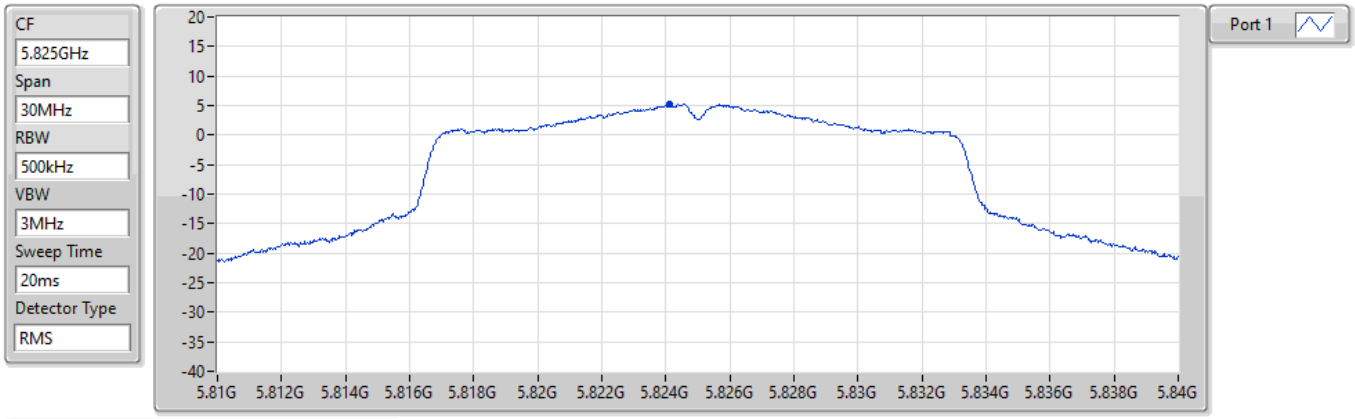

Sum	PD	Port 1
(dBm/RBW)	(dBm/RBW)	(dBm/RBW)
5.31	5.31	5.31

802.11ac VHT20_Nss1,(MCS0)_1TX PSD

5180MHz

10/06/2022

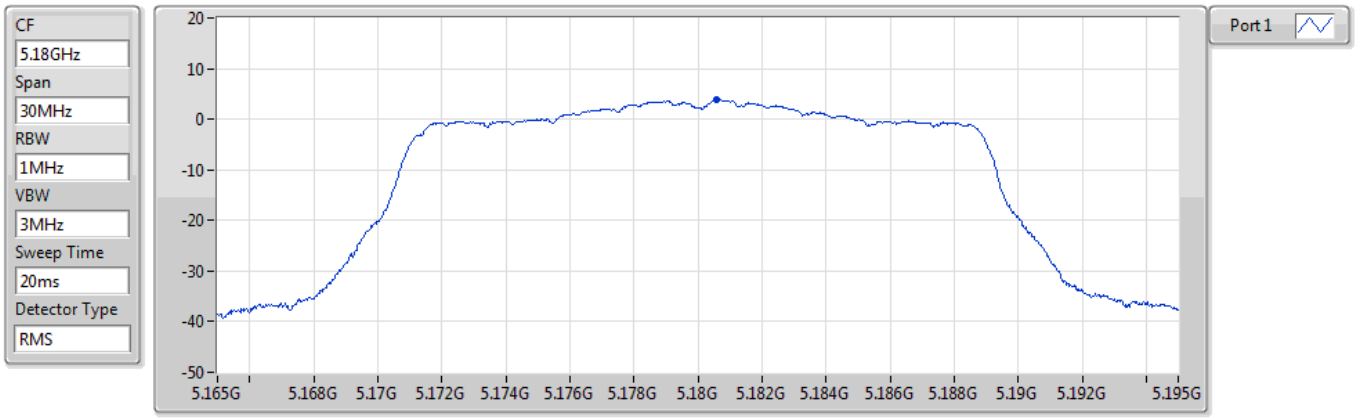

Sum	PD	Port 1
(dBm/RBW)	(dBm/RBW)	(dBm/RBW)
3.86	3.86	3.86

802.11ac VHT20_Nss1,(MCS0)_1TX PSD

5200MHz

10/06/2022

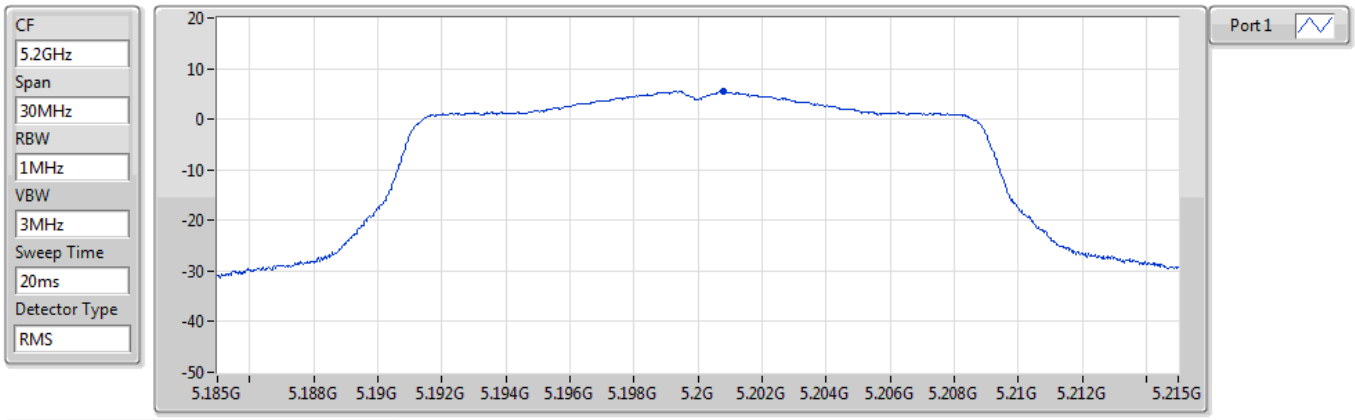

Sum	PD	Port 1
(dBm/RBW)	(dBm/RBW)	(dBm/RBW)
5.64	5.64	5.64

802.11ac VHT20_Nss1,(MCS0)_1TX PSD

5240MHz

10/06/2022

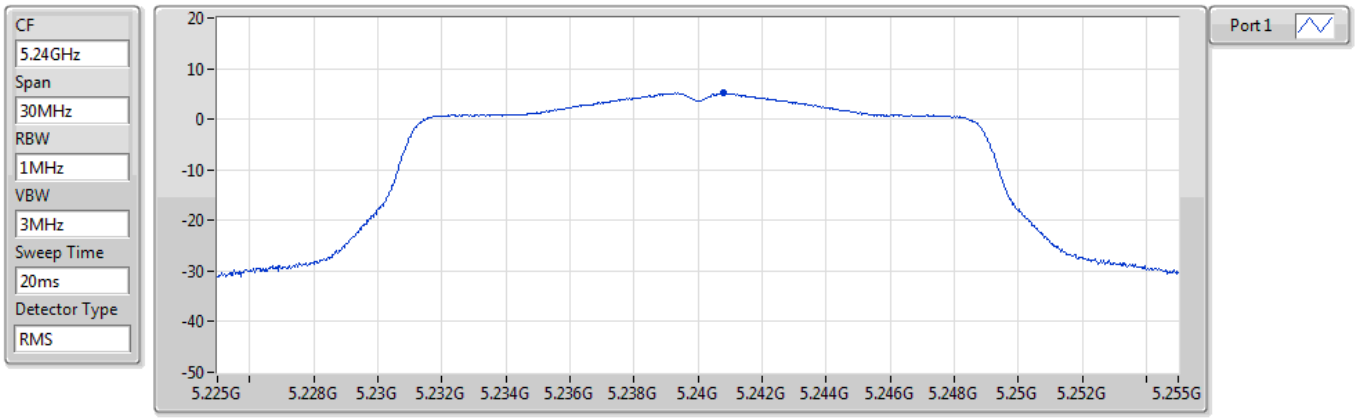

Sum	PD	Port 1
(dBm/RBW)	(dBm/RBW)	(dBm/RBW)
5.16	5.16	5.16

802.11ac VHT20_Nss1,(MCS0)_1TX PSD

5745MHz

10/06/2022

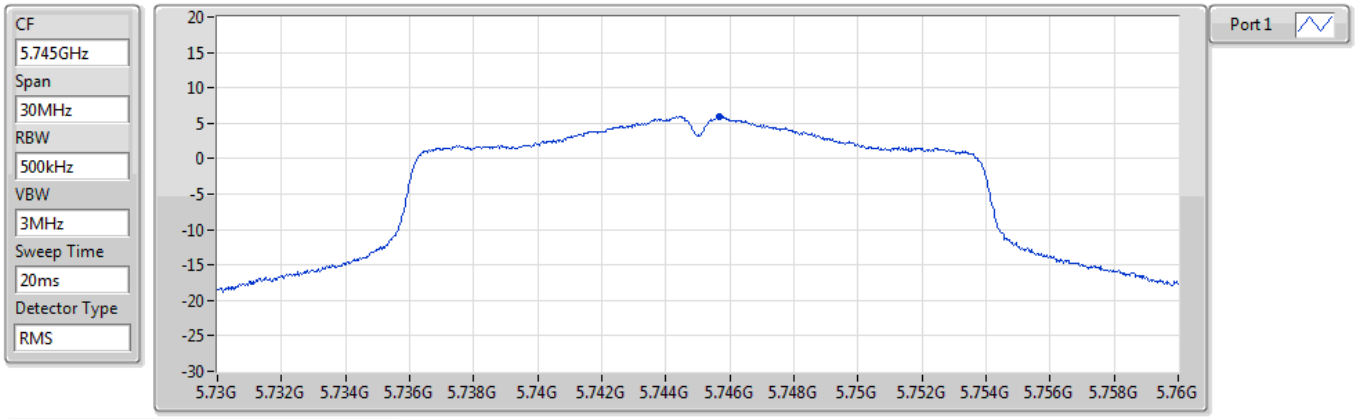

Sum	PD	Port 1
(dBm/RBW)	(dBm/RBW)	(dBm/RBW)
5.99	5.99	5.99

802.11ac VHT20_Nss1,(MCS0)_1TX PSD

5785MHz

10/06/2022

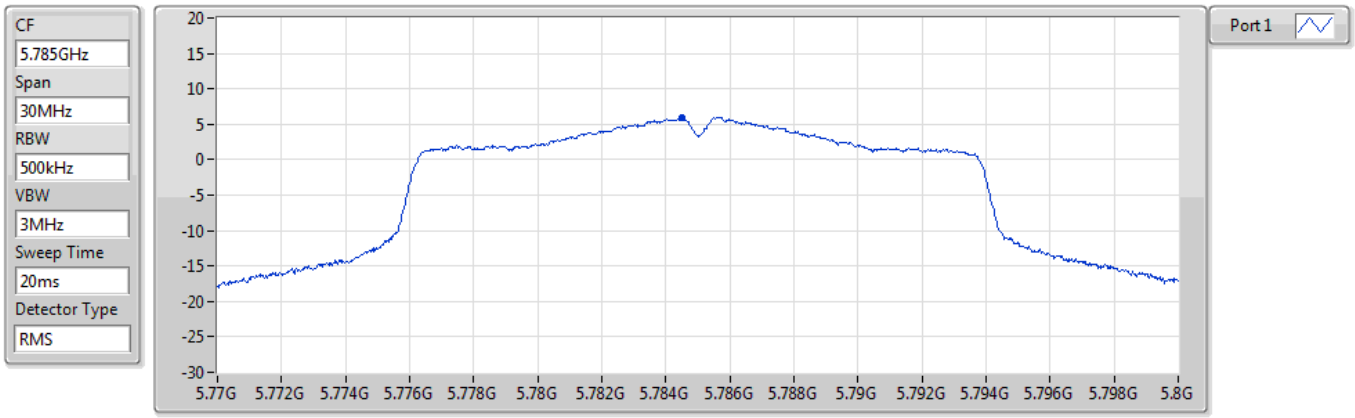

Sum	PD	Port 1
(dBm/RBW)	(dBm/RBW)	(dBm/RBW)
6.02	6.02	6.02

802.11ac VHT20_Nss1,(MCS0)_1TX PSD

5825MHz

10/06/2022

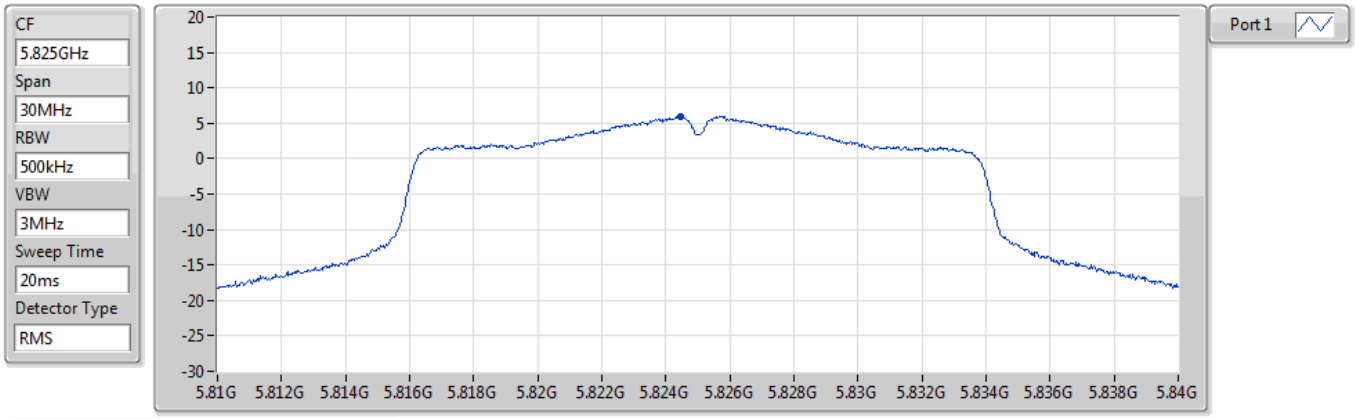

Sum	PD	Port 1
(dBm/RBW)	(dBm/RBW)	(dBm/RBW)
5.98	5.98	5.98

802.11ac VHT40_Nss1,(MCS0)_1TX PSD

5190MHz

10/06/2022

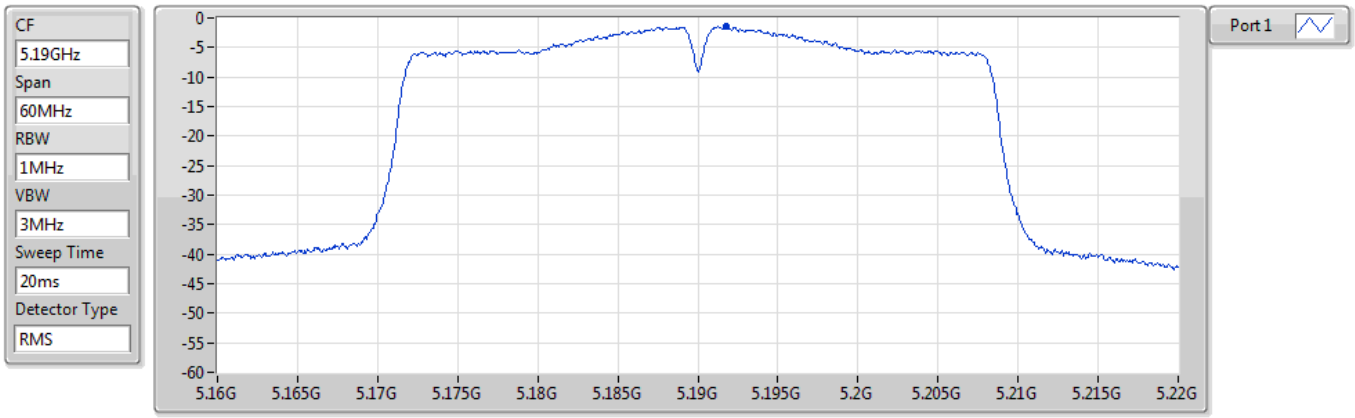

Sum	PD	Port 1
(dBm/RBW)	(dBm/RBW)	(dBm/RBW)
-1.43	-1.43	-1.43

802.11ac VHT40_Nss1,(MCS0)_1TX PSD

5230MHz

10/06/2022

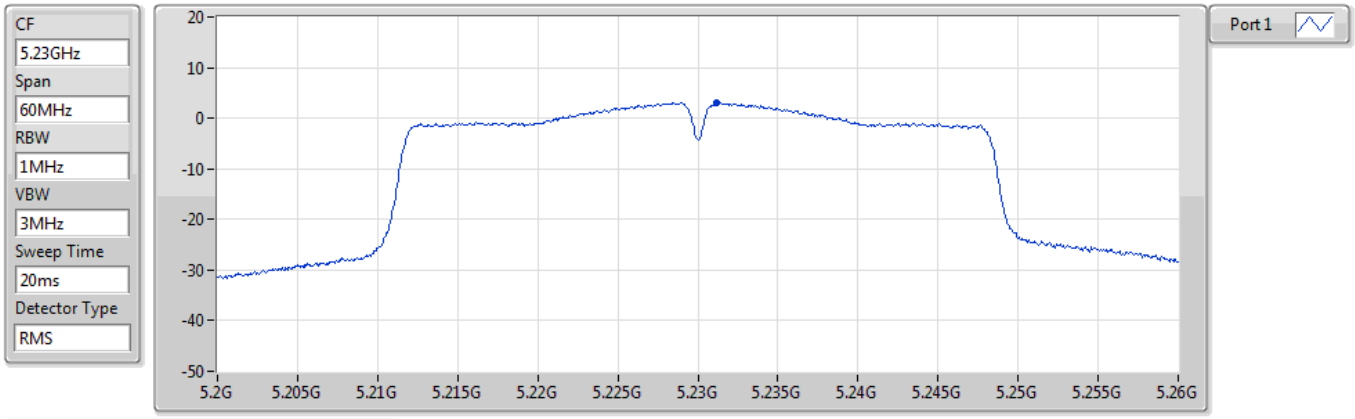

Sum	PD	Port 1
(dBm/RBW)	(dBm/RBW)	(dBm/RBW)
3.11	3.11	3.11

802.11ac VHT40_Nss1,(MCS0)_1TX PSD

5755MHz

10/06/2022

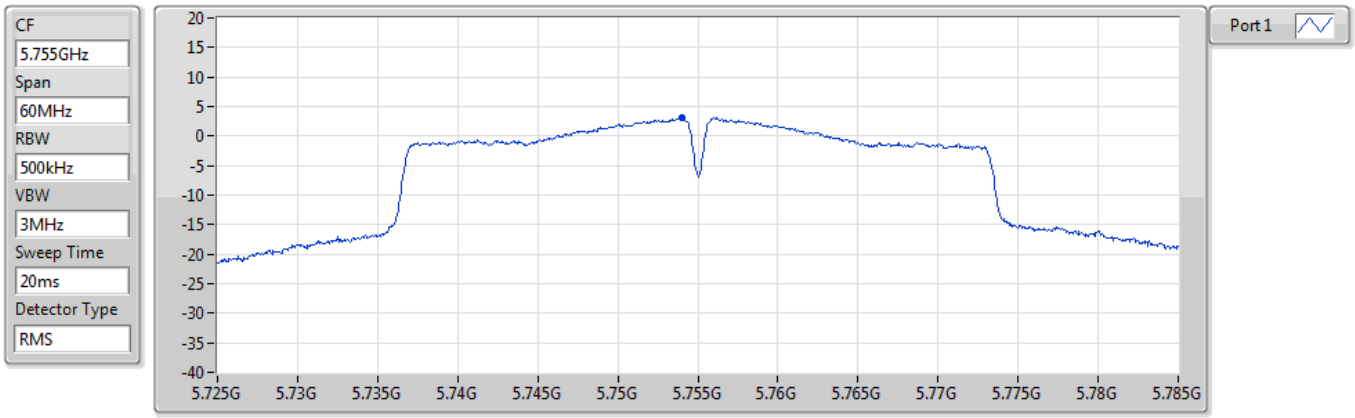

Sum	PD	Port 1
(dBm/RBW)	(dBm/RBW)	(dBm/RBW)
3.14	3.14	3.14

802.11ac VHT40_Nss1,(MCS0)_1TX PSD

5795MHz

10/06/2022

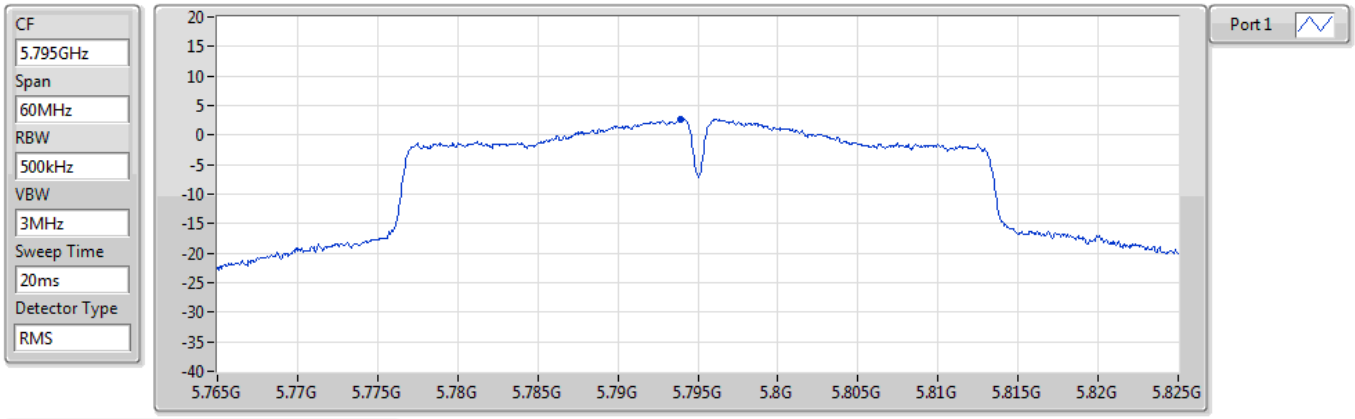

Sum	PD	Port 1
(dBm/RBW)	(dBm/RBW)	(dBm/RBW)
2.71	2.71	2.71

802.11ac VHT80_Nss1,(MCS0)_1TX PSD

5210MHz

31/05/2022

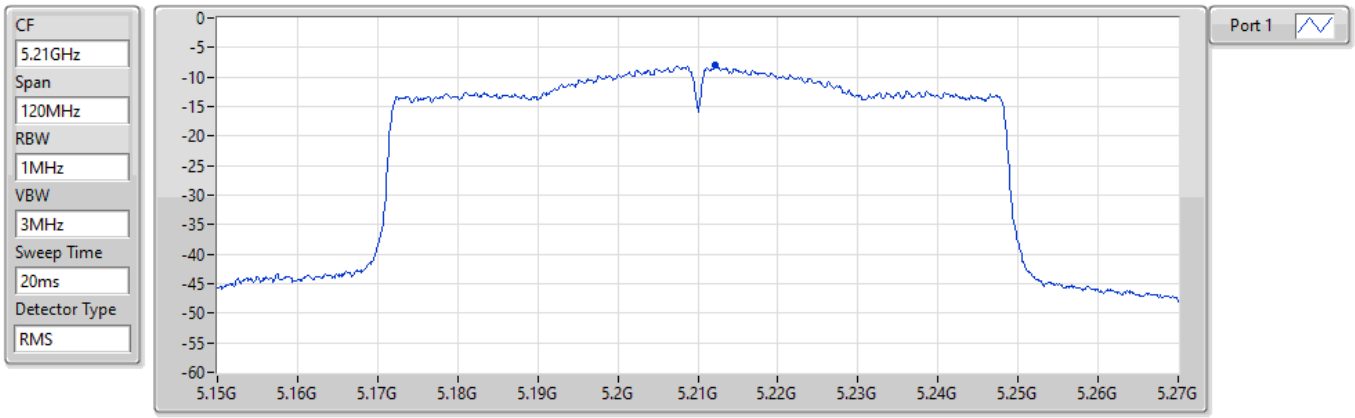

Sum	PD	Port 1
(dBm/RBW)	(dBm/RBW)	(dBm/RBW)
-8.05	-8.05	-8.05

802.11ac VHT80_Nss1,(MCS0)_1TX PSD

5775MHz

31/05/2022

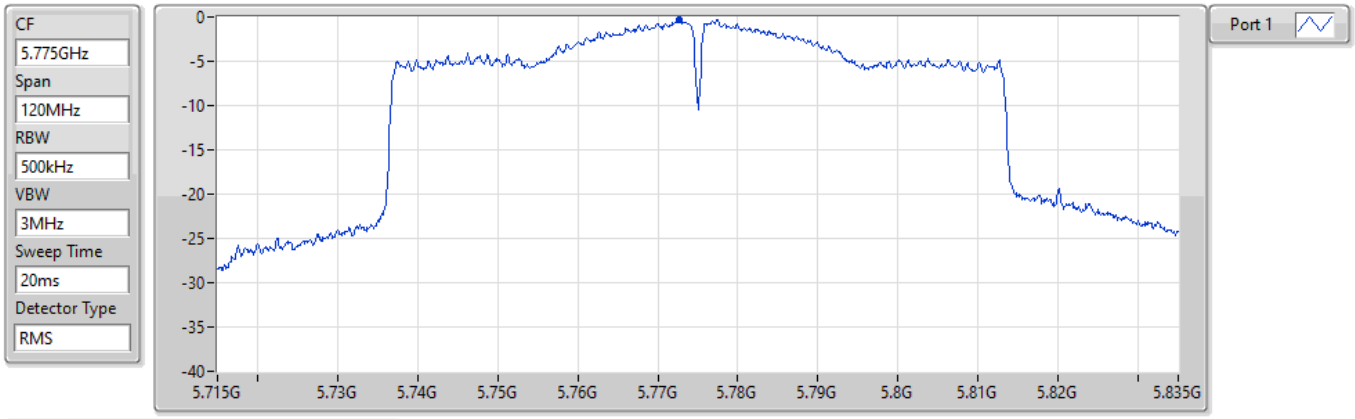

Sum	PD	Port 1
(dBm/RBW)	(dBm/RBW)	(dBm/RBW)
-0.30	-0.30	-0.30

Summary

Mode	Result	Type	Freq (Hz)	Level (dBuV/m)	Limit (dBuV/m)	Margin (dB)	Dist (m)	Condition	Azimuth (°)	Height (m)	Comments
5.725-5.85GHz	-	-	-	-	-	-	-	-	-	-	-
802.11ac VHT80_Nss1,(MCS0)_1TX	Pass	PK	35.82M	33.45	40.00	-6.55	3	Vertical	0	1.00	-

Result

Mode	Result	Type	Freq (Hz)	Level (dBuV/m)	Limit (dBuV/m)	Margin (dB)	Dist (m)	Condition	Azimuth (°)	Height (m)	Comments
802.11ac VHT80_Nss1,(MCS0)_1TX	-	-	-	-	-	-	-	-	-	-	-
5775MHz	Pass	PK	35.82M	33.45	40.00	-6.55	3	Vertical	0	1.00	-
5775MHz	Pass	PK	156.1M	23.86	43.50	-19.64	3	Vertical	0	1.00	-
5775MHz	Pass	PK	260.86M	25.49	46.00	-20.51	3	Vertical	0	1.00	-
5775MHz	Pass	PK	579.02M	31.51	46.00	-14.49	3	Vertical	0	1.00	-
5775MHz	Pass	PK	730.34M	33.54	46.00	-12.46	3	Vertical	0	1.00	-
5775MHz	Pass	PK	860.32M	33.98	46.00	-12.02	3	Vertical	0	1.00	-
5775MHz	Pass	PK	47.46M	31.90	40.00	-8.10	3	Horizontal	360	1.00	-
5775MHz	Pass	PK	262.8M	26.78	46.00	-19.22	3	Horizontal	360	1.00	-
5775MHz	Pass	PK	315.18M	27.00	46.00	-19.00	3	Horizontal	360	1.00	-
5775MHz	Pass	PK	371.44M	28.12	46.00	-17.88	3	Horizontal	360	1.00	-
5775MHz	Pass	PK	474.26M	29.42	46.00	-16.58	3	Horizontal	360	1.00	-
5775MHz	Pass	PK	691.54M	30.76	46.00	-15.24	3	Horizontal	360	1.00	-

802.11ac VHT80_Nss1,(MCS0)_1TX

5775MHz_USB

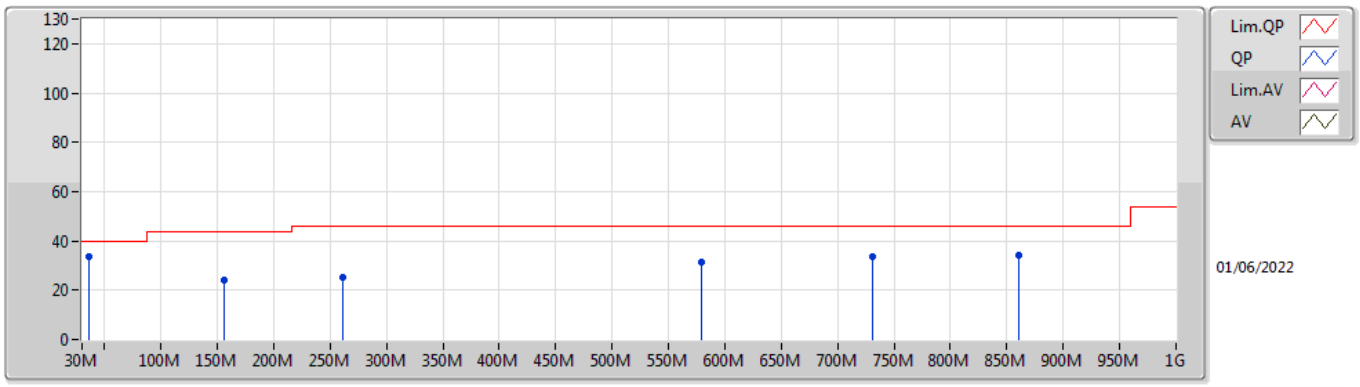

Type	Freq	Level	Limit	Margin	Factor	Dist	Condition	Azimuth	Height	Comment	Raw	AF	CL	PA
	(Hz)	(dBuV/m)	(dBuV/m)	(dB)	(dB)	(m)		(°)	(m)		(dBuV)	(dB)	(dB)	(dB)
PK	35.82M	33.45	40.00	-6.55	-5.99	3	Vertical	0	1.00	-	39.44	20.17	1.02	27.18
PK	156.1M	23.86	43.50	-19.64	-10.46	3	Vertical	0	1.00	-	34.32	15.32	1.76	27.54
PK	260.86M	25.49	46.00	-20.51	-5.97	3	Vertical	0	1.00	-	31.46	18.75	2.31	27.03
PK	579.02M	31.51	46.00	-14.49	-0.95	3	Vertical	0	1.00	-	32.46	23.92	3.51	28.38
PK	730.34M	33.54	46.00	-12.46	0.45	3	Vertical	0	1.00	-	33.09	24.68	3.91	28.14
PK	860.32M	33.98	46.00	-12.02	2.18	3	Vertical	0	1.00	-	31.80	25.56	4.29	27.67

802.11ac VHT80_Nss1,(MCS0)_1TX

5775MHz_USB

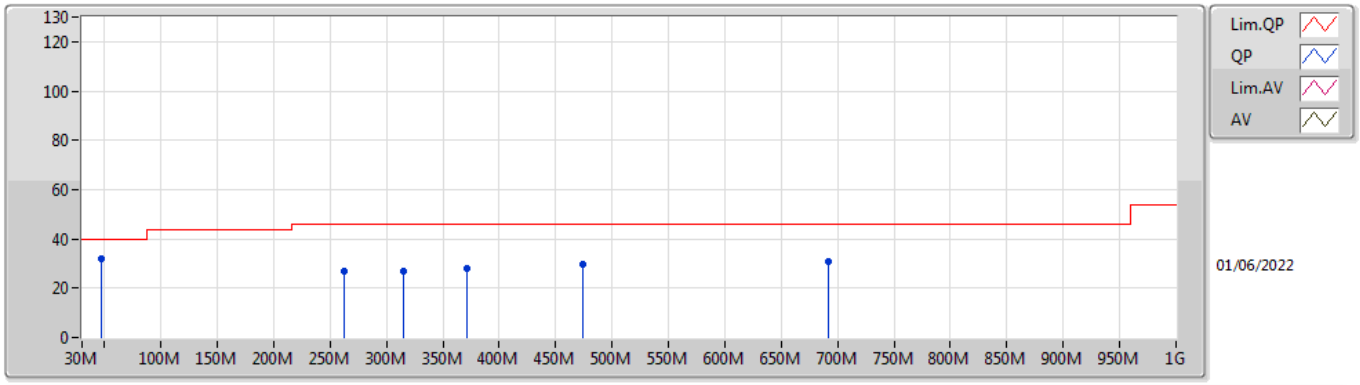

Type	Freq	Level	Limit	Margin	Factor	Dist	Condition	Azimuth	Height	Comment	Raw	AF	CL	PA
	(Hz)	(dBuV/m)	(dBuV/m)	(dB)	(dB)	(m)		(°)	(m)		(dBuV)	(dB)	(dB)	(dB)
PK	47.46M	31.90	40.00	-8.10	-12.46	3	Horizontal	360	1.00	-	44.36	14.15	1.03	27.64
PK	262.8M	26.78	46.00	-19.22	-6.04	3	Horizontal	360	1.00	-	32.82	18.67	2.32	27.03
PK	315.18M	27.00	46.00	-19.00	-5.81	3	Horizontal	360	1.00	-	32.81	18.76	2.57	27.14
PK	371.44M	28.12	46.00	-17.88	-4.73	3	Horizontal	360	1.00	-	32.85	20.01	2.78	27.52
PK	474.26M	29.42	46.00	-16.58	-2.43	3	Horizontal	360	1.00	-	31.85	22.59	3.19	28.21
PK	691.54M	30.76	46.00	-15.24	-0.26	3	Horizontal	360	1.00	-	31.02	24.18	3.79	28.23

Summary

Mode	Result	Type	Freq (Hz)	Level (dBuV/m)	Limit (dBuV/m)	Margin (dB)	Dist (m)	Condition	Azimuth (°)	Height (m)	Comments
5.15-5.25GHz	-	-	-	-	-	-	-	-	-	-	-
802.11a_Nss1,(6Mbps)_1TX	Pass	AV	5.1496G	53.85	54.00	-0.15	3	Horizontal	307	1.00	-
802.11ac VHT20_Nss1,(MCS0)_1TX	Pass	AV	5.1486G	53.72	54.00	-0.28	3	Horizontal	307	1.03	-
802.11ac VHT40_Nss1,(MCS0)_1TX	Pass	AV	5.15G	53.69	54.00	-0.31	3	Horizontal	308	1.04	-
802.11ac VHT80_Nss1,(MCS0)_1TX	Pass	AV	5.148G	53.19	54.00	-0.81	3	Horizontal	307	1.01	-
5.725-5.85GHz	-	-	-	-	-	-	-	-	-	-	-
802.11a_Nss1,(6Mbps)_1TX	Pass	PK	6.071G	57.86	68.20	-10.34	3	Vertical	106	1.28	-
802.11ac VHT20_Nss1,(MCS0)_1TX	Pass	PK	5.6502G	61.23	68.35	-7.12	3	Horizontal	306	1.10	-
802.11ac VHT40_Nss1,(MCS0)_1TX	Pass	PK	5.6494G	67.99	68.20	-0.21	3	Horizontal	308	1.05	-
802.11ac VHT80_Nss1,(MCS0)_1TX	Pass	PK	5.925G	67.71	68.20	-0.49	3	Vertical	122	1.01	-

Result

Mode	Result	Type	Freq (Hz)	Level (dBuV/m)	Limit (dBuV/m)	Margin (dB)	Dist (m)	Condition	Azimuth (°)	Height (m)	Comments
802.11a_Nss1,(6Mbps)_1TX	-	-	-	-	-	-	-	-	-	-	-
5180MHz	Pass	AV	5.15G	47.63	54.00	-6.37	3	Vertical	251	1.28	-
5180MHz	Pass	AV	5.1792G	97.90	Inf	-Inf	3	Vertical	251	1.28	-
5180MHz	Pass	PK	5.1462G	62.73	74.00	-11.27	3	Vertical	251	1.28	-
5180MHz	Pass	PK	5.179G	107.78	Inf	-Inf	3	Vertical	251	1.28	-
5180MHz	Pass	AV	5.1496G	53.85	54.00	-0.15	3	Horizontal	307	1.00	-
5180MHz	Pass	AV	5.1794G	102.00	Inf	-Inf	3	Horizontal	307	1.00	-
5180MHz	Pass	PK	5.1466G	70.77	74.00	-3.23	3	Horizontal	307	1.00	-
5180MHz	Pass	PK	5.179G	111.82	Inf	-Inf	3	Horizontal	307	1.00	-
5180MHz	Pass	PK	10.36496G	53.29	68.20	-14.91	3	Vertical	174	1.33	-
5180MHz	Pass	PK	10.3638G	53.37	68.20	-14.83	3	Horizontal	360	1.50	-
5200MHz	Pass	AV	5.15G	49.15	54.00	-4.85	3	Vertical	110	1.11	-
5200MHz	Pass	AV	5.1992G	103.19	Inf	-Inf	3	Vertical	110	1.11	-
5200MHz	Pass	PK	5.15G	63.53	74.00	-10.47	3	Vertical	110	1.11	-
5200MHz	Pass	PK	5.1992G	112.37	Inf	-Inf	3	Vertical	110	1.11	-
5200MHz	Pass	AV	5.15G	53.51	54.00	-0.49	3	Horizontal	307	1.08	-
5200MHz	Pass	AV	5.1992G	105.35	Inf	-Inf	3	Horizontal	307	1.08	-
5200MHz	Pass	PK	5.15G	68.28	74.00	-5.72	3	Horizontal	307	1.08	-
5200MHz	Pass	PK	5.1992G	114.98	Inf	-Inf	3	Horizontal	307	1.08	-
5200MHz	Pass	PK	10.40062G	53.43	68.20	-14.77	3	Vertical	286	2.40	-
5200MHz	Pass	PK	10.39628G	54.30	68.20	-13.90	3	Horizontal	225	2.59	-
5240MHz	Pass	AV	5.108G	43.37	54.00	-10.63	3	Vertical	249	1.50	-
5240MHz	Pass	AV	5.2394G	100.66	Inf	-Inf	3	Vertical	249	1.50	-
5240MHz	Pass	AV	5.3534G	42.98	54.00	-11.02	3	Vertical	249	1.50	-
5240MHz	Pass	PK	5.1398G	56.06	74.00	-17.94	3	Vertical	249	1.50	-
5240MHz	Pass	PK	5.2388G	109.83	Inf	-Inf	3	Vertical	249	1.50	-
5240MHz	Pass	PK	5.3702G	55.18	74.00	-18.82	3	Vertical	249	1.50	-
5240MHz	Pass	AV	5.15G	44.62	54.00	-9.38	3	Horizontal	309	1.08	-
5240MHz	Pass	AV	5.2394G	105.18	Inf	-Inf	3	Horizontal	309	1.08	-
5240MHz	Pass	AV	5.3522G	43.67	54.00	-10.33	3	Horizontal	309	1.08	-
5240MHz	Pass	PK	5.1476G	57.15	74.00	-16.85	3	Horizontal	309	1.08	-
5240MHz	Pass	PK	5.2394G	114.62	Inf	-Inf	3	Horizontal	309	1.08	-
5240MHz	Pass	PK	5.3714G	55.13	74.00	-18.87	3	Horizontal	309	1.08	-
5240MHz	Pass	PK	10.48428G	53.41	68.20	-14.79	3	Vertical	42	1.50	-
5240MHz	Pass	PK	10.47848G	53.65	68.20	-14.55	3	Horizontal	175	2.26	-
5745MHz	Pass	AV	5.7438G	101.83	Inf	-Inf	3	Vertical	105	1.11	-
5745MHz	Pass	PK	5.547G	56.29	68.20	-11.91	3	Vertical	105	1.11	-
5745MHz	Pass	PK	5.7438G	110.88	Inf	-Inf	3	Vertical	105	1.11	-
5745MHz	Pass	PK	5.9634G	56.55	68.20	-11.65	3	Vertical	105	1.11	-
5745MHz	Pass	AV	5.7438G	99.81	Inf	-Inf	3	Horizontal	319	1.08	-
5745MHz	Pass	PK	5.613G	56.76	68.20	-11.44	3	Horizontal	319	1.08	-
5745MHz	Pass	PK	5.7438G	108.98	Inf	-Inf	3	Horizontal	319	1.08	-
5745MHz	Pass	PK	6.0306G	56.63	68.20	-11.57	3	Horizontal	319	1.08	-
5745MHz	Pass	AV	11.48336G	41.26	54.00	-12.74	3	Vertical	89	1.11	-
5745MHz	Pass	PK	11.48552G	55.42	74.00	-18.58	3	Vertical	89	1.11	-
5745MHz	Pass	AV	11.4986G	41.33	54.00	-12.67	3	Horizontal	136	2.40	-
5745MHz	Pass	PK	11.49656G	53.76	74.00	-20.24	3	Horizontal	136	2.40	-
5785MHz	Pass	AV	5.7838G	101.35	Inf	-Inf	3	Vertical	120	1.02	-
5785MHz	Pass	PK	5.6374G	55.85	68.20	-12.35	3	Vertical	120	1.02	-
5785MHz	Pass	PK	5.7838G	111.03	Inf	-Inf	3	Vertical	120	1.02	-
5785MHz	Pass	PK	6.049G	56.74	68.20	-11.46	3	Vertical	120	1.02	-
5785MHz	Pass	AV	5.7838G	99.31	Inf	-Inf	3	Horizontal	318	1.00	-
5785MHz	Pass	PK	5.6434G	55.87	68.20	-12.33	3	Horizontal	318	1.00	-
5785MHz	Pass	PK	5.7838G	108.26	Inf	-Inf	3	Horizontal	318	1.00	-
5785MHz	Pass	PK	5.9746G	57.25	68.20	-10.95	3	Horizontal	318	1.00	-
5785MHz	Pass	AV	11.56076G	40.86	54.00	-13.14	3	Vertical	120	2.49	-
5785MHz	Pass	PK	11.56216G	54.07	74.00	-19.93	3	Vertical	120	2.49	-
5785MHz	Pass	AV	11.56252G	40.78	54.00	-13.22	3	Horizontal	255	1.65	-
5785MHz	Pass	PK	11.57392G	53.77	74.00	-20.23	3	Horizontal	255	1.65	-
5825MHz	Pass	AV	5.825G	101.81	Inf	-Inf	3	Vertical	106	1.28	-
5825MHz	Pass	PK	5.645G	55.45	68.20	-12.75	3	Vertical	106	1.28	-

Mode	Result	Type	Freq (Hz)	Level (dBuV/m)	Limit (dBuV/m)	Margin (dB)	Dist (m)	Condition	Azimuth (°)	Height (m)	Comments
5825MHz	Pass	PK	5.8238G	110.49	Inf	-Inf	3	Vertical	106	1.28	-
5825MHz	Pass	PK	6.071G	57.86	68.20	-10.34	3	Vertical	106	1.28	-
5825MHz	Pass	AV	5.8238G	99.15	Inf	-Inf	3	Horizontal	310	2.65	-
5825MHz	Pass	PK	5.5958G	56.44	68.20	-11.76	3	Horizontal	310	2.65	-
5825MHz	Pass	PK	5.8238G	108.03	Inf	-Inf	3	Horizontal	310	2.65	-
5825MHz	Pass	PK	6.0758G	57.09	68.20	-11.11	3	Horizontal	310	2.65	-
5825MHz	Pass	AV	11.65324G	40.78	54.00	-13.22	3	Vertical	170	2.04	-
5825MHz	Pass	PK	11.64072G	53.33	74.00	-20.67	3	Vertical	170	2.04	-
5825MHz	Pass	AV	11.65544G	40.74	54.00	-13.26	3	Horizontal	200	1.64	-
5825MHz	Pass	PK	11.65872G	53.45	74.00	-20.55	3	Horizontal	200	1.64	-
802.11ac VHT20_Nss1,(MCS0)_1TX	-	-	-	-	-	-	-	-	-	-	-
5180MHz	Pass	AV	5.15G	47.52	54.00	-6.48	3	Vertical	250	1.50	-
5180MHz	Pass	AV	5.179G	96.63	Inf	-Inf	3	Vertical	250	1.50	-
5180MHz	Pass	PK	5.1462G	63.55	74.00	-10.45	3	Vertical	250	1.50	-
5180MHz	Pass	PK	5.1788G	106.37	Inf	-Inf	3	Vertical	250	1.50	-
5180MHz	Pass	AV	5.1486G	53.72	54.00	-0.28	3	Horizontal	307	1.03	-
5180MHz	Pass	AV	5.1806G	100.89	Inf	-Inf	3	Horizontal	307	1.03	-
5180MHz	Pass	PK	5.1494G	69.98	74.00	-4.02	3	Horizontal	307	1.03	-
5180MHz	Pass	PK	5.1816G	111.50	Inf	-Inf	3	Horizontal	307	1.03	-
5180MHz	Pass	PK	10.36416G	53.61	68.20	-14.59	3	Vertical	0	1.50	-
5180MHz	Pass	PK	10.35352G	53.48	68.20	-14.72	3	Horizontal	333	1.65	-
5200MHz	Pass	AV	5.15G	49.45	54.00	-4.55	3	Vertical	99	1.09	-
5200MHz	Pass	AV	5.1992G	102.75	Inf	-Inf	3	Vertical	99	1.09	-
5200MHz	Pass	PK	5.1464G	62.95	74.00	-11.05	3	Vertical	99	1.09	-
5200MHz	Pass	PK	5.1984G	112.30	Inf	-Inf	3	Vertical	99	1.09	-
5200MHz	Pass	AV	5.15G	53.67	54.00	-0.33	3	Horizontal	310	1.09	-
5200MHz	Pass	AV	5.2008G	104.54	Inf	-Inf	3	Horizontal	310	1.09	-
5200MHz	Pass	PK	5.1496G	68.04	74.00	-5.96	3	Horizontal	310	1.09	-
5200MHz	Pass	PK	5.1988G	113.73	Inf	-Inf	3	Horizontal	310	1.09	-
5200MHz	Pass	PK	10.40524G	52.54	68.20	-15.66	3	Vertical	322	2.70	-
5200MHz	Pass	PK	10.40028G	53.20	68.20	-15.00	3	Horizontal	261	2.57	-
5240MHz	Pass	AV	5.1476G	43.17	54.00	-10.83	3	Vertical	251	1.50	-
5240MHz	Pass	AV	5.2406G	99.57	Inf	-Inf	3	Vertical	251	1.50	-
5240MHz	Pass	AV	5.3672G	43.03	54.00	-10.97	3	Vertical	251	1.50	-
5240MHz	Pass	PK	5.1266G	55.08	74.00	-18.92	3	Vertical	251	1.50	-
5240MHz	Pass	PK	5.2394G	108.94	Inf	-Inf	3	Vertical	251	1.50	-
5240MHz	Pass	PK	5.369G	54.35	74.00	-19.65	3	Vertical	251	1.50	-
5240MHz	Pass	AV	5.1494G	45.01	54.00	-8.99	3	Horizontal	308	1.01	-
5240MHz	Pass	AV	5.2406G	104.73	Inf	-Inf	3	Horizontal	308	1.01	-
5240MHz	Pass	AV	5.354G	43.60	54.00	-10.40	3	Horizontal	308	1.01	-
5240MHz	Pass	PK	5.1434G	59.57	74.00	-14.43	3	Horizontal	308	1.01	-
5240MHz	Pass	PK	5.2412G	114.05	Inf	-Inf	3	Horizontal	308	1.01	-
5240MHz	Pass	PK	5.3552G	55.48	74.00	-18.52	3	Horizontal	308	1.01	-
5240MHz	Pass	PK	10.4758G	54.52	68.20	-13.68	3	Vertical	179	1.05	-
5240MHz	Pass	PK	10.4814G	54.16	68.20	-14.04	3	Horizontal	30	2.54	-
5745MHz	Pass	AV	5.745G	104.05	Inf	-Inf	3	Vertical	88	1.04	-
5745MHz	Pass	PK	5.649G	60.87	68.20	-7.33	3	Vertical	88	1.04	-
5745MHz	Pass	PK	5.7438G	113.96	Inf	-Inf	3	Vertical	88	1.04	-
5745MHz	Pass	PK	6.0426G	57.94	68.20	-10.26	3	Vertical	88	1.04	-
5745MHz	Pass	AV	5.745G	102.08	Inf	-Inf	3	Horizontal	306	1.10	-
5745MHz	Pass	PK	5.6502G	61.23	68.35	-7.12	3	Horizontal	306	1.10	-
5745MHz	Pass	PK	5.7474G	111.63	Inf	-Inf	3	Horizontal	306	1.10	-
5745MHz	Pass	PK	5.9934G	56.96	68.20	-11.24	3	Horizontal	306	1.10	-
5745MHz	Pass	AV	11.49688G	41.20	54.00	-12.80	3	Vertical	327	1.65	-
5745MHz	Pass	PK	11.49452G	54.41	74.00	-19.59	3	Vertical	327	1.65	-
5745MHz	Pass	AV	11.4896G	41.15	54.00	-12.85	3	Horizontal	281	1.09	-
5745MHz	Pass	PK	11.49092G	53.80	74.00	-20.20	3	Horizontal	281	1.09	-
5785MHz	Pass	AV	5.7862G	102.65	Inf	-Inf	3	Vertical	29	1.09	-
5785MHz	Pass	PK	5.6218G	56.38	68.20	-11.82	3	Vertical	29	1.09	-
5785MHz	Pass	PK	5.7862G	111.83	Inf	-Inf	3	Vertical	29	1.09	-
5785MHz	Pass	PK	6.0382G	56.49	68.20	-11.71	3	Vertical	29	1.09	-
5785MHz	Pass	PK	5.6434G	56.20	68.20	-12.00	3	Horizontal	320	1.00	-

Mode	Result	Type	Freq (Hz)	Level (dBuV/m)	Limit (dBuV/m)	Margin (dB)	Dist (m)	Condition	Azimuth (°)	Height (m)	Comments
5785MHz	Pass	PK	5.785G	110.60	Inf	-Inf	3	Horizontal	320	1.00	-
5785MHz	Pass	AV	5.7838G	100.80	Inf	-Inf	3	Horizontal	320	1.00	-
5785MHz	Pass	PK	5.9758G	56.67	68.20	-11.53	3	Horizontal	320	1.00	-
5785MHz	Pass	AV	11.57192G	40.92	54.00	-13.08	3	Vertical	282	1.92	-
5785MHz	Pass	PK	11.56976G	53.87	74.00	-20.13	3	Vertical	282	1.92	-
5785MHz	Pass	AV	11.56936G	40.95	54.00	-13.05	3	Horizontal	93	2.24	-
5785MHz	Pass	PK	11.56712G	53.73	74.00	-20.27	3	Horizontal	93	2.24	-
5825MHz	Pass	AV	5.825G	103.38	Inf	-Inf	3	Vertical	107	1.28	-
5825MHz	Pass	PK	5.6486G	57.04	68.20	-11.16	3	Vertical	107	1.28	-
5825MHz	Pass	PK	5.8262G	112.49	Inf	-Inf	3	Vertical	107	1.28	-
5825MHz	Pass	PK	5.9282G	60.82	68.20	-7.38	3	Vertical	107	1.28	-
5825MHz	Pass	AV	5.8238G	101.25	Inf	-Inf	3	Horizontal	318	1.04	-
5825MHz	Pass	PK	5.6462G	56.39	68.20	-11.81	3	Horizontal	318	1.04	-
5825MHz	Pass	PK	5.8262G	111.47	Inf	-Inf	3	Horizontal	318	1.04	-
5825MHz	Pass	PK	5.9258G	58.77	68.20	-9.43	3	Horizontal	318	1.04	-
5825MHz	Pass	AV	11.65536G	40.76	54.00	-13.24	3	Vertical	135	2.07	-
5825MHz	Pass	PK	11.65252G	52.98	74.00	-21.02	3	Vertical	135	2.07	-
5825MHz	Pass	AV	11.64744G	40.77	54.00	-13.23	3	Horizontal	299	2.52	-
5825MHz	Pass	PK	11.64844G	53.58	74.00	-20.42	3	Horizontal	299	2.52	-
802.11ac VHT40_Nss1,(MCS0)_1TX	-	-	-	-	-	-	-	-	-	-	-
5190MHz	Pass	AV	5.1492G	47.35	54.00	-6.65	3	Vertical	252	1.23	-
5190MHz	Pass	AV	5.1888G	91.64	Inf	-Inf	3	Vertical	252	1.23	-
5190MHz	Pass	PK	5.1328G	59.17	74.00	-14.83	3	Vertical	252	1.23	-
5190MHz	Pass	PK	5.1888G	100.49	Inf	-Inf	3	Vertical	252	1.23	-
5190MHz	Pass	AV	5.15G	53.69	54.00	-0.31	3	Horizontal	308	1.04	-
5190MHz	Pass	AV	5.1888G	96.50	Inf	-Inf	3	Horizontal	308	1.04	-
5190MHz	Pass	PK	5.1488G	66.10	74.00	-7.90	3	Horizontal	308	1.04	-
5190MHz	Pass	PK	5.1868G	105.92	Inf	-Inf	3	Horizontal	308	1.04	-
5190MHz	Pass	PK	10.37184G	53.35	68.20	-14.85	3	Vertical	2	2.90	-
5190MHz	Pass	PK	10.37948G	53.76	68.20	-14.44	3	Horizontal	5	2.54	-
5230MHz	Pass	AV	5.1496G	50.29	54.00	-3.71	3	Vertical	37	1.14	-
5230MHz	Pass	AV	5.232G	96.78	Inf	-Inf	3	Vertical	37	1.14	-
5230MHz	Pass	PK	5.1476G	63.10	74.00	-10.90	3	Vertical	37	1.14	-
5230MHz	Pass	PK	5.2328G	105.89	Inf	-Inf	3	Vertical	37	1.14	-
5230MHz	Pass	AV	5.1496G	53.57	54.00	-0.43	3	Horizontal	310	1.00	-
5230MHz	Pass	AV	5.2316G	99.89	Inf	-Inf	3	Horizontal	310	1.00	-
5230MHz	Pass	PK	5.1476G	66.22	74.00	-7.78	3	Horizontal	310	1.00	-
5230MHz	Pass	PK	5.2316G	108.32	Inf	-Inf	3	Horizontal	310	1.00	-
5230MHz	Pass	PK	10.4506G	52.96	68.20	-15.24	3	Vertical	318	2.14	-
5230MHz	Pass	PK	10.45084G	54.29	68.20	-13.91	3	Horizontal	273	2.75	-
5755MHz	Pass	AV	5.7574G	102.28	Inf	-Inf	3	Vertical	121	1.06	-
5755MHz	Pass	PK	5.6494G	67.04	68.20	-1.16	3	Vertical	121	1.06	-
5755MHz	Pass	PK	5.7586G	112.30	Inf	-Inf	3	Vertical	121	1.06	-
5755MHz	Pass	PK	5.9326G	63.43	68.20	-4.77	3	Vertical	121	1.06	-
5755MHz	Pass	AV	5.7538G	99.71	Inf	-Inf	3	Horizontal	308	1.05	-
5755MHz	Pass	PK	5.6494G	67.99	68.20	-0.21	3	Horizontal	308	1.05	-
5755MHz	Pass	PK	5.7538G	109.06	Inf	-Inf	3	Horizontal	308	1.05	-
5755MHz	Pass	PK	5.9326G	61.55	68.20	-6.65	3	Horizontal	308	1.05	-
5755MHz	Pass	AV	11.51408G	41.94	54.00	-12.06	3	Vertical	38	1.75	-
5755MHz	Pass	PK	11.51232G	54.44	74.00	-19.56	3	Vertical	38	1.75	-
5755MHz	Pass	AV	11.51864G	41.91	54.00	-12.09	3	Horizontal	106	1.54	-
5755MHz	Pass	PK	11.5004G	54.34	74.00	-19.66	3	Horizontal	106	1.54	-
5795MHz	Pass	AV	5.7938G	101.04	Inf	-Inf	3	Vertical	88	1.12	-
5795MHz	Pass	PK	5.6378G	62.31	68.20	-5.89	3	Vertical	88	1.12	-
5795MHz	Pass	PK	5.7938G	111.03	Inf	-Inf	3	Vertical	88	1.12	-
5795MHz	Pass	PK	5.9294G	65.23	68.20	-2.97	3	Vertical	88	1.12	-
5795MHz	Pass	AV	5.7938G	99.23	Inf	-Inf	3	Horizontal	318	1.31	-
5795MHz	Pass	PK	5.6522G	64.26	69.83	-5.57	3	Horizontal	318	1.31	-
5795MHz	Pass	PK	5.7974G	108.47	Inf	-Inf	3	Horizontal	318	1.31	-
5795MHz	Pass	PK	5.9234G	65.14	69.38	-4.24	3	Horizontal	318	1.31	-
5795MHz	Pass	AV	11.58204G	41.63	54.00	-12.37	3	Vertical	118	2.79	-
5795MHz	Pass	PK	11.59232G	54.03	74.00	-19.97	3	Vertical	118	2.79	-

Mode	Result	Type	Freq (Hz)	Level (dBuV/m)	Limit (dBuV/m)	Margin (dB)	Dist (m)	Condition	Azimuth (°)	Height (m)	Comments
5795MHz	Pass	AV	11.5986G	41.29	54.00	-12.71	3	Horizontal	0	2.95	-
5795MHz	Pass	PK	11.59228G	53.53	74.00	-20.47	3	Horizontal	0	2.95	-
802.11ac VHT80_Nss1,(MCS0)_1TX	-	-	-	-	-	-	-	-	-	-	-
5210MHz	Pass	AV	5.145G	50.44	54.00	-3.56	3	Vertical	110	1.09	-
5210MHz	Pass	AV	5.207G	87.95	Inf	-Inf	3	Vertical	110	1.09	-
5210MHz	Pass	AV	5.354G	45.68	54.00	-8.32	3	Vertical	110	1.09	-
5210MHz	Pass	PK	5.142G	59.30	74.00	-14.70	3	Vertical	110	1.09	-
5210MHz	Pass	PK	5.206G	96.60	Inf	-Inf	3	Vertical	110	1.09	-
5210MHz	Pass	PK	5.368G	56.78	74.00	-17.22	3	Vertical	110	1.09	-
5210MHz	Pass	AV	5.148G	53.19	54.00	-0.81	3	Horizontal	307	1.01	-
5210MHz	Pass	AV	5.212G	90.10	Inf	-Inf	3	Horizontal	307	1.01	-
5210MHz	Pass	AV	5.406G	45.73	54.00	-8.27	3	Horizontal	307	1.01	-
5210MHz	Pass	PK	5.15G	65.14	74.00	-8.86	3	Horizontal	307	1.01	-
5210MHz	Pass	PK	5.211G	98.21	Inf	-Inf	3	Horizontal	307	1.01	-
5210MHz	Pass	PK	5.366G	56.41	74.00	-17.59	3	Horizontal	307	1.01	-
5210MHz	Pass	PK	10.4108G	53.27	68.20	-14.93	3	Vertical	264	2.04	-
5210MHz	Pass	PK	10.41468G	53.66	68.20	-14.54	3	Horizontal	295	2.98	-
5775MHz	Pass	AV	5.7762G	98.20	Inf	-Inf	3	Vertical	122	1.01	-
5775MHz	Pass	PK	5.6406G	67.43	68.20	-0.77	3	Vertical	122	1.01	-
5775MHz	Pass	PK	5.7774G	107.17	Inf	-Inf	3	Vertical	122	1.01	-
5775MHz	Pass	PK	5.925G	67.71	68.20	-0.49	3	Vertical	122	1.01	-
5775MHz	Pass	AV	5.7738G	95.37	Inf	-Inf	3	Horizontal	318	1.01	-
5775MHz	Pass	PK	5.6406G	65.89	68.20	-2.31	3	Horizontal	318	1.01	-
5775MHz	Pass	PK	5.7726G	103.83	Inf	-Inf	3	Horizontal	318	1.01	-
5775MHz	Pass	PK	5.9358G	62.72	68.20	-5.48	3	Horizontal	318	1.01	-
5775MHz	Pass	AV	11.54404G	43.32	54.00	-10.68	3	Vertical	53	2.75	-
5775MHz	Pass	PK	11.542G	53.84	74.00	-20.16	3	Vertical	53	2.75	-
5775MHz	Pass	AV	11.5564G	43.45	54.00	-10.55	3	Horizontal	360	1.46	-
5775MHz	Pass	PK	11.54844G	54.36	74.00	-19.64	3	Horizontal	360	1.46	-

802.11a_Nss1,(6Mbps)_1TX

5180MHz_TX

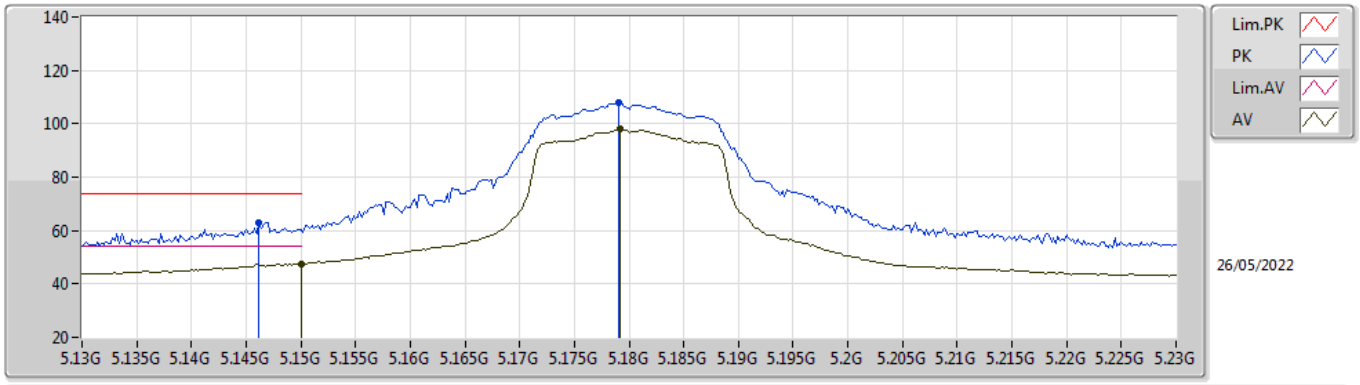

Type	Freq	Level	Limit	Margin	Factor	Dist	Condition	Azimuth	Height	Comment	Raw	AF	CL	PA
	(Hz)	(dBuV/m)	(dBuV/m)	(dB)	(dB)	(m)		(°)	(m)		(dBuV)	(dB)	(dB)	(dB)
AV	5.15G	47.63	54.00	-6.37	8.90	3	Vertical	251	1.28	-	38.73	33.20	9.83	34.13
AV	5.1792G	97.90	Inf	-Inf	8.86	3	Vertical	251	1.28	-	89.04	33.14	9.85	34.13
PK	5.1462G	62.73	74.00	-11.27	8.90	3	Vertical	251	1.28	-	53.83	33.20	9.83	34.13
PK	5.179G	107.78	Inf	-Inf	8.86	3	Vertical	251	1.28	-	98.92	33.14	9.85	34.13

802.11a_Nss1,(6Mbps)_1TX

5180MHz_TX

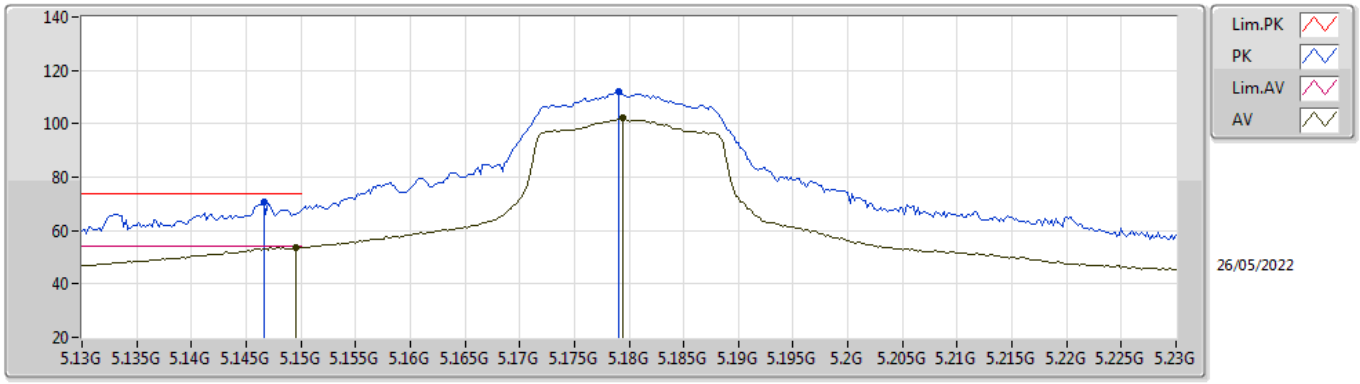

Type	Freq	Level	Limit	Margin	Factor	Dist	Condition	Azimuth	Height	Comment	Raw	AF	CL	PA
	(Hz)	(dBuV/m)	(dBuV/m)	(dB)	(dB)	(m)		(°)	(m)		(dBuV)	(dB)	(dB)	(dB)
AV	5.1496G	53.85	54.00	-0.15	8.90	3	Horizontal	307	1.00	-	44.95	33.20	9.83	34.13
AV	5.1794G	102.00	Inf	-Inf	8.86	3	Horizontal	307	1.00	-	93.14	33.14	9.85	34.13
PK	5.1466G	70.77	74.00	-3.23	8.90	3	Horizontal	307	1.00	-	61.87	33.20	9.83	34.13
PK	5.179G	111.82	Inf	-Inf	8.86	3	Horizontal	307	1.00	-	102.96	33.14	9.85	34.13

802.11a_Nss1,(6Mbps)_1TX

5180MHz_TX

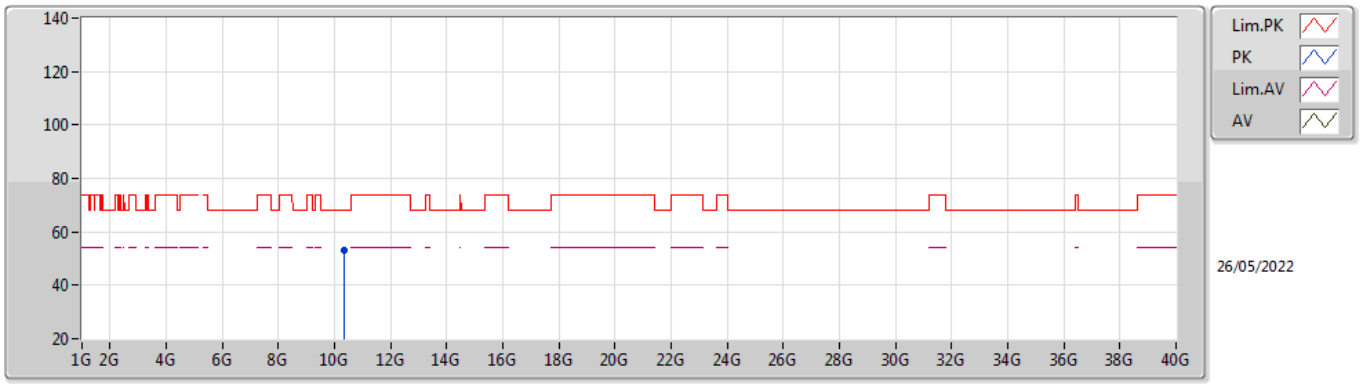

Type	Freq	Level	Limit	Margin	Factor	Dist	Condition	Azimuth	Height	Comment	Raw	AF	CL	PA
	(Hz)	(dBuV/m)	(dBuV/m)	(dB)	(dB)	(m)		(°)	(m)		(dBuV)	(dB)	(dB)	(dB)
PK	10.36496G	53.29	68.20	-14.91	16.74	3	Vertical	174	1.33	-	36.55	38.66	12.67	34.59

802.11a_Nss1,(6Mbps)_1TX

5180MHz_TX

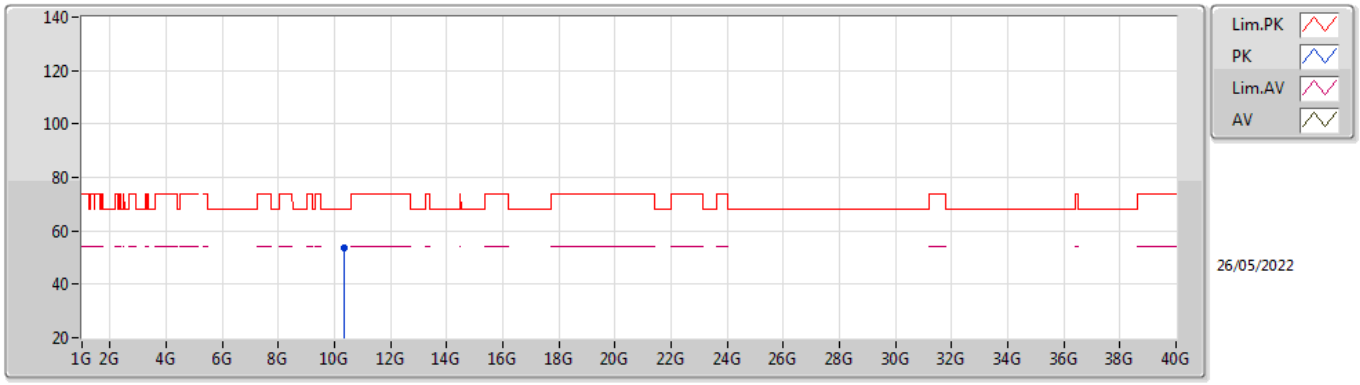

Type	Freq	Level	Limit	Margin	Factor	Dist	Condition	Azimuth	Height	Comment	Raw	AF	CL	PA
	(Hz)	(dBuV/m)	(dBuV/m)	(dB)	(dB)	(m)		(°)	(m)		(dBuV)	(dB)	(dB)	(dB)
PK	10.3638G	53.37	68.20	-14.83	16.74	3	Horizontal	360	1.50	-	36.63	38.66	12.67	34.59

802.11a_Nss1,(6Mbps)_1TX

5200MHz_TX

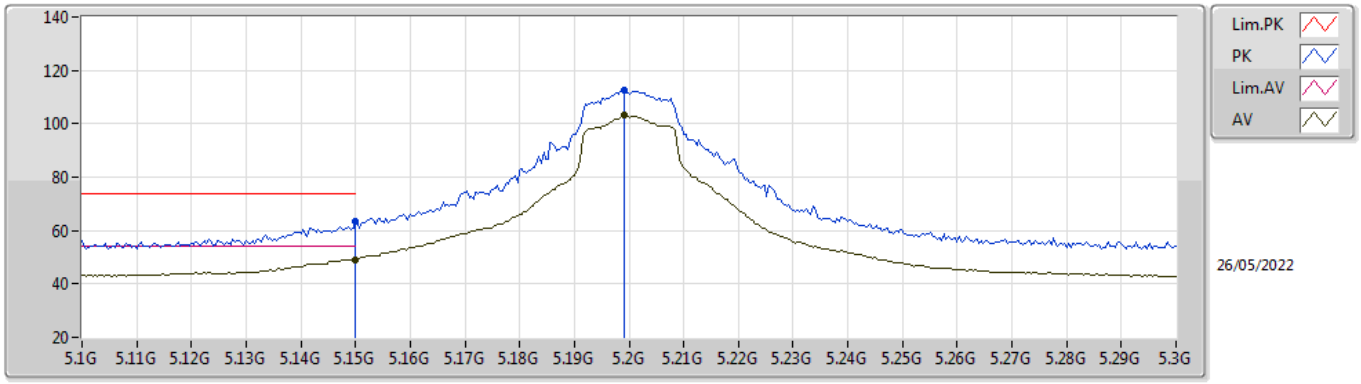

Type	Freq	Level	Limit	Margin	Factor	Dist	Condition	Azimuth	Height	Comment	Raw	AF	CL	PA
	(Hz)	(dBuV/m)	(dBuV/m)	(dB)	(dB)	(m)		(°)	(m)		(dBuV)	(dB)	(dB)	(dB)
AV	5.15G	49.15	54.00	-4.85	8.90	3	Vertical	110	1.11	-	40.25	33.20	9.83	34.13
AV	5.1992G	103.19	Inf	-Inf	8.82	3	Vertical	110	1.11	-	94.37	33.10	9.86	34.14
PK	5.15G	63.53	74.00	-10.47	8.90	3	Vertical	110	1.11	-	54.63	33.20	9.83	34.13
PK	5.1992G	112.37	Inf	-Inf	8.82	3	Vertical	110	1.11	-	103.55	33.10	9.86	34.14

802.11a_Nss1,(6Mbps)_1TX

5200MHz_TX

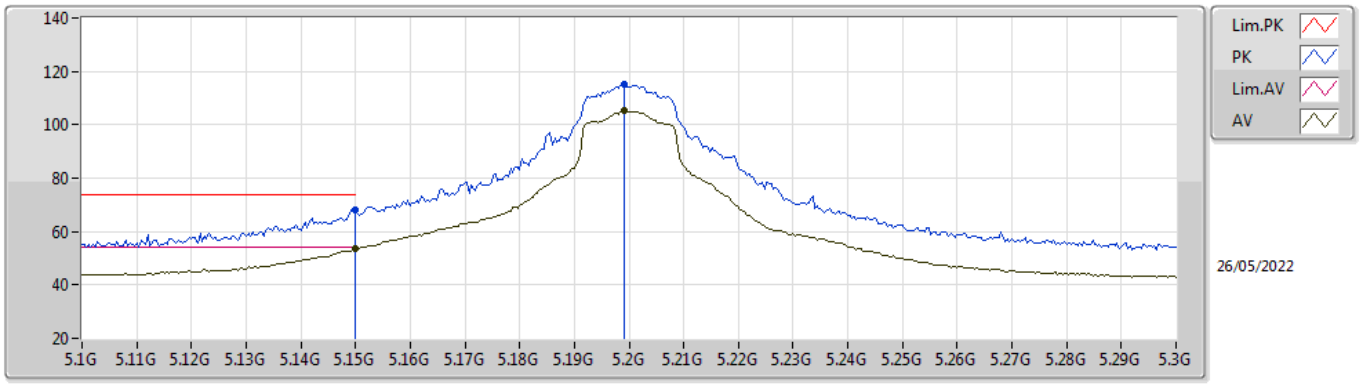

Type	Freq	Level	Limit	Margin	Factor	Dist	Condition	Azimuth	Height	Comment	Raw	AF	CL	PA
	(Hz)	(dBuV/m)	(dBuV/m)	(dB)	(dB)	(m)		(°)	(m)		(dBuV)	(dB)	(dB)	(dB)
AV	5.15G	53.51	54.00	-0.49	8.90	3	Horizontal	307	1.08	-	44.61	33.20	9.83	34.13
AV	5.1992G	105.35	Inf	-Inf	8.82	3	Horizontal	307	1.08	-	96.53	33.10	9.86	34.14
PK	5.15G	68.28	74.00	-5.72	8.90	3	Horizontal	307	1.08	-	59.38	33.20	9.83	34.13
PK	5.1992G	114.98	Inf	-Inf	8.82	3	Horizontal	307	1.08	-	106.16	33.10	9.86	34.14

802.11a_Nss1,(6Mbps)_1TX

5200MHz_TX

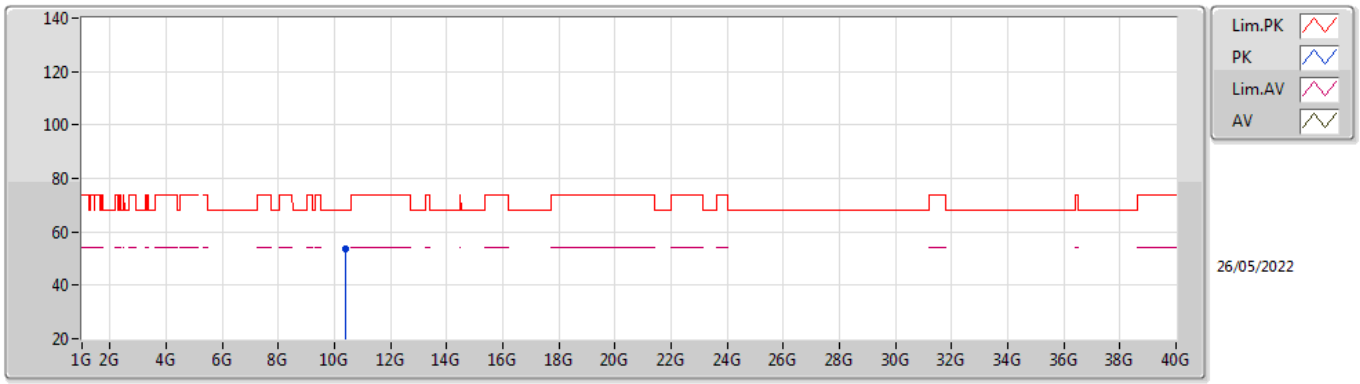

Type	Freq	Level	Limit	Margin	Factor	Dist	Condition	Azimuth	Height	Comment	Raw	AF	CL	PA
	(Hz)	(dBuV/m)	(dBuV/m)	(dB)	(dB)	(m)		(°)	(m)		(dBuV)	(dB)	(dB)	(dB)
PK	10.40062G	53.43	68.20	-14.77	16.83	3	Vertical	286	2.40	-	36.60	38.70	12.69	34.56

802.11a_Nss1,(6Mbps)_1TX

5200MHz_TX

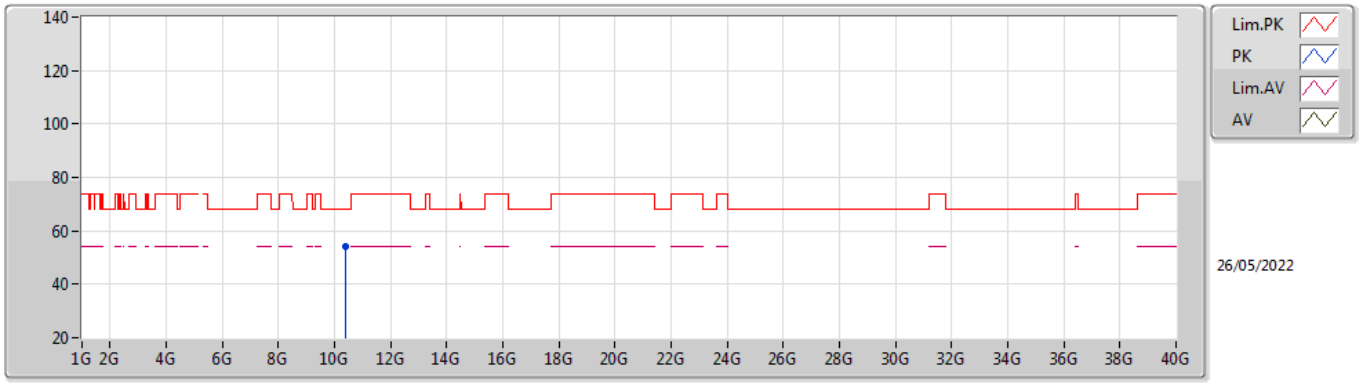

Type	Freq	Level	Limit	Margin	Factor	Dist	Condition	Azimuth	Height	Comment	Raw	AF	CL	PA
	(Hz)	(dBuV/m)	(dBuV/m)	(dB)	(dB)	(m)		(°)	(m)		(dBuV)	(dB)	(dB)	(dB)
PK	10.39628G	54.30	68.20	-13.90	16.82	3	Horizontal	225	2.59	-	37.48	38.70	12.68	34.56

802.11a_Nss1,(6Mbps)_1TX

5240MHz_TX

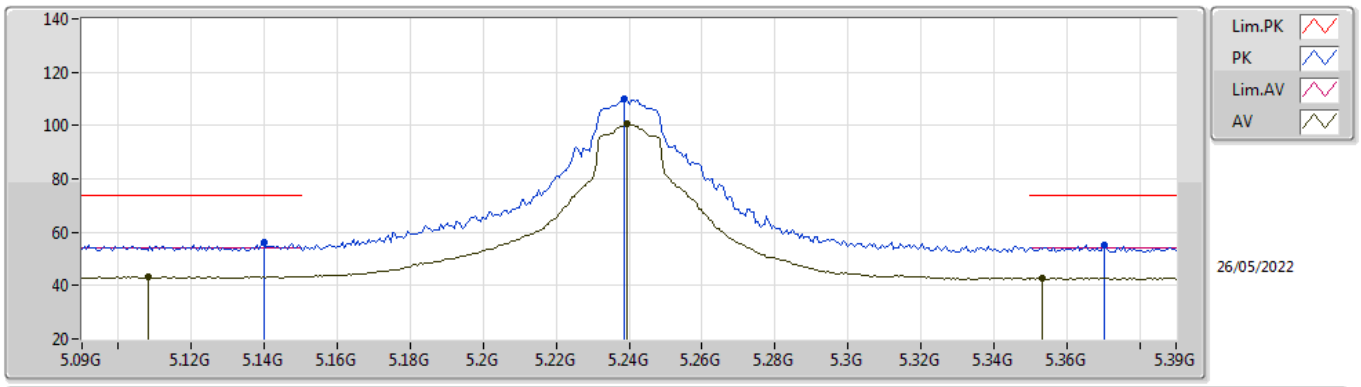

Type	Freq	Level	Limit	Margin	Factor	Dist	Condition	Azimuth	Height	Comment	Raw	AF	CL	PA
	(Hz)	(dBuV/m)	(dBuV/m)	(dB)	(dB)	(m)		(°)	(m)		(dBuV)	(dB)	(dB)	(dB)
AV	5.108G	43.37	54.00	-10.63	8.89	3	Vertical	249	1.50	-	34.48	33.20	9.81	34.12
AV	5.2394G	100.66	Inf	-Inf	8.69	3	Vertical	249	1.50	-	91.97	32.94	9.89	34.14
AV	5.3534G	42.98	54.00	-11.02	8.52	3	Vertical	249	1.50	-	34.46	32.71	9.97	34.16
PK	5.1398G	56.06	74.00	-17.94	8.90	3	Vertical	249	1.50	-	47.16	33.20	9.83	34.13
PK	5.2388G	109.83	Inf	-Inf	8.69	3	Vertical	249	1.50	-	101.14	32.94	9.89	34.14
PK	5.3702G	55.18	74.00	-18.82	8.55	3	Vertical	249	1.50	-	46.63	32.74	9.98	34.17

802.11a_Nss1,(6Mbps)_1TX

5240MHz_TX

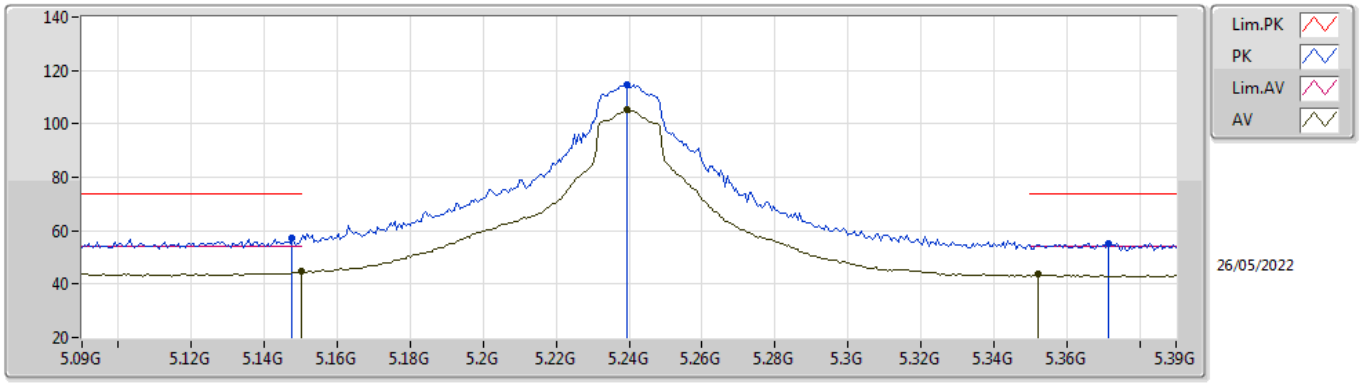

Type	Freq	Level	Limit	Margin	Factor	Dist	Condition	Azimuth	Height	Comment	Raw	AF	CL	PA
	(Hz)	(dBuV/m)	(dBuV/m)	(dB)	(dB)	(m)		(°)	(m)		(dBuV)	(dB)	(dB)	(dB)
AV	5.15G	44.62	54.00	-9.38	8.90	3	Horizontal	309	1.08	-	35.72	33.20	9.83	34.13
AV	5.2394G	105.18	Inf	-Inf	8.69	3	Horizontal	309	1.08	-	96.49	32.94	9.89	34.14
AV	5.3522G	43.67	54.00	-10.33	8.51	3	Horizontal	309	1.08	-	35.16	32.70	9.97	34.16
PK	5.1476G	57.15	74.00	-16.85	8.90	3	Horizontal	309	1.08	-	48.25	33.20	9.83	34.13
PK	5.2394G	114.62	Inf	-Inf	8.69	3	Horizontal	309	1.08	-	105.93	32.94	9.89	34.14
PK	5.3714G	55.13	74.00	-18.87	8.55	3	Horizontal	309	1.08	-	46.58	32.74	9.98	34.17

802.11a_Nss1,(6Mbps)_1TX

5240MHz_TX

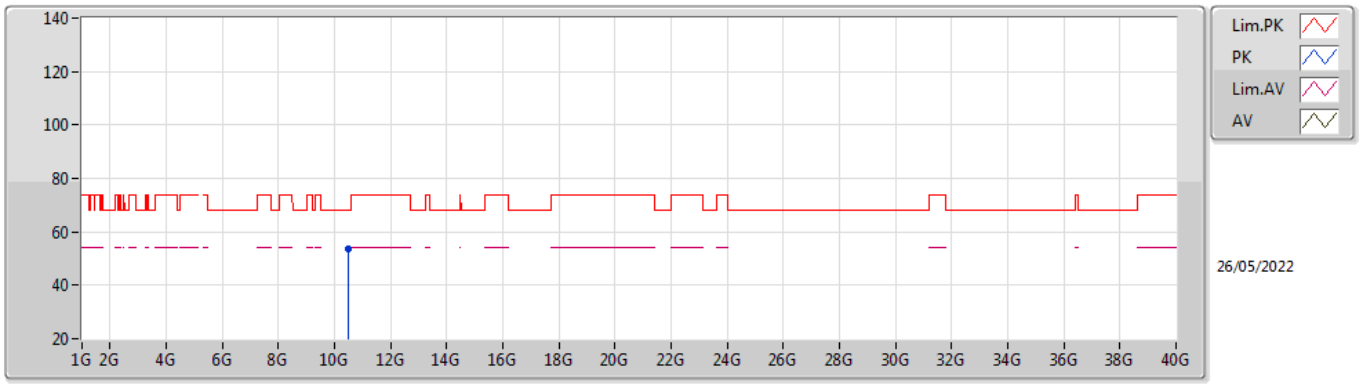

Type	Freq	Level	Limit	Margin	Factor	Dist	Condition	Azimuth	Height	Comment	Raw	AF	CL	PA
	(Hz)	(dBuV/m)	(dBuV/m)	(dB)	(dB)	(m)		(°)	(m)		(dBuV)	(dB)	(dB)	(dB)
PK	10.48428G	53.41	68.20	-14.79	16.84	3	Vertical	42	1.50	-	36.57	38.62	12.72	34.50

802.11a_Nss1,(6Mbps)_1TX

5240MHz_TX

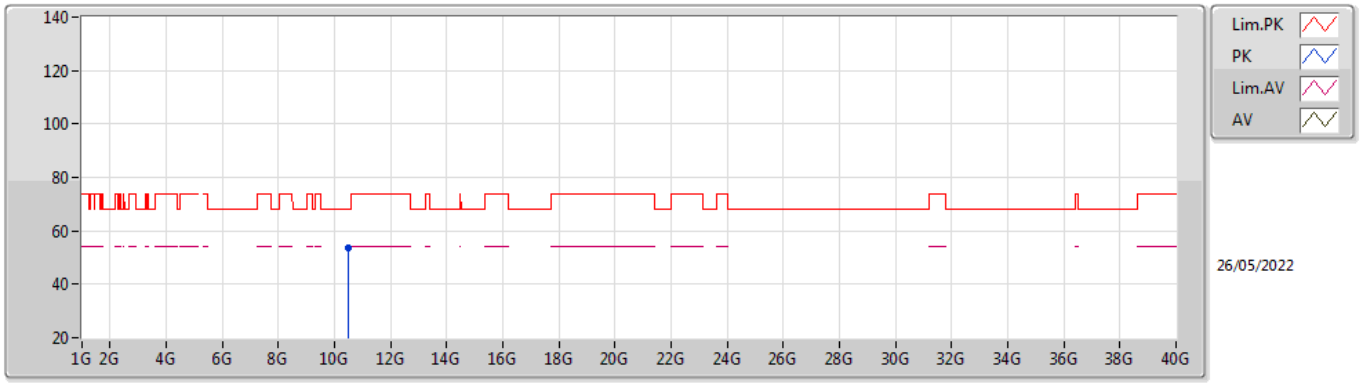

Type	Freq	Level	Limit	Margin	Factor	Dist	Condition	Azimuth	Height	Comment	Raw	AF	CL	PA
	(Hz)	(dBuV/m)	(dBuV/m)	(dB)	(dB)	(m)		(°)	(m)		(dBuV)	(dB)	(dB)	(dB)
PK	10.47848G	53.65	68.20	-14.55	16.83	3	Horizontal	175	2.26	-	36.82	38.62	12.72	34.51

802.11a_Nss1,(6Mbps)_1TX

5745MHz_TX

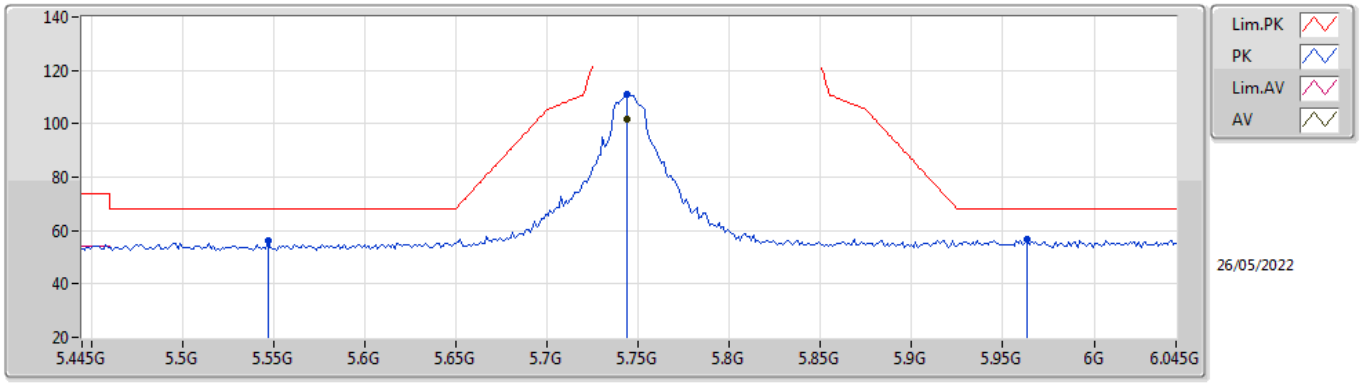

Type	Freq	Level	Limit	Margin	Factor	Dist	Condition	Azimuth	Height	Comment	Raw	AF	CL	PA
	(Hz)	(dBuV/m)	(dBuV/m)	(dB)	(dB)	(m)		(°)	(m)		(dBuV)	(dB)	(dB)	(dB)
AV	5.7438G	101.83	Inf	-Inf	9.61	3	Vertical	105	1.11	-	92.22	33.66	10.15	34.20
PK	5.547G	56.29	68.20	-11.91	8.67	3	Vertical	105	1.11	-	47.62	32.81	10.05	34.19
PK	5.7438G	110.88	Inf	-Inf	9.61	3	Vertical	105	1.11	-	101.27	33.66	10.15	34.20
PK	5.9634G	56.55	68.20	-11.65	10.30	3	Vertical	105	1.11	-	46.25	34.22	10.30	34.22

802.11a_Nss1,(6Mbps)_1TX

5745MHz_TX

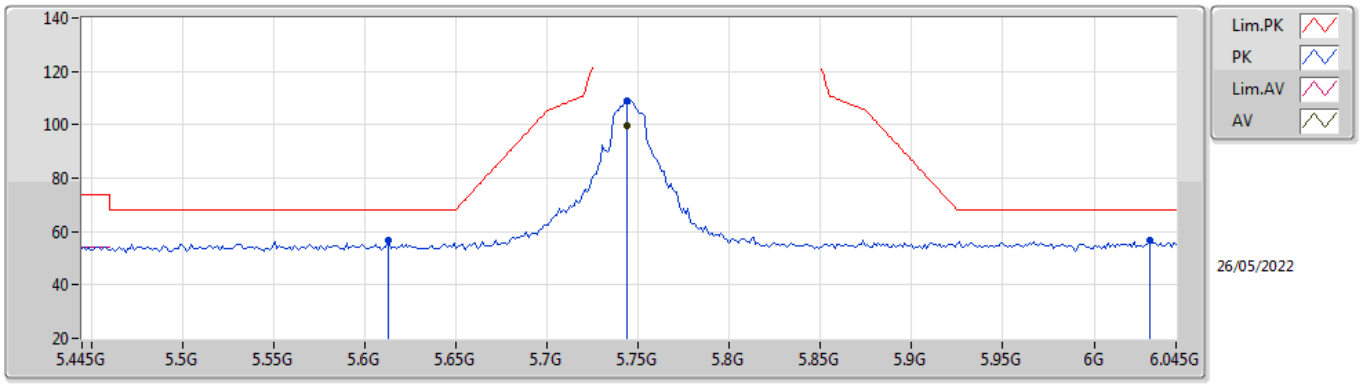

Type	Freq	Level	Limit	Margin	Factor	Dist	Condition	Azimuth	Height	Comment	Raw	AF	CL	PA
	(Hz)	(dBuV/m)	(dBuV/m)	(dB)	(dB)	(m)		(°)	(m)		(dBuV)	(dB)	(dB)	(dB)
AV	5.7438G	99.81	Inf	-Inf	9.61	3	Horizontal	319	1.08	-	90.20	33.66	10.15	34.20
PK	5.613G	56.76	68.20	-11.44	9.03	3	Horizontal	319	1.08	-	47.73	33.15	10.08	34.20
PK	5.7438G	108.98	Inf	-Inf	9.61	3	Horizontal	319	1.08	-	99.37	33.66	10.15	34.20
PK	6.0306G	56.63	68.20	-11.57	10.26	3	Horizontal	319	1.08	-	46.37	34.12	10.36	34.22

802.11a_Nss1,(6Mbps)_1TX

5745MHz_TX

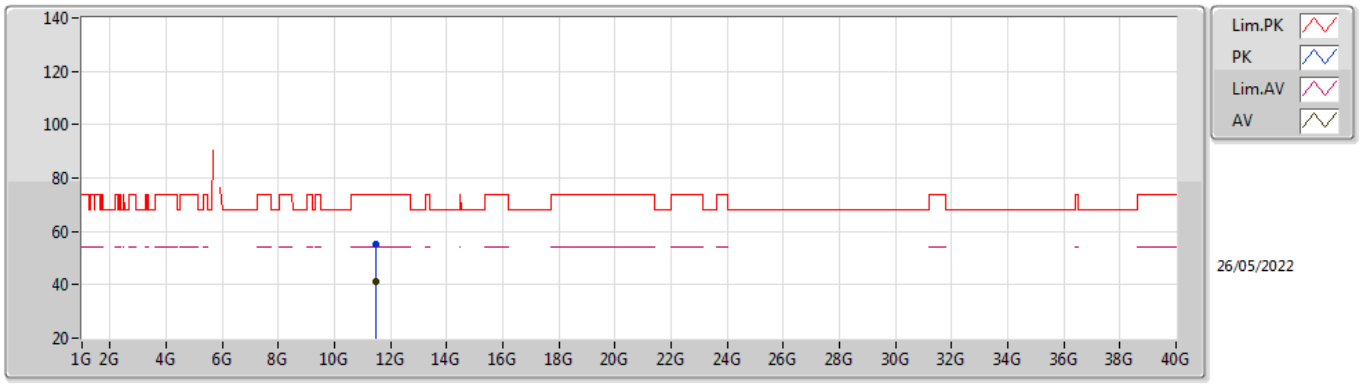

Type	Freq	Level	Limit	Margin	Factor	Dist	Condition	Azimuth	Height	Comment	Raw	AF	CL	PA
	(Hz)	(dBuV/m)	(dBuV/m)	(dB)	(dB)	(m)		(°)	(m)		(dBuV)	(dB)	(dB)	(dB)
AV	11.48336G	41.26	54.00	-12.74	17.98	3	Vertical	89	1.11	-	23.28	38.93	13.11	34.06
PK	11.48552G	55.42	74.00	-18.58	17.98	3	Vertical	89	1.11	-	37.44	38.93	13.11	34.06

802.11a_Nss1,(6Mbps)_1TX

5745MHz_TX

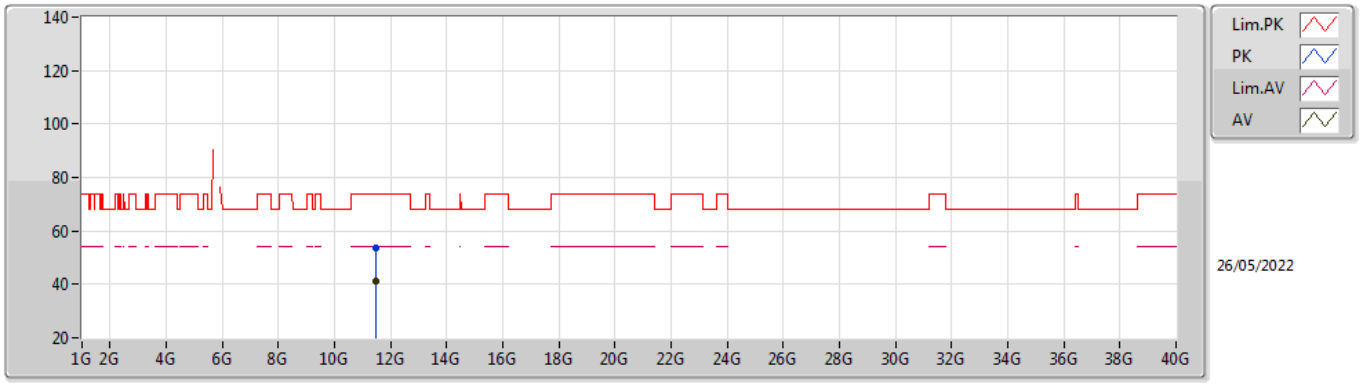

Type	Freq	Level	Limit	Margin	Factor	Dist	Condition	Azimuth	Height	Comment	Raw	AF	CL	PA
	(Hz)	(dBuV/m)	(dBuV/m)	(dB)	(dB)	(m)		(°)	(m)		(dBuV)	(dB)	(dB)	(dB)
AV	11.4986G	41.33	54.00	-12.67	17.95	3	Horizontal	136	2.40	-	23.38	38.90	13.11	34.06
PK	11.49656G	53.76	74.00	-20.24	17.96	3	Horizontal	136	2.40	-	35.80	38.91	13.11	34.06

802.11a_Nss1,(6Mbps)_1TX

5785MHz_TX

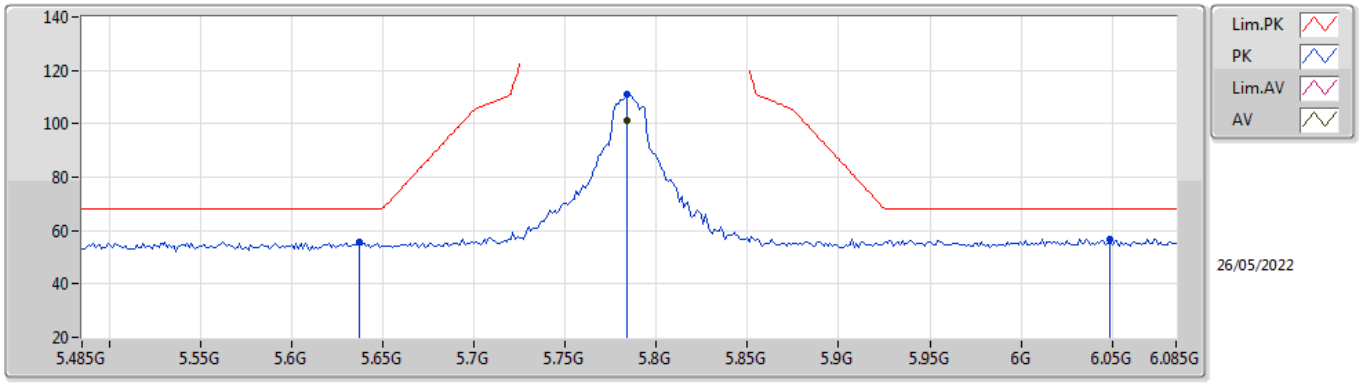

Type	Freq	Level	Limit	Margin	Factor	Dist	Condition	Azimuth	Height	Comment	Raw	AF	CL	PA
	(Hz)	(dBuV/m)	(dBuV/m)	(dB)	(dB)	(m)		(°)	(m)		(dBuV)	(dB)	(dB)	(dB)
AV	5.7838G	101.35	Inf	-Inf	9.73	3	Vertical	120	1.02	-	91.62	33.77	10.17	34.21
PK	5.6374G	55.85	68.20	-12.35	9.14	3	Vertical	120	1.02	-	46.71	33.25	10.09	34.20
PK	5.7838G	111.03	Inf	-Inf	9.73	3	Vertical	120	1.02	-	101.30	33.77	10.17	34.21
PK	6.049G	56.74	68.20	-11.46	10.36	3	Vertical	120	1.02	-	46.38	34.20	10.38	34.22

802.11a_Nss1,(6Mbps)_1TX

5785MHz_TX

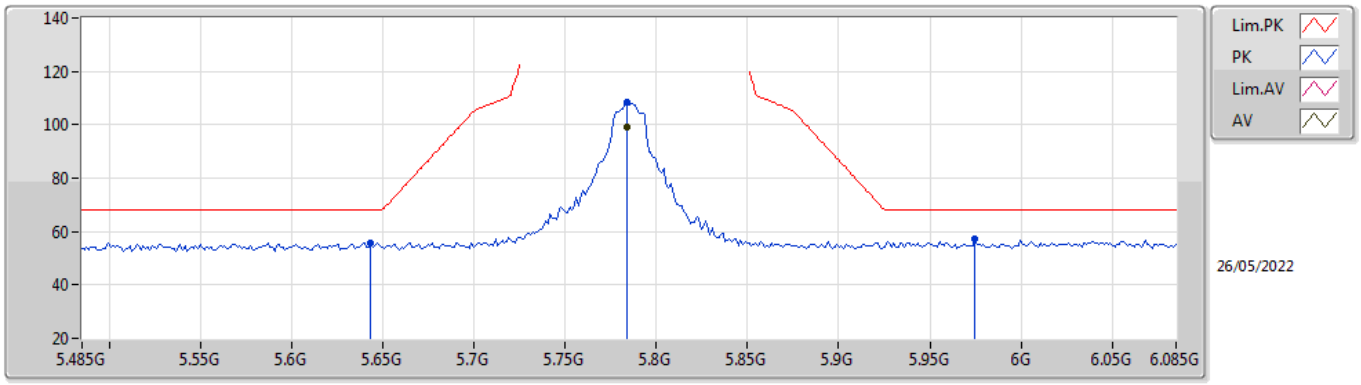

Type	Freq	Level	Limit	Margin	Factor	Dist	Condition	Azimuth	Height	Comment	Raw	AF	CL	PA
	(Hz)	(dBuV/m)	(dBuV/m)	(dB)	(dB)	(m)		(°)	(m)		(dBuV)	(dB)	(dB)	(dB)
AV	5.7838G	99.31	Inf	-Inf	9.73	3	Horizontal	318	1.00	-	89.58	33.77	10.17	34.21
PK	5.6434G	55.87	68.20	-12.33	9.16	3	Horizontal	318	1.00	-	46.71	33.27	10.09	34.20
PK	5.7838G	108.26	Inf	-Inf	9.73	3	Horizontal	318	1.00	-	98.53	33.77	10.17	34.21
PK	5.9746G	57.25	68.20	-10.95	10.24	3	Horizontal	318	1.00	-	47.01	34.15	10.31	34.22

802.11a_Nss1,(6Mbps)_1TX

5785MHz_TX

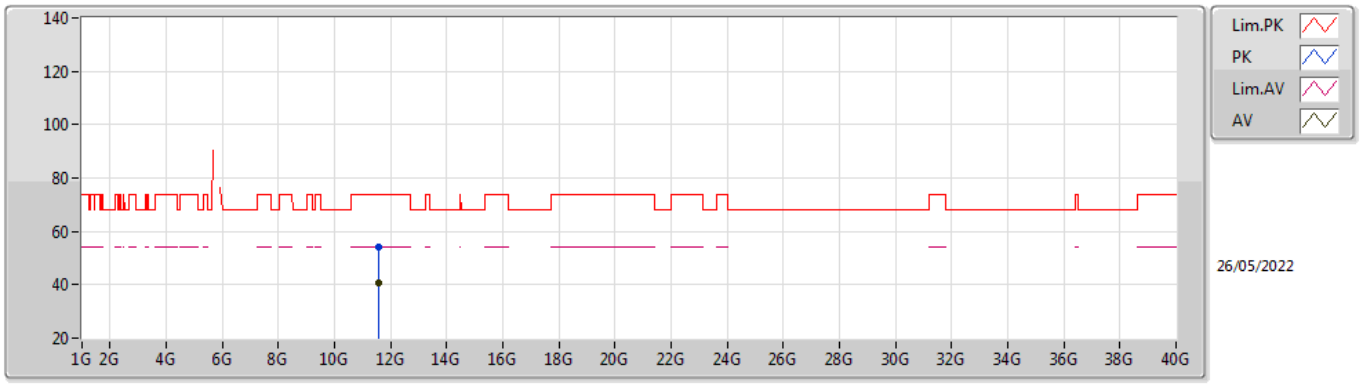

Type	Freq	Level	Limit	Margin	Factor	Dist	Condition	Azimuth	Height	Comment	Raw	AF	CL	PA
	(Hz)	(dBuV/m)	(dBuV/m)	(dB)	(dB)	(m)		(°)	(m)		(dBuV)	(dB)	(dB)	(dB)
AV	11.56076G	40.86	54.00	-13.14	17.83	3	Vertical	120	2.49	-	23.03	38.78	13.14	34.09
PK	11.56216G	54.07	74.00	-19.93	17.83	3	Vertical	120	2.49	-	36.24	38.78	13.14	34.09

802.11a_Nss1,(6Mbps)_1TX

5785MHz_TX

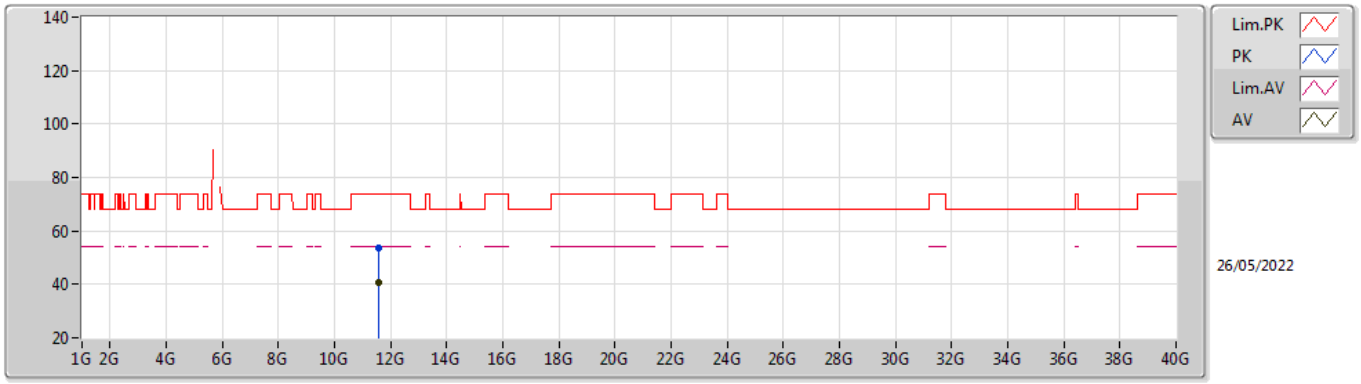

Type	Freq	Level	Limit	Margin	Factor	Dist	Condition	Azimuth	Height	Comment	Raw	AF	CL	PA
	(Hz)	(dBuV/m)	(dBuV/m)	(dB)	(dB)	(m)		(°)	(m)		(dBuV)	(dB)	(dB)	(dB)
AV	11.56252G	40.78	54.00	-13.22	17.82	3	Horizontal	255	1.65	-	22.96	38.77	13.14	34.09
PK	11.57392G	53.77	74.00	-20.23	17.79	3	Horizontal	255	1.65	-	35.98	38.75	13.14	34.10

802.11a_Nss1,(6Mbps)_1TX

5825MHz_TX

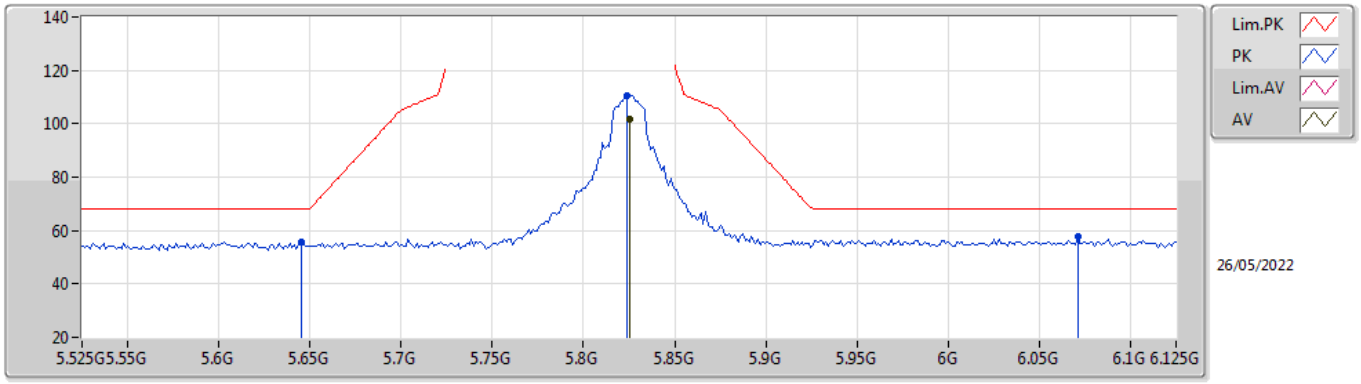

Type	Freq	Level	Limit	Margin	Factor	Dist	Condition	Azimuth	Height	Comment	Raw	AF	CL	PA
	(Hz)	(dBuV/m)	(dBuV/m)	(dB)	(dB)	(m)		(°)	(m)		(dBuV)	(dB)	(dB)	(dB)
AV	5.825G	101.81	Inf	-Inf	9.94	3	Vertical	106	1.28	-	91.87	33.95	10.20	34.21
PK	5.645G	55.45	68.20	-12.75	9.17	3	Vertical	106	1.28	-	46.28	33.28	10.09	34.20
PK	5.8238G	110.49	Inf	-Inf	9.93	3	Vertical	106	1.28	-	100.56	33.94	10.20	34.21
PK	6.071G	57.86	68.20	-10.34	10.33	3	Vertical	106	1.28	-	47.53	34.16	10.40	34.23

802.11a_Nss1,(6Mbps)_1TX

5825MHz_TX

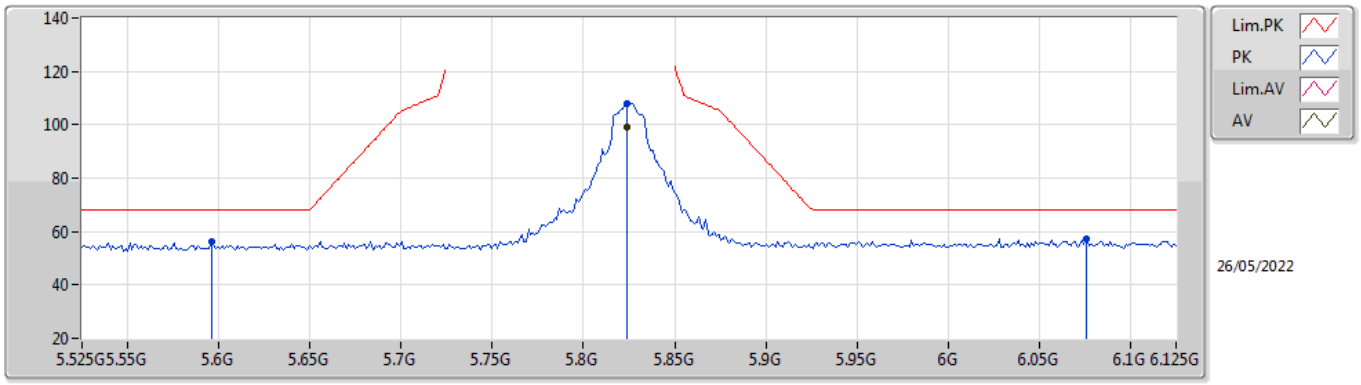

Type	Freq	Level	Limit	Margin	Factor	Dist	Condition	Azimuth	Height	Comment	Raw	AF	CL	PA
	(Hz)	(dBuV/m)	(dBuV/m)	(dB)	(dB)	(m)		(°)	(m)		(dBuV)	(dB)	(dB)	(dB)
AV	5.8238G	99.15	Inf	-Inf	9.93	3	Horizontal	310	2.65	-	89.22	33.94	10.20	34.21
PK	5.5958G	56.44	68.20	-11.76	8.94	3	Horizontal	310	2.65	-	47.50	33.07	10.07	34.20
PK	5.8238G	108.03	Inf	-Inf	9.93	3	Horizontal	310	2.65	-	98.10	33.94	10.20	34.21
PK	6.0758G	57.09	68.20	-11.11	10.33	3	Horizontal	310	2.65	-	46.76	34.15	10.41	34.23

802.11a_Nss1,(6Mbps)_1TX

5825MHz_TX

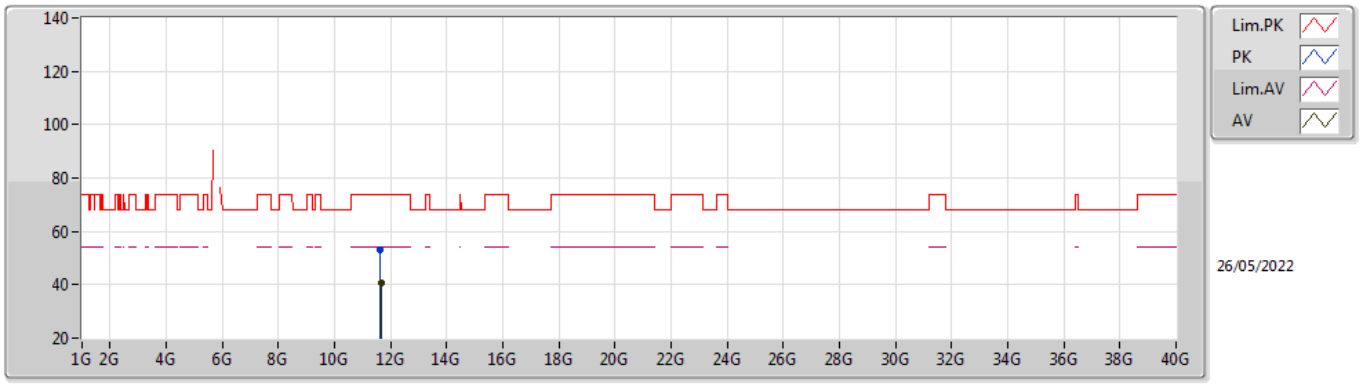

Type	Freq	Level	Limit	Margin	Factor	Dist	Condition	Azimuth	Height	Comment	Raw	AF	CL	PA
	(Hz)	(dBuV/m)	(dBuV/m)	(dB)	(dB)	(m)		(°)	(m)		(dBuV)	(dB)	(dB)	(dB)
AV	11.65324G	40.78	54.00	-13.22	17.68	3	Vertical	170	2.04	-	23.10	38.65	13.17	34.14
PK	11.64072G	53.33	74.00	-20.67	17.69	3	Vertical	170	2.04	-	35.64	38.66	13.17	34.14

802.11a_Nss1,(6Mbps)_1TX

5825MHz_TX

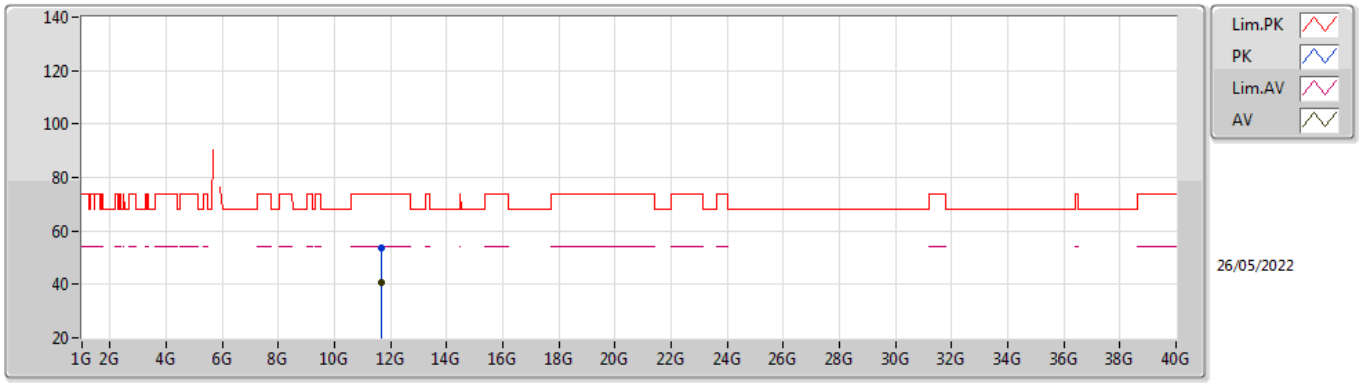

Type	Freq	Level	Limit	Margin	Factor	Dist	Condition	Azimuth	Height	Comment	Raw	AF	CL	PA
	(Hz)	(dBuV/m)	(dBuV/m)	(dB)	(dB)	(m)		(°)	(m)		(dBuV)	(dB)	(dB)	(dB)
AV	11.65544G	40.74	54.00	-13.26	17.68	3	Horizontal	200	1.64	-	23.06	38.64	13.18	34.14
PK	11.65872G	53.45	74.00	-20.55	17.67	3	Horizontal	200	1.64	-	35.78	38.64	13.18	34.15

802.11ac VHT20_Nss1,(MCS0)_1TX

5180MHz_TX

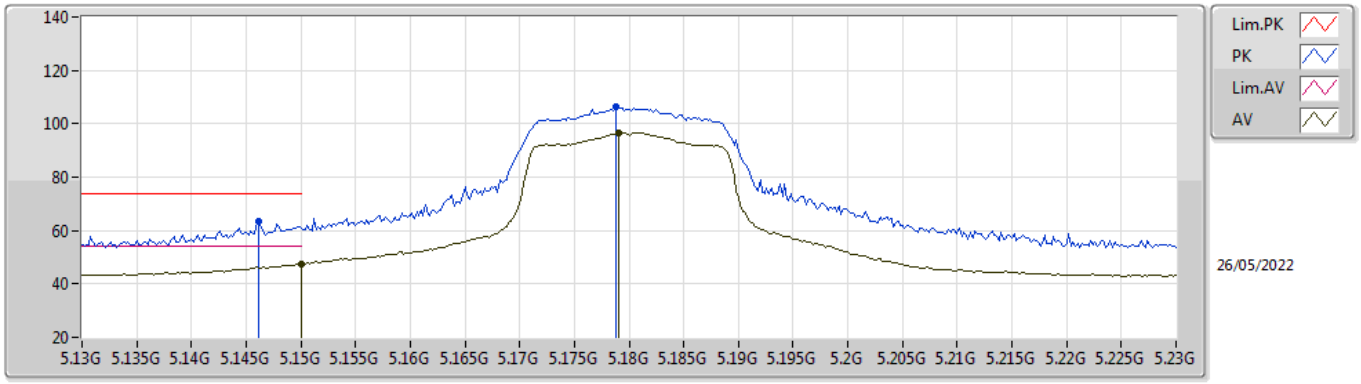

Type	Freq	Level	Limit	Margin	Factor	Dist	Condition	Azimuth	Height	Comment	Raw	AF	CL	PA
	(Hz)	(dBuV/m)	(dBuV/m)	(dB)	(dB)	(m)		(°)	(m)		(dBuV)	(dB)	(dB)	(dB)
AV	5.15G	47.52	54.00	-6.48	8.90	3	Vertical	250	1.50	-	38.62	33.20	9.83	34.13
AV	5.179G	96.63	Inf	-Inf	8.86	3	Vertical	250	1.50	-	87.77	33.14	9.85	34.13
PK	5.1462G	63.55	74.00	-10.45	8.90	3	Vertical	250	1.50	-	54.65	33.20	9.83	34.13
PK	5.1788G	106.37	Inf	-Inf	8.86	3	Vertical	250	1.50	-	97.51	33.14	9.85	34.13

802.11ac VHT20_Nss1,(MCS0)_1TX

5180MHz_TX

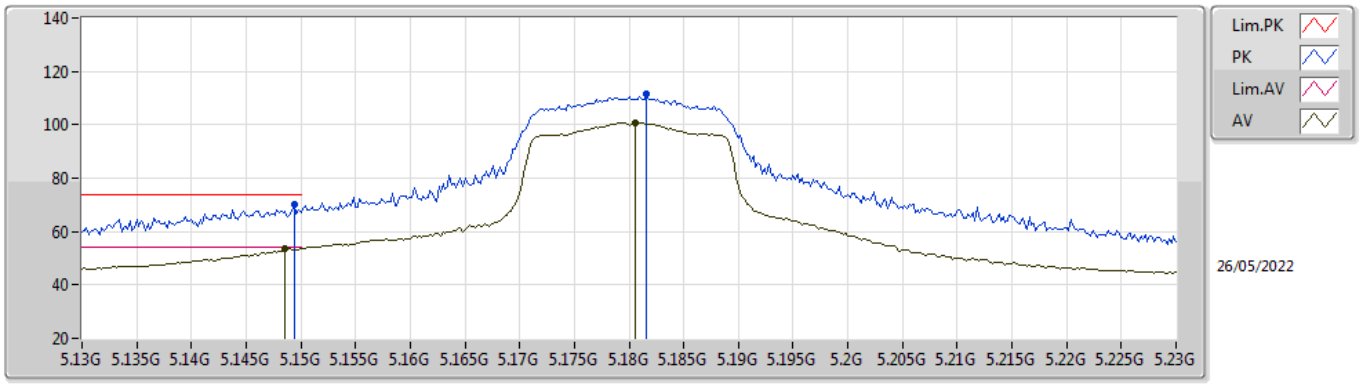

Type	Freq	Level	Limit	Margin	Factor	Dist	Condition	Azimuth	Height	Comment	Raw	AF	CL	PA
	(Hz)	(dBuV/m)	(dBuV/m)	(dB)	(dB)	(m)		(°)	(m)		(dBuV)	(dB)	(dB)	(dB)
AV	5.1486G	53.72	54.00	-0.28	8.90	3	Horizontal	307	1.03	-	44.82	33.20	9.83	34.13
AV	5.1806G	100.89	Inf	-Inf	8.86	3	Horizontal	307	1.03	-	92.03	33.14	9.85	34.13
PK	5.1494G	69.98	74.00	-4.02	8.90	3	Horizontal	307	1.03	-	61.08	33.20	9.83	34.13
PK	5.1816G	111.50	Inf	-Inf	8.86	3	Horizontal	307	1.03	-	102.64	33.14	9.85	34.13

802.11ac VHT20_Nss1,(MCS0)_1TX

5180MHz_TX

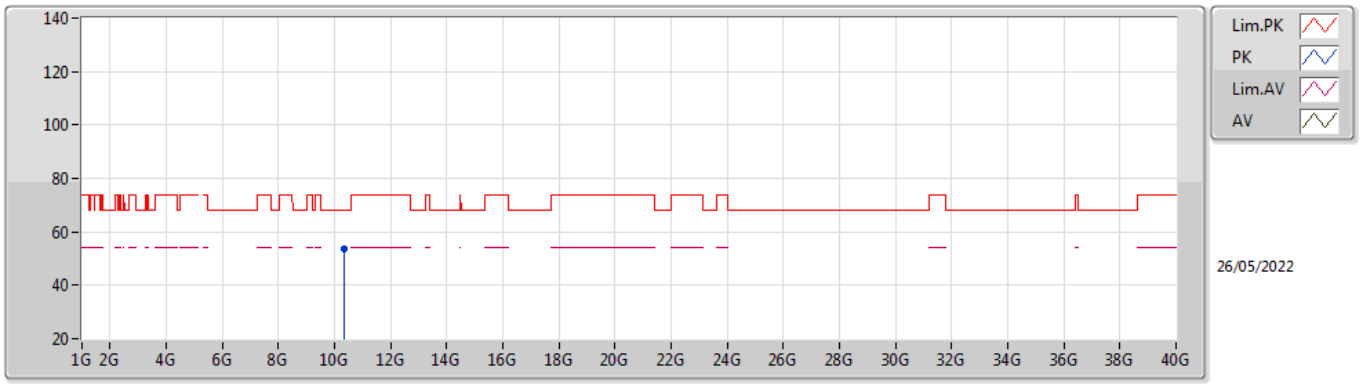

Type	Freq	Level	Limit	Margin	Factor	Dist	Condition	Azimuth	Height	Comment	Raw	AF	CL	PA
	(Hz)	(dBuV/m)	(dBuV/m)	(dB)	(dB)	(m)		(°)	(m)		(dBuV)	(dB)	(dB)	(dB)
PK	10.36416G	53.61	68.20	-14.59	16.74	3	Vertical	0	1.50	-	36.87	38.66	12.67	34.59

802.11ac VHT20_Nss1,(MCS0)_1TX

5180MHz_TX

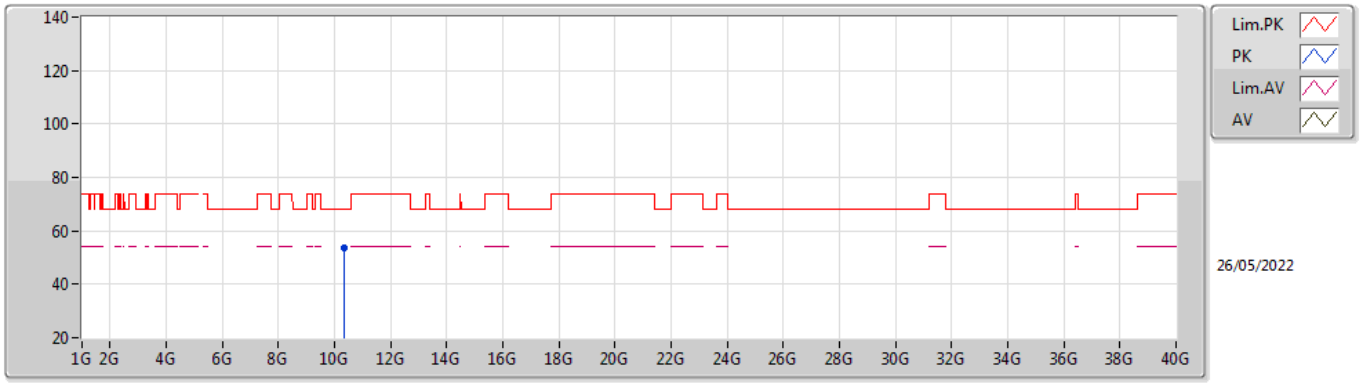

Type	Freq	Level	Limit	Margin	Factor	Dist	Condition	Azimuth	Height	Comment	Raw	AF	CL	PA
	(Hz)	(dBuV/m)	(dBuV/m)	(dB)	(dB)	(m)		(°)	(m)		(dBuV)	(dB)	(dB)	(dB)
PK	10.35352G	53.48	68.20	-14.72	16.72	3	Horizontal	333	1.65	-	36.76	38.65	12.67	34.60

802.11ac VHT20_Nss1,(MCS0)_1TX

5200MHz_TX

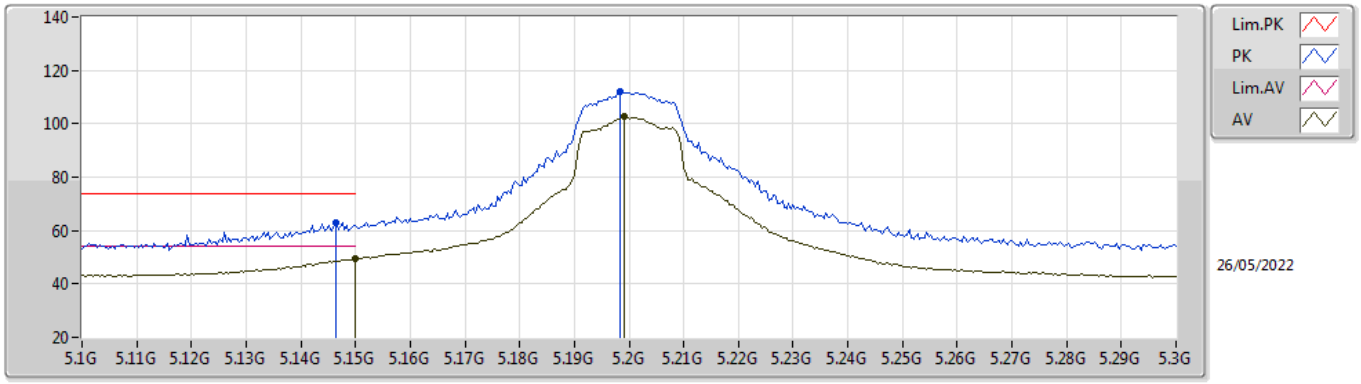

Type	Freq	Level	Limit	Margin	Factor	Dist	Condition	Azimuth	Height	Comment	Raw	AF	CL	PA
	(Hz)	(dBuV/m)	(dBuV/m)	(dB)	(dB)	(m)		(°)	(m)		(dBuV)	(dB)	(dB)	(dB)
AV	5.15G	49.45	54.00	-4.55	8.90	3	Vertical	99	1.09	-	40.55	33.20	9.83	34.13
AV	5.1992G	102.75	Inf	-Inf	8.82	3	Vertical	99	1.09	-	93.93	33.10	9.86	34.14
PK	5.1464G	62.95	74.00	-11.05	8.90	3	Vertical	99	1.09	-	54.05	33.20	9.83	34.13
PK	5.1984G	112.30	Inf	-Inf	8.82	3	Vertical	99	1.09	-	103.48	33.10	9.86	34.14

802.11ac VHT20_Nss1,(MCS0)_1TX

5200MHz_TX

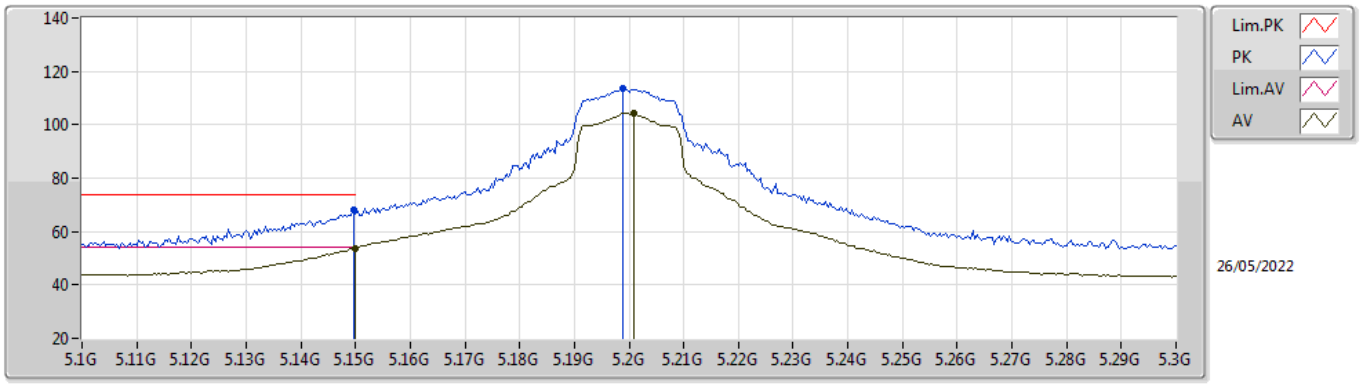

Type	Freq	Level	Limit	Margin	Factor	Dist	Condition	Azimuth	Height	Comment	Raw	AF	CL	PA
	(Hz)	(dBuV/m)	(dBuV/m)	(dB)	(dB)	(m)		(°)	(m)		(dBuV)	(dB)	(dB)	(dB)
AV	5.15G	53.67	54.00	-0.33	8.90	3	Horizontal	310	1.09	-	44.77	33.20	9.83	34.13
AV	5.2008G	104.54	Inf	-Inf	8.82	3	Horizontal	310	1.09	-	95.72	33.10	9.86	34.14
PK	5.1496G	68.04	74.00	-5.96	8.90	3	Horizontal	310	1.09	-	59.14	33.20	9.83	34.13
PK	5.1988G	113.73	Inf	-Inf	8.82	3	Horizontal	310	1.09	-	104.91	33.10	9.86	34.14

802.11ac VHT20_Nss1,(MCS0)_1TX

5200MHz_TX

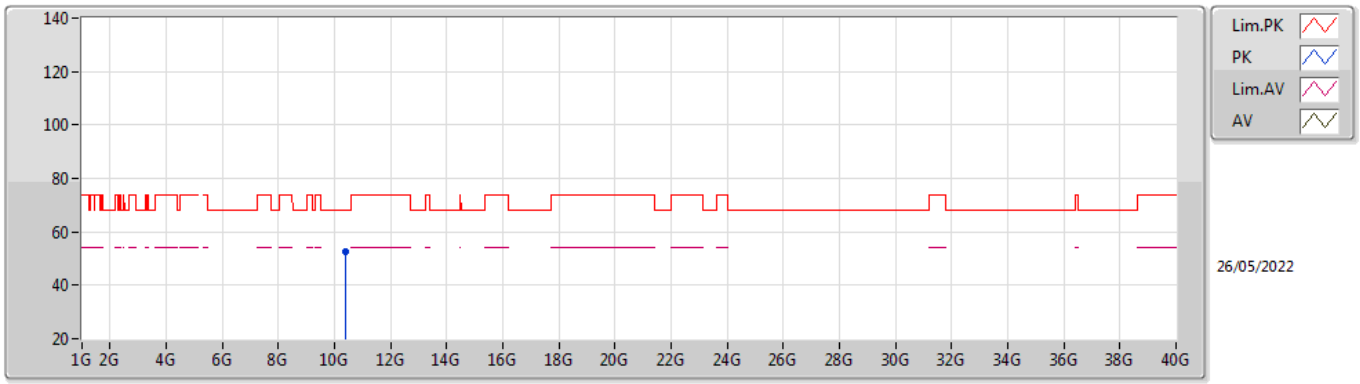

Type	Freq	Level	Limit	Margin	Factor	Dist	Condition	Azimuth	Height	Comment	Raw	AF	CL	PA
	(Hz)	(dBuV/m)	(dBuV/m)	(dB)	(dB)	(m)		(°)	(m)		(dBuV)	(dB)	(dB)	(dB)
PK	10.40524G	52.54	68.20	-15.66	16.82	3	Vertical	322	2.70	-	35.72	38.69	12.69	34.56

802.11ac VHT20_Nss1,(MCS0)_1TX

5200MHz_TX

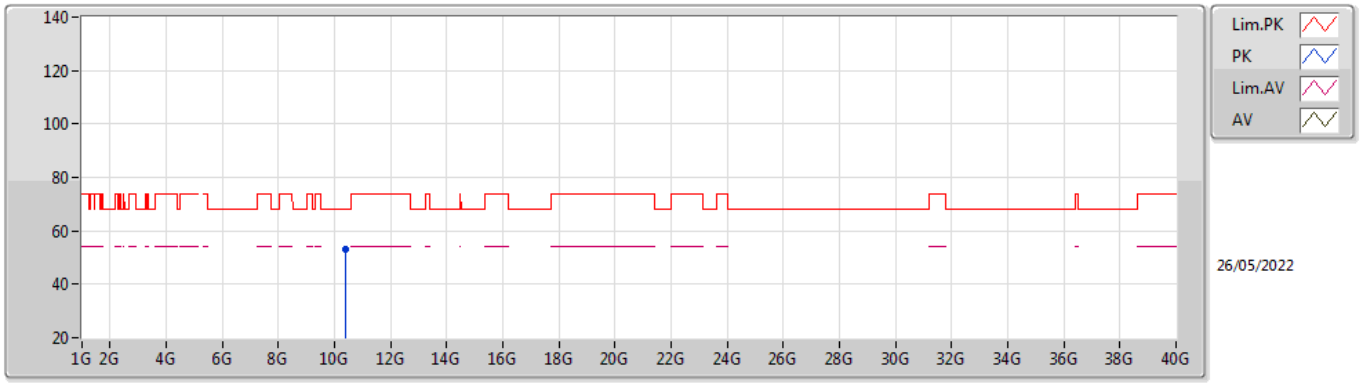

Type	Freq	Level	Limit	Margin	Factor	Dist	Condition	Azimuth	Height	Comment	Raw	AF	CL	PA
	(Hz)	(dBuV/m)	(dBuV/m)	(dB)	(dB)	(m)		(°)	(m)		(dBuV)	(dB)	(dB)	(dB)
PK	10.40028G	53.20	68.20	-15.00	16.83	3	Horizontal	261	2.57	-	36.37	38.70	12.69	34.56

802.11ac VHT20_Nss1,(MCS0)_1TX

5240MHz_TX

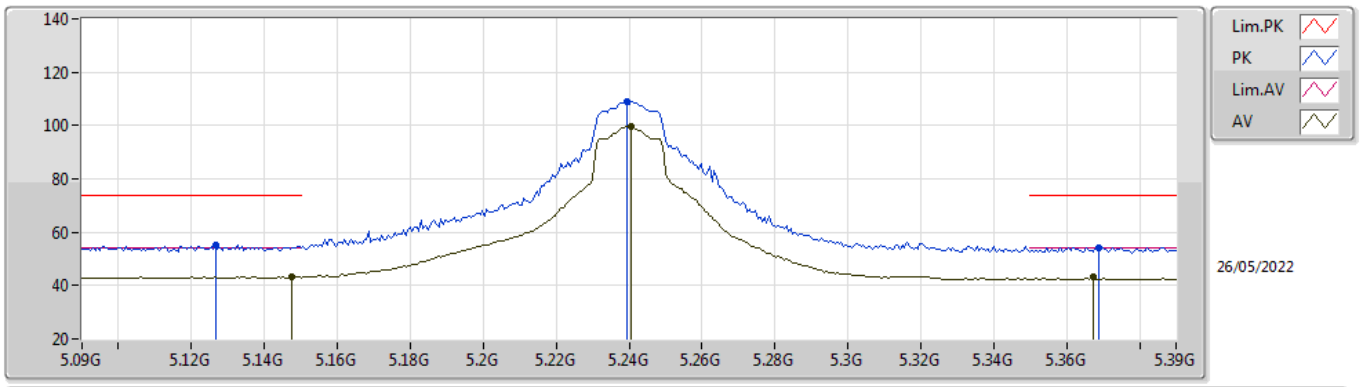

Type	Freq	Level	Limit	Margin	Factor	Dist	Condition	Azimuth	Height	Comment	Raw	AF	CL	PA
	(Hz)	(dBuV/m)	(dBuV/m)	(dB)	(dB)	(m)		(°)	(m)		(dBuV)	(dB)	(dB)	(dB)
AV	5.1476G	43.17	54.00	-10.83	8.90	3	Vertical	251	1.50	-	34.27	33.20	9.83	34.13
AV	5.2406G	99.57	Inf	-Inf	8.69	3	Vertical	251	1.50	-	90.88	32.94	9.89	34.14
AV	5.3672G	43.03	54.00	-10.97	8.54	3	Vertical	251	1.50	-	34.49	32.73	9.98	34.17
PK	5.1266G	55.08	74.00	-18.92	8.90	3	Vertical	251	1.50	-	46.18	33.20	9.82	34.12
PK	5.2394G	108.94	Inf	-Inf	8.69	3	Vertical	251	1.50	-	100.25	32.94	9.89	34.14
PK	5.369G	54.35	74.00	-19.65	8.55	3	Vertical	251	1.50	-	45.80	32.74	9.98	34.17

802.11ac VHT20_Nss1,(MCS0)_1TX

5240MHz_TX

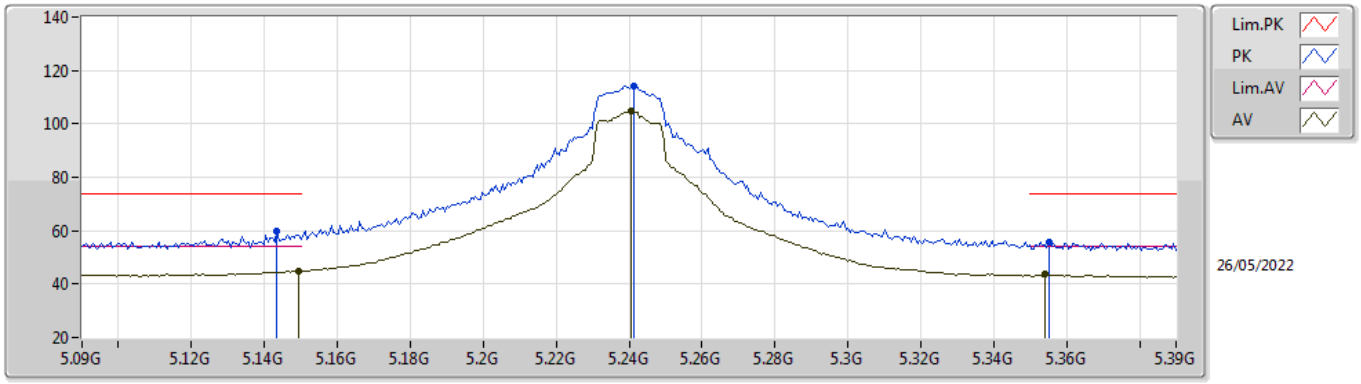

Type	Freq	Level	Limit	Margin	Factor	Dist	Condition	Azimuth	Height	Comment	Raw	AF	CL	PA
	(Hz)	(dBuV/m)	(dBuV/m)	(dB)	(dB)	(m)		(°)	(m)		(dBuV)	(dB)	(dB)	(dB)
AV	5.1494G	45.01	54.00	-8.99	8.90	3	Horizontal	308	1.01	-	36.11	33.20	9.83	34.13
AV	5.2406G	104.73	Inf	-Inf	8.69	3	Horizontal	308	1.01	-	96.04	32.94	9.89	34.14
AV	5.354G	43.60	54.00	-10.40	8.52	3	Horizontal	308	1.01	-	35.08	32.71	9.97	34.16
PK	5.1434G	59.57	74.00	-14.43	8.90	3	Horizontal	308	1.01	-	50.67	33.20	9.83	34.13
PK	5.2412G	114.05	Inf	-Inf	8.69	3	Horizontal	308	1.01	-	105.36	32.94	9.89	34.14
PK	5.3552G	55.48	74.00	-18.52	8.52	3	Horizontal	308	1.01	-	46.96	32.71	9.97	34.16

802.11ac VHT20_Nss1,(MCS0)_1TX

5240MHz_TX

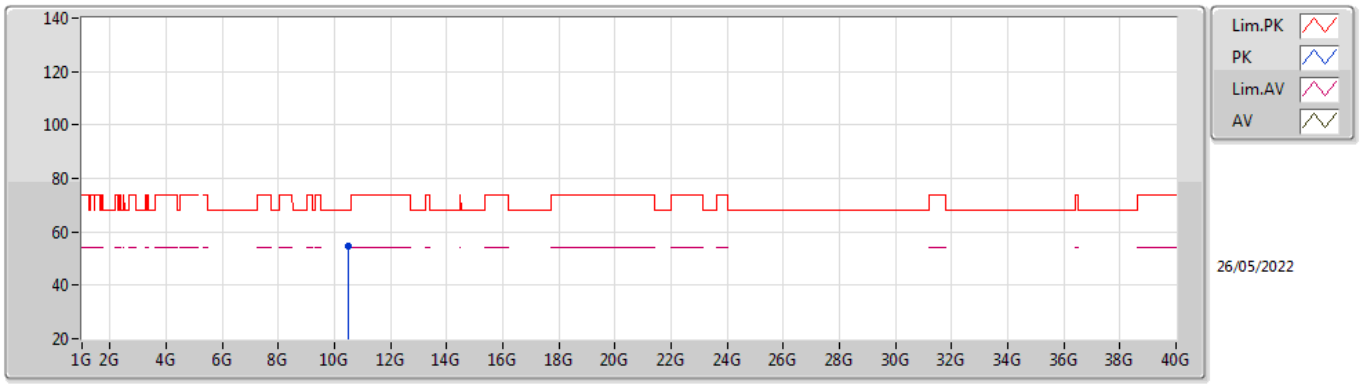

Type	Freq	Level	Limit	Margin	Factor	Dist	Condition	Azimuth	Height	Comment	Raw	AF	CL	PA
	(Hz)	(dBuV/m)	(dBuV/m)	(dB)	(dB)	(m)		(°)	(m)		(dBuV)	(dB)	(dB)	(dB)
PK	10.4758G	54.52	68.20	-13.68	16.83	3	Vertical	179	1.05	-	37.69	38.62	12.72	34.51

802.11ac VHT20_Nss1,(MCS0)_1TX

5240MHz_TX

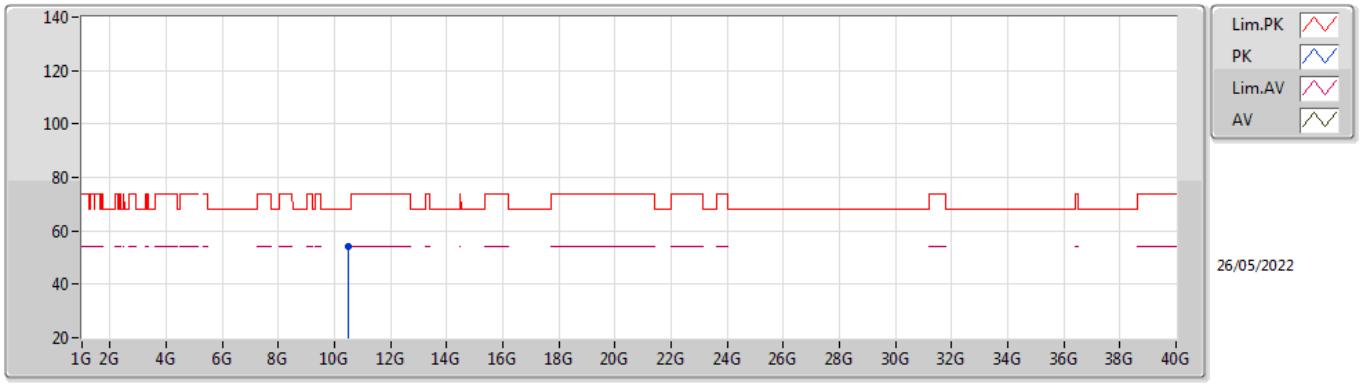

Type	Freq	Level	Limit	Margin	Factor	Dist	Condition	Azimuth	Height	Comment	Raw	AF	CL	PA
	(Hz)	(dBuV/m)	(dBuV/m)	(dB)	(dB)	(m)		(°)	(m)		(dBuV)	(dB)	(dB)	(dB)
PK	10.4814G	54.16	68.20	-14.04	16.84	3	Horizontal	30	2.54	-	37.32	38.62	12.72	34.50

802.11ac VHT20_Nss1,(MCS0)_1TX

5745MHz_TX

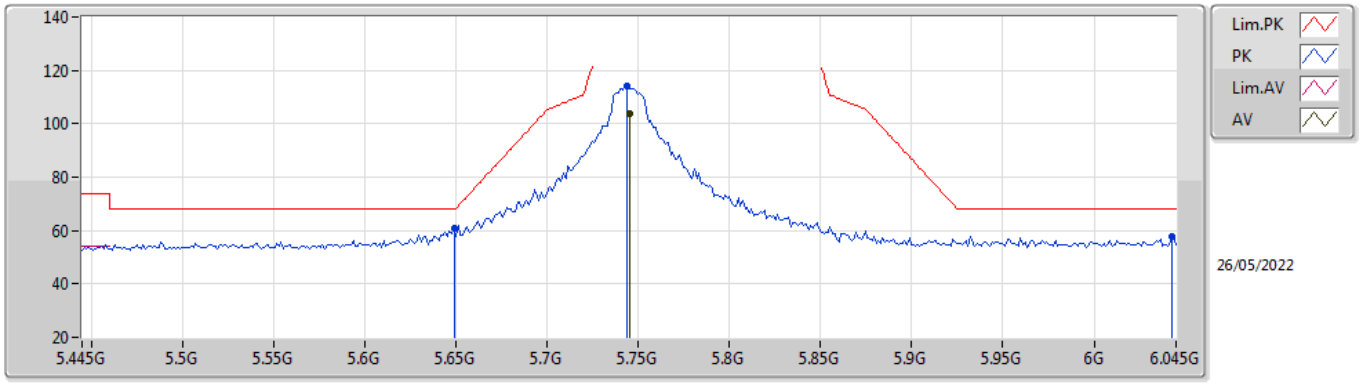

Type	Freq	Level	Limit	Margin	Factor	Dist	Condition	Azimuth	Height	Comment	Raw	AF	CL	PA
	(Hz)	(dBuV/m)	(dBuV/m)	(dB)	(dB)	(m)		(°)	(m)		(dBuV)	(dB)	(dB)	(dB)
AV	5.745G	104.05	Inf	-Inf	9.62	3	Vertical	88	1.04	-	94.43	33.67	10.15	34.20
PK	5.649G	60.87	68.20	-7.33	9.20	3	Vertical	88	1.04	-	51.67	33.30	10.10	34.20
PK	5.7438G	113.96	Inf	-Inf	9.61	3	Vertical	88	1.04	-	104.35	33.66	10.15	34.20
PK	6.0426G	57.94	68.20	-10.26	10.32	3	Vertical	88	1.04	-	47.62	34.17	10.37	34.22

802.11ac VHT20_Nss1,(MCS0)_1TX

5745MHz_TX

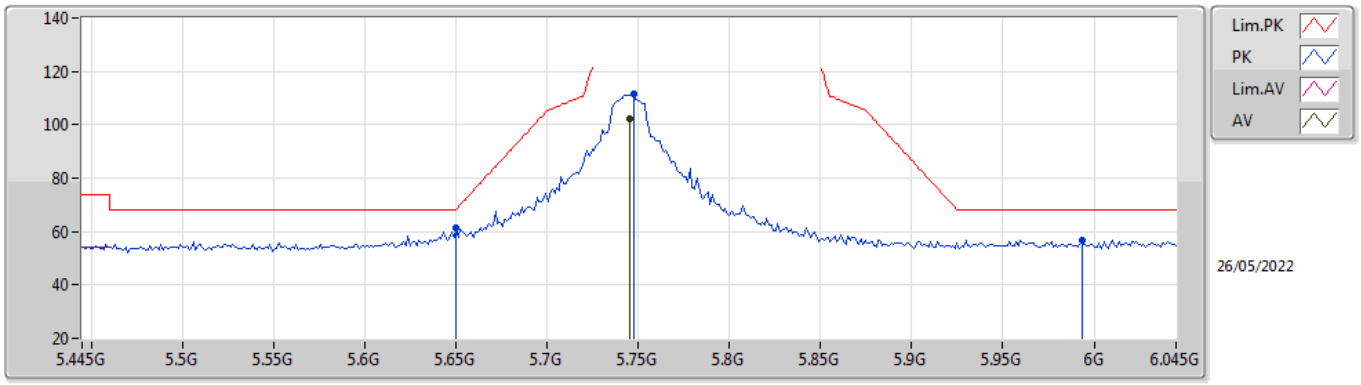

Type	Freq	Level	Limit	Margin	Factor	Dist	Condition	Azimuth	Height	Comment	Raw	AF	CL	PA
	(Hz)	(dBuV/m)	(dBuV/m)	(dB)	(dB)	(m)		(°)	(m)		(dBuV)	(dB)	(dB)	(dB)
AV	5.745G	102.08	Inf	-Inf	9.62	3	Horizontal	306	1.10	-	92.46	33.67	10.15	34.20
PK	5.6502G	61.23	68.35	-7.12	9.20	3	Horizontal	306	1.10	-	52.03	33.30	10.10	34.20
PK	5.7474G	111.63	Inf	-Inf	9.63	3	Horizontal	306	1.10	-	102.00	33.68	10.15	34.20
PK	5.9934G	56.96	68.20	-11.24	10.15	3	Horizontal	306	1.10	-	46.81	34.04	10.33	34.22

802.11ac VHT20_Nss1,(MCS0)_1TX

5745MHz_TX

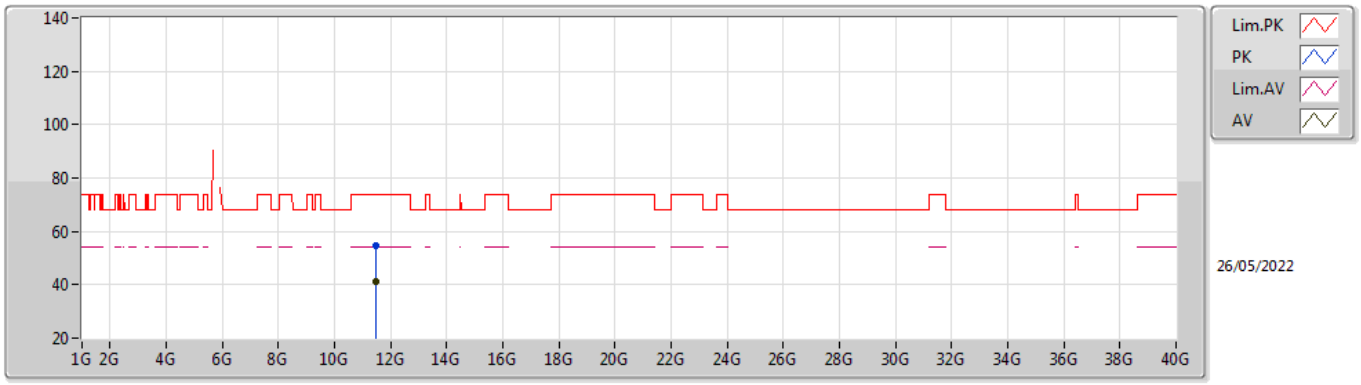

Type	Freq	Level	Limit	Margin	Factor	Dist	Condition	Azimuth	Height	Comment	Raw	AF	CL	PA
	(Hz)	(dBuV/m)	(dBuV/m)	(dB)	(dB)	(m)		(°)	(m)		(dBuV)	(dB)	(dB)	(dB)
AV	11.49688G	41.20	54.00	-12.80	17.96	3	Vertical	327	1.65	-	23.24	38.91	13.11	34.06
PK	11.49452G	54.41	74.00	-19.59	17.96	3	Vertical	327	1.65	-	36.45	38.91	13.11	34.06

802.11ac VHT20_Nss1,(MCS0)_1TX

5745MHz_TX

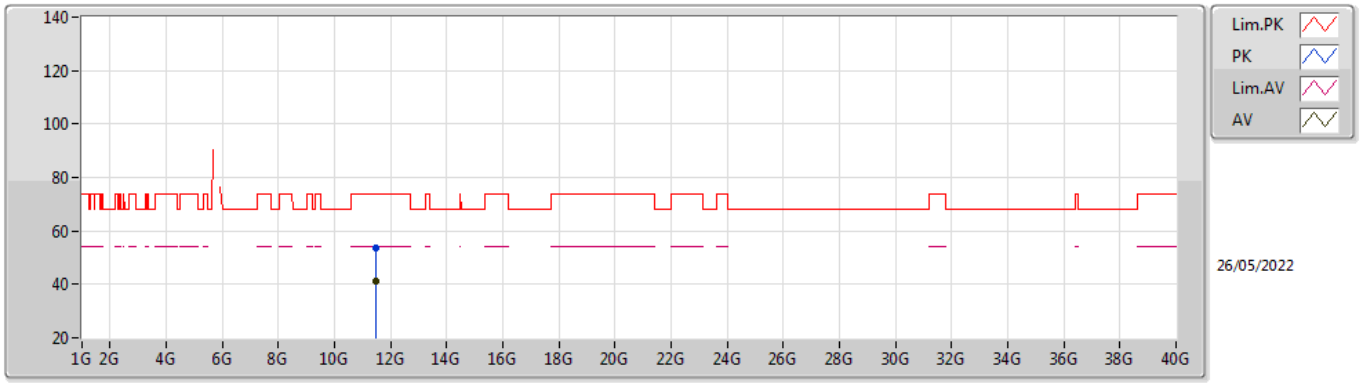

Type	Freq	Level	Limit	Margin	Factor	Dist	Condition	Azimuth	Height	Comment	Raw	AF	CL	PA
	(Hz)	(dBuV/m)	(dBuV/m)	(dB)	(dB)	(m)		(°)	(m)		(dBuV)	(dB)	(dB)	(dB)
AV	11.4896G	41.15	54.00	-12.85	17.97	3	Horizontal	281	1.09	-	23.18	38.92	13.11	34.06
PK	11.49092G	53.80	74.00	-20.20	17.97	3	Horizontal	281	1.09	-	35.83	38.92	13.11	34.06

802.11ac VHT20_Nss1,(MCS0)_1TX

5785MHz_TX

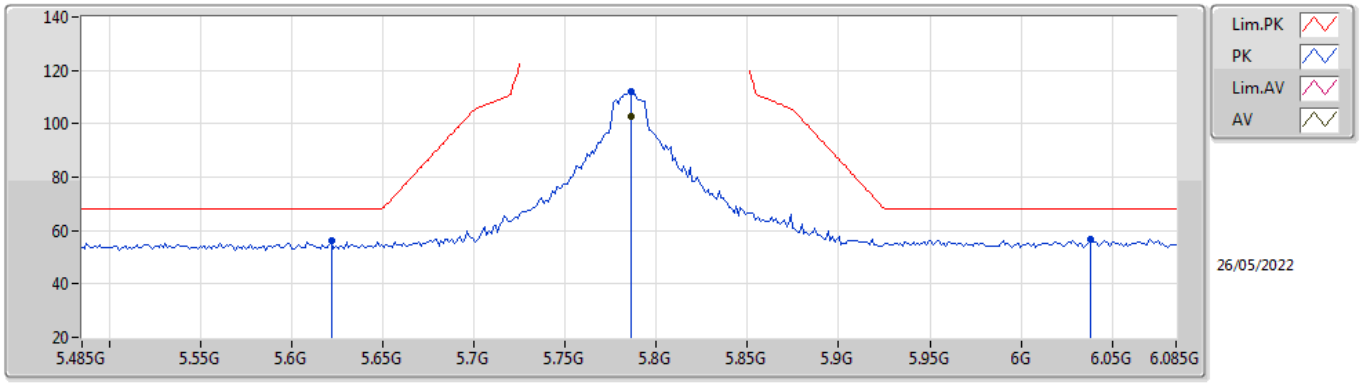

Type	Freq	Level	Limit	Margin	Factor	Dist	Condition	Azimuth	Height	Comment	Raw	AF	CL	PA
	(Hz)	(dBuV/m)	(dBuV/m)	(dB)	(dB)	(m)		(°)	(m)		(dBuV)	(dB)	(dB)	(dB)
AV	5.7862G	102.65	Inf	-Inf	9.73	3	Vertical	29	1.09	-	92.92	33.77	10.17	34.21
PK	5.6218G	56.38	68.20	-11.82	9.07	3	Vertical	29	1.09	-	47.31	33.19	10.08	34.20
PK	5.7862G	111.83	Inf	-Inf	9.73	3	Vertical	29	1.09	-	102.10	33.77	10.17	34.21
PK	6.0382G	56.49	68.20	-11.71	10.30	3	Vertical	29	1.09	-	46.19	34.15	10.37	34.22

802.11ac VHT20_Nss1,(MCS0)_1TX

5785MHz_TX

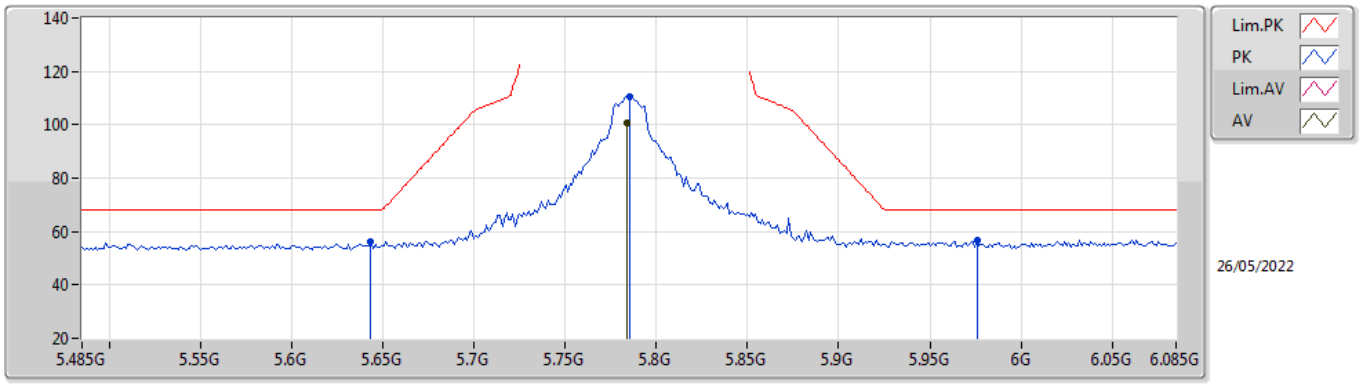

Type	Freq	Level	Limit	Margin	Factor	Dist	Condition	Azimuth	Height	Comment	Raw	AF	CL	PA
	(Hz)	(dBuV/m)	(dBuV/m)	(dB)	(dB)	(m)		(°)	(m)		(dBuV)	(dB)	(dB)	(dB)
PK	5.6434G	56.20	68.20	-12.00	9.16	3	Horizontal	320	1.00	-	47.04	33.27	10.09	34.20
PK	5.785G	110.60	Inf	-Inf	9.73	3	Horizontal	320	1.00	-	100.87	33.77	10.17	34.21
AV	5.7838G	100.80	Inf	-Inf	9.73	3	Horizontal	320	1.00	-	91.07	33.77	10.17	34.21
PK	5.9758G	56.67	68.20	-11.53	10.24	3	Horizontal	320	1.00	-	46.43	34.15	10.31	34.22

802.11ac VHT20_Nss1,(MCS0)_1TX

5785MHz_TX

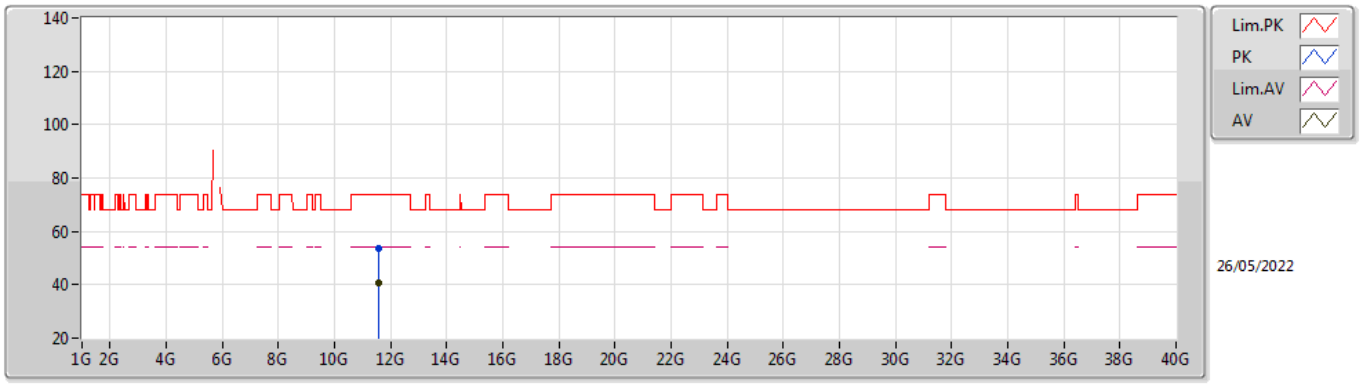

Type	Freq	Level	Limit	Margin	Factor	Dist	Condition	Azimuth	Height	Comment	Raw	AF	CL	PA
	(Hz)	(dBuV/m)	(dBuV/m)	(dB)	(dB)	(m)		(°)	(m)		(dBuV)	(dB)	(dB)	(dB)
AV	11.57192G	40.92	54.00	-13.08	17.80	3	Vertical	282	1.92	-	23.12	38.76	13.14	34.10
PK	11.56976G	53.87	74.00	-20.13	17.80	3	Vertical	282	1.92	-	36.07	38.76	13.14	34.10

802.11ac VHT20_Nss1,(MCS0)_1TX

5785MHz_TX

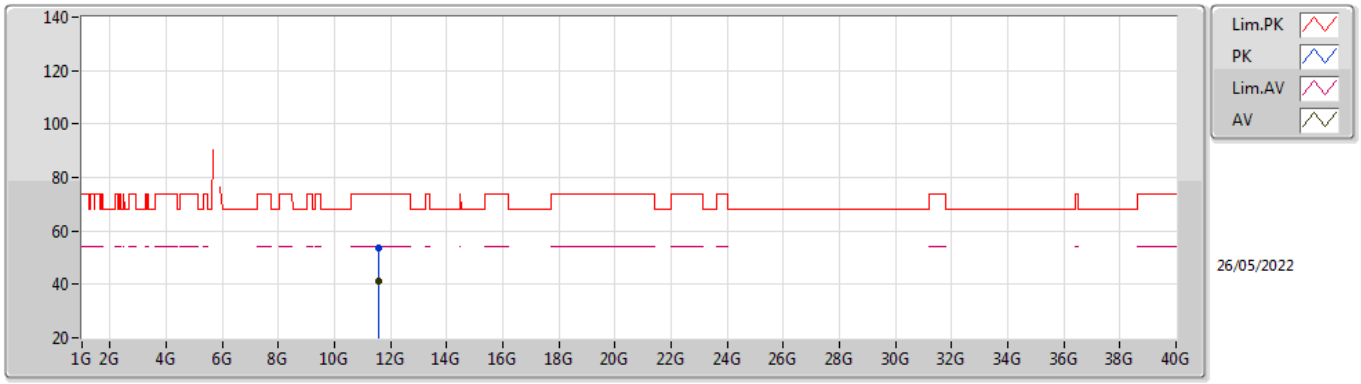

Type	Freq	Level	Limit	Margin	Factor	Dist	Condition	Azimuth	Height	Comment	Raw	AF	CL	PA
	(Hz)	(dBuV/m)	(dBuV/m)	(dB)	(dB)	(m)		(°)	(m)		(dBuV)	(dB)	(dB)	(dB)
AV	11.56936G	40.95	54.00	-13.05	17.80	3	Horizontal	93	2.24	-	23.15	38.76	13.14	34.10
PK	11.56712G	53.73	74.00	-20.27	17.81	3	Horizontal	93	2.24	-	35.92	38.77	13.14	34.10

802.11ac VHT20_Nss1,(MCS0)_1TX

5825MHz_TX

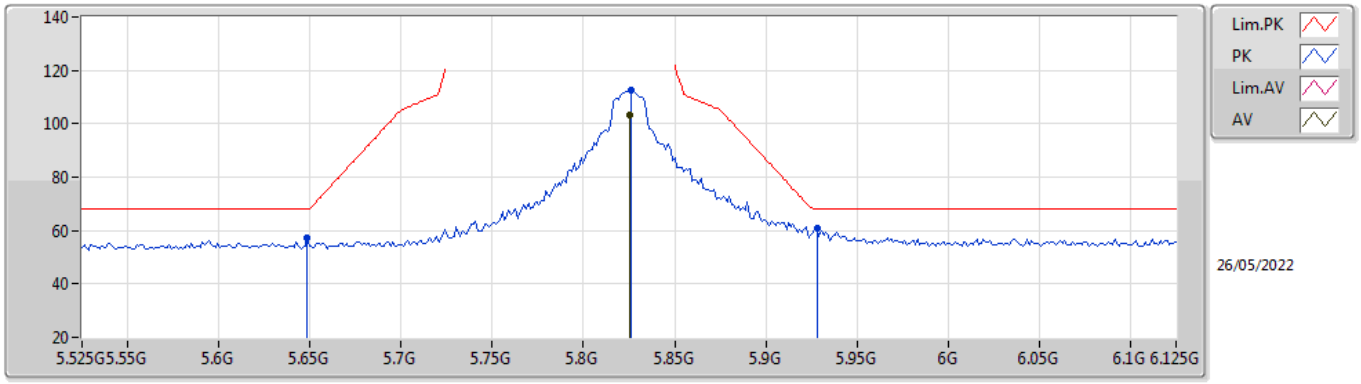

Type	Freq	Level	Limit	Margin	Factor	Dist	Condition	Azimuth	Height	Comment	Raw	AF	CL	PA
	(Hz)	(dBuV/m)	(dBuV/m)	(dB)	(dB)	(m)		(°)	(m)		(dBuV)	(dB)	(dB)	(dB)
AV	5.825G	103.38	Inf	-Inf	9.94	3	Vertical	107	1.28	-	93.44	33.95	10.20	34.21
PK	5.6486G	57.04	68.20	-11.16	9.19	3	Vertical	107	1.28	-	47.85	33.29	10.10	34.20
PK	5.8262G	112.49	Inf	-Inf	9.95	3	Vertical	107	1.28	-	102.54	33.96	10.20	34.21
PK	5.9282G	60.82	68.20	-7.38	10.27	3	Vertical	107	1.28	-	50.55	34.21	10.28	34.22

802.11ac VHT20_Nss1,(MCS0)_1TX

5825MHz_TX

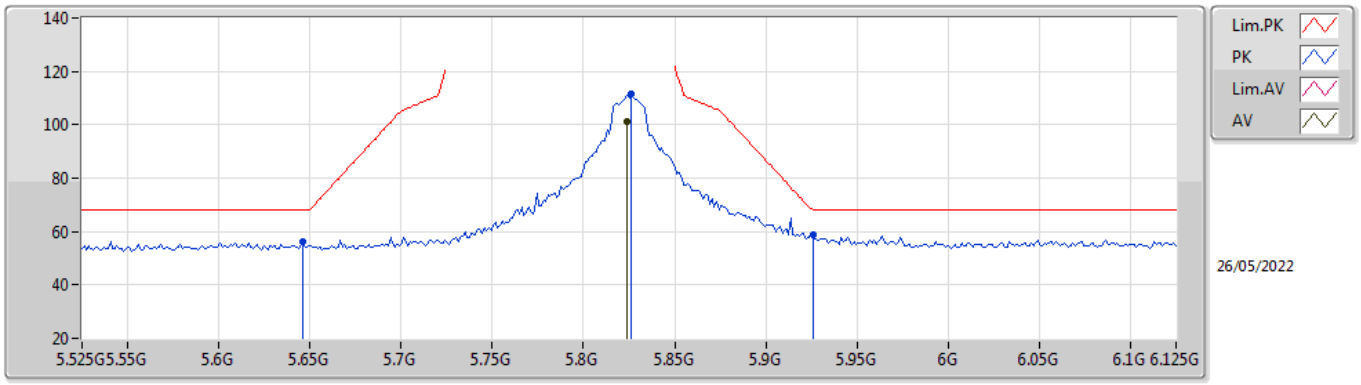

Type	Freq	Level	Limit	Margin	Factor	Dist	Condition	Azimuth	Height	Comment	Raw	AF	CL	PA
	(Hz)	(dBuV/m)	(dBuV/m)	(dB)	(dB)	(m)		(°)	(m)		(dBuV)	(dB)	(dB)	(dB)
AV	5.8238G	101.25	Inf	-Inf	9.93	3	Horizontal	318	1.04	-	91.32	33.94	10.20	34.21
PK	5.6462G	56.39	68.20	-11.81	9.18	3	Horizontal	318	1.04	-	47.21	33.28	10.10	34.20
PK	5.8262G	111.47	Inf	-Inf	9.95	3	Horizontal	318	1.04	-	101.52	33.96	10.20	34.21
PK	5.9258G	58.77	68.20	-9.43	10.25	3	Horizontal	318	1.04	-	48.52	34.20	10.27	34.22

802.11ac VHT20_Nss1,(MCS0)_1TX

5825MHz_TX

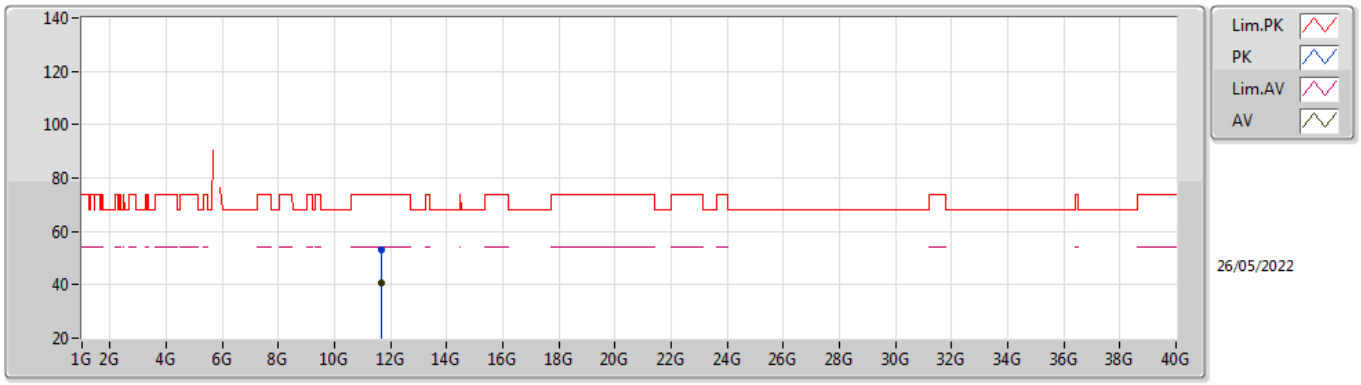

Type	Freq	Level	Limit	Margin	Factor	Dist	Condition	Azimuth	Height	Comment	Raw	AF	CL	PA
	(Hz)	(dBuV/m)	(dBuV/m)	(dB)	(dB)	(m)		(°)	(m)		(dBuV)	(dB)	(dB)	(dB)
AV	11.65536G	40.76	54.00	-13.24	17.68	3	Vertical	135	2.07	-	23.08	38.64	13.18	34.14
PK	11.65252G	52.98	74.00	-21.02	17.68	3	Vertical	135	2.07	-	35.30	38.65	13.17	34.14

802.11ac VHT20_Nss1,(MCS0)_1TX

5825MHz_TX

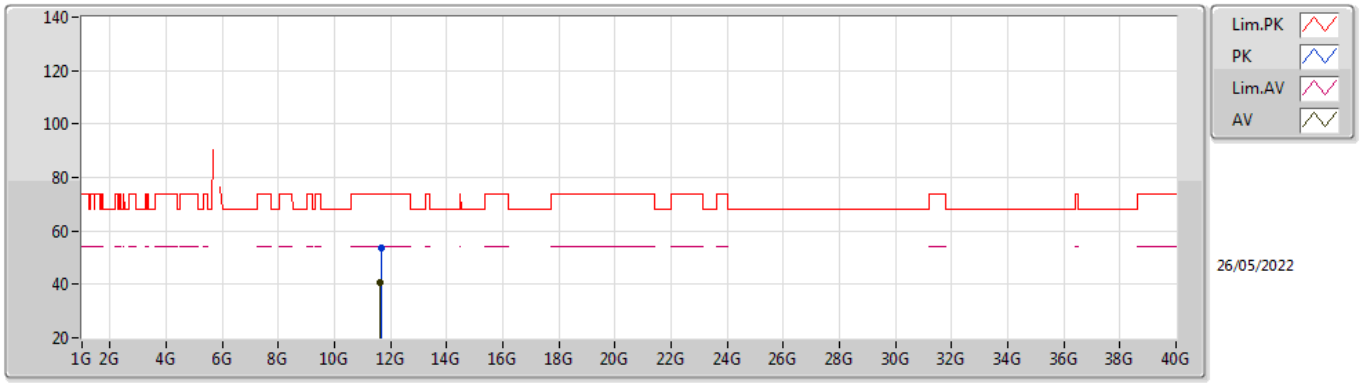

Type	Freq	Level	Limit	Margin	Factor	Dist	Condition	Azimuth	Height	Comment	Raw	AF	CL	PA
	(Hz)	(dBuV/m)	(dBuV/m)	(dB)	(dB)	(m)		(°)	(m)		(dBuV)	(dB)	(dB)	(dB)
AV	11.64744G	40.77	54.00	-13.23	17.68	3	Horizontal	299	2.52	-	23.09	38.65	13.17	34.14
PK	11.64844G	53.58	74.00	-20.42	17.68	3	Horizontal	299	2.52	-	35.90	38.65	13.17	34.14

802.11ac VHT40_Nss1,(MCS0)_1TX

5190MHz_TX

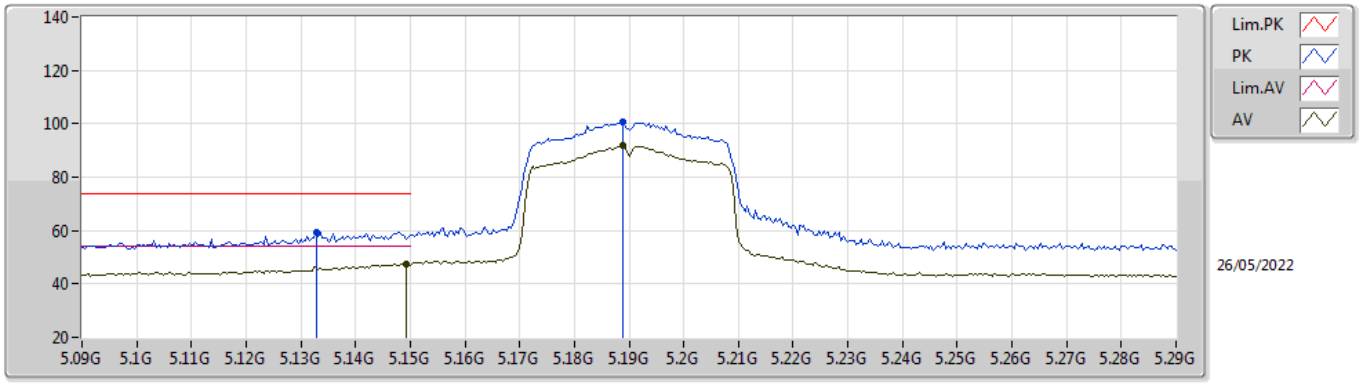

Type	Freq	Level	Limit	Margin	Factor	Dist	Condition	Azimuth	Height	Comment	Raw	AF	CL	PA
	(Hz)	(dBuV/m)	(dBuV/m)	(dB)	(dB)	(m)		(°)	(m)		(dBuV)	(dB)	(dB)	(dB)
AV	5.1492G	47.35	54.00	-6.65	8.90	3	Vertical	252	1.23	-	38.45	33.20	9.83	34.13
AV	5.1888G	91.64	Inf	-Inf	8.84	3	Vertical	252	1.23	-	82.80	33.12	9.85	34.13
PK	5.1328G	59.17	74.00	-14.83	8.90	3	Vertical	252	1.23	-	50.27	33.20	9.82	34.12
PK	5.1888G	100.49	Inf	-Inf	8.84	3	Vertical	252	1.23	-	91.65	33.12	9.85	34.13

802.11ac VHT40_Nss1,(MCS0)_1TX

5190MHz_TX

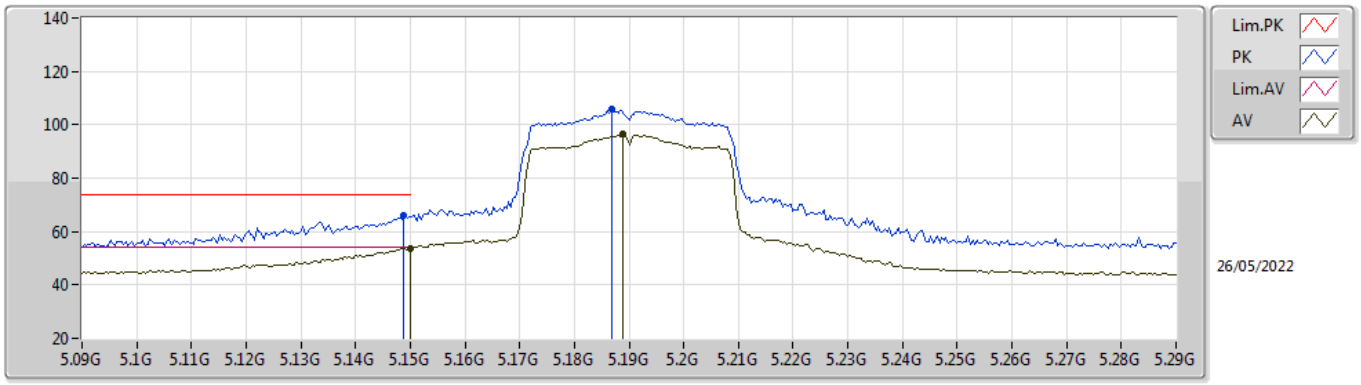

Type	Freq	Level	Limit	Margin	Factor	Dist	Condition	Azimuth	Height	Comment	Raw	AF	CL	PA
	(Hz)	(dBuV/m)	(dBuV/m)	(dB)	(dB)	(m)		(°)	(m)		(dBuV)	(dB)	(dB)	(dB)
AV	5.15G	53.69	54.00	-0.31	8.90	3	Horizontal	308	1.04	-	44.79	33.20	9.83	34.13
AV	5.1888G	96.50	Inf	-Inf	8.84	3	Horizontal	308	1.04	-	87.66	33.12	9.85	34.13
PK	5.1488G	66.10	74.00	-7.90	8.90	3	Horizontal	308	1.04	-	57.20	33.20	9.83	34.13
PK	5.1868G	105.92	Inf	-Inf	8.85	3	Horizontal	308	1.04	-	97.07	33.13	9.85	34.13

802.11ac VHT40_Nss1,(MCS0)_1TX

5190MHz_TX

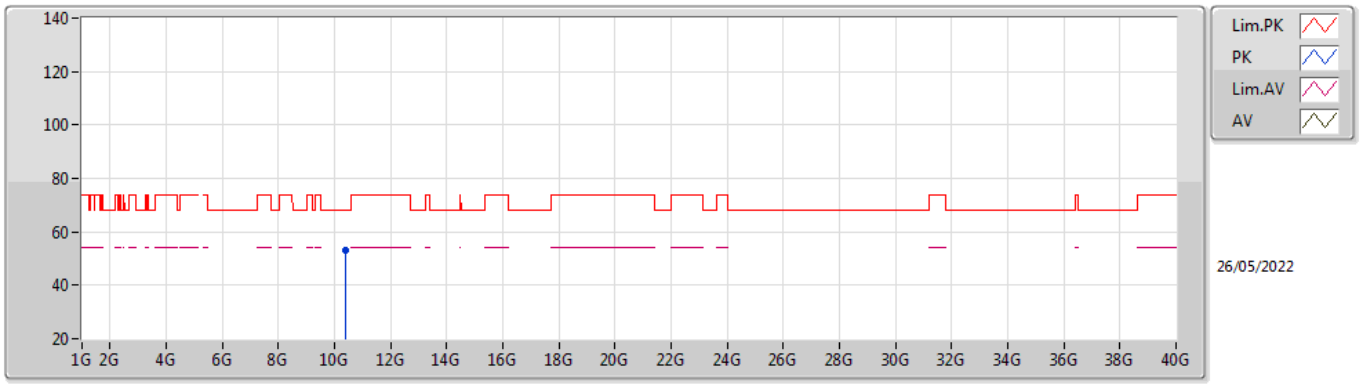

Type	Freq	Level	Limit	Margin	Factor	Dist	Condition	Azimuth	Height	Comment	Raw	AF	CL	PA
	(Hz)	(dBuV/m)	(dBuV/m)	(dB)	(dB)	(m)		(°)	(m)		(dBuV)	(dB)	(dB)	(dB)
PK	10.37184G	53.35	68.20	-14.85	16.77	3	Vertical	2	2.90	-	36.58	38.67	12.68	34.58

802.11ac VHT40_Nss1,(MCS0)_1TX

5190MHz_TX

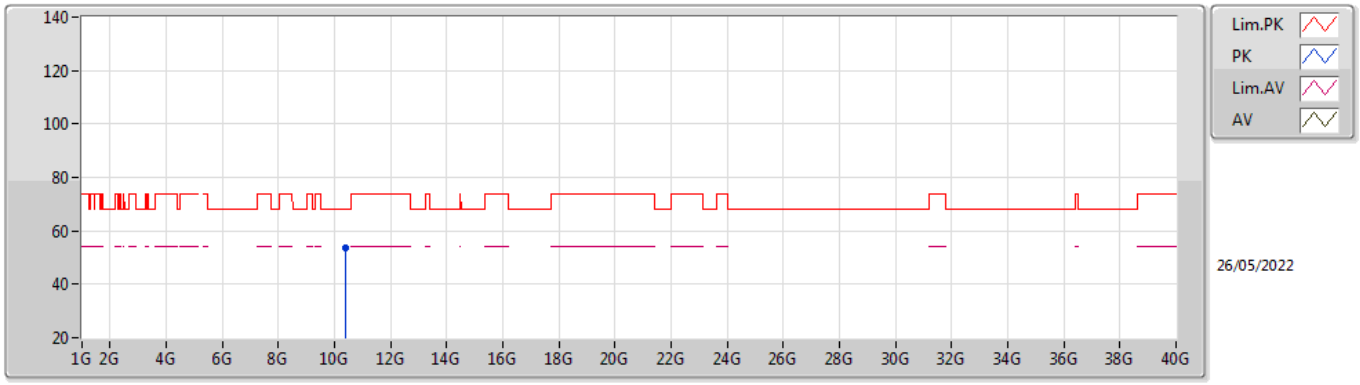

Type	Freq	Level	Limit	Margin	Factor	Dist	Condition	Azimuth	Height	Comment	Raw	AF	CL	PA
	(Hz)	(dBuV/m)	(dBuV/m)	(dB)	(dB)	(m)		(°)	(m)		(dBuV)	(dB)	(dB)	(dB)
PK	10.37948G	53.76	68.20	-14.44	16.78	3	Horizontal	5	2.54	-	36.98	38.68	12.68	34.58

802.11ac VHT40_Nss1,(MCS0)_1TX

5230MHz_TX

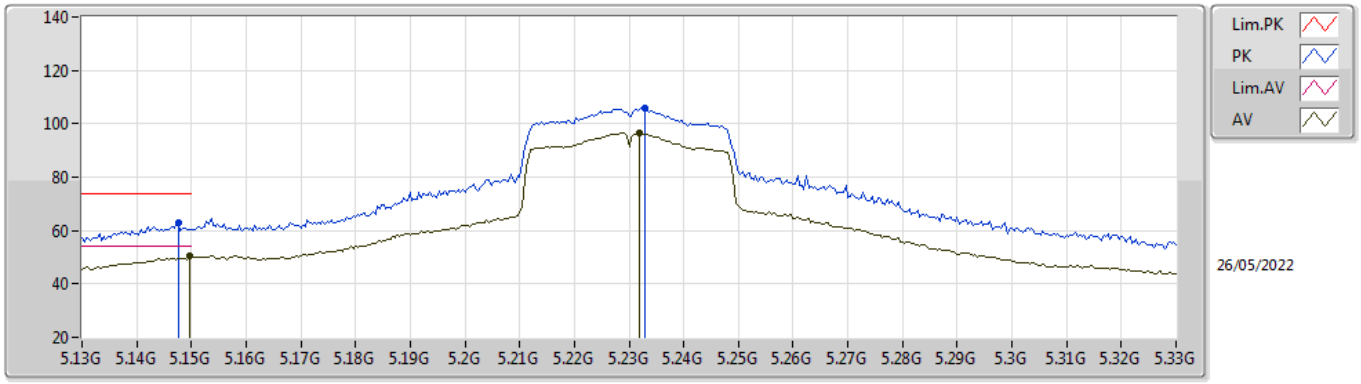

Type	Freq	Level	Limit	Margin	Factor	Dist	Condition	Azimuth	Height	Comment	Raw	AF	CL	PA
	(Hz)	(dBuV/m)	(dBuV/m)	(dB)	(dB)	(m)		(°)	(m)		(dBuV)	(dB)	(dB)	(dB)
AV	5.1496G	50.29	54.00	-3.71	8.90	3	Vertical	37	1.14	-	41.39	33.20	9.83	34.13
AV	5.232G	96.78	Inf	-Inf	8.71	3	Vertical	37	1.14	-	88.07	32.97	9.88	34.14
PK	5.1476G	63.10	74.00	-10.90	8.90	3	Vertical	37	1.14	-	54.20	33.20	9.83	34.13
PK	5.2328G	105.89	Inf	-Inf	8.71	3	Vertical	37	1.14	-	97.18	32.97	9.88	34.14

802.11ac VHT40_Nss1,(MCS0)_1TX

5230MHz_TX

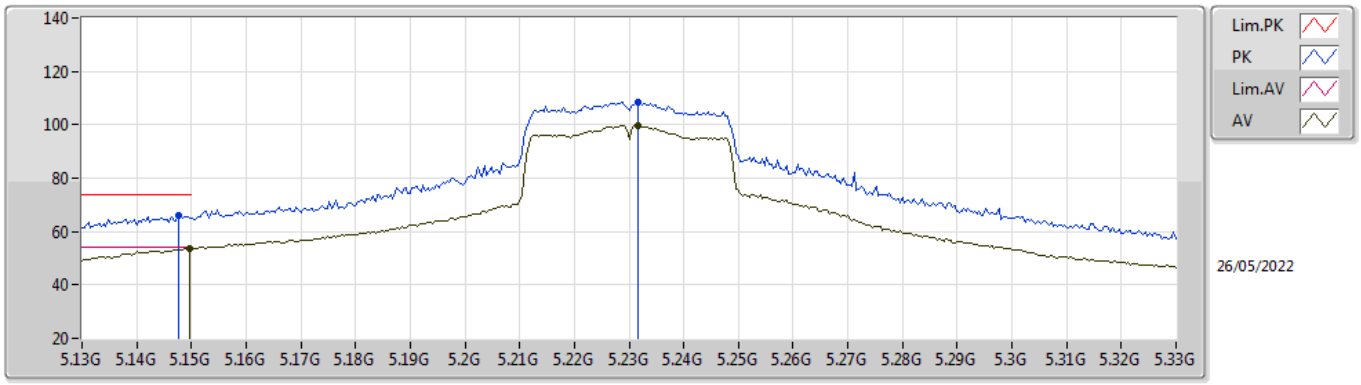

Type	Freq	Level	Limit	Margin	Factor	Dist	Condition	Azimuth	Height	Comment	Raw	AF	CL	PA
	(Hz)	(dBuV/m)	(dBuV/m)	(dB)	(dB)	(m)		(°)	(m)		(dBuV)	(dB)	(dB)	(dB)
AV	5.1496G	53.57	54.00	-0.43	8.90	3	Horizontal	310	1.00	-	44.67	33.20	9.83	34.13
AV	5.2316G	99.89	Inf	-Inf	8.71	3	Horizontal	310	1.00	-	91.18	32.97	9.88	34.14
PK	5.1476G	66.22	74.00	-7.78	8.90	3	Horizontal	310	1.00	-	57.32	33.20	9.83	34.13
PK	5.2316G	108.32	Inf	-Inf	8.71	3	Horizontal	310	1.00	-	99.61	32.97	9.88	34.14

802.11ac VHT40_Nss1,(MCS0)_1TX

5230MHz_TX

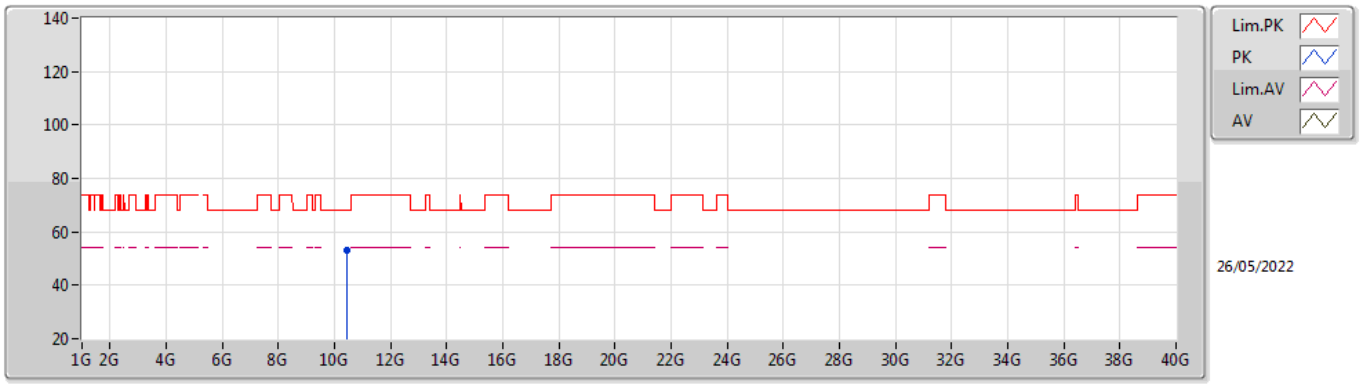

Type	Freq	Level	Limit	Margin	Factor	Dist	Condition	Azimuth	Height	Comment	Raw	AF	CL	PA
	(Hz)	(dBuV/m)	(dBuV/m)	(dB)	(dB)	(m)		(°)	(m)		(dBuV)	(dB)	(dB)	(dB)
PK	10.4506G	52.96	68.20	-15.24	16.83	3	Vertical	318	2.14	-	36.13	38.65	12.71	34.53

802.11ac VHT40_Nss1,(MCS0)_1TX

5230MHz_TX

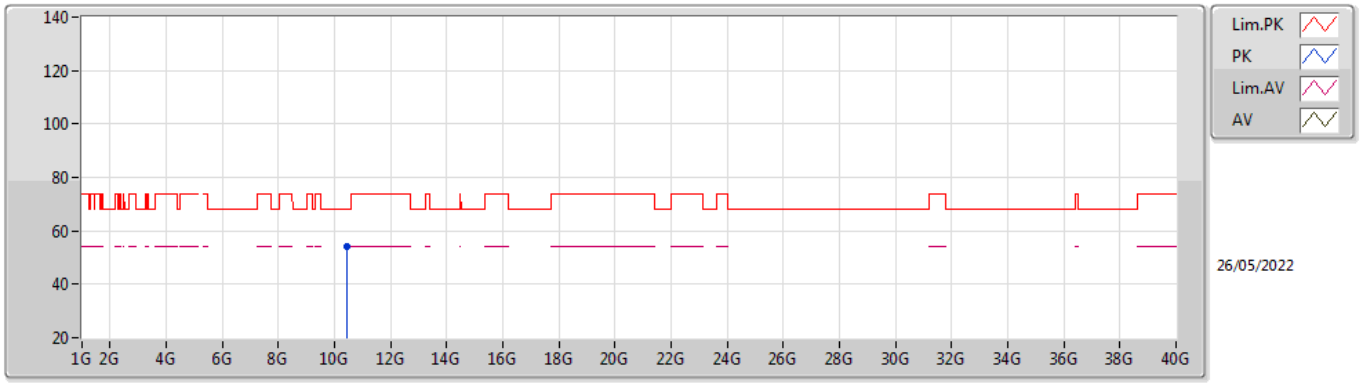

Type	Freq	Level	Limit	Margin	Factor	Dist	Condition	Azimuth	Height	Comment	Raw	AF	CL	PA
	(Hz)	(dBuV/m)	(dBuV/m)	(dB)	(dB)	(m)		(°)	(m)		(dBuV)	(dB)	(dB)	(dB)
PK	10.45084G	54.29	68.20	-13.91	16.83	3	Horizontal	273	2.75	-	37.46	38.65	12.71	34.53

802.11ac VHT40_Nss1,(MCS0)_1TX

5755MHz_TX

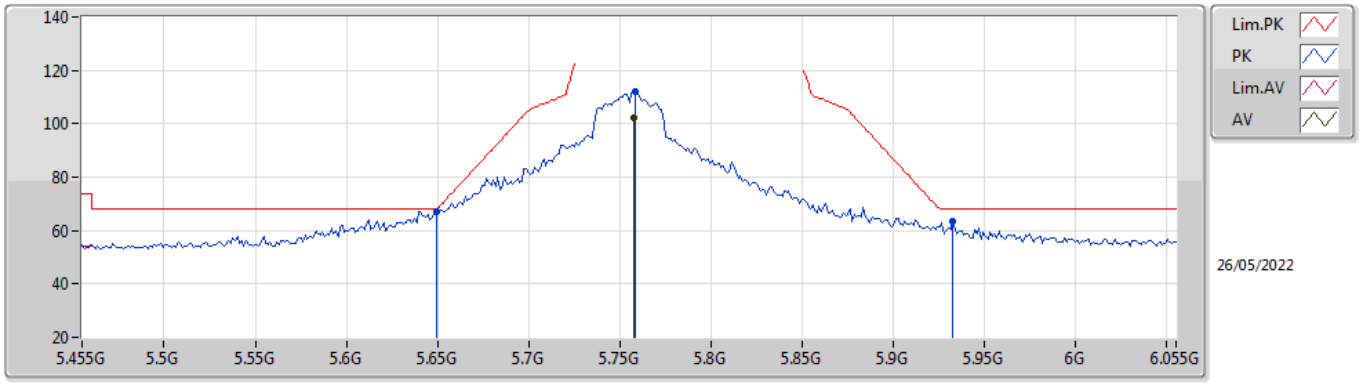

Type	Freq	Level	Limit	Margin	Factor	Dist	Condition	Azimuth	Height	Comment	Raw	AF	CL	PA
	(Hz)	(dBuV/m)	(dBuV/m)	(dB)	(dB)	(m)		(°)	(m)		(dBuV)	(dB)	(dB)	(dB)
AV	5.7574G	102.28	Inf	-Inf	9.66	3	Vertical	121	1.06	-	92.62	33.71	10.16	34.21
PK	5.6494G	67.04	68.20	-1.16	9.20	3	Vertical	121	1.06	-	57.84	33.30	10.10	34.20
PK	5.7586G	112.30	Inf	-Inf	9.67	3	Vertical	121	1.06	-	102.63	33.72	10.16	34.21
PK	5.9326G	63.43	68.20	-4.77	10.29	3	Vertical	121	1.06	-	53.14	34.23	10.28	34.22

802.11ac VHT40_Nss1,(MCS0)_1TX

5755MHz_TX

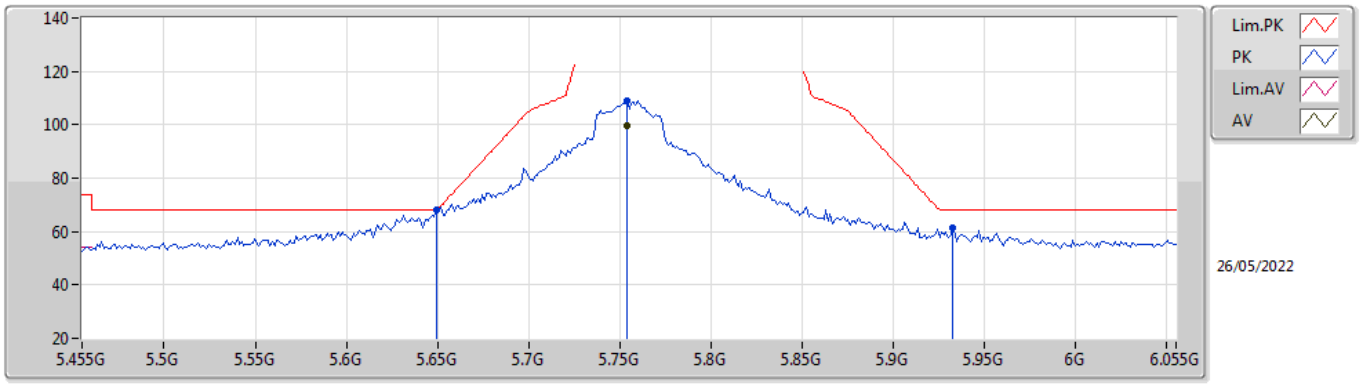

Type	Freq	Level	Limit	Margin	Factor	Dist	Condition	Azimuth	Height	Comment	Raw	AF	CL	PA
	(Hz)	(dBuV/m)	(dBuV/m)	(dB)	(dB)	(m)		(°)	(m)		(dBuV)	(dB)	(dB)	(dB)
AV	5.7538G	99.71	Inf	-Inf	9.65	3	Horizontal	308	1.05	-	90.06	33.71	10.15	34.21
PK	5.6494G	67.99	68.20	-0.21	9.20	3	Horizontal	308	1.05	-	58.79	33.30	10.10	34.20
PK	5.7538G	109.06	Inf	-Inf	9.65	3	Horizontal	308	1.05	-	99.41	33.71	10.15	34.21
PK	5.9326G	61.55	68.20	-6.65	10.29	3	Horizontal	308	1.05	-	51.26	34.23	10.28	34.22

802.11ac VHT40_Nss1,(MCS0)_1TX

5755MHz_TX

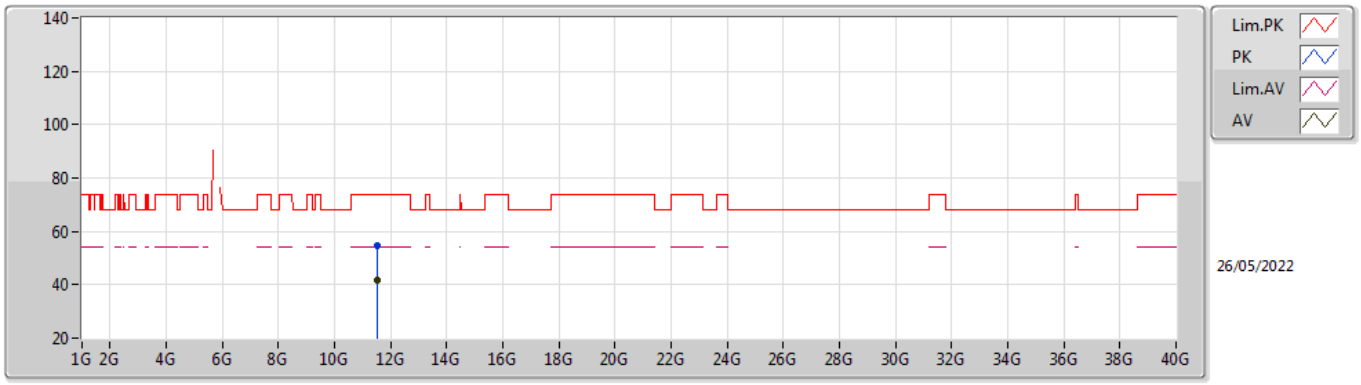

Type	Freq	Level	Limit	Margin	Factor	Dist	Condition	Azimuth	Height	Comment	Raw	AF	CL	PA
	(Hz)	(dBuV/m)	(dBuV/m)	(dB)	(dB)	(m)		(°)	(m)		(dBuV)	(dB)	(dB)	(dB)
AV	11.51408G	41.94	54.00	-12.06	17.92	3	Vertical	38	1.75	-	24.02	38.87	13.12	34.07
PK	11.51232G	54.44	74.00	-19.56	17.93	3	Vertical	38	1.75	-	36.51	38.88	13.12	34.07

802.11ac VHT40_Nss1,(MCS0)_1TX

5755MHz_TX

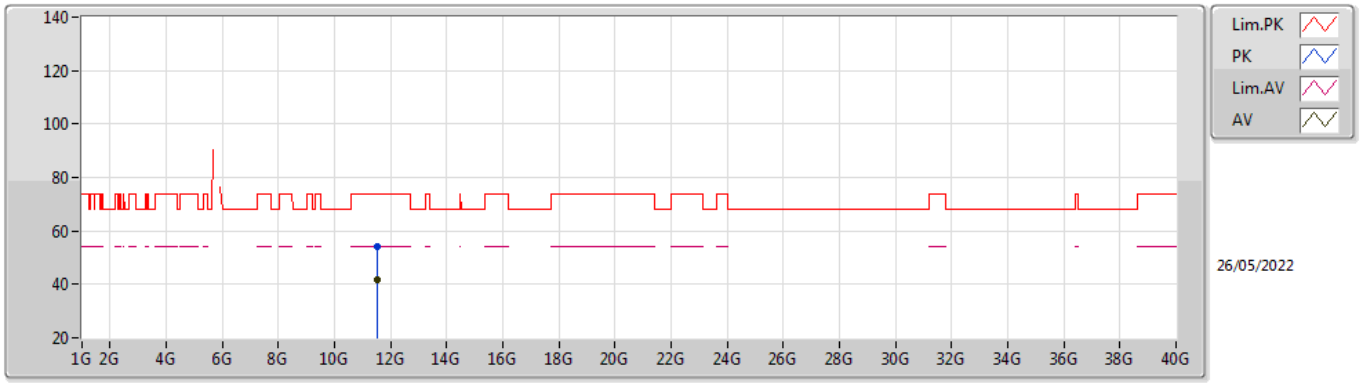

Type	Freq	Level	Limit	Margin	Factor	Dist	Condition	Azimuth	Height	Comment	Raw	AF	CL	PA
	(Hz)	(dBuV/m)	(dBuV/m)	(dB)	(dB)	(m)		(°)	(m)		(dBuV)	(dB)	(dB)	(dB)
AV	11.51864G	41.91	54.00	-12.09	17.91	3	Horizontal	106	1.54	-	24.00	38.86	13.12	34.07
PK	11.5004G	54.34	74.00	-19.66	17.96	3	Horizontal	106	1.54	-	36.38	38.90	13.12	34.06

802.11ac VHT40_Nss1,(MCS0)_1TX

5795MHz_TX

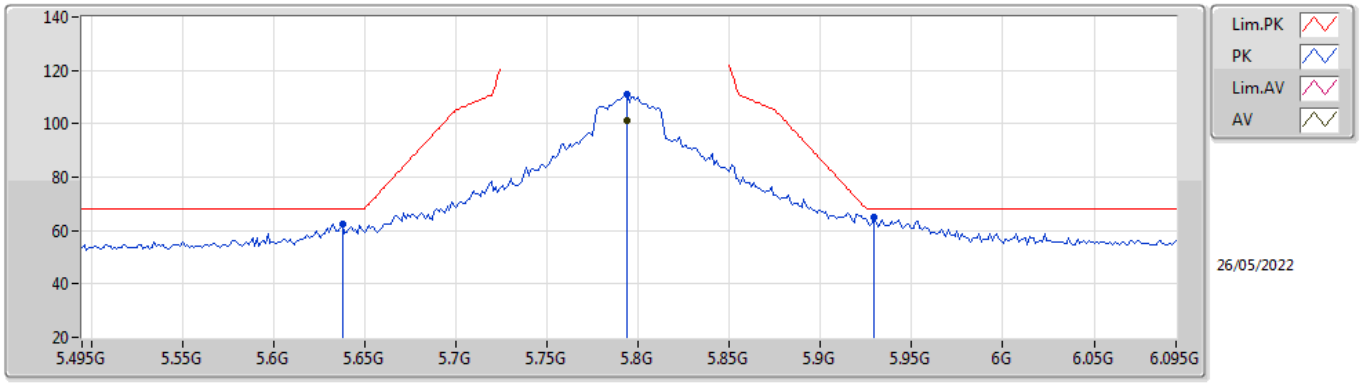

Type	Freq	Level	Limit	Margin	Factor	Dist	Condition	Azimuth	Height	Comment	Raw	AF	CL	PA
	(Hz)	(dBuV/m)	(dBuV/m)	(dB)	(dB)	(m)		(°)	(m)		(dBuV)	(dB)	(dB)	(dB)
AV	5.7938G	101.04	Inf	-Inf	9.76	3	Vertical	88	1.12	-	91.28	33.79	10.18	34.21
PK	5.6378G	62.31	68.20	-5.89	9.14	3	Vertical	88	1.12	-	53.17	33.25	10.09	34.20
PK	5.7938G	111.03	Inf	-Inf	9.76	3	Vertical	88	1.12	-	101.27	33.79	10.18	34.21
PK	5.9294G	65.23	68.20	-2.97	10.28	3	Vertical	88	1.12	-	54.95	34.22	10.28	34.22

802.11ac VHT40_Nss1,(MCS0)_1TX

5795MHz_TX

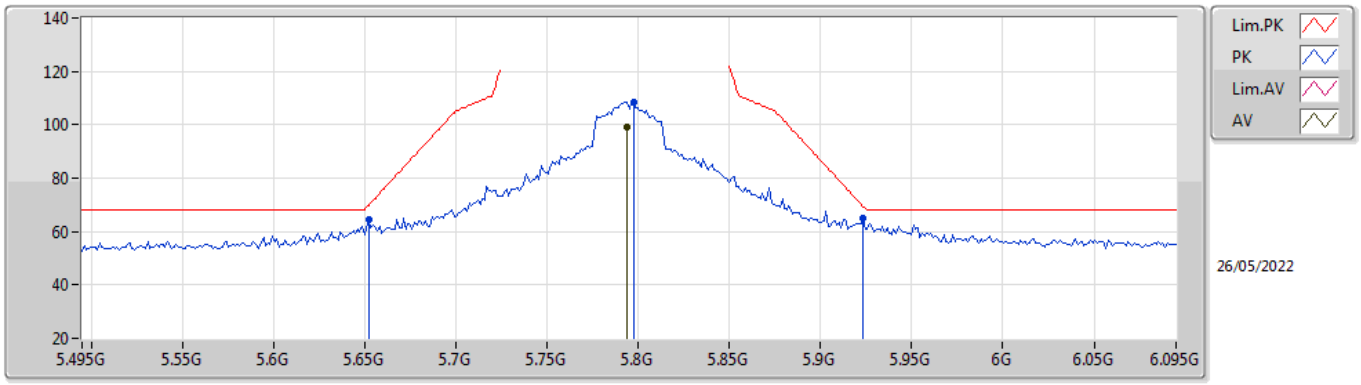

Type	Freq	Level	Limit	Margin	Factor	Dist	Condition	Azimuth	Height	Comment	Raw	AF	CL	PA
	(Hz)	(dBuV/m)	(dBuV/m)	(dB)	(dB)	(m)		(°)	(m)		(dBuV)	(dB)	(dB)	(dB)
AV	5.7938G	99.23	Inf	-Inf	9.76	3	Horizontal	318	1.31	-	89.47	33.79	10.18	34.21
PK	5.6522G	64.26	69.83	-5.57	9.20	3	Horizontal	318	1.31	-	55.06	33.30	10.10	34.20
PK	5.7974G	108.47	Inf	-Inf	9.76	3	Horizontal	318	1.31	-	98.71	33.79	10.18	34.21
PK	5.9234G	65.14	69.38	-4.24	10.24	3	Horizontal	318	1.31	-	54.90	34.19	10.27	34.22

802.11ac VHT40_Nss1,(MCS0)_1TX

5795MHz_TX

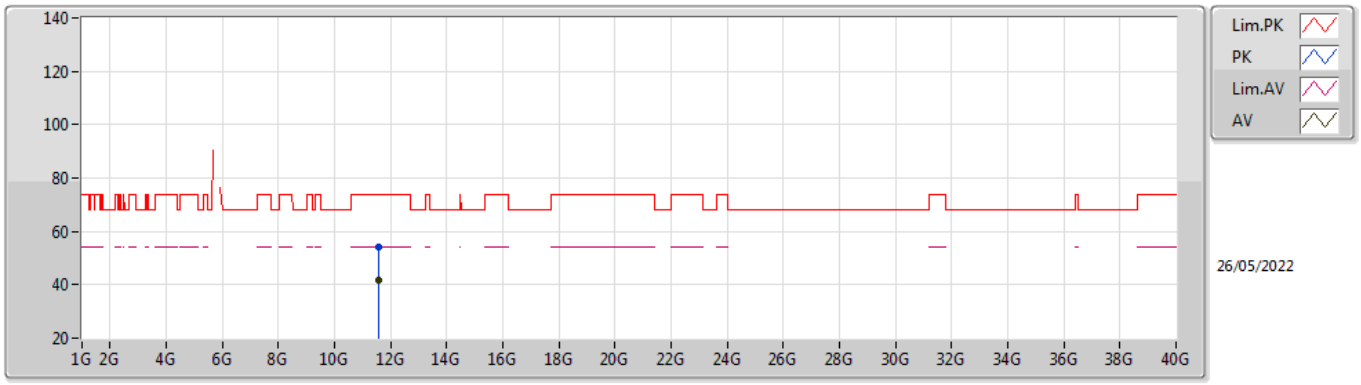

Type	Freq	Level	Limit	Margin	Factor	Dist	Condition	Azimuth	Height	Comment	Raw	AF	CL	PA
	(Hz)	(dBuV/m)	(dBuV/m)	(dB)	(dB)	(m)		(°)	(m)		(dBuV)	(dB)	(dB)	(dB)
AV	11.58204G	41.63	54.00	-12.37	17.79	3	Vertical	118	2.79	-	23.84	38.74	13.15	34.10
PK	11.59232G	54.03	74.00	-19.97	17.76	3	Vertical	118	2.79	-	36.27	38.72	13.15	34.11

802.11ac VHT40_Nss1,(MCS0)_1TX

5795MHz_TX

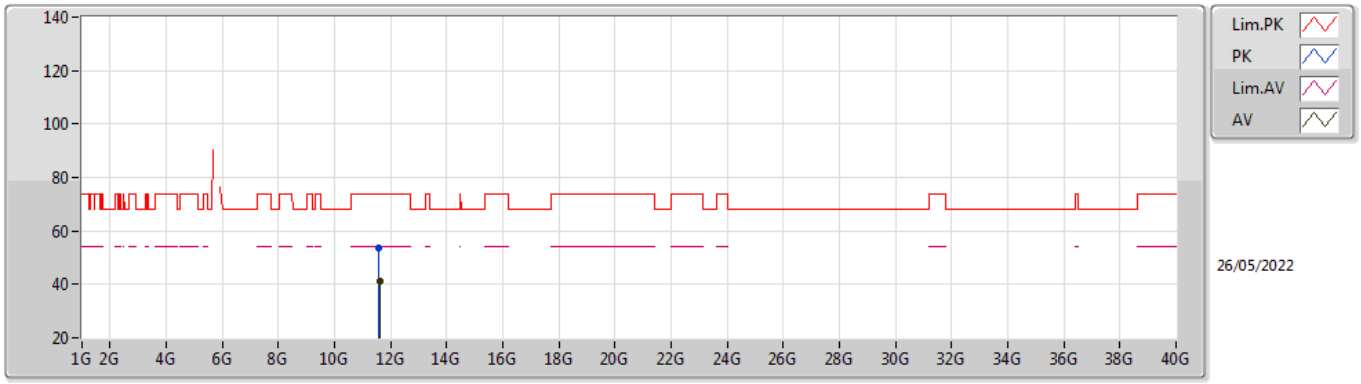

Type	Freq	Level	Limit	Margin	Factor	Dist	Condition	Azimuth	Height	Comment	Raw	AF	CL	PA
	(Hz)	(dBuV/m)	(dBuV/m)	(dB)	(dB)	(m)		(°)	(m)		(dBuV)	(dB)	(dB)	(dB)
AV	11.5986G	41.29	54.00	-12.71	17.74	3	Horizontal	0	2.95	-	23.55	38.70	13.15	34.11
PK	11.59228G	53.53	74.00	-20.47	17.76	3	Horizontal	0	2.95	-	35.77	38.72	13.15	34.11

802.11ac VHT80_Nss1,(MCS0)_1TX

5210MHz_TX

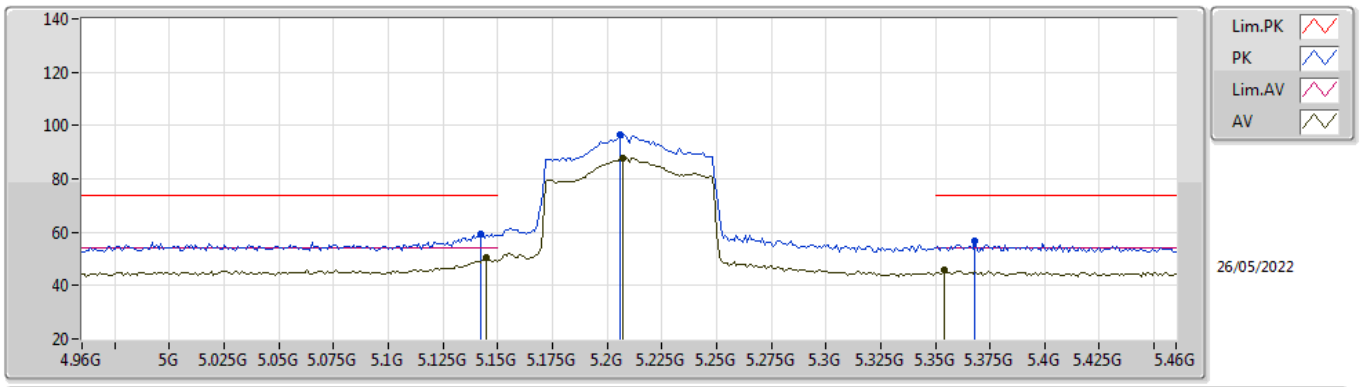

Type	Freq	Level	Limit	Margin	Factor	Dist	Condition	Azimuth	Height	Comment	Raw	AF	CL	PA
	(Hz)	(dBuV/m)	(dBuV/m)	(dB)	(dB)	(m)		(°)	(m)		(dBuV)	(dB)	(dB)	(dB)
AV	5.145G	50.44	54.00	-3.56	8.90	3	Vertical	110	1.09	-	41.54	33.20	9.83	34.13
AV	5.207G	87.95	Inf	-Inf	8.79	3	Vertical	110	1.09	-	79.16	33.07	9.86	34.14
AV	5.354G	45.68	54.00	-8.32	8.52	3	Vertical	110	1.09	-	37.16	32.71	9.97	34.16
PK	5.142G	59.30	74.00	-14.70	8.90	3	Vertical	110	1.09	-	50.40	33.20	9.83	34.13
PK	5.206G	96.60	Inf	-Inf	8.80	3	Vertical	110	1.09	-	87.80	33.08	9.86	34.14
PK	5.368G	56.78	74.00	-17.22	8.55	3	Vertical	110	1.09	-	48.23	32.74	9.98	34.17

802.11ac VHT80_Nss1,(MCS0)_1TX

5210MHz_TX

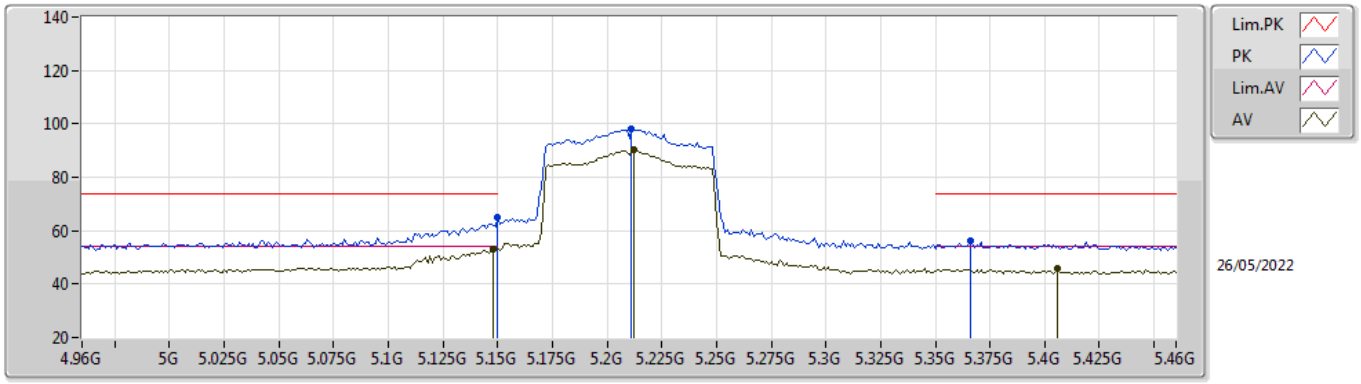

Type	Freq	Level	Limit	Margin	Factor	Dist	Condition	Azimuth	Height	Comment	Raw	AF	CL	PA
	(Hz)	(dBuV/m)	(dBuV/m)	(dB)	(dB)	(m)		(°)	(m)		(dBuV)	(dB)	(dB)	(dB)
AV	5.148G	53.19	54.00	-0.81	8.90	3	Horizontal	307	1.01	-	44.29	33.20	9.83	34.13
AV	5.212G	90.10	Inf	-Inf	8.78	3	Horizontal	307	1.01	-	81.32	33.05	9.87	34.14
AV	5.406G	45.73	54.00	-8.27	8.64	3	Horizontal	307	1.01	-	37.09	32.81	10.00	34.17
PK	5.15G	65.14	74.00	-8.86	8.90	3	Horizontal	307	1.01	-	56.24	33.20	9.83	34.13
PK	5.211G	98.21	Inf	-Inf	8.79	3	Horizontal	307	1.01	-	89.42	33.06	9.87	34.14
PK	5.366G	56.41	74.00	-17.59	8.54	3	Horizontal	307	1.01	-	47.87	32.73	9.98	34.17

802.11ac VHT80_Nss1,(MCS0)_1TX

5210MHz_TX

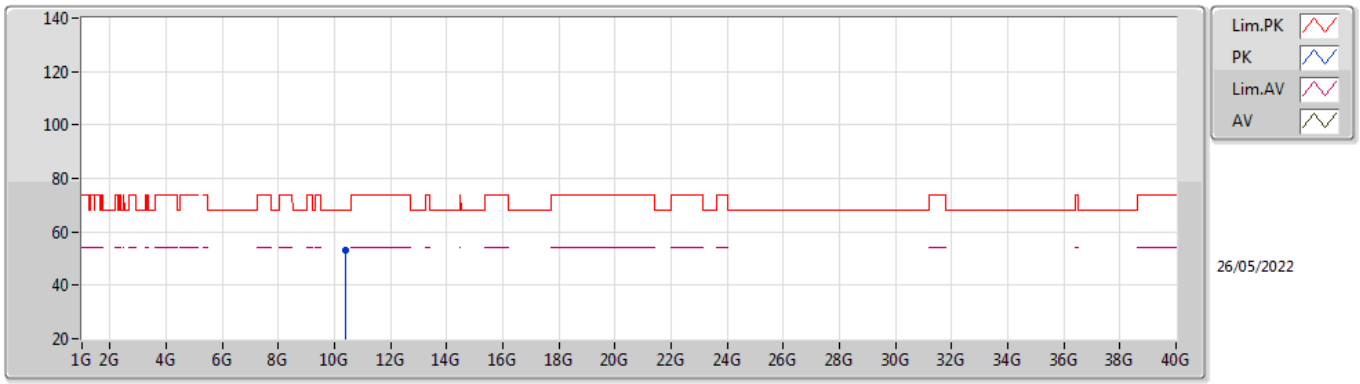

Type	Freq	Level	Limit	Margin	Factor	Dist	Condition	Azimuth	Height	Comment	Raw	AF	CL	PA
	(Hz)	(dBuV/m)	(dBuV/m)	(dB)	(dB)	(m)		(°)	(m)		(dBuV)	(dB)	(dB)	(dB)
PK	10.4108G	53.27	68.20	-14.93	16.83	3	Vertical	264	2.04	-	36.44	38.69	12.69	34.55

802.11ac VHT80_Nss1,(MCS0)_1TX

5210MHz_TX

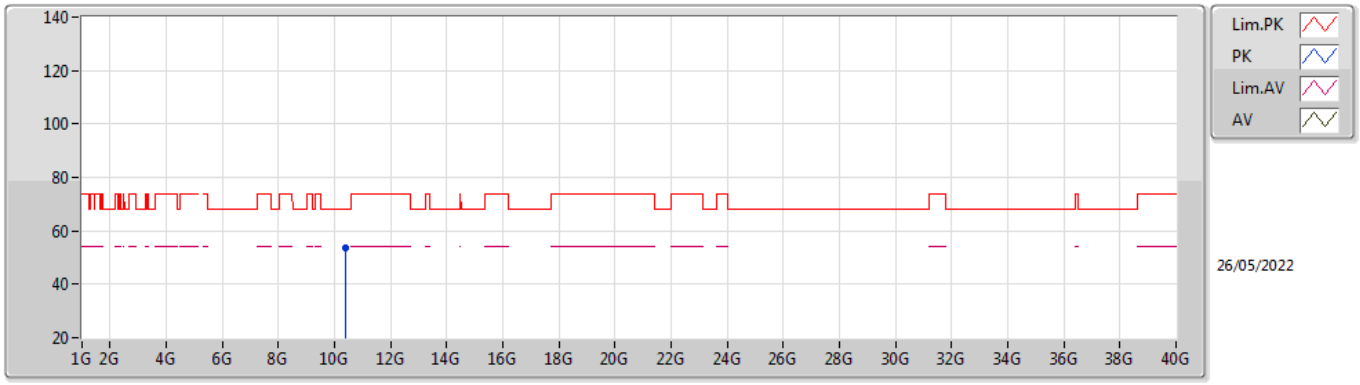

Type	Freq	Level	Limit	Margin	Factor	Dist	Condition	Azimuth	Height	Comment	Raw	AF	CL	PA
	(Hz)	(dBuV/m)	(dBuV/m)	(dB)	(dB)	(m)		(°)	(m)		(dBuV)	(dB)	(dB)	(dB)
PK	10.41468G	53.66	68.20	-14.54	16.83	3	Horizontal	295	2.98	-	36.83	38.69	12.69	34.55

802.11ac VHT80_Nss1,(MCS0)_1TX

5775MHz_TX

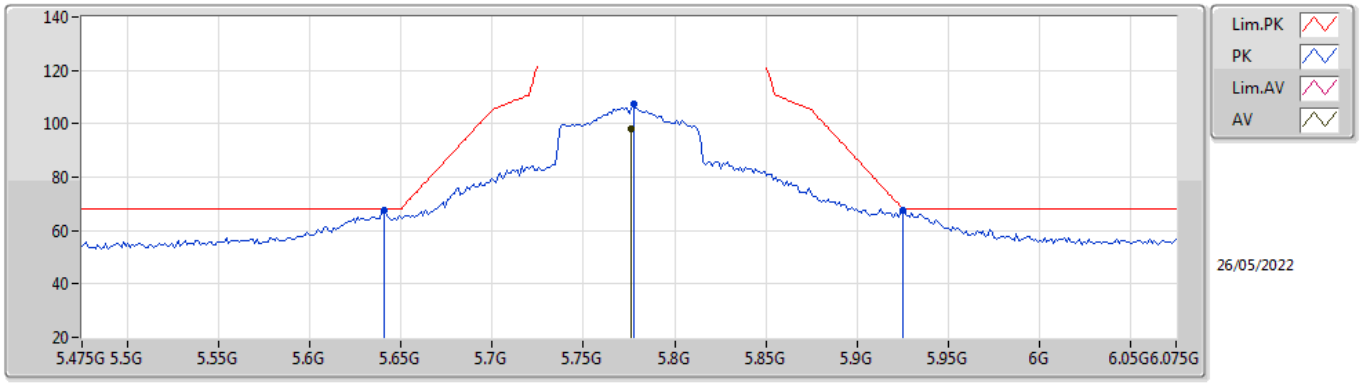

Type	Freq	Level	Limit	Margin	Factor	Dist	Condition	Azimuth	Height	Comment	Raw	AF	CL	PA
	(Hz)	(dBuV/m)	(dBuV/m)	(dB)	(dB)	(m)		(°)	(m)		(dBuV)	(dB)	(dB)	(dB)
AV	5.7762G	98.20	Inf	-Inf	9.71	3	Vertical	122	1.01	-	88.49	33.75	10.17	34.21
PK	5.6406G	67.43	68.20	-0.77	9.15	3	Vertical	122	1.01	-	58.28	33.26	10.09	34.20
PK	5.7774G	107.17	Inf	-Inf	9.71	3	Vertical	122	1.01	-	97.46	33.75	10.17	34.21
PK	5.925G	67.71	68.20	-0.49	10.25	3	Vertical	122	1.01	-	57.46	34.20	10.27	34.22

802.11ac VHT80_Nss1,(MCS0)_1TX

5775MHz_TX

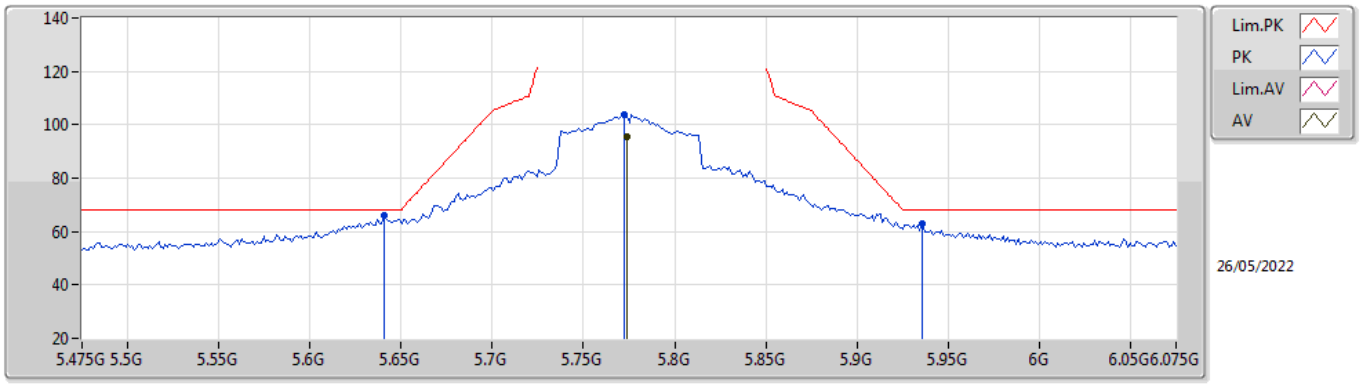

Type	Freq	Level	Limit	Margin	Factor	Dist	Condition	Azimuth	Height	Comment	Raw	AF	CL	PA
	(Hz)	(dBuV/m)	(dBuV/m)	(dB)	(dB)	(m)		(°)	(m)		(dBuV)	(dB)	(dB)	(dB)
AV	5.7738G	95.37	Inf	-Inf	9.71	3	Horizontal	318	1.01	-	85.66	33.75	10.17	34.21
PK	5.6406G	65.89	68.20	-2.31	9.15	3	Horizontal	318	1.01	-	56.74	33.26	10.09	34.20
PK	5.7726G	103.83	Inf	-Inf	9.70	3	Horizontal	318	1.01	-	94.13	33.75	10.16	34.21
PK	5.9358G	62.72	68.20	-5.48	10.30	3	Horizontal	318	1.01	-	52.42	34.24	10.28	34.22

802.11ac VHT80_Nss1,(MCS0)_1TX

5775MHz_TX

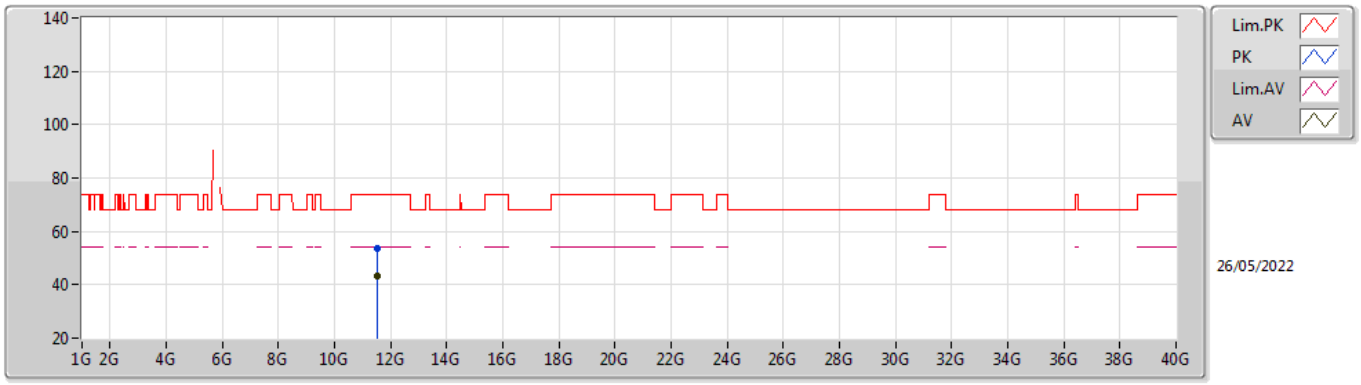

Type	Freq	Level	Limit	Margin	Factor	Dist	Condition	Azimuth	Height	Comment	Raw	AF	CL	PA
	(Hz)	(dBuV/m)	(dBuV/m)	(dB)	(dB)	(m)		(°)	(m)		(dBuV)	(dB)	(dB)	(dB)
AV	11.54404G	43.32	54.00	-10.68	17.86	3	Vertical	53	2.75	-	25.46	38.81	13.13	34.08
PK	11.542G	53.84	74.00	-20.16	17.87	3	Vertical	53	2.75	-	35.97	38.82	13.13	34.08

802.11ac VHT80_Nss1,(MCS0)_1TX

5775MHz_TX

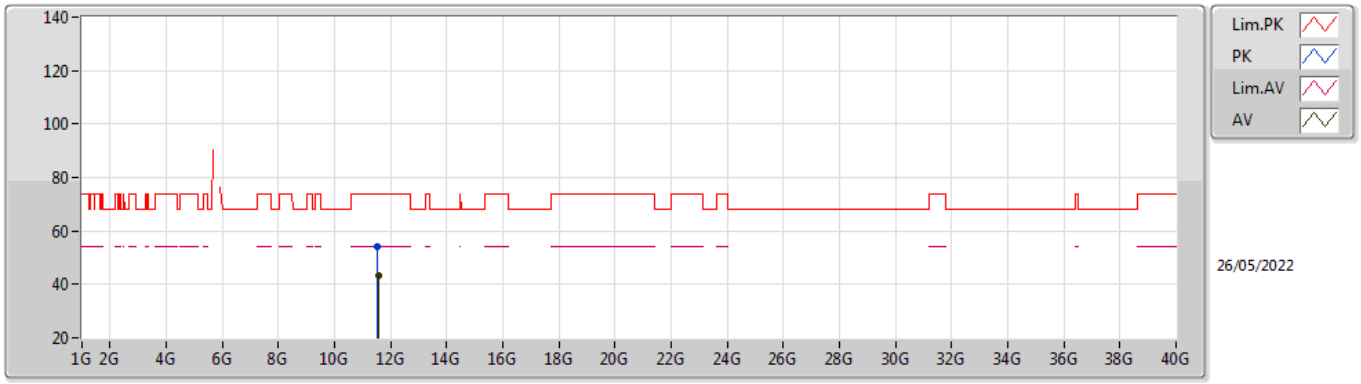

Type	Freq	Level	Limit	Margin	Factor	Dist	Condition	Azimuth	Height	Comment	Raw	AF	CL	PA
	(Hz)	(dBuV/m)	(dBuV/m)	(dB)	(dB)	(m)		(°)	(m)		(dBuV)	(dB)	(dB)	(dB)
AV	11.5564G	43.45	54.00	-10.55	17.84	3	Horizontal	360	1.46	-	25.61	38.79	13.14	34.09
PK	11.54844G	54.36	74.00	-19.64	17.84	3	Horizontal	360	1.46	-	36.52	38.80	13.13	34.09