尺寸：80*100MM ，

User Manual

2.4GHz Wireless Ergonomic
Keyboard & Mouse Combo

Model: UEKM-20

Keyboard Product Overview

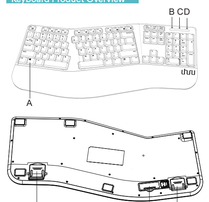

A. Windows key
B. Num lock indicator
C. Caps lock indicator
D. Low battery indicator
E. Keyboard scaffold
F. Battery compartment

Mouse Product Overview

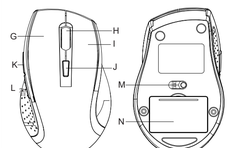

G. Left key
H. Roller
I. Right Key
J. DPI Switch 800/1200/1600
K. Forward
L. Back
M. Switch
N. Battery

Keyboard Specifications

- Model No: UEKM-20
- Transmission mode: 2.4G wireless
- Keys: 104 keys
- Product Size: 501*212*41.5MM
- Product Weight: about 1105g
- Working Voltage: 3V（AA 1.5V*2）
- Working Current: 6-15MA
- Working Distance: up to 8 meters
- Support System: WinXP/ Win7/Win8/ Win10 etc.

Mouse Specifications

- Transmission Mode: 2.4G wireless
- Number of Buttons: 6
- Product Size: 120*74*43MM
- Product Weight: about 80g
- Photoelectric Ic: 3065
- Dpi: 800/1200/1600（Default 1200）
- Rate of Return: 125hz
- Working Voltage: 3v (AA 1.5v*2)
- Working Current: 6-12MA
- Support System: WinXP/ Win7/Win8/ Win10 etc.

Install the Batteries

The RF2.4GHz Optical mouse use 2*AA alkaline batteries
The RF2.4GHz Optical keyboard use 2*AAA alkaline batteries

Install Battery in the Mouse

Step 1.Open the battery compartment
Step 2.Insert the battery as shown inside the battery compartment
Step 3.Replace the cover

Install Battery in the Keyboard

Step1: Remove the battery compartment cover on the bottom of the keyboard by squeezing the cover in from the tab to release it
Step2: Insert the batteries as shown inside the battery compartment
Step3: Replace the cover

Connecting the Receiver

Pls insert the USB receiver into the USB port of your computer or laptop.(* USB nano receiver is inserted on the back of the mouse.)

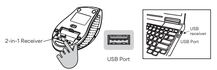

The connection will be done automatically after 1-3 seconds.

Multimedia Hotkeys Functions

FN+ESC	Music	FN+F7	Homepage
FN+F1	Play/Pause	FN+F8	Search
FN+F2	Previous Track	FN+F9	Favorite
FN+F3	Next Track	FN+F10	Mailbox
FN+F4	Volume Down	FN+F11	Calculator
FN+F5	Volume UP	FN+F12	My computer
FN+F6	Mute		

Power-Save function

The keyboard and mouse will automatically power off when not in use.
When the low battery indicator lights up on the keyboard, please replace the batteries.

Restore factory default settings

When you find this set doesn't work,you can make the mouse back to working condition by restoring the mouse back to factory default settings.

1: Check the battery volume is normal; if the battery is used out,please replace new batteries.
2: For mouse,reinsert the USB receiver onto the USB port of PC or notebook,then reinstall battery again to mouse.
3: For the keyboard ,reinsert the USB receiver onto the USB port of PC or notebook,then reinstall battery again to mouse.

Take out the receiver
Store the receiver

Cleaning and Maintenance

Unplug or turn off the product before cleaning it.
Only use a soft, dry cloth for cleaning the product; do not use a damp cloth. Never clean with industrial strength polish, wax, benzene, paint thinner, air freshener, lubricant, detergent or other chemicals. Wipe off any moisture, dirt or dust on the power plug pins with a clean, dry cloth.

Disposal

Always dispose the used appliance at a recycling center. Do not dispose the used appliance together with the household waste.

Note:
Due to 2.4G wave technology adoption, the connection can be subject to interference from obstacles, like walls, metals, or other electronic devices. Please keep the space between the keyboards and the USB receiver free of obstacles. In line with the policy of continuous development, the manufacturer reserves the right to amend the specifications without prior notification.

The illustrations in this user manual are for reference only. Please operate according to the real design.

General Safety Warnings

- Make sure the location for the product is well ventilated, and away from damp and cold, protected from overheating and away from direct sunlight, away from moisture drips or splashes and protected from excessive dust or grease.
- Do not place the product set near heat sources (eg. radiators, stoves, electrical equipment, amplifiers).
- Do not place containers with liquids (eg. vases) or with small metallic objects on top of the product.
- Do not place any naked flame sources (eg. lit candles, cigarettes) on the product.
- Supervise young children to ensure they do not play with the product.When removing or replacing batteries, make sure to keep them out of reach of infants and children.

FCC Statement

This device complies with part 15 of the FCC Rules. Operation is subject to the following two conditions: (1) This device may not cause harmful interference, and (2) this device must accept any interference received, including interference that may cause undesired operation.

This equipment has been tested and found to comply with the limits for a Class B digital device, pursuant to part 15 of the FCC Rules. These limits are designed to provide reasonable protection against harmful interference in a residential installation. This equipment generates, uses and can radiate radio frequency energy and, if not installed and used in accordance with the instructions, may cause harmful interference to radio communications. However, there is no guarantee that interference will not occur in a particular installation. If this equipment does cause harmful interference to radio or television reception, which can be determined by turning the equipment off and on, the user is encouraged to try to correct the interference by one or more of the following measures:

?Reorient or relocate the receiving antenna.

?Increase the separation between the equipment and receiver.

?Connect the equipment into an outlet on a circuit different from that to which the receiver is connected.

?Consult the dealer or an experienced radio/TV technician for help.

Caution: Any changes or modifications to this device not explicitly approved by manufacturer could void your authority to operate this equipment.

RF Exposure Information

The device has been evaluated to meet general RF exposure requirement. The device can be used in portable exposure condition without restriction.

Model:UEKM-20

Thank you for your trust!

Need some help:
support@uhurumobility.com
For more products:
www.uhurumobility.com

CE FC RoHS
Made in China