Test Laboratory: Sporton International Inc. SAR/HAC Testing Lab Date: 2024/12/31

System Check_2450MHz

DUT: D2450V2-SN:924

Communication System: UID 0, CW (0); Frequency: 2450 MHz;Duty Cycle: 1:1
Medium: HSL_2450 Medium parameters used: f = 2450 MHz; σ = 1.824 S/m; ε_r = 40.232; ρ = 1000 kg/m^3
Ambient Temperature：23.5 ℃; Liquid Temperature：22.2 ℃

DASY5 Configuration:
- Probe: EX3DV4 - SN7641; ConvF(7.81, 7.71, 7.62); Calibrated: 2024/6/3
- Sensor-Surface: 1.4mm (Mechanical Surface Detection)
- Electronics: DAE4 Sn715; Calibrated: 2024/1/25
- Phantom: Twin-SAM V8.0 (Right); Type: QD 000 P41 AA; Serial: 2033
- Measurement SW: DASY52, Version 52.10 (4); SEMCAD X Version 14.6.14 (7483)

Pin=250mW/Area Scan (81x81x1): Interpolated grid: dx=1.200 mm, dy=1.200 mm
Maximum value of SAR (interpolated) = 22.3 W/kg

Pin=250mW/Zoom Scan (7x7x7)/Cube 0: Measurement grid: dx=5mm, dy=5mm, dz=5mm
Reference Value = 119.3 V/m; Power Drift = -0.03 dB
Peak SAR (extrapolated) = 26.1 W/kg
SAR(1 g) = 13.5 W/kg; SAR(10 g) = 6.01 W/kg
Smallest distance from peaks to all points 3 dB below = 9 mm
Ratio of SAR at M2 to SAR at M1 = 54.2%
Maximum value of SAR (measured) = 22.1 W/kg

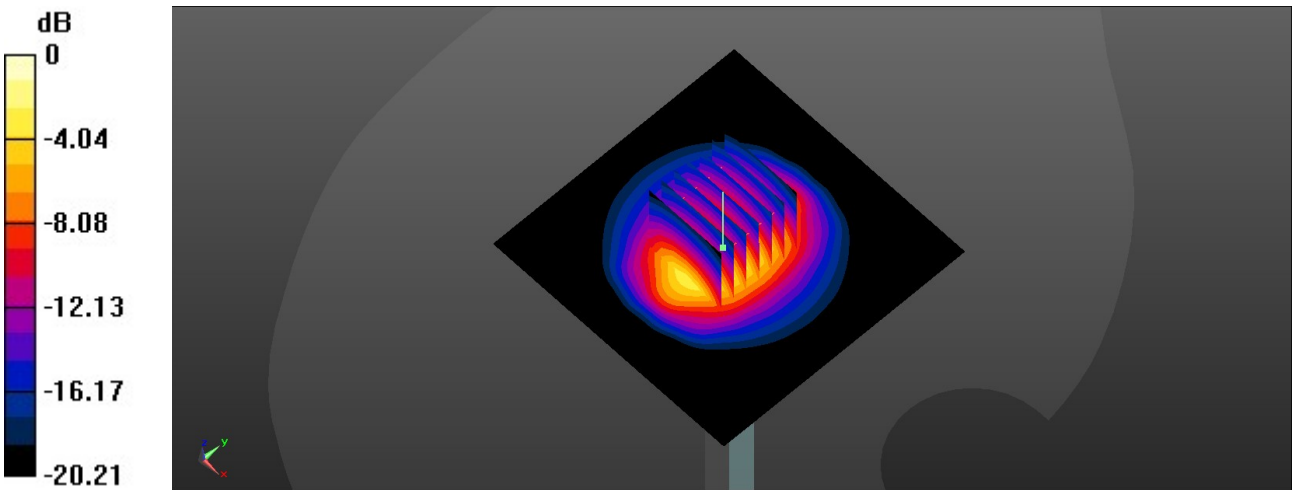

0 dB = 22.1 W/kg = 13.44 dBW/kg

Test Laboratory: Sporton International Inc. SAR/HAC Testing Lab Date: 2025/1/2

System Check_5250MHz

DUT: D5GHzV2-SN:1113

Communication System: UID 0, CW; Frequency: 5250 MHz;Duty Cycle: 1:1
Medium: HSL_5250 Medium parameters used: f = 5250 MHz; σ = 4.498 S/m; ε_r = 36.385; ρ = 1000 kg/m^3
Ambient Temperature：23.7 ℃; Liquid Temperature：22.4 ℃

DASY5 Configuration:
- Probe: EX3DV4 - SN7641; ConvF(6.15, 6.08, 6.01); Calibrated: 2024/6/3
- Sensor-Surface: 1.4mm (Mechanical Surface Detection)
- Electronics: DAE4 Sn715; Calibrated: 2024/1/25
- Phantom: Twin-SAM V8.0 (Right); Type: QD 000 P41 AA; Serial: 2033
- Measurement SW: DASY52, Version 52.10 (4); SEMCAD X Version 14.6.14 (7483)

Pin=100mW/Area Scan (71x71x1): Interpolated grid: dx=1.000 mm, dy=1.000 mm
Maximum value of SAR (interpolated) = 16.7 W/kg

Pin=100mW/Zoom Scan (7x7x7)/Cube 0: Measurement grid: dx=4mm, dy=4mm, dz=1.4mm
Reference Value = 64.28 V/m; Power Drift = -0.04 dB
Peak SAR (extrapolated) = 28.0 W/kg
SAR(1 g) = 8.12 W/kg; SAR(10 g) = 2.26 W/kg
Smallest distance from peaks to all points 3 dB below = 7.5 mm
Ratio of SAR at M2 to SAR at M1 = 64.1%
Maximum value of SAR (measured) = 16.7 W/kg



0 dB = 16.7 W/kg = 12.23 dBW/kg

Test Laboratory: Sporton International Inc. SAR/HAC Testing Lab Date: 2025/1/2

System Check_5750MHz

DUT: D5GHzV2-SN:1113

Communication System: UID 0, CW; Frequency: 5750 MHz;Duty Cycle: 1:1
Medium: HSL_5750 Medium parameters used: f = 5750 MHz; σ = 4.989 S/m; ε_r = 35.703; ρ = 1000 kg/m^3
Ambient Temperature：23.3 ℃; Liquid Temperature：22.7 ℃

DASY5 Configuration:
- Probe: EX3DV4 - SN7641; ConvF(5.47, 5.41, 5.34); Calibrated: 2024/6/3
- Sensor-Surface: 1.4mm (Mechanical Surface Detection)
- Electronics: DAE4 Sn715; Calibrated: 2024/1/25
- Phantom: Twin-SAM V8.0 (Right); Type: QD 000 P41 AA; Serial: 2033
- Measurement SW: DASY52, Version 52.10 (4); SEMCAD X Version 14.6.14 (7483)

Pin=100mW/Area Scan (71x71x1): Interpolated grid: dx=1.000 mm, dy=1.000 mm
Maximum value of SAR (interpolated) = 18.3 W/kg

Pin=100mW/Zoom Scan (7x7x7)/Cube 0: Measurement grid: dx=4mm, dy=4mm, dz=1.4mm
Reference Value = 63.47 V/m; Power Drift = 0.16 dB
Peak SAR (extrapolated) = 34.5 W/kg
SAR(1 g) = 8.12 W/kg; SAR(10 g) = 2.24 W/kg
Smallest distance from peaks to all points 3 dB below = 7.4 mm
Ratio of SAR at M2 to SAR at M1 = 59.5%
Maximum value of SAR (measured) = 18.3 W/kg



0 dB = 18.3 W/kg = 12.62 dBW/kg

Date: 2024-12-27

System Check_2450MHz

DUT:D2450V2-SN:924

Communication System: CW; Frequency: 2450.0 MHz; Duty Cycle: 1:1
Medium: HSL Medium parameters used: f= 2450.0 MHz; σ= 1.81 S/m; ε_r = 40.5
Ambient Temperature: 23.6°C; Liquid Temperature: 22.5°C

DASY6 Configuration:
- Probe: EX3DV4 - SN7641; ConvF(7.81, 7.71, 7.62); Calibrated: 2024-6-3
- Sensor-Surface: 1.4 mm
- Electronics: DAE4 Sn715; Calibrated: 2024-1-25
- Phantom: SAM-HeadStand V10.0; Serial: 1024; Section: Headstand
- Measurement Software: 16.2.2.1588
- UID: CW, 0--

Zoom Scan (30.0 mm x 30.0 mm x 30.0 mm): Measurement Grid: 5.0 mm x 5.0 mm x 1.5 mm
Power Drift = 0.02 dB
SAR (1g) = 11.7 W/kg; SAR (10g) = 5.49 W/kg
Smallest distance from peaks to all points 3 dB below = 9.1 mm
Ratio of SAR at M2 to SAR at M1 = 84.1 %

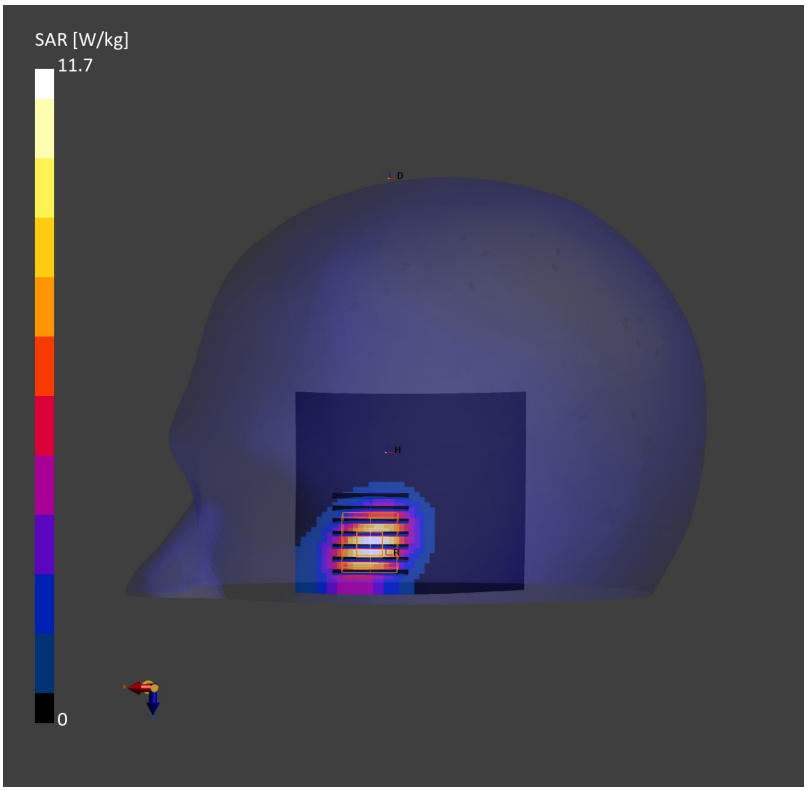

Date: 2024-12-27

System Check_5800MHz

DUT:D5GHzV2-SN:1113

Communication System: CW; Frequency: 5800.0 MHz; Duty Cycle: 1:1
Medium: HSL Medium parameters used: f= 5800.0 MHz; σ= 5.22 S/m; ε_r = 35.1
Ambient Temperature: 23.5°C; Liquid Temperature: 22.3°C

DASY6 Configuration:
- Probe: EX3DV4 - SN7641; ConvF(5.47, 5.41, 5.34); Calibrated: 2024-6-3
- Sensor-Surface: 1.4 mm
- Electronics: DAE4 Sn715; Calibrated: 2024-1-25
- Phantom: SAM-HeadStand V10.0; Serial: 1024; Section: Headstand
- Measurement Software: 16.2.2.1588
- UID: CW, 0--

Zoom Scan (22.0 mm x 22.0 mm x 22.0 mm): Measurement Grid: 4.0 mm x 4.0 mm x 1.4 mm
Power Drift = 0.14 dB
SAR (1g) = 1.72 W/kg; SAR (10g) = 0.589 W/kg
Smallest distance from peaks to all points 3 dB below = 8.8 mm
Ratio of SAR at M2 to SAR at M1 = 65.7 %