Test Laboratory: Sporton International Inc. SAR/HAC Testing Lab Date: 2025/5/24

System Check_2450MHz

DUT: D2450V2-SN:924

Communication System: UID 0, CW; Frequency: 2450 MHz;Duty Cycle: 1:1
Medium: HSL_2450 Medium parameters used: f = 2450 MHz; σ = 1.814 S/m; ε_r = 38.739; ρ = 1000 kg/m^3
Ambient Temperature：23.6 ℃; Liquid Temperature：22.3 ℃

DASY5 Configuration:
- Probe: EX3DV4 - SN7641; ConvF(7.81, 7.71, 7.62); Calibrated: 2024/6/3
- Sensor-Surface: 1.4mm (Mechanical Surface Detection)
- Electronics: DAE4 Sn1210; Calibrated: 2024/12/17
- Phantom: Twin-SAM V8.0 (Right); Type: QD 000 P41 AA; Serial: 2033
- Measurement SW: DASY52, Version 52.10 (4); SEMCAD X Version 14.6.14 (7483)

Pin=250mW/Area Scan (81x81x1): Interpolated grid: dx=1.200 mm, dy=1.200 mm
Maximum value of SAR (interpolated) = 21.2 W/kg

Pin=250mW/Zoom Scan (7x7x7)/Cube 0: Measurement grid: dx=5mm, dy=5mm, dz=5mm
Reference Value = 110.0 V/m; Power Drift = 0.06 dB
Peak SAR (extrapolated) = 27.1 W/kg
SAR(1 g) = 12.5 W/kg; SAR(10 g) = 5.79 W/kg
Smallest distance from peaks to all points 3 dB below = 9 mm
Ratio of SAR at M2 to SAR at M1 = 44.5%
Maximum value of SAR (measured) = 21.0 W/kg

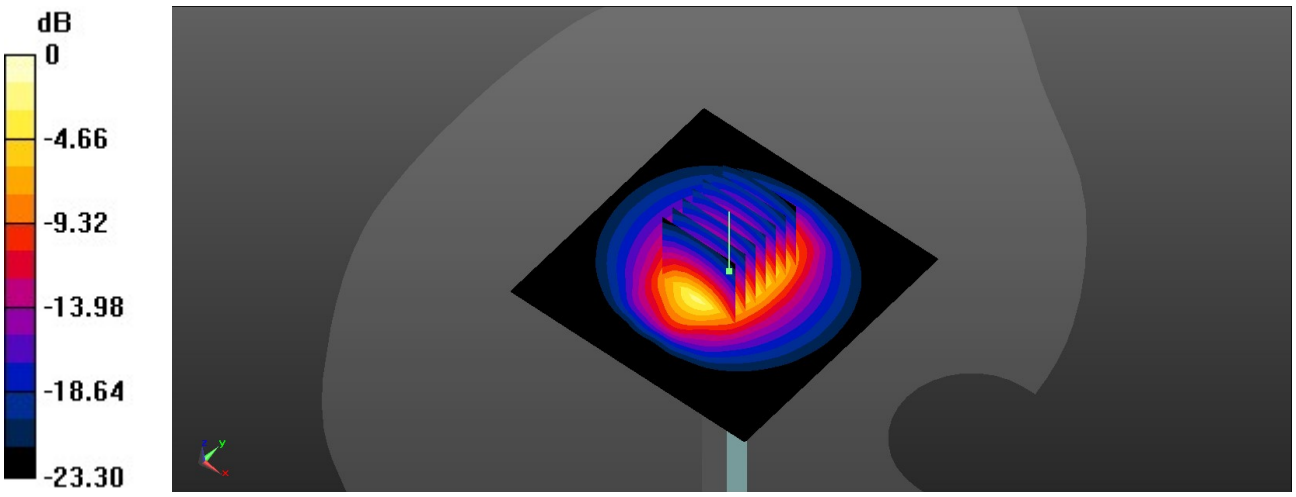

0 dB = 21.2 W/kg = 13.26 dBW/kg

Test Laboratory: Sporton International Inc. SAR/HAC Testing Lab Date: 2025/5/27

System Check_5250MHz

DUT: D5GHzV2-SN:1341

Communication System: UID 0, CW; Frequency: 5250 MHz;Duty Cycle: 1:1
Medium: HSL_5250 Medium parameters used: f = 5250 MHz; σ = 4.617 S/m; ε_r = 35.683; ρ = 1000 kg/m^3
Ambient Temperature：23.5 ℃; Liquid Temperature：22.7 ℃

DASY5 Configuration:
- Probe: EX3DV4 - SN7641; ConvF(6.15, 6.08, 6.01); Calibrated: 2024/6/3
- Sensor-Surface: 1.4mm (Mechanical Surface Detection)
- Electronics: DAE4 Sn1210; Calibrated: 2024/12/17
- Phantom: Twin-SAM V8.0 (Right); Type: QD 000 P41 AA; Serial: 2033
- Measurement SW: DASY52, Version 52.10 (4); SEMCAD X Version 14.6.14 (7483)

Pin=100mW/Area Scan (71x71x1): Interpolated grid: dx=1.000 mm, dy=1.000 mm
Maximum value of SAR (interpolated) = 21.6 W/kg

Pin=100mW/Zoom Scan (7x7x7)/Cube 0: Measurement grid: dx=4mm, dy=4mm, dz=1.4mm
Reference Value = 76.93 V/m; Power Drift = -0.08 dB
Peak SAR (extrapolated) = 36.7 W/kg
SAR(1 g) = 8.05 W/kg; SAR(10 g) = 2.26 W/kg
Smallest distance from peaks to all points 3 dB below = 7.2 mm
Ratio of SAR at M2 to SAR at M1 = 64.9%
Maximum value of SAR (measured) = 23.0 W/kg

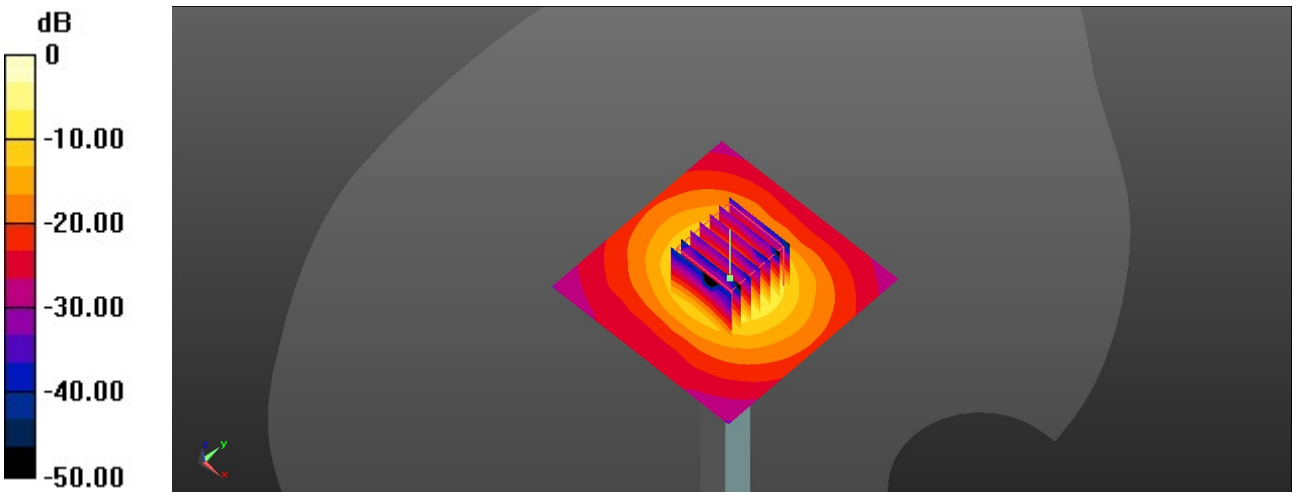

0 dB = 23.0 W/kg = 13.62 dBW/kg

Test Laboratory: Sporton International Inc. SAR/HAC Testing Lab Date: 2025/5/28

System Check_5800MHz

DUT: D5GHzV2-SN:1341

Communication System: UID 0, CW; Frequency: 5800 MHz;Duty Cycle: 1:1
Medium: HSL_5800 Medium parameters used: f = 5800 MHz; σ = 5.127 S/m; ε_r = 34.965; ρ = 1000 kg/m^3
Ambient Temperature：23.8 ℃; Liquid Temperature：22.4 ℃

DASY5 Configuration:
- Probe: EX3DV4 - SN7641; ConvF(5.47, 5.41, 5.34); Calibrated: 2024/6/3
- Sensor-Surface: 1.4mm (Mechanical Surface Detection)
- Electronics: DAE4 Sn1210; Calibrated: 2024/12/17
- Phantom: Twin-SAM V8.0 (Right); Type: QD 000 P41 AA; Serial: 2033
- Measurement SW: DASY52, Version 52.10 (4); SEMCAD X Version 14.6.14 (7483)

Pin=100mW/Area Scan (71x71x1): Interpolated grid: dx=1.000 mm, dy=1.000 mm
Maximum value of SAR (interpolated) = 21.2 W/kg

Pin=100mW/Zoom Scan (7x7x7)/Cube 0: Measurement grid: dx=4mm, dy=4mm, dz=1.4mm
Reference Value = 64.11 V/m; Power Drift = -0.03 dB
Peak SAR (extrapolated) = 38.1 W/kg
SAR(1 g) = 8.31 W/kg; SAR(10 g) = 2.3 W/kg
Smallest distance from peaks to all points 3 dB below = 7.5 mm
Ratio of SAR at M2 to SAR at M1 = 60.9%
Maximum value of SAR (measured) = 21.5 W/kg

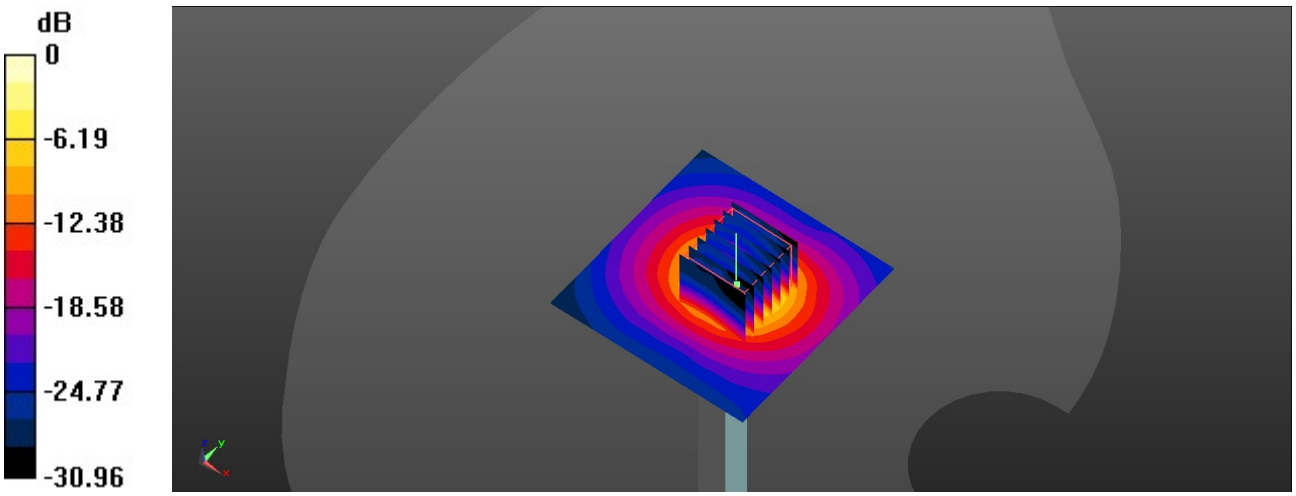

0 dB = 21.5 W/kg = 13.32 dBW/kg

Date: 2025-5-30

System Check_2450MHz

DUT: D2450V2-SN:924

Communication System: CW; Frequency: 2450.0 MHz; Duty Cycle: 1:1
Medium: HSL Medium parameters used: f= 2450.0 MHz; σ= 1.79 S/m; ε_r = 39.8
Ambient Temperature: 23.2°C; Liquid Temperature: 22.7°C

DASY8 Configuration:
- Probe: EX3DV4 - SN7641; ConvF(7.81, 7.71, 7.62); Calibrated: 2024-6-3
- Sensor-Surface: 1.4 mm
- Electronics: DAE4 Sn1210; Calibrated: 2024-12-17
- Phantom: Twin-SAM V8.0 (Right); Serial: 2033; Section: Flat
- Measurement Software: 16.2.2.1588
- UID: CW, 0--

Pin=250mW/Area Scan (40.0 mm x 40.0 mm): Measurement Grid: 10.0 mm x 10.0 mmSAR (1g) = 12.4 W/kg; SAR (10g) = 5.91 W/kg;

Pin=250mW/Zoom Scan (30.0 mm x 30.0 mm x 30.0 mm): Measurement Grid: 5.0 mm x 5.0 mm x1.5mm
Power Drift = 0.06 dB
SAR (1g) = 12.7 W/kg; SAR (10g) = 5.69 W/kg
Smallest distance from peaks to all points 3 dB below = 9.0 mm
Ratio of SAR at M2 to SAR at M1 = 79.5 %



System Check_2450MHz

DUT:D2450V2-SN:924

Model, Manufacturer	Dimensions [mm]	IMEI	DUT Type
Device,	158.2 x 77.9 x 8.0		

Exposure Conditions

Phantom Section, TSL	Position, Test Distance [mm]	Band	Group, UID	Frequency [MHz], Channel Number	Conversion Factor	TSL Conductivity [S/m]	TSL Permittivity
Headstand, HSL	DEFAULT, 10.00	D2450	CW, 0--	2450.0, 50	7.81	1.83	39.0

Hardware Setup

Phantom	TSL, Measured Date	Probe, Calibration Date	DAE, Calibration Date
SAM-HeadStand V10.0 - 1024	HBBL-600-10000 , --	EX3DV4 - SN7641, 2024-06-03	DAE4 Sn1210, 2024-12-17

Scans Setup

	FastVolume Scan	Zoom Scan
Grid Extents [mm]	71.6 x 65.1	30.0 x 30.0 x 30.0
Grid Steps [mm]	10.0 x 10.0	5.0 x 5.0 x 1.5
Sensor Surface [mm]	3.0	3.0
Graded Grid	n/a	Yes
Grading Ratio	n/a	1.5
Scan Method	Measured	Measured

Measurement Results

	FastVolume Scan	Zoom Scan
Date	2025-05-30, 03:47	2025-05-30, 03:55
psSAR1g [W/Kg]	13.1	13.3
psSAR10g [W/Kg]	6.12	6.19
Power Drift [dB]	-0.12	-0.14

SAR Pattern

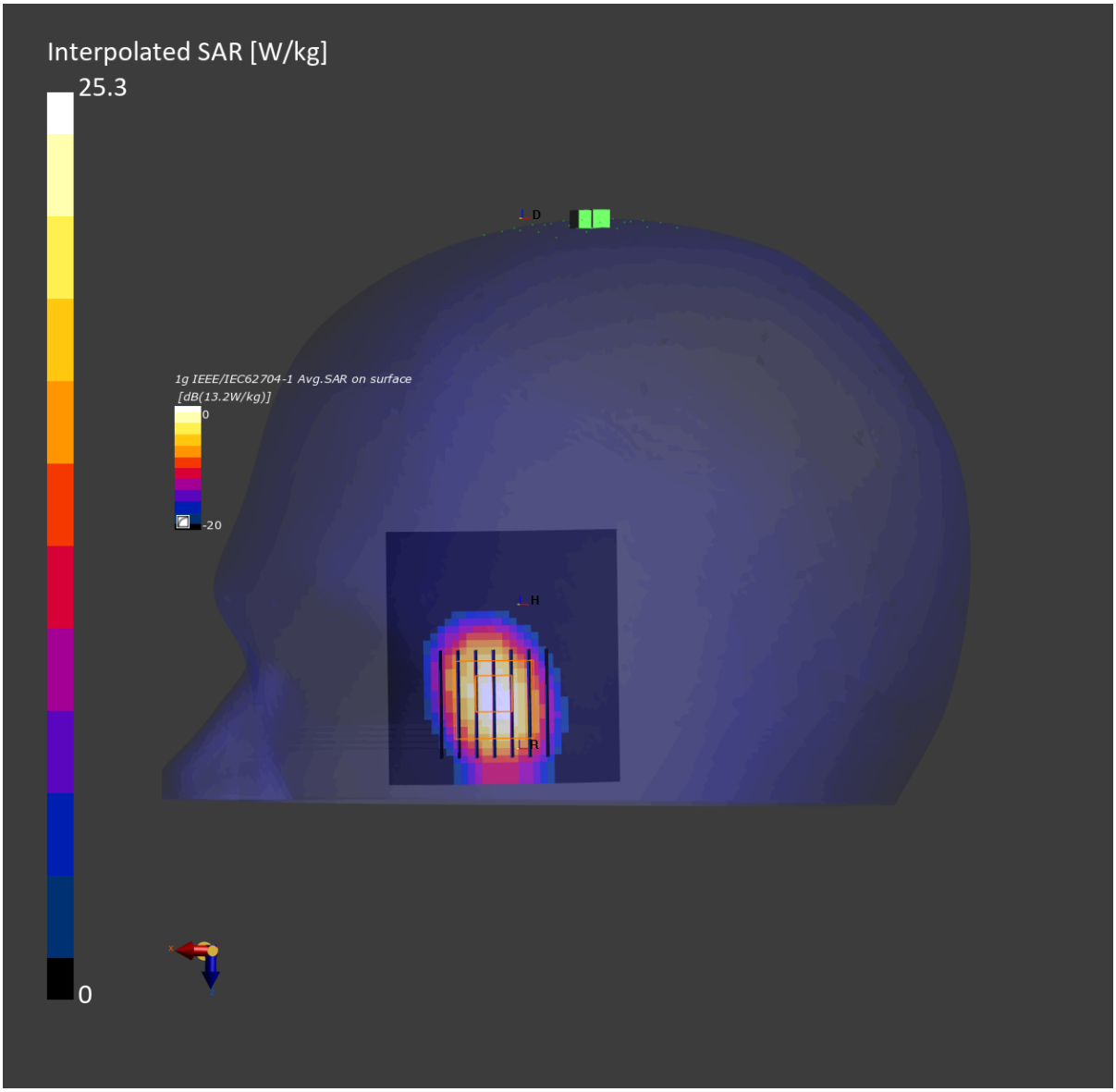
Interpolated SAR [W/kg]
25.3
0
1g IEEE/IEC62704-1 Avg.SAR on surface
[dB(13.2W/kg)]
0
-20
D
H
R

System Check_5800MHz

DUT:D5GHzV2-SN:1341

Model, Manufacturer	Dimensions [mm]	IMEI	DUT Type
Device,	158.2 x 77.9 x 8.0		

Exposure Conditions

Phantom Section, TSL	Position, Test Distance [mm]	Band	Group, UID	Frequency [MHz], Channel Number	Conversion Factor	TSL Conductivity [S/m]	TSL Permittivity
Headstand, HSL	DEFAULT, 25.00	D5GHz	CW, 0--	5800.0, 80	5.47	5.18	34.9

Hardware Setup

Phantom	TSL, Measured Date	Probe, Calibration Date	DAE, Calibration Date
SAM-HeadStand V10.0 - 1024	HBBL-600-10000 , --	EX3DV4 - SN7641, 2024-06-03	DAE4 Sn1210, 2024-12-17

Scans Setup

	FastVolume Scan	Zoom Scan
Grid Extents [mm]	71.6 x 65.1	22.0 x 22.0 x 22.0
Grid Steps [mm]	5.0 x 5.0	4.0 x 4.0 x 1.4
Sensor Surface [mm]	3.0	3.0
Graded Grid	n/a	Yes
Grading Ratio	n/a	1.4
Scan Method	Measured	Measured

Measurement Results

	FastVolume Scan	Zoom Scan
Date	2025-05-31, 04:08	2025-05-31, 04:15
psSAR1g [W/Kg]	1.75	1.77
psSAR10g [W/Kg]	0.607	0.608
Power Drift [dB]	-0.02	-0.01

SAR Pattern

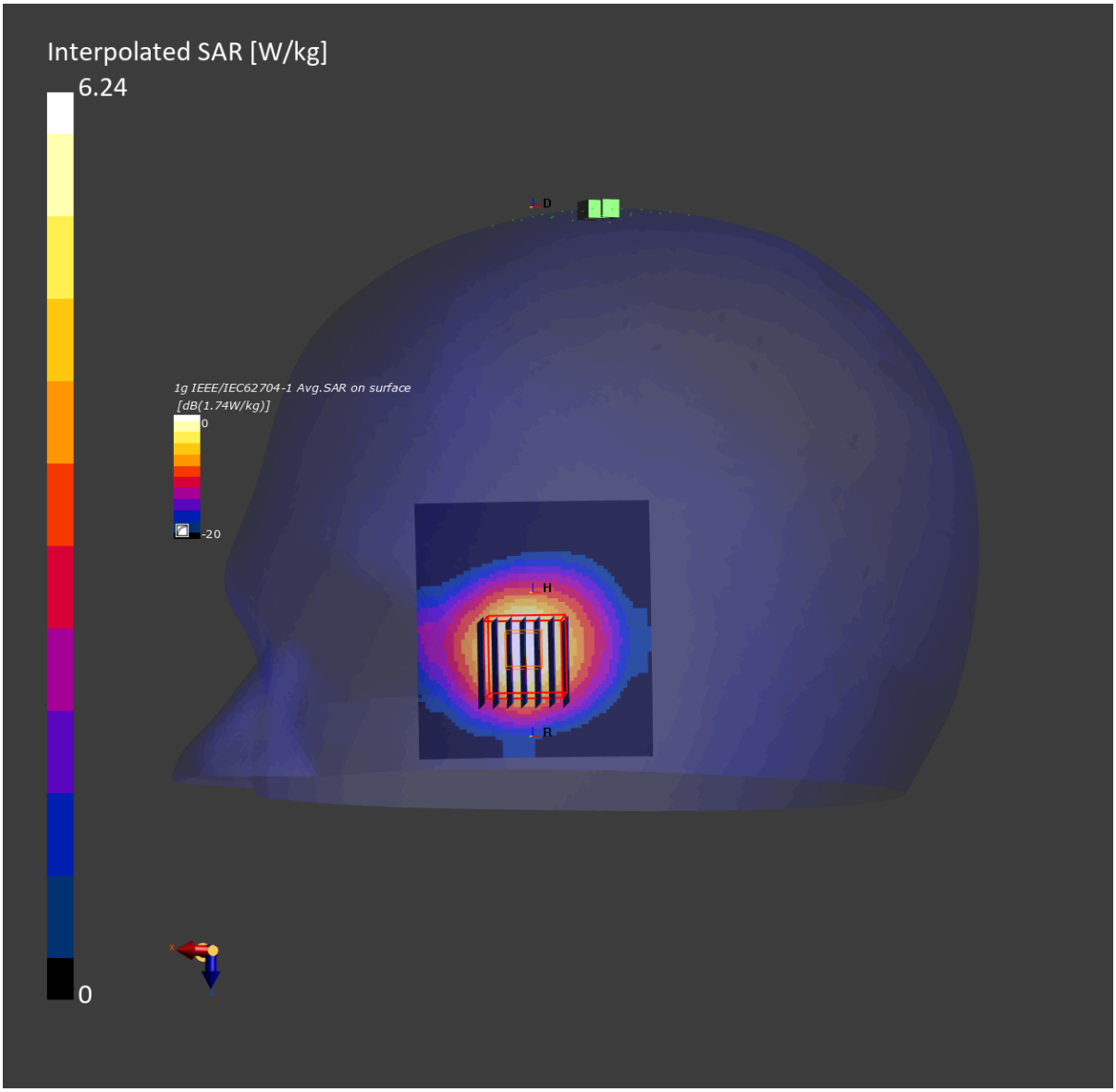
Interpolated SAR [W/kg]
6.24
0
1g IEEE/IEC62704-1 Avg.SAR on surface
[dB(1.74W/kg)]
0
-20
D
H
R