Date: 2024-12-27

01_Bluetooth_DH5 1Mbps_On the Front of the Face_Ch39

Communication System: IEEE 802.15.1 Bluetooth (GFSK, DH5); Frequency: 2441.0 MHz; Duty Cycle: 1:1
Medium: HSL Medium parameters used: f= 2441.0 MHz; σ= 1.84 S/m; ε_r = 41.1
Ambient Temperature: 23.6°C; Liquid Temperature: 22.5°C

DASY6 Configuration:
- Probe: EX3DV4 - SN7641; ConvF(7.81, 7.71, 7.62); Calibrated: 2024-6-3
- Sensor-Surface: 1.4 mm
- Electronics: DAE4 Sn715; Calibrated: 2024-1-25
- Phantom: SAM-HeadStand V10.0; Serial: 1024; Section: Headstand
- Measurement Software: 16.2.2.1588
- UID: Bluetooth, 10032-CAA

Zoom Scan (30.0 mm x 30.0 mm x 30.0 mm): Measurement Grid: 5.0 mm x 5.0 mm x 1.5 mm
Power Drift = 0.04 dB
SAR (1g) = 0.049 W/kg; SAR (10g) = 0.022 W/kg
Smallest distance from peaks to all points 3 dB below = 7.0 mm
Ratio of SAR at M2 to SAR at M1 = 83.8 %

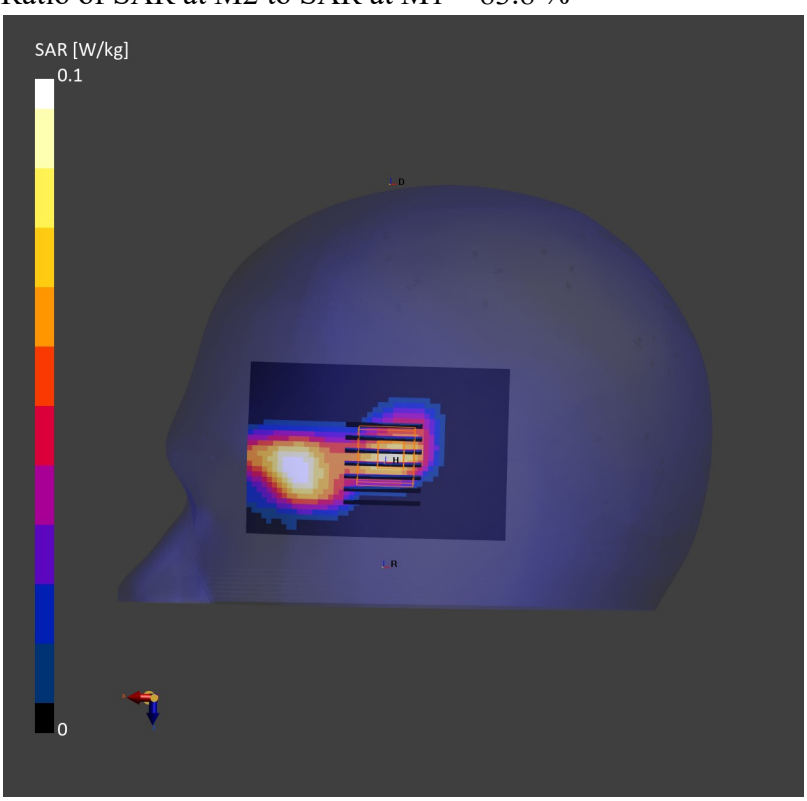

Date: 2024-12-27

02_WLAN2.4GHz_802.11b 1Mbps_On the Front of the Face_Ch1

Communication System: IEEE 802.11b WiFi 2.4 GHz (DSSS, 1 Mbps); Frequency: 2412.0 MHz;
Duty Cycle: 1:1
Medium: HSL Medium parameters used: f= 2412.0 MHz; σ= 1.81 S/m; ε_r = 41.2
Ambient Temperature: 23.6°C; Liquid Temperature: 22.5°C

DASY6 Configuration:
- Probe: EX3DV4 - SN7641; ConvF(7.81, 7.71, 7.62); Calibrated: 2024-6-3
- Sensor-Surface: 1.4 mm
- Electronics: DAE4 Sn715; Calibrated: 2024-1-25
- Phantom: SAM-HeadStand V10.0; Serial: 1024; Section: Headstand
- Measurement Software: 16.2.2.1588
- UID: WLAN, 10012-CAB

Zoom Scan (30.0 mm x 30.0 mm x 30.0 mm): Measurement Grid: 5.0 mm x 5.0 mm x 1.5 mm
Power Drift = 0.02 dB
SAR (1g) = 0.320 W/kg; SAR (10g) = 0.141 W/kg
Smallest distance from peaks to all points 3 dB below = 8.0 mm
Ratio of SAR at M2 to SAR at M1 = 83.2 %



Date: 2024-12-27

03_WLAN5GHz_802.11ac-VHT160 MCS0_On the Front of the Face_Ch114

Communication System: IEEE 802.11ac WiFi (160MHz, MCS0, 99pc duty cycle); Frequency: 5570.0 MHz; Duty Cycle: 1:1
Medium: HSL Medium parameters used: f= 5570.0 MHz; σ= 4.89 S/m; ε_r = 35.3
Ambient Temperature: 23.5°C; Liquid Temperature: 22.3°C

DASY6 Configuration:
- Probe: EX3DV4 - SN7641; ConvF(5.5, 5.44, 5.37); Calibrated: 2024-6-3
- Sensor-Surface: 1.4 mm
- Electronics: DAE4 Sn715; Calibrated: 2024-1-25
- Phantom: SAM-HeadStand V10.0; Serial: 1024; Section: Headstand
- Measurement Software: 16.2.2.1588
- UID: WLAN, 10062-CAD

Zoom Scan (22.0 mm x 22.0 mm x 22.0 mm): Measurement Grid: 4.0 mm x 4.0 mm x 1.4 mm
Power Drift = -0.05 dB
SAR (1g) = 0.750 W/kg; SAR (10g) = 0.227 W/kg
Smallest distance from peaks to all points 3 dB below = 6.6 mm
Ratio of SAR at M2 to SAR at M1 = 62.9 %

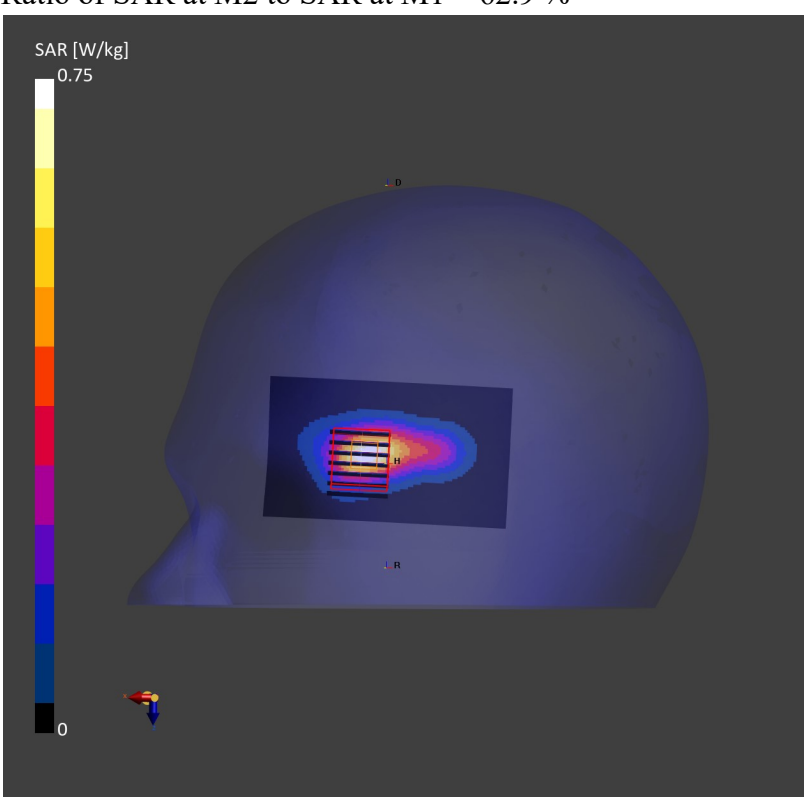

Date: 2024-12-27

04_Bluetooth_DH5 1Mbps_On of the head_Ch39

Communication System: IEEE 802.15.1 Bluetooth (GFSK, DH5); Frequency: 2441.0 MHz; Duty Cycle: 1:1
Medium: HSL Medium parameters used: f= 2441.0 MHz; σ= 1.84 S/m; ε_r = 41.1
Ambient Temperature: 23.6°C; Liquid Temperature: 22.5°C

DASY6 Configuration:
- Probe: EX3DV4 - SN7641; ConvF(7.81, 7.71, 7.62); Calibrated: 2024-6-3
- Sensor-Surface: 1.4 mm
- Electronics: DAE4 Sn715; Calibrated: 2024-1-25
- Phantom: SAM-HeadStand V10.0; Serial: 1024; Section: Headstand
- Measurement Software: 16.2.2.1588
- UID: Bluetooth, 10032-CAA

Zoom Scan (30.0 mm x 30.0 mm x 30.0 mm): Measurement Grid: 5.0 mm x 5.0 mm x 1.5 mm
Power Drift = 0.04 dB
SAR (1g) = 0.038 W/kg; SAR (10g) = 0.017 W/kg
Smallest distance from peaks to all points 3 dB below = 8.1 mm
Ratio of SAR at M2 to SAR at M1 = 85.8 %

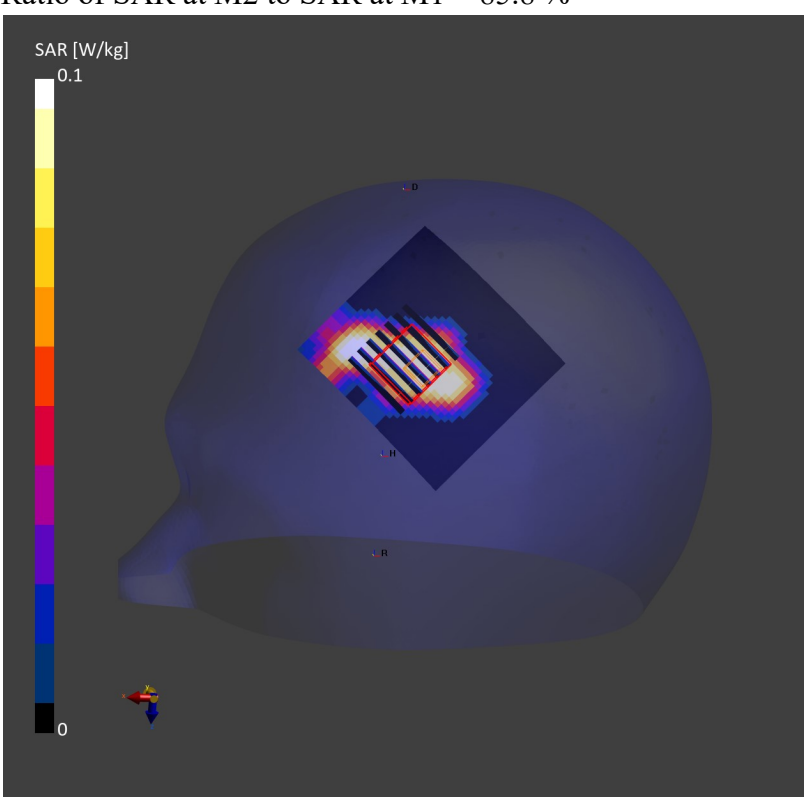

Date: 2024-12-27

05_WLAN2.4GHz_802.11b 1Mbps_On of the head_Ch1

Communication System: IEEE 802.11b WiFi 2.4 GHz (DSSS, 1 Mbps); Frequency: 2412.0 MHz;
Duty Cycle: 1:1
Medium: HSL Medium parameters used: f= 2412.0 MHz; σ= 1.81 S/m; ε_r = 41.2
Ambient Temperature: 23.6°C; Liquid Temperature: 22.5°C

DASY6 Configuration:
- Probe: EX3DV4 - SN7641; ConvF(7.81, 7.71, 7.62); Calibrated: 2024-6-3
- Sensor-Surface: 1.4 mm
- Electronics: DAE4 Sn715; Calibrated: 2024-1-25
- Phantom: SAM-HeadStand V10.0; Serial: 1024; Section: Headstand
- Measurement Software: 16.2.2.1588
- UID: WLAN, 10012-CAB

Zoom Scan (30.0 mm x 30.0 mm x 30.0 mm): Measurement Grid: 5.0 mm x 5.0 mm x 1.5 mm
Power Drift = 0.05 dB
SAR (1g) = 0.163 W/kg; SAR (10g) = 0.078 W/kg
Smallest distance from peaks to all points 3 dB below = 9.0 mm
Ratio of SAR at M2 to SAR at M1 = 86.0 %



Date: 2024-12-27

06_WLAN5GHz_802.11ac-VHT160 MCS0_On of the head_Ch114

Communication System: IEEE 802.11ac WiFi (160MHz, MCS0, 99pc duty cycle); Frequency: 5570.0 MHz; Duty Cycle: 1:1
Medium: HSL Medium parameters used: f= 5570.0 MHz; σ= 4.89 S/m; ε_r = 35.3
Ambient Temperature: 23.5°C; Liquid Temperature: 22.3°C

DASY6 Configuration:
- Probe: EX3DV4 - SN7641; ConvF(5.5, 5.44, 5.37); Calibrated: 2024-6-3
- Sensor-Surface: 1.4 mm
- Electronics: DAE4 Sn715; Calibrated: 2024-1-25
- Phantom: SAM-HeadStand V10.0; Serial: 1024; Section: Headstand
- Measurement Software: 16.2.2.1588
- UID: WLAN, 10062-CAD

Zoom Scan (22.0 mm x 22.0 mm x 22.0 mm): Measurement Grid: 4.0 mm x 4.0 mm x 1.4 mm
Power Drift = -0.18 dB
SAR (1g) = 0.249 W/kg; SAR (10g) = 0.071 W/kg
Smallest distance from peaks to all points 3 dB below = 7.1 mm
Ratio of SAR at M2 to SAR at M1 = 66.9 %

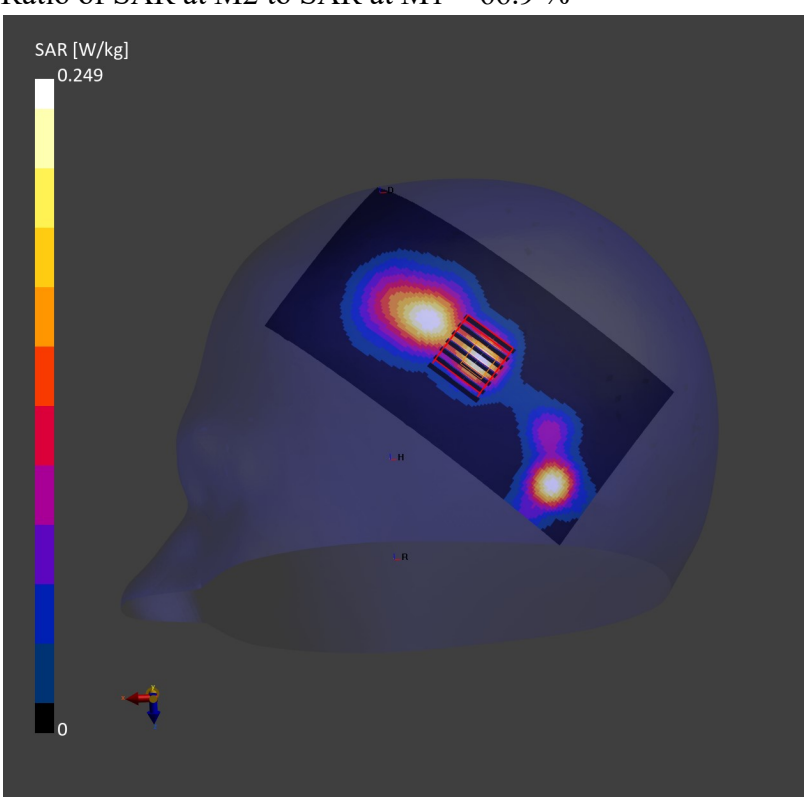

Test Laboratory: Sporton International Inc. SAR/HAC Testing Lab Date: 2024/12/31

07_Bluetooth_DH5 1Mbps_Left Temple Arm Outer Edge Touching Phantom_0mm_Ch39

Communication System: UID 0, Bluetooth (0); Frequency: 2441 MHz;Duty Cycle: 1:1
Medium: HSL_2450 Medium parameters used: f = 2441 MHz; σ = 1.816 S/m; ε_r = 40.246; ρ = 1000 kg/m^3
Ambient Temperature：23.5 ℃; Liquid Temperature：22.2 ℃

DASY5 Configuration:
- Probe: EX3DV4 - SN7641; ConvF(7.81, 7.71, 7.62); Calibrated: 2024/6/3
- Sensor-Surface: 1.4mm (Mechanical Surface Detection)
- Electronics: DAE4 Sn715; Calibrated: 2024/1/25
- Phantom: Twin-SAM V8.0 (Right); Type: QD 000 P41 AA; Serial: 2033
- Measurement SW: DASY52, Version 52.10 (4); SEMCAD X Version 14.6.14 (7483)

Area Scan (51x71x1): Interpolated grid: dx=1.200 mm, dy=1.200 mm
Maximum value of SAR (interpolated) = 0.676 W/kg

Zoom Scan (7x7x7)/Cube 0: Measurement grid: dx=5mm, dy=5mm, dz=5mm
Reference Value = 11.14 V/m; Power Drift = -0.13 dB
Peak SAR (extrapolated) = 1.41 W/kg
SAR(1 g) = 0.440 W/kg; SAR(10 g) = 0.149 W/kg
Smallest distance from peaks to all points 3 dB below = 5.5 mm
Ratio of SAR at M2 to SAR at M1 = 32.4%
Maximum value of SAR (measured) = 1.00 W/kg

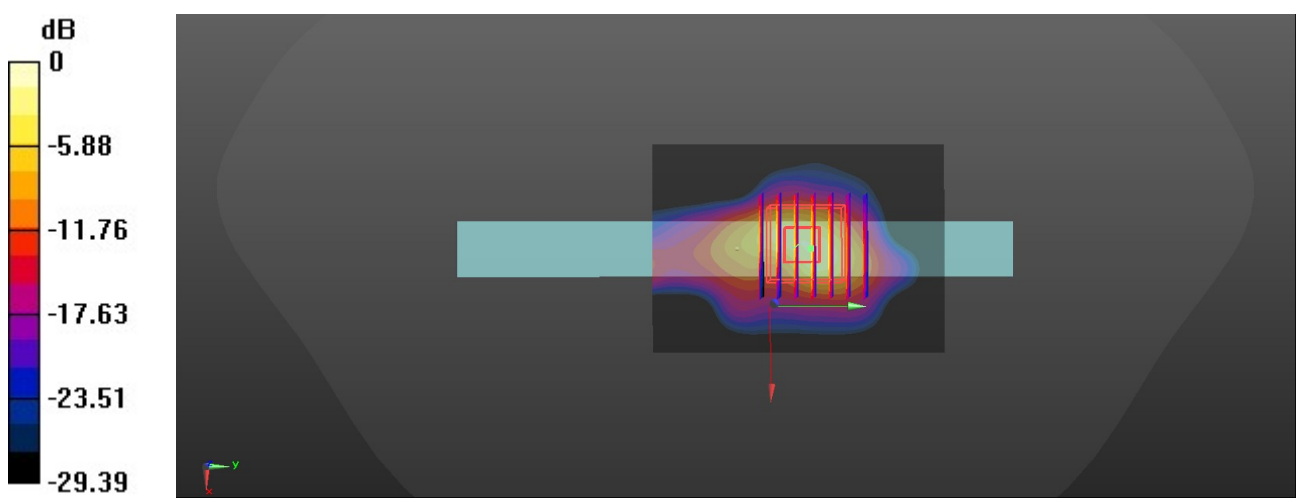

0 dB = 1.00 W/kg = 0.00 dBW/kg

Test Laboratory: Sporton International Inc. SAR/HAC Testing Lab Date: 2024/12/31

08_WLAN2.4GHz_802.11b 1Mbps_Left Temple Arm Outer Edge TouchingPhantom_0mm_Ch1

Communication System: UID 0, WIFI (0); Frequency: 2412 MHz;Duty Cycle: 1:1
Medium: HSL_2450 Medium parameters used: f = 2412 MHz; σ = 1.794 S/m; ε_r = 40.283; ρ = 1000 kg/m^3
Ambient Temperature：23.5 ℃; Liquid Temperature：22.2 ℃

DASY5 Configuration:
- Probe: EX3DV4 - SN7641; ConvF(7.81, 7.71, 7.62); Calibrated: 2024/6/3
- Sensor-Surface: 1.4mm (Mechanical Surface Detection)
- Electronics: DAE4 Sn715; Calibrated: 2024/1/25
- Phantom: Twin-SAM V8.0 (Right); Type: QD 000 P41 AA; Serial: 2033
- Measurement SW: DASY52, Version 52.10 (4); SEMCAD X Version 14.6.14 (7483)

Area Scan (51x71x1): Interpolated grid: dx=1.200 mm, dy=1.200 mm
Maximum value of SAR (interpolated) = 1.45 W/kg

Zoom Scan (7x7x7)/Cube 0: Measurement grid: dx=5mm, dy=5mm, dz=5mm
Reference Value = 20.07 V/m; Power Drift = -0.17 dB
Peak SAR (extrapolated) = 2.63 W/kg
SAR(1 g) = 0.887 W/kg; SAR(10 g) = 0.288 W/kg
Smallest distance from peaks to all points 3 dB below = 5 mm
Ratio of SAR at M2 to SAR at M1 = 39.8%
Maximum value of SAR (measured) = 1.83 W/kg

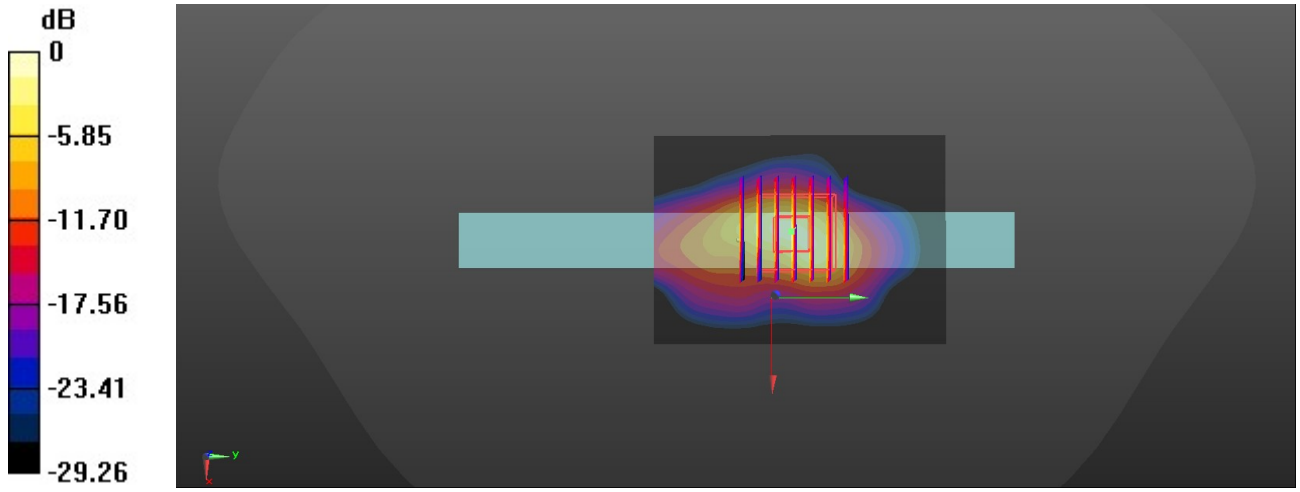

0 dB = 1.83 W/kg = 2.62 dBW/kg

Test Laboratory: Sporton International Inc. SAR/HAC Testing Lab Date: 2025/1/2

09_WLAN5GHz_802.11ac-VHT160 MCS0_Left Temple Arm Outer EdgeTouching Phantom_0mm_Ch50

Communication System: UID 0, WIFI (0); Frequency: 5250 MHz;Duty Cycle: 1:1
Medium: HSL_5250 Medium parameters used: f = 5250 MHz; σ = 4.498 S/m; ε_r = 36.385; ρ = 1000 kg/m^3
Ambient Temperature：23.7 ℃; Liquid Temperature：22.4 ℃

DASY5 Configuration:
- Probe: EX3DV4 - SN7641; ConvF(6.15, 6.08, 6.01); Calibrated: 2024/6/3
- Sensor-Surface: 1.4mm (Mechanical Surface Detection)
- Electronics: DAE4 Sn715; Calibrated: 2024/1/25
- Phantom: Twin-SAM V8.0 (Right); Type: QD 000 P41 AA; Serial: 2033
- Measurement SW: DASY52, Version 52.10 (4); SEMCAD X Version 14.6.14 (7483)

Area Scan (51x91x1): Interpolated grid: dx=1.000 mm, dy=1.000 mm
Maximum value of SAR (interpolated) = 2.24 W/kg

Zoom Scan (8x8x7)/Cube 0: Measurement grid: dx=4mm, dy=4mm, dz=1.4mm
Reference Value = 16.79 V/m; Power Drift = -0.18 dB
Peak SAR (extrapolated) = 5.96 W/kg
SAR(1 g) = 0.547 W/kg; SAR(10 g) = 0.137 W/kg
Smallest distance from peaks to all points 3 dB below = 4 mm
Ratio of SAR at M2 to SAR at M1 = 59.2%
Maximum value of SAR (measured) = 1.67 W/kg

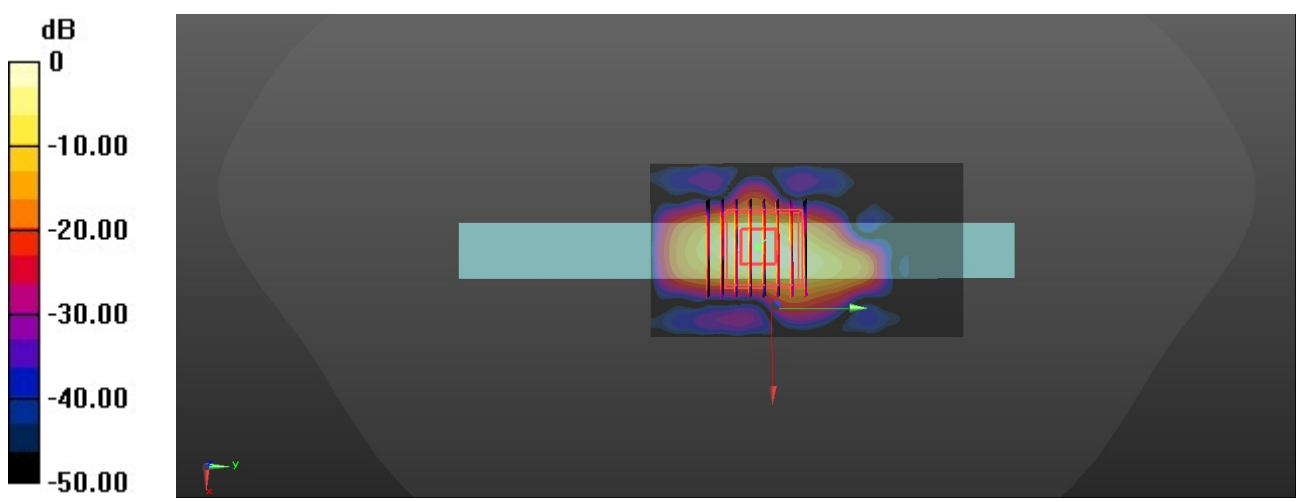

0 dB = 1.67 W/kg = 2.23 dBW/kg

Test Laboratory: Sporton International Inc. SAR/HAC Testing Lab Date: 2024/12/31

10_Bluetooth_DH5 1Mbps_Left Lens Kept 5mm Distance from Phantom_5mm_Ch0

Communication System: UID 0, Bluetooth (0); Frequency: 2402 MHz;Duty Cycle: 1:1
Medium: HSL_2450 Medium parameters used: f = 2402 MHz; σ = 1.787 S/m; ε_r = 40.292; ρ = 1000 kg/m^3
Ambient Temperature：23.5 ℃; Liquid Temperature：22.2 ℃

DASY5 Configuration:
- Probe: EX3DV4 - SN7641; ConvF(7.81, 7.71, 7.62); Calibrated: 2024/6/3
- Sensor-Surface: 1.4mm (Mechanical Surface Detection)
- Electronics: DAE4 Sn715; Calibrated: 2024/1/25
- Phantom: Twin-SAM V8.0 (Right); Type: QD 000 P41 AA; Serial: 2033
- Measurement SW: DASY52, Version 52.10 (4); SEMCAD X Version 14.6.14 (7483)

Area Scan (61x101x1): Interpolated grid: dx=1.200 mm, dy=1.200 mm
Maximum value of SAR (interpolated) = 0.0488 W/kg

Zoom Scan (7x7x7)/Cube 0: Measurement grid: dx=5mm, dy=5mm, dz=5mm
Reference Value = 5.251 V/m; Power Drift = 0.01 dB
Peak SAR (extrapolated) = 0.0580 W/kg
SAR(1 g) = 0.025 W/kg; SAR(10 g) = 0.012 W/kg
Smallest distance from peaks to all points 3 dB below: Larger than measurement grid
Ratio of SAR at M2 to SAR at M1 = 46.2%
Maximum value of SAR (measured) = 0.0415 W/kg



0 dB = 0.0415 W/kg = -13.82 dBW/kg

Test Laboratory: Sporton International Inc. SAR/HAC Testing Lab Date: 2024/12/31

11_WLAN2.4GHz_802.11b 1Mbps_Left Lens Kept 5mm Distance fromPhantom_5mm_Ch6

Communication System: UID 0, WIFI (0); Frequency: 2437 MHz;Duty Cycle: 1:1
Medium: HSL_2450 Medium parameters used: f = 2437 MHz; σ = 1.813 S/m; ε_r = 40.248; ρ = 1000 kg/m^3
Ambient Temperature：23.5 ℃; Liquid Temperature：22.2 ℃

DASY5 Configuration:
- Probe: EX3DV4 - SN7641; ConvF(7.81, 7.71, 7.62); Calibrated: 2024/6/3
- Sensor-Surface: 1.4mm (Mechanical Surface Detection)
- Electronics: DAE4 Sn715; Calibrated: 2024/1/25
- Phantom: Twin-SAM V8.0 (Right); Type: QD 000 P41 AA; Serial: 2033
- Measurement SW: DASY52, Version 52.10 (4); SEMCAD X Version 14.6.14 (7483)

Area Scan (61x101x1): Interpolated grid: dx=1.200 mm, dy=1.200 mm
Maximum value of SAR (interpolated) = 0.113 W/kg

Zoom Scan (7x7x7)/Cube 0: Measurement grid: dx=5mm, dy=5mm, dz=5mm
Reference Value = 7.596 V/m; Power Drift = 0.11 dB
Peak SAR (extrapolated) = 0.133 W/kg
SAR(1 g) = 0.046 W/kg; SAR(10 g) = 0.021 W/kg
Smallest distance from peaks to all points 3 dB below = 8 mm
Ratio of SAR at M2 to SAR at M1 = 51.8%
Maximum value of SAR (measured) = 0.103 W/kg

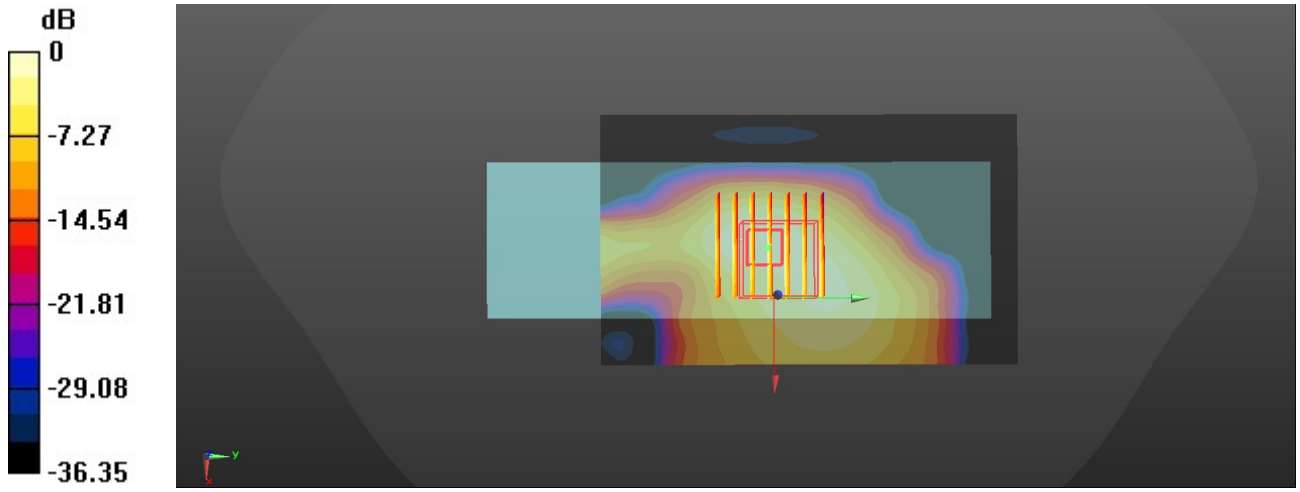

0 dB = 0.113 W/kg = -9.47 dBW/kg

Test Laboratory: Sporton International Inc. SAR/HAC Testing Lab Date: 2025/1/2

12_WLAN5GHz_802.11ac-VHT80 MCS0_Left Lens Kept 5mm Distance fromPhantom_5mm_Ch155

Communication System: UID 0, WIFI (0); Frequency: 5775 MHz;Duty Cycle: 1:1
Medium: HSL_5750 Medium parameters used: f = 5775 MHz; σ = 5.02 S/m; ε_r = 35.651; ρ = 1000 kg/m^3
Ambient Temperature：23.3 ℃; Liquid Temperature：22.7 ℃

DASY5 Configuration:
- Probe: EX3DV4 - SN7641; ConvF(5.47, 5.41, 5.34); Calibrated: 2024/6/3
- Sensor-Surface: 1.4mm (Mechanical Surface Detection)
- Electronics: DAE4 Sn715; Calibrated: 2024/1/25
- Phantom: Twin-SAM V8.0 (Right); Type: QD 000 P41 AA; Serial: 2033
- Measurement SW: DASY52, Version 52.10 (4); SEMCAD X Version 14.6.14 (7483)

Area Scan (71x181x1): Interpolated grid: dx=1.000 mm, dy=1.000 mm
Maximum value of SAR (interpolated) = 0.0983 W/kg

Zoom Scan (9x9x7)/Cube 0: Measurement grid: dx=4mm, dy=4mm, dz=1.4mm
Reference Value = 1.523 V/m; Power Drift = -0.09 dB
Peak SAR (extrapolated) = 0.155 W/kg
SAR(1 g) = 0.014 W/kg; SAR(10 g) = 0.0047 W/kg
Smallest distance from peaks to all points 3 dB below: Larger than measurement grid
Ratio of SAR at M2 to SAR at M1 = 58.9%
Maximum value of SAR (measured) = 0.0442 W/kg

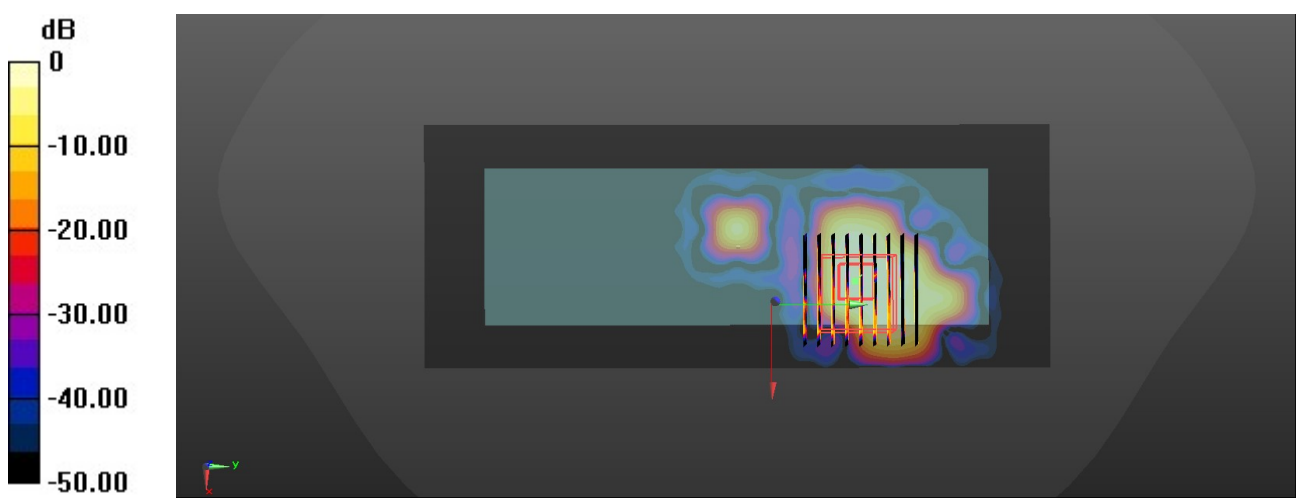

0 dB = 0.0442 W/kg = -13.55 dBW/kg

Test Laboratory: Sporton International Inc. SAR/HAC Testing Lab Date: 2024/12/31

13_Bluetooth_DH5 1Mbps_Bottom Edge Kept 5mm Distance from Phantom_5mm_Ch0

Communication System: UID 0, Bluetooth (0); Frequency: 2402 MHz;Duty Cycle: 1:1
Medium: HSL_2450 Medium parameters used: f = 2402 MHz; σ = 1.787 S/m; ε_r = 40.292; ρ = 1000 kg/m^3
Ambient Temperature：23.5 ℃; Liquid Temperature：22.2 ℃

DASY5 Configuration:
- Probe: EX3DV4 - SN7641; ConvF(7.81, 7.71, 7.62); Calibrated: 2024/6/3
- Sensor-Surface: 1.4mm (Mechanical Surface Detection)
- Electronics: DAE4 Sn715; Calibrated: 2024/1/25
- Phantom: Twin-SAM V8.0 (Right); Type: QD 000 P41 AA; Serial: 2033
- Measurement SW: DASY52, Version 52.10 (4); SEMCAD X Version 14.6.14 (7483)

Area Scan (91x161x1): Interpolated grid: dx=1.200 mm, dy=1.200 mm
Maximum value of SAR (interpolated) = 0.0275 W/kg

Zoom Scan (7x7x7)/Cube 0: Measurement grid: dx=5mm, dy=5mm, dz=5mm
Reference Value = 0 V/m; Power Drift = 0.05 dB
Peak SAR (extrapolated) = 0.0220 W/kg
SAR(1 g) = 0.011 W/kg; SAR(10 g) = 0.00518 W/kg
Smallest distance from peaks to all points 3 dB below: Larger than measurement grid
Ratio of SAR at M2 to SAR at M1 = 49.2%
Maximum value of SAR (measured) = 0.0180 W/kg

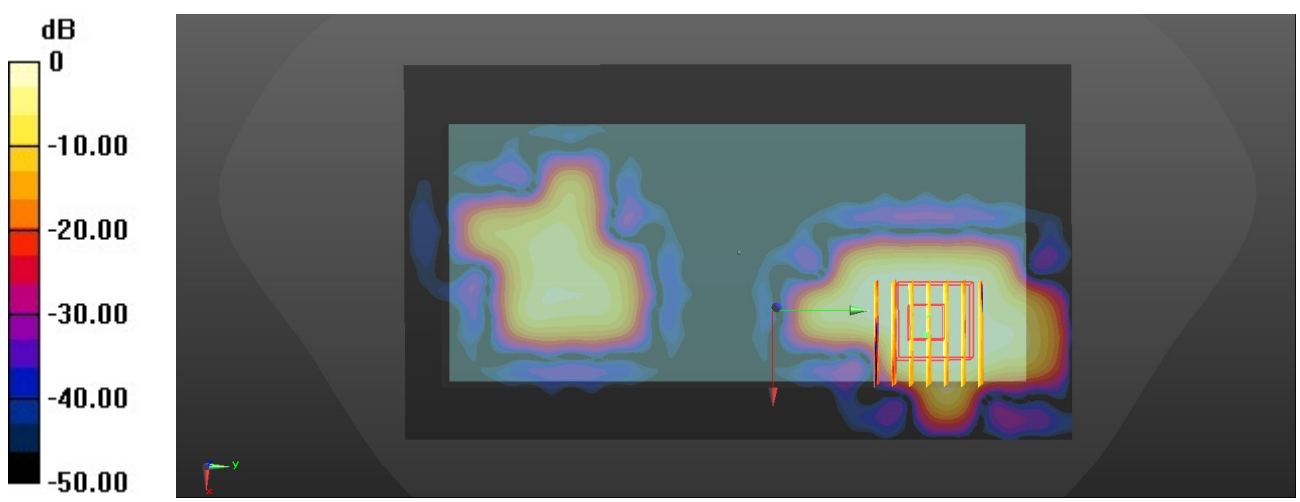

0 dB = 0.0180 W/kg = -17.45 dBW/kg

Test Laboratory: Sporton International Inc. SAR/HAC Testing Lab Date: 2024/12/31

14_WLAN2.4GHz_802.11b 1Mbps_Bottom Edge Kept 5mm Distance from Phantom_5mm_Ch6

Communication System: UID 0, WIFI (0); Frequency: 2437 MHz;Duty Cycle: 1:1
Medium: HSL_2450 Medium parameters used: f = 2437 MHz; σ = 1.813 S/m; ε_r = 40.248; ρ = 1000 kg/m^3
Ambient Temperature：23.5 ℃; Liquid Temperature：22.2 ℃

DASY5 Configuration:
- Probe: EX3DV4 - SN7641; ConvF(7.81, 7.71, 7.62); Calibrated: 2024/6/3
- Sensor-Surface: 1.4mm (Mechanical Surface Detection)
- Electronics: DAE4 Sn715; Calibrated: 2024/1/25
- Phantom: Twin-SAM V8.0 (Right); Type: QD 000 P41 AA; Serial: 2033
- Measurement SW: DASY52, Version 52.10 (4); SEMCAD X Version 14.6.14 (7483)

Area Scan (91x161x1): Interpolated grid: dx=1.200 mm, dy=1.200 mm
Maximum value of SAR (interpolated) = 0.193 W/kg

Zoom Scan (7x7x7)/Cube 0: Measurement grid: dx=5mm, dy=5mm, dz=5mm
Reference Value = 1.863 V/m; Power Drift = 0.08 dB
Peak SAR (extrapolated) = 0.228 W/kg
SAR(1 g) = 0.125 W/kg; SAR(10 g) = 0.065 W/kg
Smallest distance from peaks to all points 3 dB below = 12 mm
Ratio of SAR at M2 to SAR at M1 = 55%
Maximum value of SAR (measured) = 0.192 W/kg

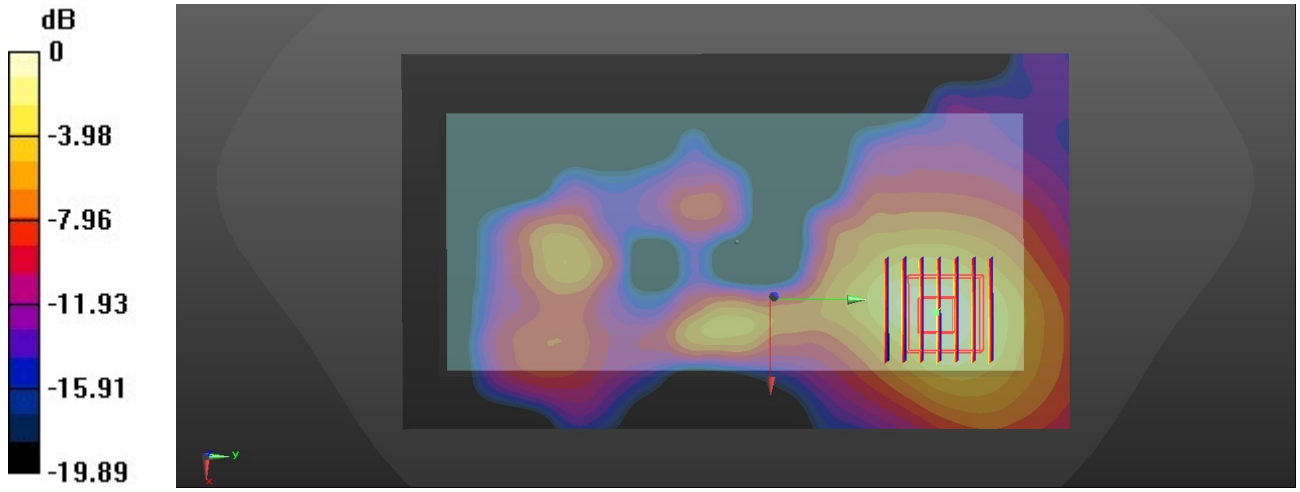

0 dB = 0.192 W/kg = -7.17 dBW/kg

Test Laboratory: Sporton International Inc. SAR/HAC Testing Lab Date: 2025/1/2

15_WLAN5GHz_802.11n-HT40 MCS0_Bottom Edge Kept 5mm Distance from Phantom_5mm_Ch54

Communication System: UID 0, WIFI (0); Frequency: 5270 MHz;Duty Cycle: 1:1
Medium: HSL_5250 Medium parameters used: f = 5270 MHz; σ = 4.516 S/m; ε_r = 36.355; ρ = 1000 kg/m^3
Ambient Temperature：23.7 ℃; Liquid Temperature：22.4 ℃

DASY5 Configuration:
- Probe: EX3DV4 - SN7641; ConvF(6.15, 6.08, 6.01); Calibrated: 2024/6/3
- Sensor-Surface: 1.4mm (Mechanical Surface Detection)
- Electronics: DAE4 Sn715; Calibrated: 2024/1/25
- Phantom: Twin-SAM V8.0 (Right); Type: QD 000 P41 AA; Serial: 2033
- Measurement SW: DASY52, Version 52.10 (4); SEMCAD X Version 14.6.14 (7483)

Area Scan (101x191x1): Interpolated grid: dx=1.000 mm, dy=1.000 mm
Maximum value of SAR (interpolated) = 1.38 W/kg

Zoom Scan (8x8x7)/Cube 0: Measurement grid: dx=4mm, dy=4mm, dz=1.4mm
Reference Value = 0 V/m; Power Drift = -0.09 dB
Peak SAR (extrapolated) = 2.05 W/kg
SAR(1 g) = 0.593 W/kg; SAR(10 g) = 0.232 W/kg
Smallest distance from peaks to all points 3 dB below = 11.6 mm
Ratio of SAR at M2 to SAR at M1 = 65.2%
Maximum value of SAR (measured) = 1.28 W/kg

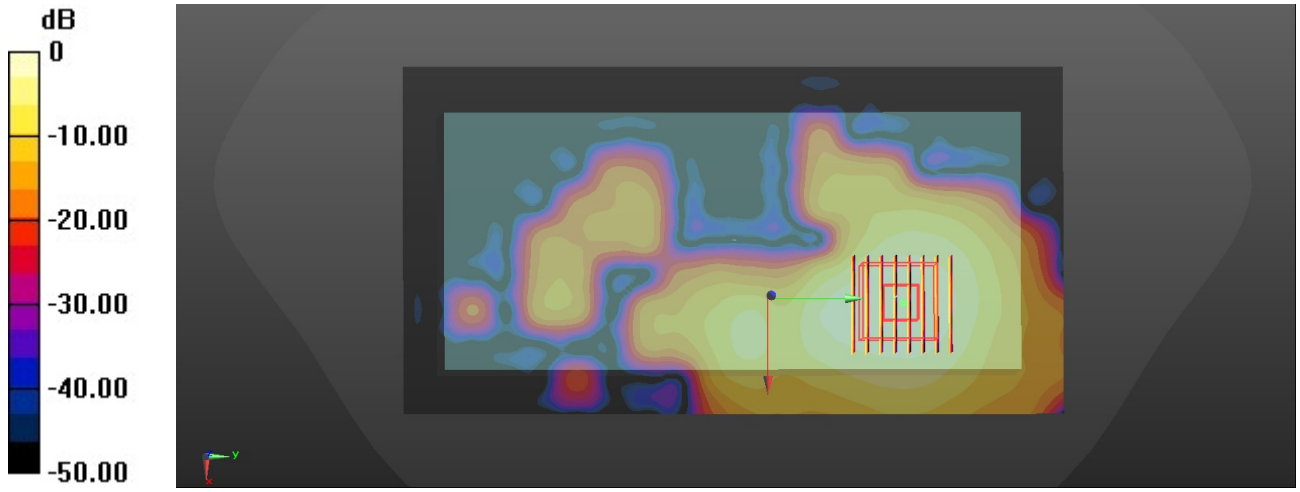

0 dB = 1.28 W/kg = 1.07 dBW/kg

Test Laboratory: Sporton International Inc. SAR/HAC Testing Lab Date: 2024/12/31

16_Bluetooth_DH5 1Mbps_Back_0mm_Ch0

Communication System: UID 0, Bluetooth (0); Frequency: 2402 MHz;Duty Cycle: 1:1
Medium: HSL_2450 Medium parameters used: f = 2402 MHz; σ = 1.787 S/m; ε_r = 40.292; ρ = 1000 kg/m^3
Ambient Temperature：23.5 ℃; Liquid Temperature：22.2 ℃

DASY5 Configuration:
- Probe: EX3DV4 - SN7641; ConvF(7.81, 7.71, 7.62); Calibrated: 2024/6/3
- Sensor-Surface: 1.4mm (Mechanical Surface Detection)
- Electronics: DAE4 Sn715; Calibrated: 2024/1/25
- Phantom: Twin-SAM V8.0 (Right); Type: QD 000 P41 AA; Serial: 2033
- Measurement SW: DASY52, Version 52.10 (4); SEMCAD X Version 14.6.14 (7483)

Area Scan (91x161x1): Interpolated grid: dx=1.200 mm, dy=1.200 mm
Maximum value of SAR (interpolated) = 0.0625 W/kg

Zoom Scan (7x7x7)/Cube 0: Measurement grid: dx=5mm, dy=5mm, dz=5mm
Reference Value = 0 V/m; Power Drift = 0.03 dB
Peak SAR (extrapolated) = 0.0700 W/kg
SAR(1 g) = 0.033 W/kg; SAR(10 g) = 0.014 W/kg
Smallest distance from peaks to all points 3 dB below: Larger than measurement grid
Ratio of SAR at M2 to SAR at M1 = 48.5%
Maximum value of SAR (measured) = 0.0531 W/kg

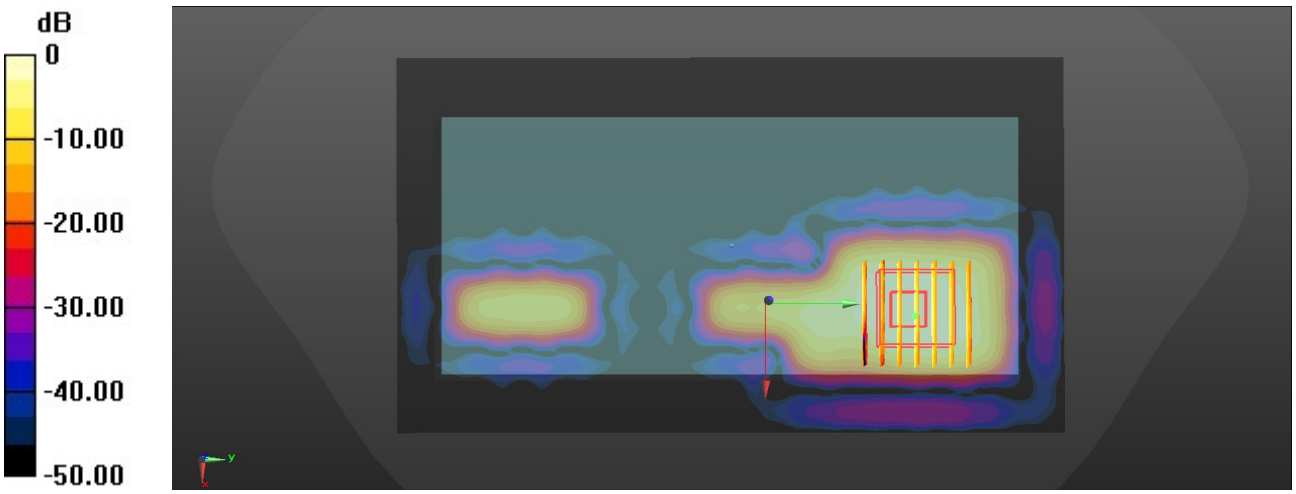

0 dB = 0.0531 W/kg = -12.75 dBW/kg

Test Laboratory: Sporton International Inc. SAR/HAC Testing Lab Date: 2024/12/31

17_WLAN2.4GHz_802.11b 1Mbps_Back_0mm_Ch6

Communication System: UID 0, WIFI (0); Frequency: 2437 MHz;Duty Cycle: 1:1
Medium: HSL_2450 Medium parameters used: f = 2437 MHz; σ = 1.813 S/m; ε_r = 40.248; ρ = 1000 kg/m^3
Ambient Temperature：23.5 ℃; Liquid Temperature：22.2 ℃

DASY5 Configuration:
- Probe: EX3DV4 - SN7641; ConvF(7.81, 7.71, 7.62); Calibrated: 2024/6/3
- Sensor-Surface: 1.4mm (Mechanical Surface Detection)
- Electronics: DAE4 Sn715; Calibrated: 2024/1/25
- Phantom: Twin-SAM V8.0 (Right); Type: QD 000 P41 AA; Serial: 2033
- Measurement SW: DASY52, Version 52.10 (4); SEMCAD X Version 14.6.14 (7483)

Area Scan (91x161x1): Interpolated grid: dx=1.200 mm, dy=1.200 mm
Maximum value of SAR (interpolated) = 0.611 W/kg

Zoom Scan (7x7x7)/Cube 0: Measurement grid: dx=5mm, dy=5mm, dz=5mm
Reference Value = 4.202 V/m; Power Drift = 0.07 dB
Peak SAR (extrapolated) = 0.815 W/kg
SAR(1 g) = 0.391 W/kg; SAR(10 g) = 0.176 W/kg
Smallest distance from peaks to all points 3 dB below = 7.6 mm
Ratio of SAR at M2 to SAR at M1 = 48.5%
Maximum value of SAR (measured) = 0.656 W/kg

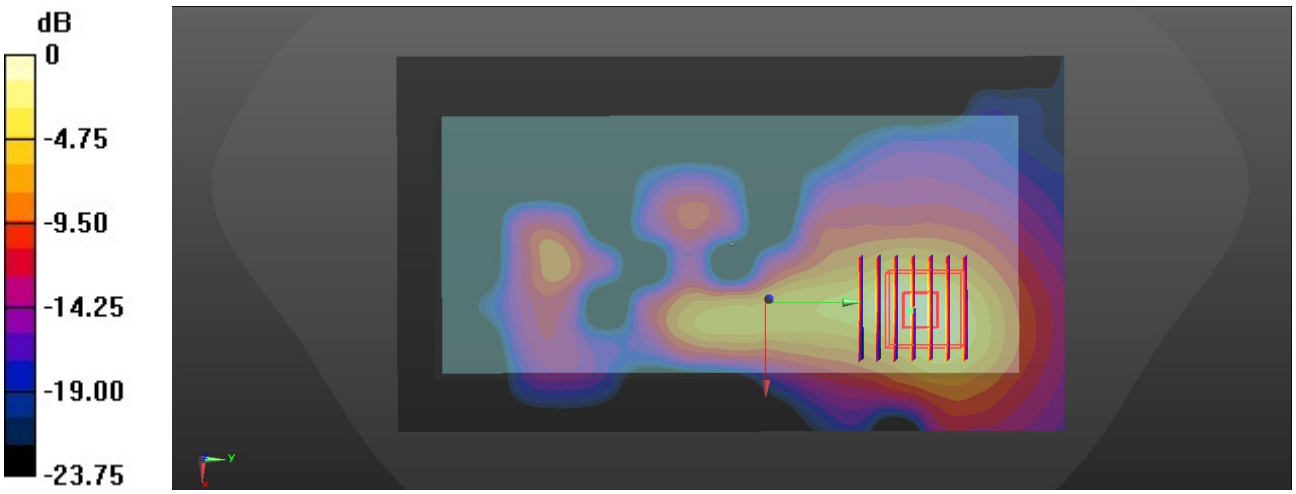

0 dB = 0.656 W/kg = -1.83 dBW/kg

Test Laboratory: Sporton International Inc. SAR/HAC Testing Lab Date: 2025/1/2

18_WLAN5GHz_802.11n-HT40 MCS0_Back_0mm_Ch54

Communication System: UID 0, WIFI (0); Frequency: 5270 MHz;Duty Cycle: 1:1
Medium: HSL_5250 Medium parameters used: f = 5270 MHz; σ = 4.516 S/m; ε_r = 36.355; ρ = 1000 kg/m^3
Ambient Temperature：23.7 ℃; Liquid Temperature：22.4 ℃

DASY5 Configuration:
- Probe: EX3DV4 - SN7641; ConvF(6.15, 6.08, 6.01); Calibrated: 2024/6/3
- Sensor-Surface: 1.4mm (Mechanical Surface Detection)
- Electronics: DAE4 Sn715; Calibrated: 2024/1/25
- Phantom: Twin-SAM V8.0 (Right); Type: QD 000 P41 AA; Serial: 2033
- Measurement SW: DASY52, Version 52.10 (4); SEMCAD X Version 14.6.14 (7483)

Area Scan (101x191x1): Interpolated grid: dx=1.000 mm, dy=1.000 mm
Maximum value of SAR (interpolated) = 2.74 W/kg

Zoom Scan (8x8x7)/Cube 0: Measurement grid: dx=4mm, dy=4mm, dz=1.4mm
Reference Value = 5.045 V/m; Power Drift = 0.19 dB
Peak SAR (extrapolated) = 4.79 W/kg
SAR(1 g) = 1.29 W/kg; SAR(10 g) = 0.453 W/kg
Smallest distance from peaks to all points 3 dB below = 8.8 mm
Ratio of SAR at M2 to SAR at M1 = 64.8%
Maximum value of SAR (measured) = 2.99 W/kg

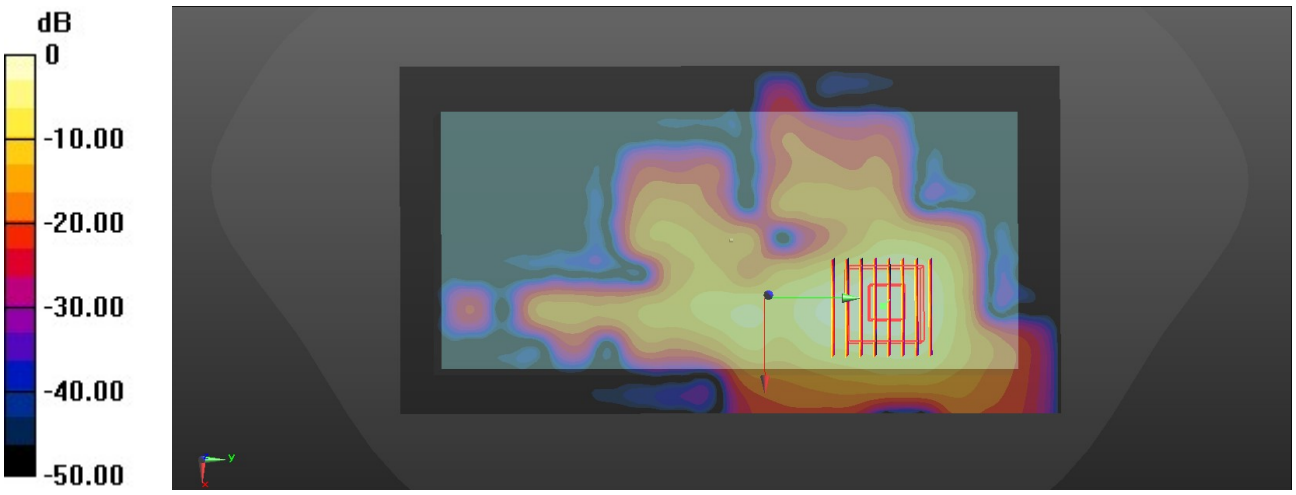

0 dB = 2.99 W/kg = 4.76 dBW/kg