01_Bluetooth_DH5 1Mbps_On the Front of the Face_Ch39

Device Under Test Properties

Model, Manufacturer	Dimensions [mm]	IMEI	DUT Type
Device,	158.2 x 77.9 x 8.0		Other

Exposure Conditions

Phantom Section, TSL	Position, Test Distance [mm]	Band	Group, UID	Frequency [MHz], Channel Number	Conversion Factor	TSL Conductivity [S/m]	TSL Permittivity
Headstand, HSL	DEFAULT, 0.00	ISM 2.4 GHz Band	Bluetooth, 10032-CAA	2441.0, 39	7.81	1.82	39.4

Hardware Setup

Phantom	TSL, Measured Date	Probe, Calibration Date	DAE, Calibration Date
SAM-HeadStand V10.0 - 1024	HBBL-600-10000 , --	EX3DV4 - SN7641, 2024-06-03	DAE4 Sn1210, 2024-12-17

Scans Setup

	FastVolume Scan	Zoom Scan
Grid Extents [mm]	179.9 x 106.8	30.0 x 30.0 x 30.0
Grid Steps [mm]	10.0 x 10.0	5.0 x 5.0 x 1.5
Sensor Surface [mm]	3.0	3.0
Graded Grid	n/a	Yes
Grading Ratio	n/a	1.5
Scan Method	Measured	Measured

Measurement Results

	FastVolume Scan	Zoom Scan
Date	2025-05-17, 12:32	2025-05-17, 12:40
psSAR1g [W/Kg]	0.044	0.040
psSAR10g [W/Kg]	0.019	0.018
Power Drift [dB]	0.02	0.02

SAR Pattern


Interpolated SAR [W/kg]
0.1
0
1g IEEE/IEC62704-1 Avg.SAR on surface
[dB(0.063W/kg)]
0
-20
H
R

02_WLAN2.4GHz_802.11b 1Mbps_On the Front of the Face_Ch1

Device Under Test Properties

Model, Manufacturer	Dimensions [mm]	IMEI	DUT Type
Device,	158.2 x 77.9 x 8.0		Other

Exposure Conditions

Phantom Section, TSL	Position, Test Distance [mm]	Band	Group, UID	Frequency [MHz], Channel Number	Conversion Factor	TSL Conductivity [S/m]	TSL Permittivity
Headstand, HSL	DEFAULT, 0.00	WLAN 2.4GHz	WLAN, 10012-CAB	2412.0, 1	7.81	1.78	40.2

Hardware Setup

Phantom	TSL, Measured Date	Probe, Calibration Date	DAE, Calibration Date
SAM-HeadStand V10.0 - 1024	HBBL-600-10000 , --	EX3DV4 - SN7641, 2024-06-03	DAE4 Sn1210, 2024-12-17

Scans Setup

	FastVolume Scan	Zoom Scan
Grid Extents [mm]	146.7 x 96.9	30.0 x 30.0 x 30.0
Grid Steps [mm]	10.0 x 10.0	5.0 x 5.0 x 1.5
Sensor Surface [mm]	3.0	3.0
Graded Grid	n/a	Yes
Grading Ratio	n/a	1.5
Scan Method	Measured	Measured

Measurement Results

	FastVolume Scan	Zoom Scan
Date	2025-05-17, 08:26	2025-05-17, 08:34
psSAR1g [W/Kg]	0.237	0.208
psSAR10g [W/Kg]	0.108	0.092
Power Drift [dB]	-0.07	-0.05

SAR Pattern


Interpolated SAR [W/kg]
0.414
0
1g IEEE/IEC62704-1 Avg.SAR on surface
[dB(0.273W/kg)]
0
-20
H
R

03_WLAN5GHz_802.11ac-VHT160 MCS0_On the Front of the Face_Ch114

Device Under Test Properties

Model, Manufacturer	Dimensions [mm]	IMEI	DUT Type
Device,	158.2 x 77.9 x 8.0		Other

Exposure Conditions

Phantom Section, TSL	Position, Test Distance [mm]	Band	Group, UID	Frequency [MHz], Channel Number	Conversion Factor	TSL Conductivity [S/m]	TSL Permittivity
Headstand, HSL	DEFAULT, 0.00	WLAN 5GHz	WLAN, 10554-AAD	5570.0, 114	5.5	5.02	35.5

Hardware Setup

Phantom	TSL, Measured Date	Probe, Calibration Date	DAE, Calibration Date
SAM-HeadStand V10.0 - 1024	HBBL-600-10000 , --	EX3DV4 - SN7641, 2024-06-03	DAE4 Sn1210, 2024-12-17

Scans Setup

	FastVolume Scan	Zoom Scan
Grid Extents [mm]	146.7 x 96.9	22.0 x 22.0 x 22.0
Grid Steps [mm]	5.0 x 5.0	4.0 x 4.0 x 1.4
Sensor Surface [mm]	3.0	3.0
Graded Grid	n/a	Yes
Grading Ratio	n/a	1.4
Scan Method	Measured	Measured

Measurement Results

	FastVolume Scan	Zoom Scan
Date	2025-05-18, 10:15	2025-05-18, 10:24
psSAR1g [W/Kg]	0.474	0.398
psSAR10g [W/Kg]	0.151	0.130
Power Drift [dB]	-0.07	0.08

SAR Pattern


Interpolated SAR [W/kg]
1.31
0
1g IEEE/IEC62704-1 Avg.SAR on surface
[dB(0.556W/kg)]
0
-20

04_Bluetooth_DH5 1Mbps_On of the head_Ch39

Device Under Test Properties

Model, Manufacturer	Dimensions [mm]	IMEI	DUT Type
Device,	158.2 x 77.9 x 8.0		Other

Exposure Conditions

Phantom Section, TSL	Position, Test Distance [mm]	Band	Group, UID	Frequency [MHz], Channel Number	Conversion Factor	TSL Conductivity [S/m]	TSL Permittivity
Headstand, HSL	DEFAULT, 0.00	ISM 2.4 GHz Band	Bluetooth, 10030-CAA	2441.0, 39	7.81	1.82	39.4

Hardware Setup

Phantom	TSL, Measured Date	Probe, Calibration Date	DAE, Calibration Date
SAM-HeadStand V10.0 - 1024	HBBL-600-10000 , --	EX3DV4 - SN7641, 2024-06-03	DAE4 Sn1210, 2024-12-17

Scans Setup

	FastVolume Scan	Zoom Scan
Grid Extents [mm]	162.5 x 98.7	30.0 x 30.0 x 30.0
Grid Steps [mm]	10.0 x 10.0	5.0 x 5.0 x 1.5
Sensor Surface [mm]	3.0	3.0
Graded Grid	n/a	Yes
Grading Ratio	n/a	1.5
Scan Method	Measured	Measured

Measurement Results

	FastVolume Scan	Zoom Scan
Date	2025-05-17, 17:27	2025-05-17, 17:35
psSAR1g [W/Kg]	0.044	0.043
psSAR10g [W/Kg]	0.021	0.020
Power Drift [dB]	-0.02	0.07

SAR Pattern


Interpolated SAR [W/kg]
0.1
0
1g IEEE/IEC62704-1 Avg.SAR on surface
[dB(0.06W/kg)]
0
-20

05_WLAN2.4GHz_802.11b 1Mbps_On of the head_Ch1

Device Under Test Properties

Model, Manufacturer	Dimensions [mm]	IMEI	DUT Type
Device,	158.2 x 77.9 x 8.0		Other

Exposure Conditions

Phantom Section, TSL	Position, Test Distance [mm]	Band	Group, UID	Frequency [MHz], Channel Number	Conversion Factor	TSL Conductivity [S/m]	TSL Permittivity
Headstand, HSL	DEFAULT, 0.00	WLAN 2.4GHz	WLAN, 10012-CAB	2412.0, 1	7.81	1.78	40.2

Hardware Setup

Phantom	TSL, Measured Date	Probe, Calibration Date	DAE, Calibration Date
SAM-HeadStand V10.0 - 1024	HBBL-600-10000 , --	EX3DV4 - SN7641, 2024-06-03	DAE4 Sn1210, 2024-12-17

Scans Setup

	FastVolume Scan	Zoom Scan
Grid Extents [mm]	162.5 x 98.7	30.0 x 30.0 x 30.0
Grid Steps [mm]	10.0 x 10.0	5.0 x 5.0 x 1.5
Sensor Surface [mm]	3.0	3.0
Graded Grid	n/a	Yes
Grading Ratio	n/a	1.5
Scan Method	Measured	Measured

Measurement Results

	FastVolume Scan	Zoom Scan
Date	2025-05-17, 16:31	2025-05-17, 16:39
psSAR1g [W/Kg]	0.220	0.232
psSAR10g [W/Kg]	0.099	0.114
Power Drift [dB]	-0.13	0.01

SAR Pattern

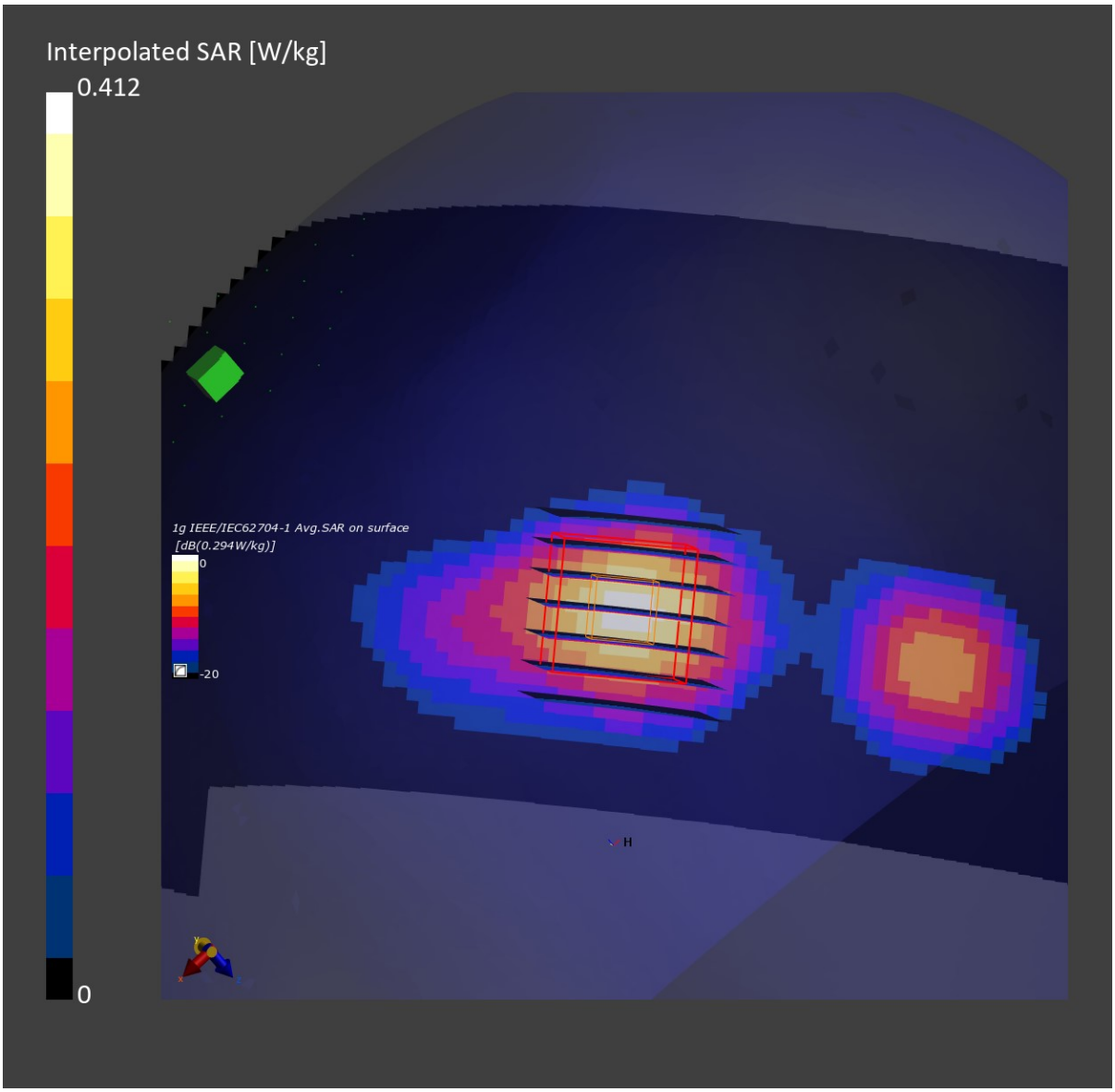
Interpolated SAR [W/kg]
0.412
0
1g IEEE/IEC62704-1 Avg.SAR on surface
[dB(0.294W/kg)]
0
-20
H

06_WLAN5GHz_802.11ac-VHT160 MCS0_On of the head_Ch114

Device Under Test Properties

Model, Manufacturer	Dimensions [mm]	IMEI	DUT Type
Device,	158.2 x 77.9 x 8.0		Other

Exposure Conditions

Phantom Section, TSL	Position, Test Distance [mm]	Band	Group, UID	Frequency [MHz], Channel Number	Conversion Factor	TSL Conductivity [S/m]	TSL Permittivity
Headstand, HSL	DEFAULT, 0.00	WLAN 5GHz	WLAN, 10554-AAD	5570.0, 114	5.5	5.02	35.5

Hardware Setup

Phantom	TSL, Measured Date	Probe, Calibration Date	DAE, Calibration Date
SAM-HeadStand V10.0 - 1024	HBBL-600-10000 , --	EX3DV4 - SN7641, 2024-06-03	DAE4 Sn1210, 2024-12-17

Scans Setup

	FastVolume Scan	Zoom Scan
Grid Extents [mm]	162.5 x 98.7	22.0 x 22.0 x 22.0
Grid Steps [mm]	5.0 x 5.0	4.0 x 4.0 x 1.4
Sensor Surface [mm]	3.0	3.0
Graded Grid	n/a	Yes
Grading Ratio	n/a	1.4
Scan Method	Measured	Measured

Measurement Results

	FastVolume Scan	Zoom Scan
Date	2025-05-19, 15:16	2025-05-19, 15:26
psSAR1g [W/Kg]	0.281	0.237
psSAR10g [W/Kg]	0.083	0.069
Power Drift [dB]	0.05	-0.08

SAR Pattern

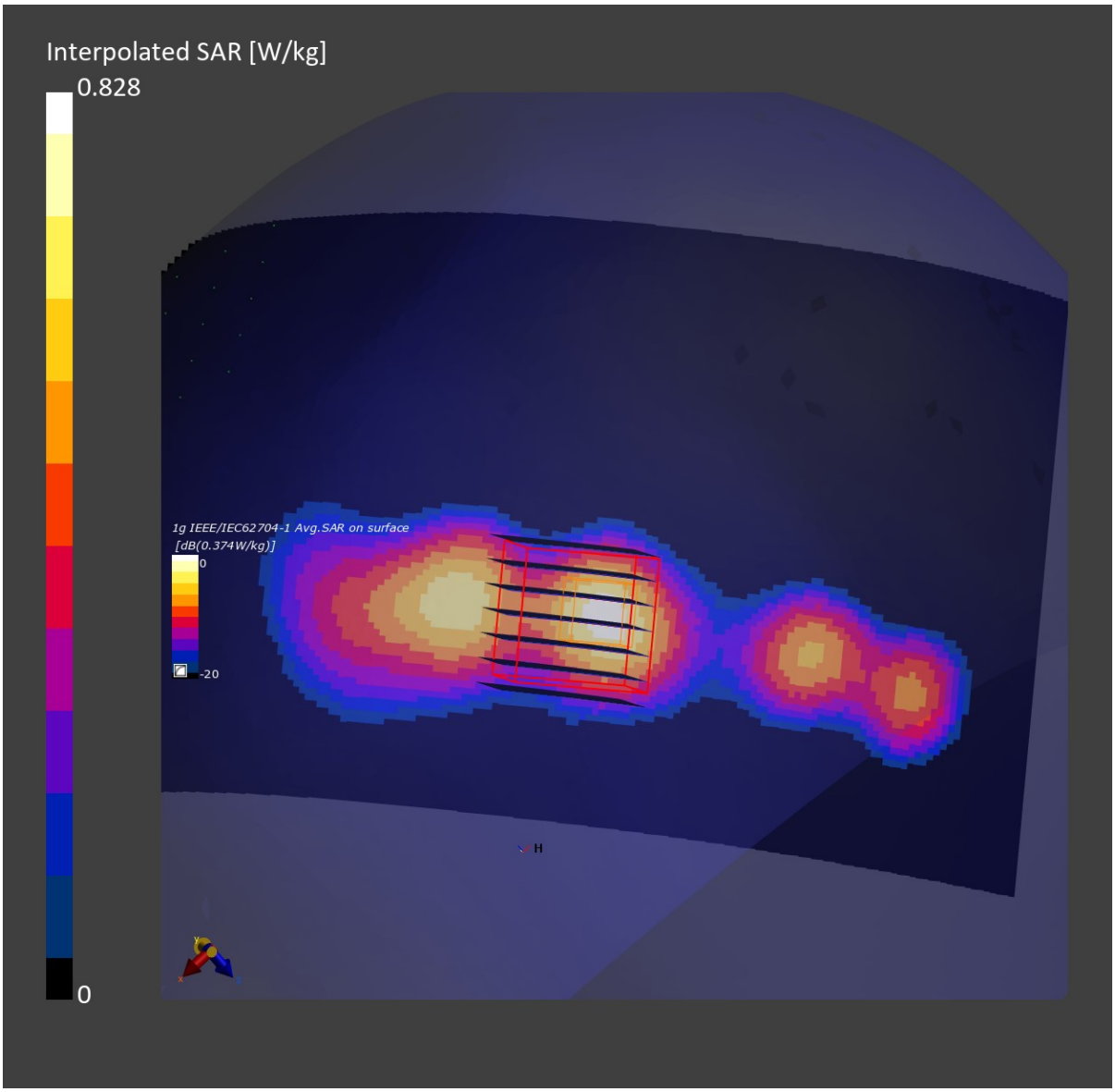
Interpolated SAR [W/kg]
0.828
0
1g IEEE/IEC62704-1 Avg.SAR on surface
[dB(0.374W/kg)]
0
-20
H

Test Laboratory: Sporton International Inc. SAR/HAC Testing Lab Date: 2025/5/17

07_Bluetooth_DH5 1Mbps_Left Temple Arm Outer Edge Touching Phantom_0mm_Ch39

Communication System: UID 0, Bluetooth(0); Frequency: 2441 MHz;Duty Cycle: 1:1
Medium: HSL_2450 Medium parameters used: f = 2441 MHz; σ = 1.82 S/m; ε_r = 40.371; ρ = 1000 kg/m^3
Ambient Temperature：23.5 ℃; Liquid Temperature：22.4 ℃

DASY5 Configuration:
- Probe: EX3DV4 - SN7641; ConvF(7.81, 7.71, 7.62); Calibrated: 2024/6/3
- Sensor-Surface: 1.4mm (Mechanical Surface Detection)
- Electronics: DAE4 Sn1210; Calibrated: 2024/12/17
- Phantom: Twin-SAM V8.0 (Right); Type: QD 000 P41 AA; Serial: 2033
- Measurement SW: DASY52, Version 52.10 (4); SEMCAD X Version 14.6.14 (7483)

Area Scan (71x151x1): Interpolated grid: dx=1.200 mm, dy=1.200 mm
Maximum value of SAR (interpolated) = 0.189 W/kg

Zoom Scan (7x7x7)/Cube 0: Measurement grid: dx=5mm, dy=5mm, dz=5mm
Reference Value = 8.936 V/m; Power Drift = -0.02 dB
Peak SAR (extrapolated) = 0.287 W/kg
SAR(1 g) = 0.110 W/kg; SAR(10 g) = 0.039 W/kg
Smallest distance from peaks to all points 3 dB below = 5.4 mm
Ratio of SAR at M2 to SAR at M1 = 40.9%
Maximum value of SAR (measured) = 0.212 W/kg

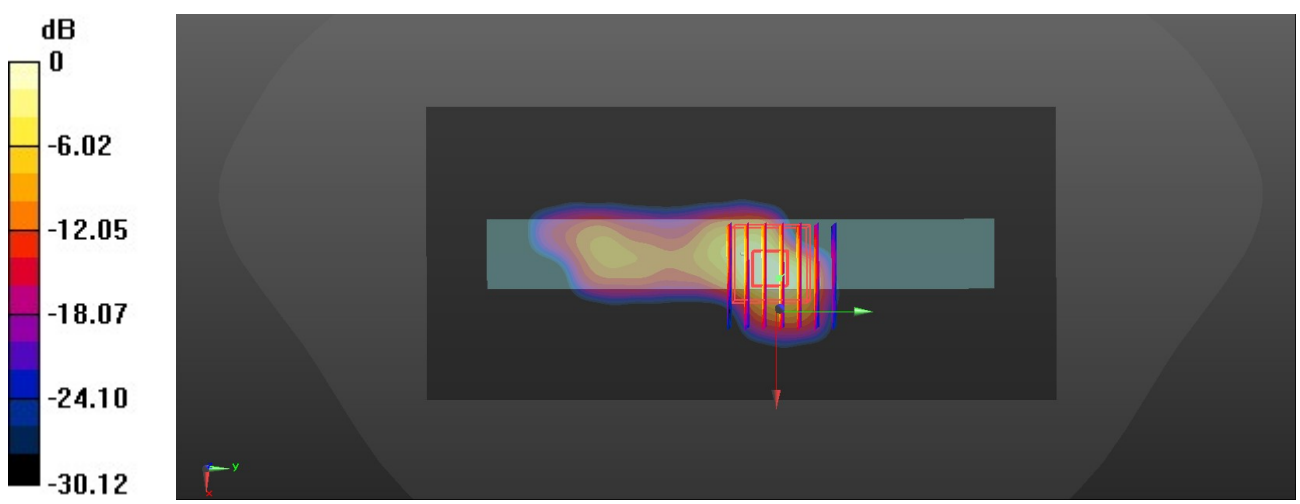

0 dB = 0.189 W/kg = -7.23 dBW/kg

Test Laboratory: Sporton International Inc. SAR/HAC Testing Lab Date: 2025/5/17

08_WLAN2.4GHz_802.11b 1Mbps_Left Temple Arm Outer Edge Touching Phantom_0mm_Ch1

Communication System: UID 0, WIFI (0); Frequency: 2412 MHz;Duty Cycle: 1:1
Medium: HSL_2450 Medium parameters used: f = 2412 MHz; σ = 1.794 S/m; ε_r = 40.283; ρ = 1000 kg/m^3
Ambient Temperature：23.5 ℃; Liquid Temperature：22.4 ℃

DASY5 Configuration:
- Probe: EX3DV4 - SN7641; ConvF(7.81, 7.71, 7.62); Calibrated: 2024/6/3
- Sensor-Surface: 1.4mm (Mechanical Surface Detection)
- Electronics: DAE4 Sn1210; Calibrated: 2024/12/17
- Phantom: Twin-SAM V8.0 (Right); Type: QD 000 P41 AA; Serial: 2033
- Measurement SW: DASY52, Version 52.10 (4); SEMCAD X Version 14.6.14 (7483)

Area Scan (41x61x1): Interpolated grid: dx=1.200 mm, dy=1.200 mm
Maximum value of SAR (interpolated) = 1.71 W/kg

Zoom Scan (5x5x7)/Cube 0: Measurement grid: dx=5mm, dy=5mm, dz=5mm
Reference Value = 14.05 V/m; Power Drift = 0.06 dB
Peak SAR (extrapolated) = 2.32 W/kg
SAR(1 g) = 0.874 W/kg; SAR(10 g) = 0.319 W/kg
Smallest distance from peaks to all points 3 dB below = 5.1 mm
Ratio of SAR at M2 to SAR at M1 = 38.2%
Maximum value of SAR (measured) = 1.75 W/kg

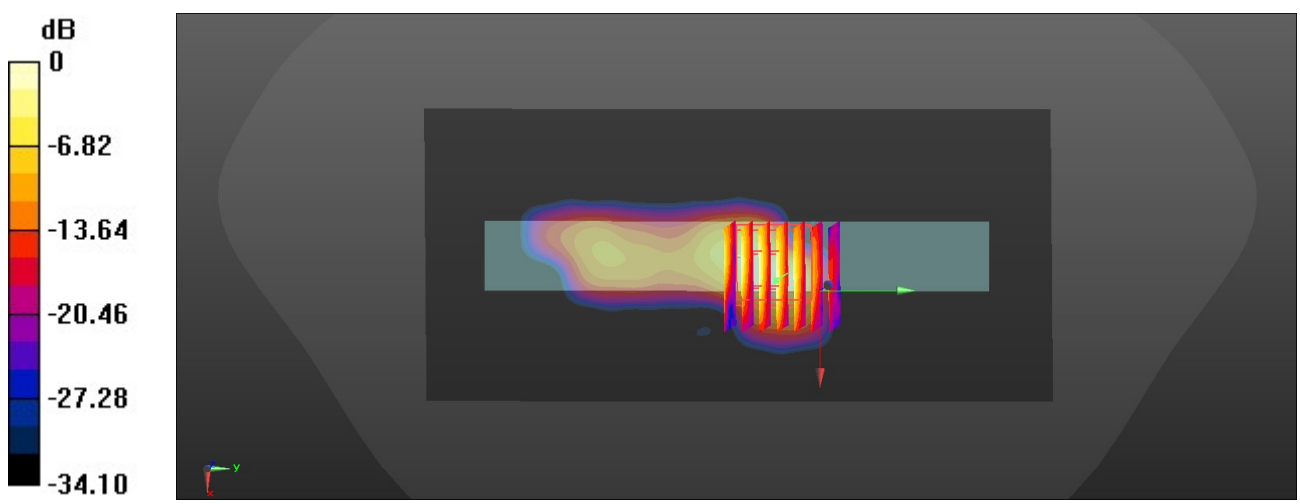

0 dB = 1.71 W/kg = 2.33 dBW/kg

Test Laboratory: Sporton International Inc. SAR/HAC Testing Lab Date: 2025/5/18

09_WLAN5GHz_802.11ac-VHT160 MCS0_Left Temple Arm Outer EdgeTouching Phantom_0mm_Ch50

Communication System: UID 0, WIFI (0); Frequency: 5250 MHz;Duty Cycle: 1:1
Medium: HSL_5250 Medium parameters used: f = 5250 MHz; σ = 4.699 S/m; ε_r = 36.046; ρ = 1000 kg/m^3
Ambient Temperature：23.7 ℃; Liquid Temperature：22.6 ℃

DASY5 Configuration:
- Probe: EX3DV4 - SN7641; ConvF(6.15, 6.08, 6.01); Calibrated: 2024/6/3
- Sensor-Surface: 1.4mm (Mechanical Surface Detection)
- Electronics: DAE4 Sn1210; Calibrated: 2024/12/17
- Phantom: Twin-SAM V8.0 (Right); Type: QD 000 P41 AA; Serial: 2033
- Measurement SW: DASY52, Version 52.10 (4); SEMCAD X Version 14.6.14 (7483)

Area Scan (51x181x1): Interpolated grid: dx=1.000 mm, dy=1.000 mm
Maximum value of SAR (interpolated) = 1.56 W/kg

Zoom Scan (9x9x7)/Cube 0: Measurement grid: dx=4mm, dy=4mm, dz=1.4mm
Reference Value = 11.62 V/m; Power Drift = 0.07 dB
Peak SAR (extrapolated) = 1.86 W/kg
SAR(1 g) = 0.383 W/kg; SAR(10 g) = 0.088 W/kg
Smallest distance from peaks to all points 3 dB below = 4.1 mm
Ratio of SAR at M2 to SAR at M1 = 55.2%
Maximum value of SAR (measured) = 1.06 W/kg

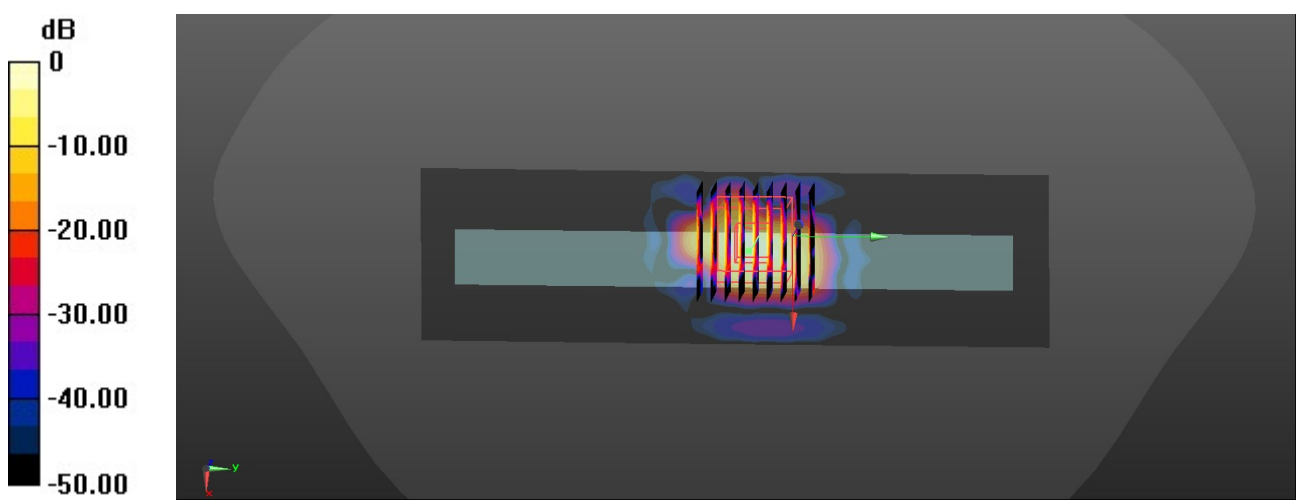

0 dB = 1.56 W/kg = 1.93 dBW/kg

Test Laboratory: Sporton International Inc. SAR/HAC Testing Lab Date: 2025/5/17

10_Bluetooth_DH5 1Mbps_Left Lens Kept 5mm Distance from Phantom_5mm_Ch0

Communication System: UID 0, Bluetooth (0); Frequency: 2402 MHz;Duty Cycle: 1:1
Medium: HSL_2450 Medium parameters used: f = 2402 MHz; σ = 1.793 S/m; ε_r = 40.241; ρ = 1000 kg/m^3
Ambient Temperature：23.5 ℃; Liquid Temperature：22.4 ℃

DASY5 Configuration:
- Probe: EX3DV4 - SN7641; ConvF(7.81, 7.71, 7.62); Calibrated: 2024/6/3
- Sensor-Surface: 1.4mm (Mechanical Surface Detection)
- Electronics: DAE4 Sn1210; Calibrated: 2024/12/17
- Phantom: Twin-SAM V8.0 (Right); Type: QD 000 P41 AA; Serial: 2033
- Measurement SW: DASY52, Version 52.10 (4); SEMCAD X Version 14.6.14 (7483)

Area Scan (81x151x1): Interpolated grid: dx=1.200 mm, dy=1.200 mm
Maximum value of SAR (interpolated) = 0.0205 W/kg

Zoom Scan (8x8x7)/Cube 0: Measurement grid: dx=5mm, dy=5mm, dz=5mm
Reference Value = 0.3840 V/m; Power Drift = -0.09 dB
Peak SAR (extrapolated) = 0.0140 W/kg
SAR(1 g) = 0.005 W/kg; SAR(10 g) = 0.001 W/kg
Smallest distance from peaks to all points 3 dB below: Larger than measurement grid
Ratio of SAR at M2 to SAR at M1 = 44.2%
Maximum value of SAR (measured) = 0.0118 W/kg

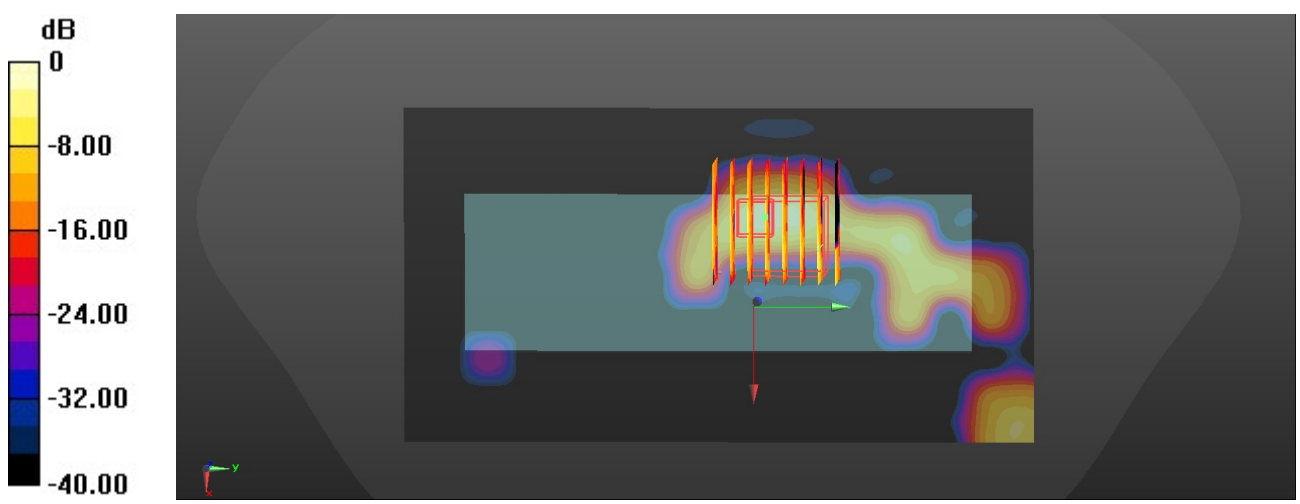

0 dB = 0.0205 W/kg = -16.88 dBW/kg

Test Laboratory: Sporton International Inc. SAR/HAC Testing Lab Date: 2025/5/17

11_WLAN2.4GHz_802.11b 1Mbps_Left Lens Kept 5mm Distance from Phantom_5mm_Ch6

Communication System: UID 0, WIFI (0); Frequency: 2437 MHz;Duty Cycle: 1:1
Medium: HSL_2450 Medium parameters used: f = 2437 MHz; σ = 1.823 S/m; ε_r = 40.375; ρ = 1000 kg/m^3
Ambient Temperature：23.5 ℃; Liquid Temperature：22.4 ℃

DASY5 Configuration:
- Probe: EX3DV4 - SN7641; ConvF(7.81, 7.71, 7.62); Calibrated: 2024/6/3
- Sensor-Surface: 1.4mm (Mechanical Surface Detection)
- Electronics: DAE4 Sn1210; Calibrated: 2024/12/17
- Phantom: Twin-SAM V8.0 (Right); Type: QD 000 P41 AA; Serial: 2033
- Measurement SW: DASY52, Version 52.10 (4); SEMCAD X Version 14.6.14 (7483)

Area Scan (81x151x1): Interpolated grid: dx=1.200 mm, dy=1.200 mm
Maximum value of SAR (interpolated) = 0.0483 W/kg

Zoom Scan (7x7x7)/Cube 0: Measurement grid: dx=5mm, dy=5mm, dz=5mm
Reference Value = 1.686 V/m; Power Drift = 0.02 dB
Peak SAR (extrapolated) = 0.0510 W/kg
SAR(1 g) = 0.024 W/kg; SAR(10 g) = 0.010 W/kg
Smallest distance from peaks to all points 3 dB below: Larger than measurement grid
Ratio of SAR at M2 to SAR at M1 = 50.9%
Maximum value of SAR (measured) = 0.0420 W/kg

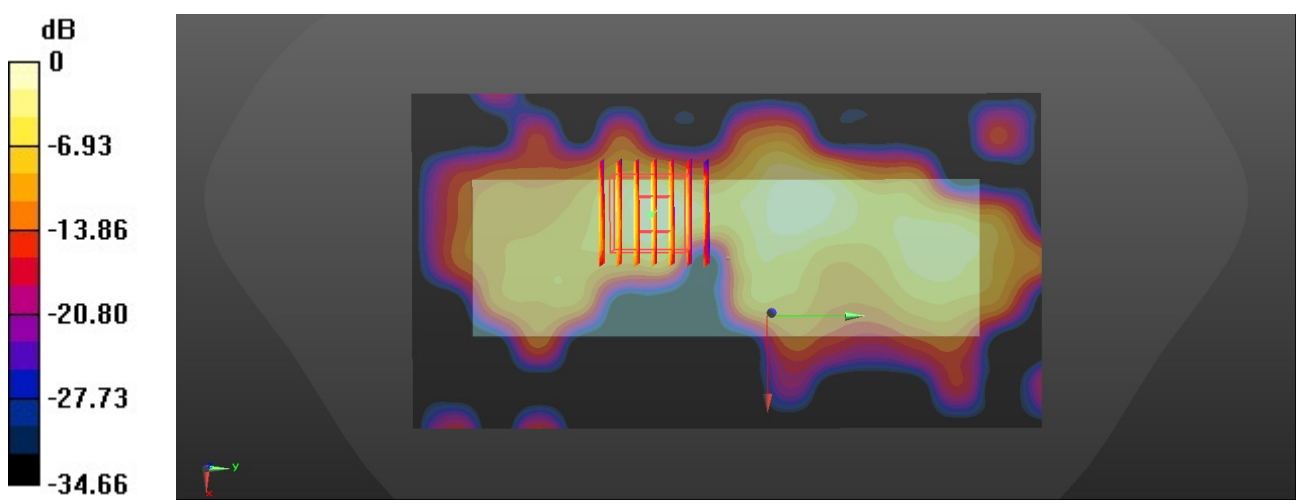

0 dB = 0.0483 W/kg = -13.16 dBW/kg

Test Laboratory: Sporton International Inc. SAR/HAC Testing Lab Date: 2025/5/19

12_WLAN5GHz_802.11ac-VHT80 MCS0_Left Lens Kept 5mm Distance fromPhantom_5mm_Ch155

Communication System: UID 0, WIFI (0); Frequency: 5775 MHz;Duty Cycle: 1:1
Medium: HSL_5800 Medium parameters used: f = 5775 MHz; σ = 5.02 S/m; ε_r = 35.651; ρ = 1000 kg/m^3
Ambient Temperature：23.8 ℃; Liquid Temperature：22.3 ℃

DASY5 Configuration:
- Probe: EX3DV4 - SN7641; ConvF(5.47, 5.41, 5.34); Calibrated: 2024/6/3
- Sensor-Surface: 1.4mm (Mechanical Surface Detection)
- Electronics: DAE4 Sn1210; Calibrated: 2024/12/17
- Phantom: Twin-SAM V8.0 (Right); Type: QD 000 P41 AA; Serial: 2033
- Measurement SW: DASY52, Version 52.10 (4); SEMCAD X Version 14.6.14 (7483)

Area Scan (71x181x1): Interpolated grid: dx=1.000 mm, dy=1.000 mm
Maximum value of SAR (interpolated) = 0.0983 W/kg

Zoom Scan (9x9x7)/Cube 0: Measurement grid: dx=4mm, dy=4mm, dz=1.4mm
Reference Value = 1.523 V/m; Power Drift = -0.07 dB
Peak SAR (extrapolated) = 0.155 W/kg
SAR(1 g) = 0.014 W/kg; SAR(10 g) = 0.005 W/kg
Smallest distance from peaks to all points 3 dB below: Larger than measurement grid
Ratio of SAR at M2 to SAR at M1 = 58.9%
Maximum value of SAR (measured) = 0.0442 W/kg

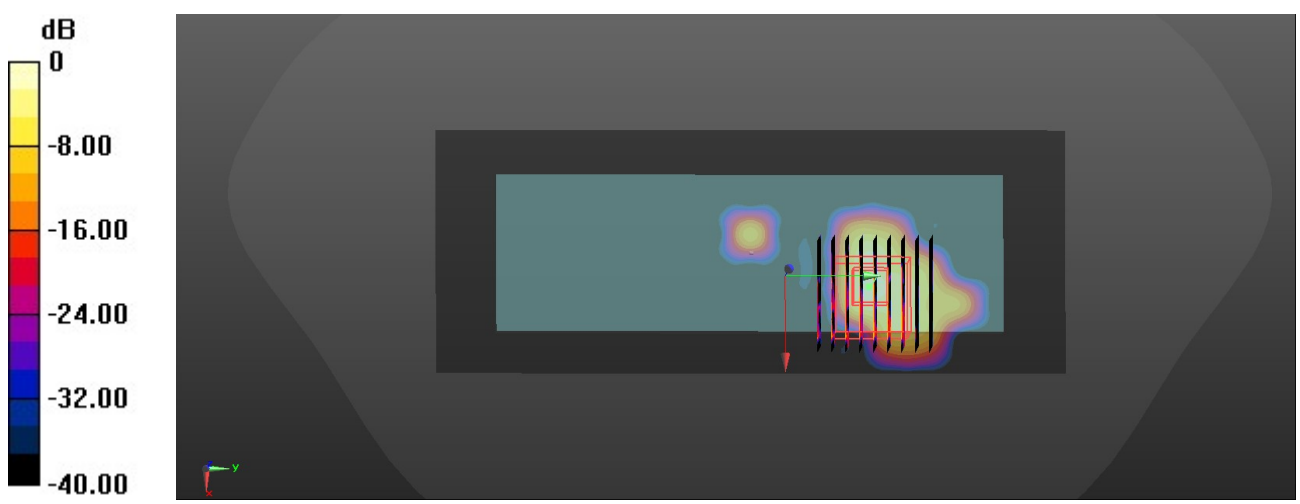

0 dB = 0.0983 W/kg = -10.07 dBW/kg

Test Laboratory: Sporton International Inc. SAR/HAC Testing Lab Date: 2025/5/17

13_Bluetooth_DH5 1Mbps_Bottom Edge Kept 5mm Distance from Phantom_5mm_Ch0

Communication System: UID 0, Bluetooth (0); Frequency: 2402 MHz;Duty Cycle: 1:1
Medium: HSL_2450 Medium parameters used: f = 2402 MHz; σ = 1.793 S/m; ε_r = 40.241; ρ = 1000 kg/m^3
Ambient Temperature：23.5 ℃; Liquid Temperature：22.4 ℃

DASY5 Configuration:
- Probe: EX3DV4 - SN7641; ConvF(7.81, 7.71, 7.62); Calibrated: 2024/6/3
- Sensor-Surface: 1.4mm (Mechanical Surface Detection)
- Electronics: DAE4 Sn1210; Calibrated: 2024/12/17
- Phantom: Twin-SAM V8.0 (Right); Type: QD 000 P41 AA; Serial: 2033
- Measurement SW: DASY52, Version 52.10 (4); SEMCAD X Version 14.6.14 (7483)

Area Scan (101x171x1): Interpolated grid: dx=1.200 mm, dy=1.200 mm
Maximum value of SAR (interpolated) = 0.0276 W/kg

Zoom Scan (7x7x7)/Cube 0: Measurement grid: dx=5mm, dy=5mm, dz=5mm
Reference Value = 1.842 V/m; Power Drift = 0.02 dB
Peak SAR (extrapolated) = 0.0120 W/kg
SAR(1 g) = 0.005 W/kg; SAR(10 g) = 0.001 W/kg
Smallest distance from peaks to all points 3 dB below: Larger than measurement grid
Ratio of SAR at M2 to SAR at M1 = 47.8%
Maximum value of SAR (measured) = 0.00922 W/kg

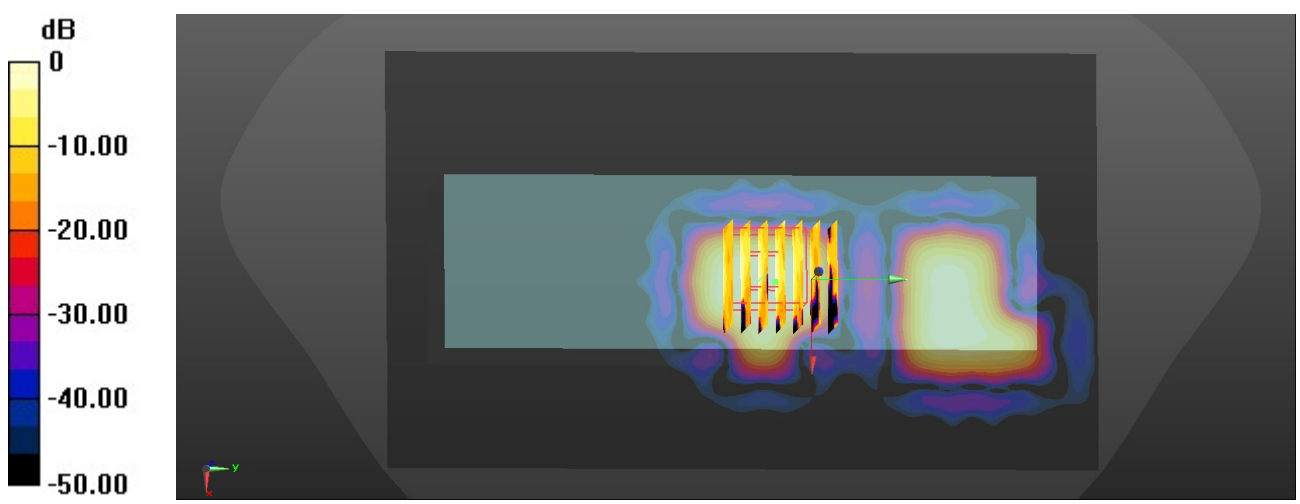

0 dB = 0.00922 W/kg = -20.35 dBW/kg

Test Laboratory: Sporton International Inc. SAR/HAC Testing Lab Date: 2025/5/17

14_WLAN2.4GHz_802.11b 1Mbps_Bottom Edge Kept 5mm Distance from Phantom_5mm_Ch6

Communication System: UID 0, WIFI (0); Frequency: 2437 MHz;Duty Cycle: 1:1
Medium: HSL_2450 Medium parameters used: f = 2437 MHz; σ = 1.823 S/m; ε_r = 40.375; ρ = 1000 kg/m^3
Ambient Temperature：23.5 ℃; Liquid Temperature：22.4 ℃

DASY5 Configuration:
- Probe: EX3DV4 - SN7641; ConvF(7.81, 7.71, 7.62); Calibrated: 2024/6/3
- Sensor-Surface: 1.4mm (Mechanical Surface Detection)
- Electronics: DAE4 Sn1210; Calibrated: 2024/12/17
- Phantom: Twin-SAM V8.0 (Right); Type: QD 000 P41 AA; Serial: 2033
- Measurement SW: DASY52, Version 52.10 (4); SEMCAD X Version 14.6.14 (7483)

Area Scan (61x161x1): Interpolated grid: dx=1.200 mm, dy=1.200 mm
Maximum value of SAR (interpolated) = 0.186 W/kg

Zoom Scan (7x7x7)/Cube 0: Measurement grid: dx=5mm, dy=5mm, dz=5mm
Reference Value = 7.235 V/m; Power Drift = 0.03 dB
Peak SAR (extrapolated) = 0.194 W/kg
SAR(1 g) = 0.108 W/kg; SAR(10 g) = 0.053 W/kg
Smallest distance from peaks to all points 3 dB below = 9.8 mm
Ratio of SAR at M2 to SAR at M1 = 58.5%
Maximum value of SAR (measured) = 0.167 W/kg

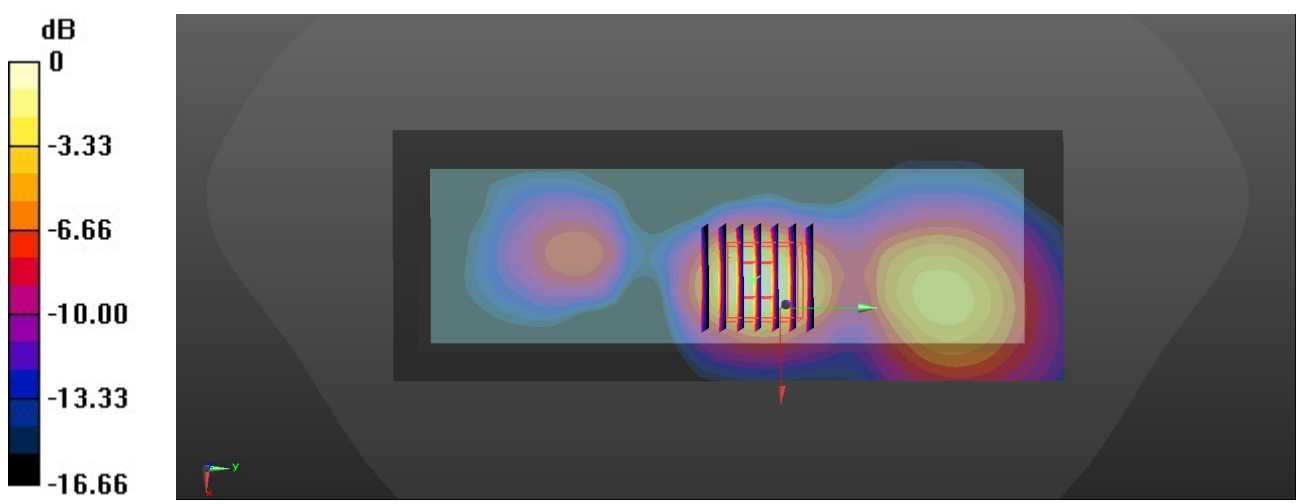

0 dB = 0.186 W/kg = -7.30 dBW/kg

Test Laboratory: Sporton International Inc. SAR/HAC Testing Lab Date: 2025/5/18

15_WLAN5GHz_802.11n-HT40 MCS0_Bottom Edge Kept 5mm Distance from Phantom_5mm_Ch54

Communication System: UID 0, WIFI (0); Frequency: 5270 MHz;Duty Cycle: 1:1
Medium: HSL_5250 Medium parameters used: f = 5270 MHz; σ = 4.542 S/m; ε_r = 35.746; ρ = 1000 kg/m^3
Ambient Temperature：23.7 ℃; Liquid Temperature：22.6 ℃

DASY5 Configuration:
- Probe: EX3DV4 - SN7641; ConvF(6.15, 6.08, 6.01); Calibrated: 2024/6/3
- Sensor-Surface: 1.4mm (Mechanical Surface Detection)
- Electronics: DAE4 Sn1210; Calibrated: 2024/12/17
- Phantom: Twin-SAM V8.0 (Right); Type: QD 000 P41 AA; Serial: 2033
- Measurement SW: DASY52, Version 52.10 (4); SEMCAD X Version 14.6.14 (7483)

Area Scan (121x201x1): Interpolated grid: dx=1.000 mm, dy=1.000 mm
Maximum value of SAR (interpolated) = 1.02 W/kg

Zoom Scan (8x8x7)/Cube 0: Measurement grid: dx=4mm, dy=4mm, dz=1.4mm
Reference Value = 1.982 V/m; Power Drift = 0.07 dB
Peak SAR (extrapolated) = 1.63 W/kg
SAR(1 g) = 0.472 W/kg; SAR(10 g) = 0.191 W/kg
Smallest distance from peaks to all points 3 dB below = 13.7 mm
Ratio of SAR at M2 to SAR at M1 = 65.7%
Maximum value of SAR (measured) = 1.04 W/kg

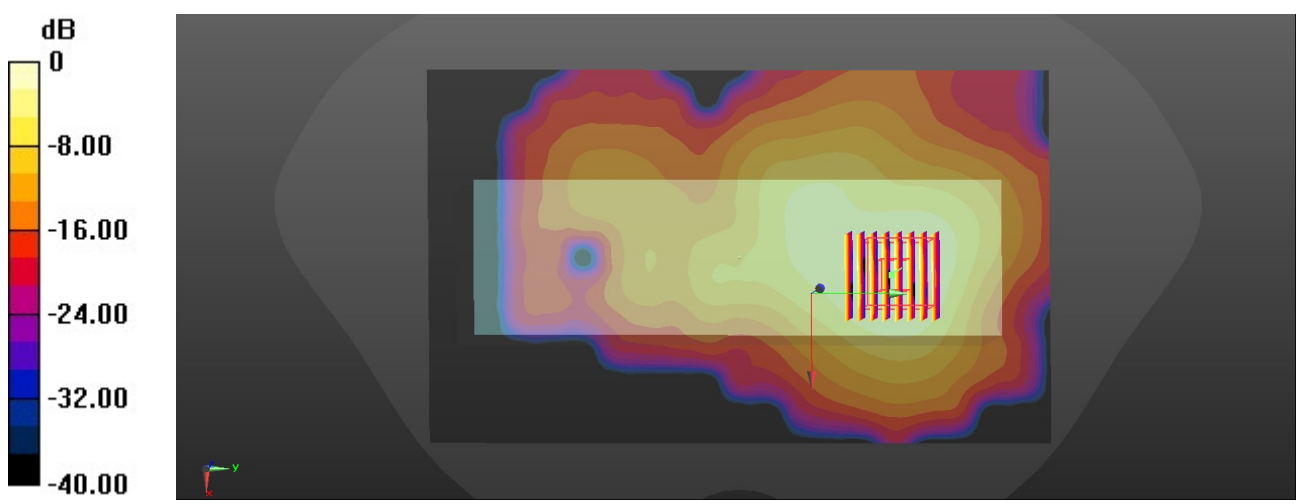

0 dB = 1.02 W/kg = 0.09 dBW/kg

Test Laboratory: Sporton International Inc. SAR/HAC Testing Lab Date: 2025/5/17

16_Bluetooth_DH5 1Mbps_Back_0mm_Ch0

Communication System: UID 0, Bluetooth (0); Frequency: 2402 MHz;Duty Cycle: 1:1
Medium: HSL_2450 Medium parameters used: f = 2402 MHz; σ = 1.793 S/m; ε_r = 40.241; ρ = 1000 kg/m^3
Ambient Temperature：23.5 ℃; Liquid Temperature：22.4 ℃

DASY5 Configuration:
- Probe: EX3DV4 - SN7641; ConvF(7.81, 7.71, 7.62); Calibrated: 2024/6/3
- Sensor-Surface: 1.4mm (Mechanical Surface Detection)
- Electronics: DAE4 Sn1210; Calibrated: 2024/12/17
- Phantom: Twin-SAM V8.0 (Right); Type: QD 000 P41 AA; Serial: 2033
- Measurement SW: DASY52, Version 52.10 (4); SEMCAD X Version 14.6.14 (7483)

Area Scan (101x171x1): Interpolated grid: dx=1.200 mm, dy=1.200 mm
Maximum value of SAR (interpolated) = 0.0449 W/kg

Zoom Scan (7x7x7)/Cube 0: Measurement grid: dx=5mm, dy=5mm, dz=5mm
Reference Value = 2.230 V/m; Power Drift = 0.03 dB
Peak SAR (extrapolated) = 0.0210 W/kg
SAR(1 g) = 0.011 W/kg; SAR(10 g) = 0.004 W/kg
Smallest distance from peaks to all points 3 dB below: Larger than measurement grid
Ratio of SAR at M2 to SAR at M1 = 50.4%
Maximum value of SAR (measured) = 0.0174 W/kg

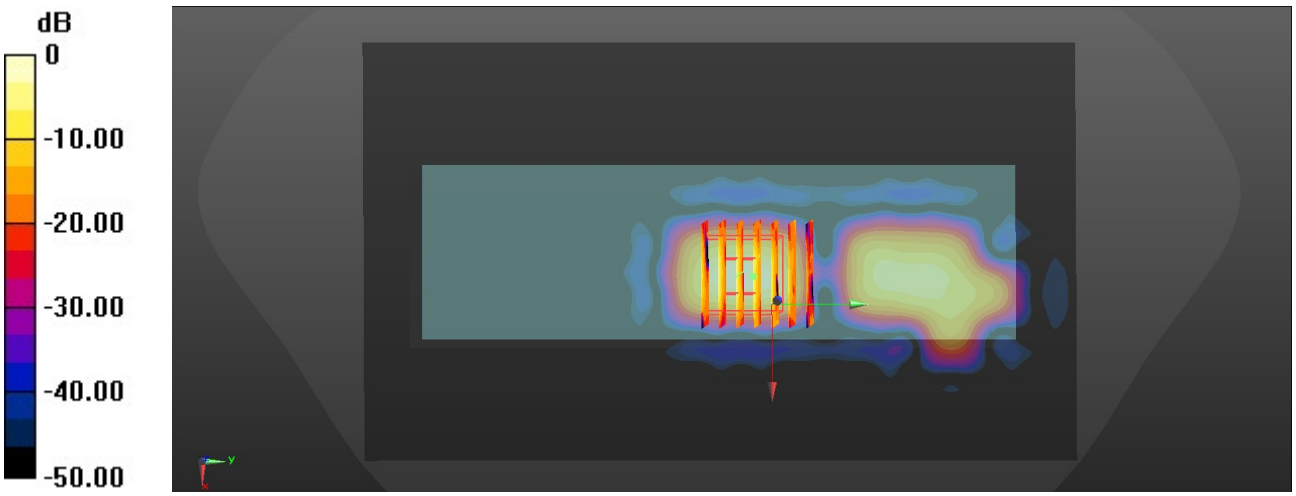

0 dB = 0.0449 W/kg = -13.48 dBW/kg

Test Laboratory: Sporton International Inc. SAR/HAC Testing Lab Date: 2025/5/17

17_WLAN2.4GHz_802.11b 1Mbps_Back_0mm_Ch6

Communication System: UID 0, WIFI (0); Frequency: 2437 MHz;Duty Cycle: 1:1
Medium: HSL_2450 Medium parameters used: f = 2437 MHz; σ = 1.823 S/m; ε_r = 40.375; ρ = 1000 kg/m^3
Ambient Temperature：23.5 ℃; Liquid Temperature：22.4 ℃

DASY5 Configuration:
- Probe: EX3DV4 - SN7641; ConvF(7.81, 7.71, 7.62); Calibrated: 2024/6/3
- Sensor-Surface: 1.4mm (Mechanical Surface Detection)
- Electronics: DAE4 Sn1210; Calibrated: 2024/12/17
- Phantom: Twin-SAM V8.0 (Right); Type: QD 000 P41 AA; Serial: 2033
- Measurement SW: DASY52, Version 52.10 (4); SEMCAD X Version 14.6.14 (7483)

Area Scan (61x161x1): Interpolated grid: dx=1.200 mm, dy=1.200 mm
Maximum value of SAR (interpolated) = 0.306 W/kg

Zoom Scan (7x7x7)/Cube 0: Measurement grid: dx=5mm, dy=5mm, dz=5mm
Reference Value = 9.659 V/m; Power Drift = 0.01 dB
Peak SAR (extrapolated) = 0.350 W/kg
SAR(1 g) = 0.183 W/kg; SAR(10 g) = 0.081 W/kg
Smallest distance from peaks to all points 3 dB below = 7.6 mm
Ratio of SAR at M2 to SAR at M1 = 56%
Maximum value of SAR (measured) = 0.300 W/kg



0 dB = 0.306 W/kg = -5.14 dBW/kg

Test Laboratory: Sporton International Inc. SAR/HAC Testing Lab Date: 2025/5/18

18_WLAN5GHz_802.11n-HT40 MCS0_Back_0mm_Ch54

Communication System: UID 0, WIFI (0); Frequency: 5270 MHz;Duty Cycle: 1:1
Medium: HSL_5250 Medium parameters used: f = 5270 MHz; σ = 4.542 S/m; ε_r = 35.746; ρ = 1000 kg/m^3
Ambient Temperature：23.7 ℃; Liquid Temperature：22.6 ℃

DASY5 Configuration:
- Probe: EX3DV4 - SN7641; ConvF(6.15, 6.08, 6.01); Calibrated: 2024/6/3
- Sensor-Surface: 1.4mm (Mechanical Surface Detection)
- Electronics: DAE4 Sn1210; Calibrated: 2024/12/17
- Phantom: Twin-SAM V8.0 (Right); Type: QD 000 P41 AA; Serial: 2033
- Measurement SW: DASY52, Version 52.10 (4); SEMCAD X Version 14.6.14 (7483)

Area Scan (121x201x1): Interpolated grid: dx=1.000 mm, dy=1.000 mm
Maximum value of SAR (interpolated) = 1.49 W/kg

Zoom Scan (8x8x7)/Cube 0: Measurement grid: dx=4mm, dy=4mm, dz=1.4mm
Reference Value = 1.257 V/m; Power Drift = 0.05 dB
Peak SAR (extrapolated) = 2.31 W/kg
SAR(1 g) = 0.664 W/kg; SAR(10 g) = 0.253 W/kg
Smallest distance from peaks to all points 3 dB below = 11.1 mm
Ratio of SAR at M2 to SAR at M1 = 65.8%
Maximum value of SAR (measured) = 1.47 W/kg

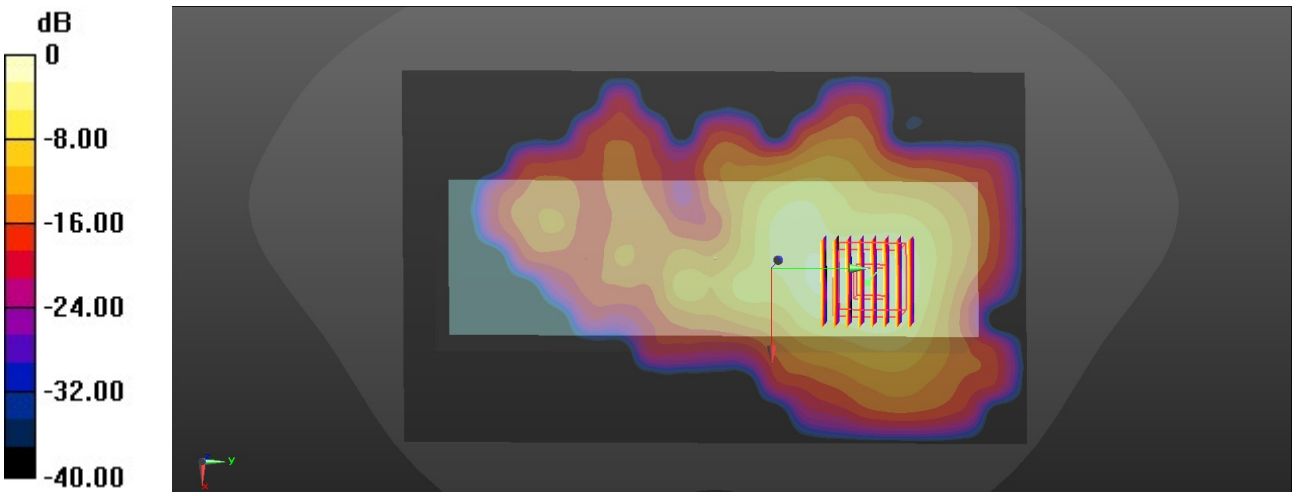

0 dB = 1.49 W/kg = 1.73 dBW/kg