01_Bluetooth_DH5 1Mbps_On the Front of the Face_Ch39

Device Under Test Properties

Model, Manufacturer	Dimensions [mm]	IMEI	DUT Type
Device,	158.2 x 77.9 x 8.0		Other

Exposure Conditions

Phantom Section, TSL	Position, Test Distance [mm]	Band	Group, UID	Frequency [MHz], Channel Number	Conversion Factor	TSL Conductivity [S/m]	TSL Permittivity
Headstand, HSL	DEFAULT, 0.00	ISM 2.4 GHz Band	Bluetooth, 10032-CAA	2441.0, 39	7.81	1.79	40.2

Hardware Setup

Phantom	TSL, Measured Date	Probe, Calibration Date	DAE, Calibration Date
SAM-HeadStand V10.0 - 1024	HBBL-600-10000 , --	EX3DV4 - SN7641, 2024-06-03	DAE4 Sn1210, 2024-12-17

Scans Setup

	FastVolume Scan	Zoom Scan
Grid Extents [mm]	176.3 x 135.0	30.0 x 30.0 x 30.0
Grid Steps [mm]	10.0 x 10.0	5.0 x 5.0 x 1.5
Sensor Surface [mm]	3.0	3.0
Graded Grid	n/a	Yes
Grading Ratio	n/a	1.5
Scan Method	Measured	Measured

Measurement Results

	FastVolume Scan	Zoom Scan
Date	2025-05-30, 08:18	2025-05-30, 08:30
psSAR1g [W/Kg]	0.056	0.040
psSAR10g [W/Kg]	0.027	0.016
Power Drift [dB]	0.03	-0.08

SAR Pattern


Interpolated SAR [W/kg]
0.1
0
1g IEEE/IEC62704-1 Avg.SAR on surface
[dB(0.0564W/kg)]
0
-20
D
R

02_WLAN2.4GHz_802.11b 1Mbps On the Front of the Face_Ch1

Device Under Test Properties

Model, Manufacturer	Dimensions [mm]	IMEI	DUT Type
Device,	158.2 x 77.9 x 8.0		Other

Exposure Conditions

Phantom Section, TSL	Position, Test Distance [mm]	Band	Group, UID	Frequency [MHz], Channel Number	Conversion Factor	TSL Conductivity [S/m]	TSL Permittivity
Headstand, HSL	DEFAULT, 0.00	WLAN 2.4GHz	WLAN, 10012-CAB	2412.0, 1	7.81	1.78	40.3

Hardware Setup

Phantom	TSL, Measured Date	Probe, Calibration Date	DAE, Calibration Date
SAM-HeadStand V10.0 - 1024	HBBL-600-10000 , --	EX3DV4 - SN7641, 2024-06-03	DAE4 Sn1210, 2024-12-17

Scans Setup

	FastVolume Scan	Zoom Scan
Grid Extents [mm]	163.0 x 133.5	30.0 x 30.0 x 30.0
Grid Steps [mm]	10.0 x 10.0	5.0 x 5.0 x 1.5
Sensor Surface [mm]	3.0	3.0
Graded Grid	n/a	Yes
Grading Ratio	n/a	1.5
Scan Method	Measured	Measured

Measurement Results

	FastVolume Scan	Zoom Scan
Date	2025-05-30, 23:06	2025-05-30, 23:15
psSAR1g [W/Kg]	0.354	0.420
psSAR10g [W/Kg]	0.149	0.186
Power Drift [dB]	0.07	0.09

SAR Pattern

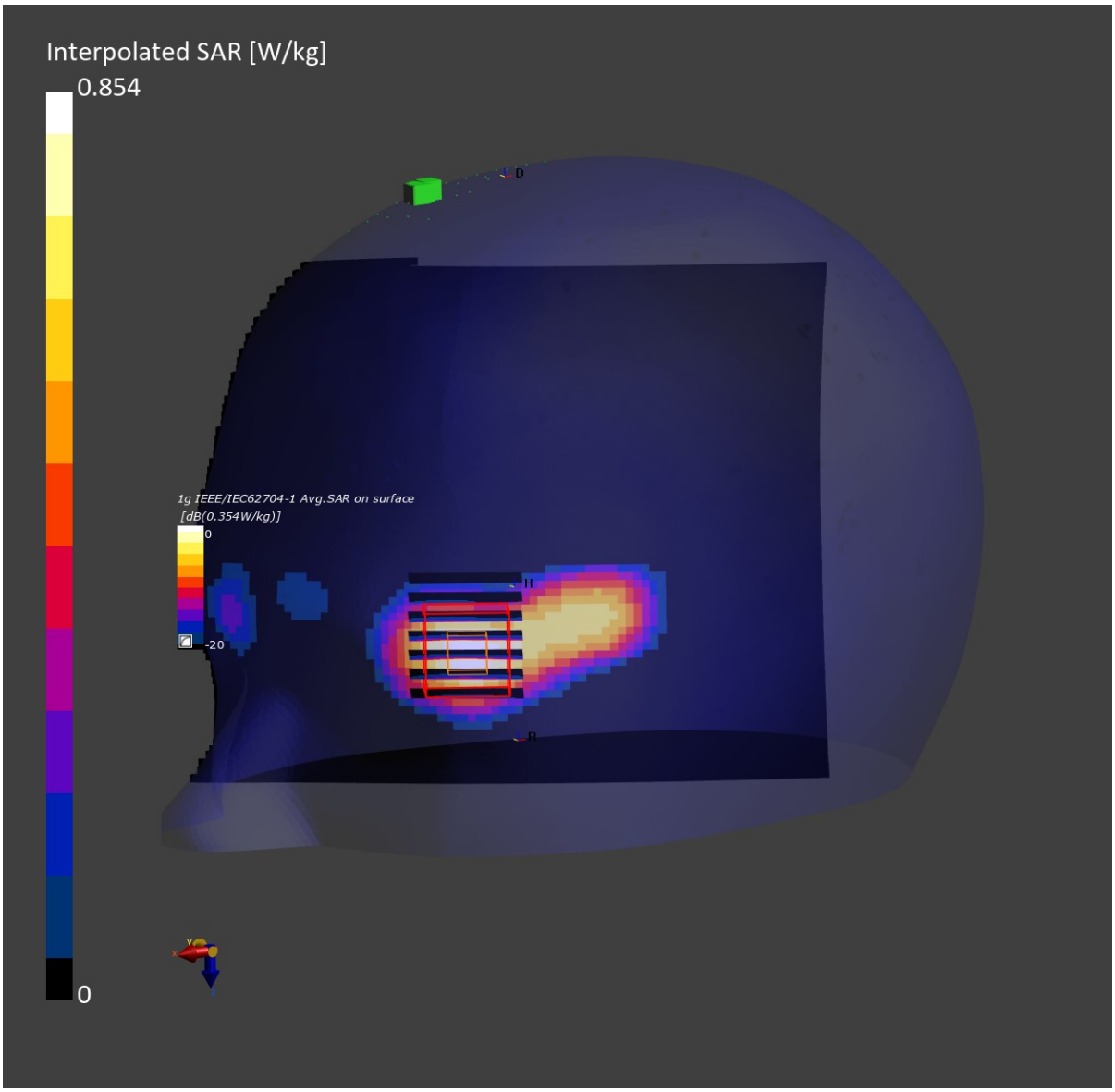
Interpolated SAR [W/kg]
0.854
0
1g IEEE/IEC62704-1 Avg.SAR on surface
[dB(0.354W/kg)]
0
-20

03_WLAN5GHz_802.11ac-VHT160 MCS0_On the Front of the Face_Ch114

Device Under Test Properties

Model, Manufacturer	Dimensions [mm]	IMEI	DUT Type
Device,	158.2 x 77.9 x 8.0		Other

Exposure Conditions

Phantom Section, TSL	Position, Test Distance [mm]	Band	Group, UID	Frequency [MHz], Channel Number	Conversion Factor	TSL Conductivity [S/m]	TSL Permittivity
Headstand, HSL	DEFAULT, 0.00	WLAN 5GHz	WLAN, 10456-AAC	5570.0, 114	5.5	4.94	35.2

Hardware Setup

Phantom	TSL, Measured Date	Probe, Calibration Date	DAE, Calibration Date
SAM-HeadStand V10.0 - 1024	HBBL-600-10000 , --	EX3DV4 - SN7641, 2024-06-03	DAE4 Sn1210, 2024-12-17

Scans Setup

	FastVolume Scan	Zoom Scan
Grid Extents [mm]	176.3 x 135.0	22.0 x 22.0 x 22.0
Grid Steps [mm]	5.0 x 5.0	4.0 x 4.0 x 1.4
Sensor Surface [mm]	3.0	3.0
Graded Grid	n/a	Yes
Grading Ratio	n/a	1.4
Scan Method	Measured	Measured

Measurement Results

	FastVolume Scan	Zoom Scan
Date	2025-05-31, 05:39	2025-05-31, 05:54
psSAR1g [W/Kg]	0.986	0.767
psSAR10g [W/Kg]	0.313	0.241
Power Drift [dB]	-0.02	-0.04

SAR Pattern


Interpolated SAR [W/kg]
2.61
0
1g IEEE/IEC62704-1 Avg.SAR on surface
[dB(0.986W/kg)]
0
-20
D
H
R

04_Bluetooth_DH5 1Mbps_On of the head_Ch39

Device Under Test Properties

Model, Manufacturer	Dimensions [mm]	IMEI	DUT Type
Device,	158.2 x 77.9 x 8.0		Other

Exposure Conditions

Phantom Section, TSL	Position, Test Distance [mm]	Band	Group, UID	Frequency [MHz], Channel Number	Conversion Factor	TSL Conductivity [S/m]	TSL Permittivity
Headstand, HSL	DEFAULT, 0.00	ISM 2.4 GHz Band	BLuetooth, 10032-CAA	2441.0, 39	7.81	1.79	40.2

Hardware Setup

Phantom	TSL, Measured Date	Probe, Calibration Date	DAE, Calibration Date
SAM-HeadStand V10.0 - 1024	HBBL-600-10000 , --	EX3DV4 - SN7641, 2024-06-03	DAE4 Sn1210, 2024-12-17

Scans Setup

	FastVolume Scan	Zoom Scan
Grid Extents [mm]	174.5 x 145.3	30.0 x 30.0 x 30.0
Grid Steps [mm]	10.0 x 10.0	5.0 x 5.0 x 1.5
Sensor Surface [mm]	3.0	1.4
Graded Grid	n/a	Yes
Grading Ratio	n/a	1.5
Scan Method	Measured	Measured

Measurement Results

	FastVolume Scan	Zoom Scan
Date	2025-05-30, 12:03	2025-05-30, 12:16
psSAR1g [W/Kg]	0.029	0.034
psSAR10g [W/Kg]	0.011	0.016
Power Drift [dB]	0.07	-0.05

SAR Pattern

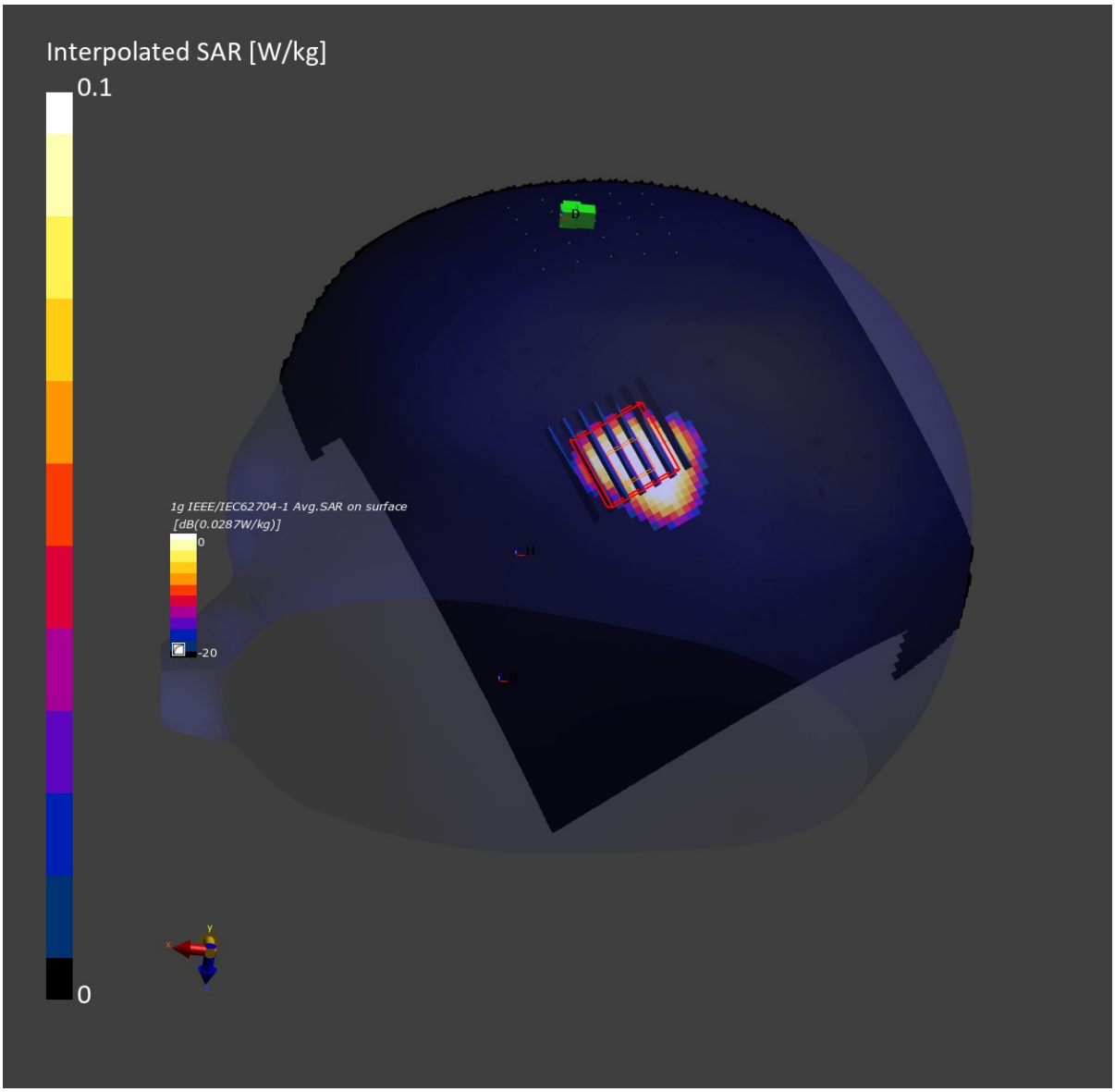
Interpolated SAR [W/kg]
0.1
0
1g IEEE/IEC62704-1 Avg.SAR on surface
[dB(0.0287W/kg)]
0
-20

05_WLAN2.4GHz_802.11b 1Mbps_On of the head_Ch1

Device Under Test Properties

Model, Manufacturer	Dimensions [mm]	IMEI	DUT Type
Device,	158.2 x 77.9 x 8.0		Other

Exposure Conditions

Phantom Section, TSL	Position, Test Distance [mm]	Band	Group, UID	Frequency [MHz], Channel Number	Conversion Factor	TSL Conductivity [S/m]	TSL Permittivity
Headstand, HSL	DEFAULT, 0.00	WLAN 2.4GHz	WLAN, 10012-CAB	2412.0, 1	7.81	1.78	40.3

Hardware Setup

Phantom	TSL, Measured Date	Probe, Calibration Date	DAE, Calibration Date
SAM-HeadStand V10.0 - 1024	HBBL-600-10000 , --	EX3DV4 - SN7641, 2024-06-03	DAE4 Sn1210, 2024-12-17

Scans Setup

	FastVolume Scan	Zoom Scan
Grid Extents [mm]	165.8 x 129.7	30.0 x 30.0 x 30.0
Grid Steps [mm]	10.0 x 10.0	5.0 x 5.0 x 1.5
Sensor Surface [mm]	3.0	3.0
Graded Grid	n/a	Yes
Grading Ratio	n/a	1.5
Scan Method	Measured	Measured

Measurement Results

	FastVolume Scan	Zoom Scan
Date	2025-05-30, 18:44	2025-05-30, 18:53
psSAR1g [W/Kg]	0.299	0.297
psSAR10g [W/Kg]	0.150	0.145
Power Drift [dB]	0.04	0.08

SAR Pattern

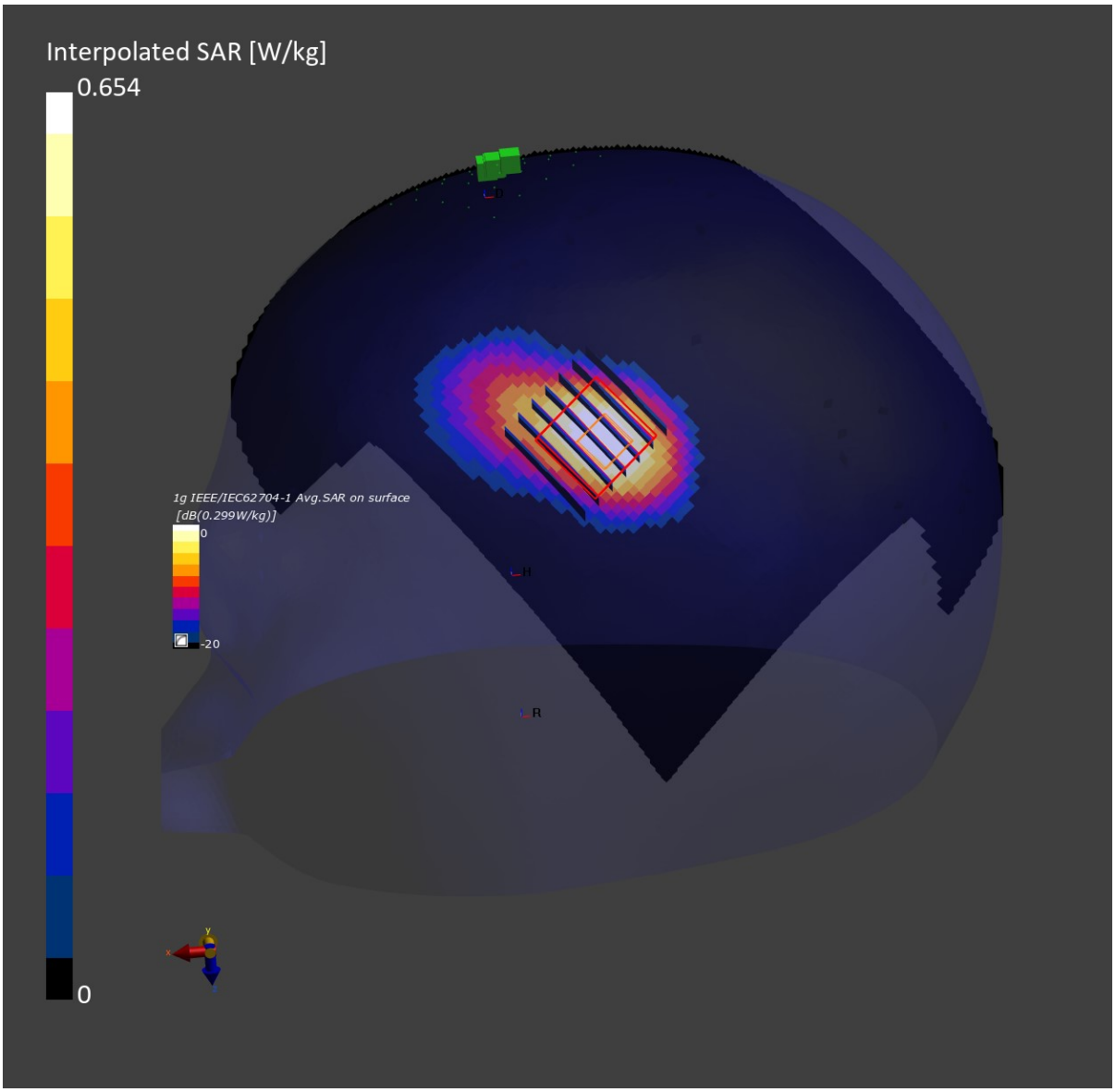
Interpolated SAR [W/kg]
0.654
0
1g IEEE/IEC62704-1 Avg.SAR on surface
[dB(0.299W/kg)]
0
-20

06_WLAN5GHz_802.11ac-VHT160 MCS0_On of the head_Ch114

Device Under Test Properties

Model, Manufacturer	Dimensions [mm]	IMEI	DUT Type
Device,	158.2 x 77.9 x 8.0		Other

Exposure Conditions

Phantom Section, TSL	Position, Test Distance [mm]	Band	Group, UID	Frequency [MHz], Channel Number	Conversion Factor	TSL Conductivity [S/m]	TSL Permittivity
Headstand, HSL	DEFAULT, 0.00	WLAN 5GHz	WLAN, 10456-AAC	5570.0, 114	5.5	4.94	35.2

Hardware Setup

Phantom	TSL, Measured Date	Probe, Calibration Date	DAE, Calibration Date
SAM-HeadStand V10.0 - 1024	HBBL-600-10000 , --	EX3DV4 - SN7641, 2024-06-03	DAE4 Sn1210, 2024-12-17

Scans Setup

	FastVolume Scan	Zoom Scan
Grid Extents [mm]	165.8 x 129.7	22.0 x 22.0 x 22.0
Grid Steps [mm]	5.0 x 5.0	4.0 x 4.0 x 1.4
Sensor Surface [mm]	3.0	3.0
Graded Grid	n/a	Yes
Grading Ratio	n/a	1.4
Scan Method	Measured	Measured

Measurement Results

	FastVolume Scan	Zoom Scan
Date	2025-05-31, 22:08	2025-05-31, 22:20
psSAR1g [W/Kg]	0.262	0.198
psSAR10g [W/Kg]	0.103	0.068
Power Drift [dB]	-0.05	0.03

SAR Pattern

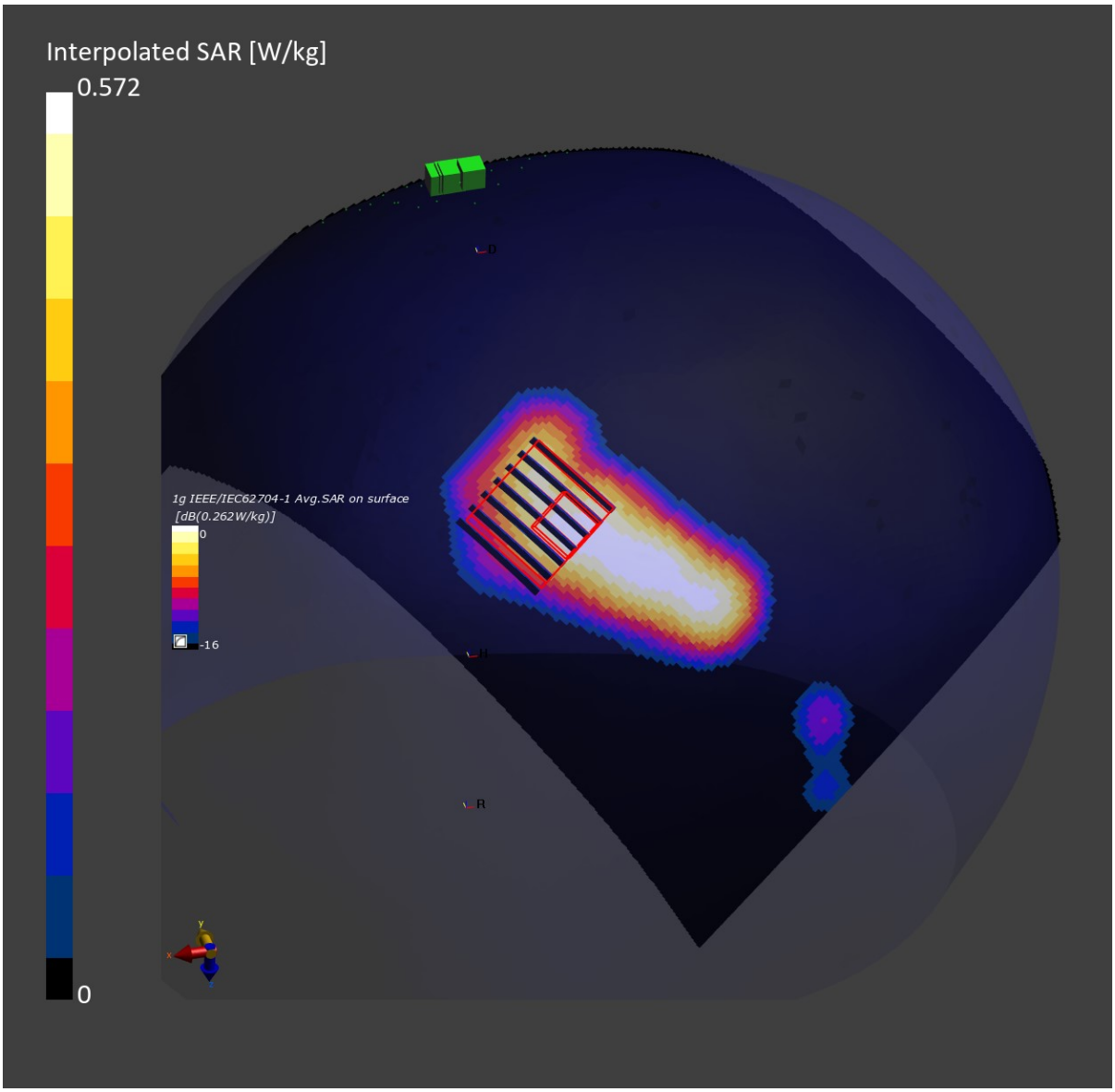
Interpolated SAR [W/kg]
0.572
0
1g IEEE/IEC62704-1 Avg.SAR on surface
[dB(0.262W/kg)]
0
-16

Test Laboratory: Sporton International Inc. SAR/HAC Testing Lab Date: 2025/5/24

07_Bluetooth_DH5 1Mbps_Left Temple Arm Outer Edge TouchingPhantom_0mm_Ch39

Communication System: UID 0, Bluetooth (0); Frequency: 2441 MHz;Duty Cycle: 1:1
Medium: HSL_2450 Medium parameters used: f = 2441 MHz; σ = 1.806 S/m; ε_r = 38.749; ρ = 1000 kg/m^3
Ambient Temperature：23.6 ℃; Liquid Temperature：22.3 ℃

DASY5 Configuration:
- Probe: EX3DV4 - SN7641; ConvF(7.81, 7.71, 7.62); Calibrated: 2024/6/3
- Sensor-Surface: 1.4mm (Mechanical Surface Detection)
- Electronics: DAE4 Sn1210; Calibrated: 2024/12/17
- Phantom: Twin-SAM V8.0 (Right); Type: QD 000 P41 AA; Serial: 2033
- Measurement SW: DASY52, Version 52.10 (4); SEMCAD X Version 14.6.14 (7483)

Area Scan (71x151x1): Interpolated grid: dx=1.200 mm, dy=1.200 mm
Maximum value of SAR (interpolated) = 0.487 W/kg

Zoom Scan (7x7x7)/Cube 0: Measurement grid: dx=5mm, dy=5mm, dz=5mm
Reference Value = 2.533 V/m; Power Drift = 0.02 dB
Peak SAR (extrapolated) = 0.600 W/kg
SAR(1 g) = 0.219 W/kg; SAR(10 g) = 0.073 W/kg
Smallest distance from peaks to all points 3 dB below = 5 mm
Ratio of SAR at M2 to SAR at M1 = 38%
Maximum value of SAR (measured) = 0.422 W/kg

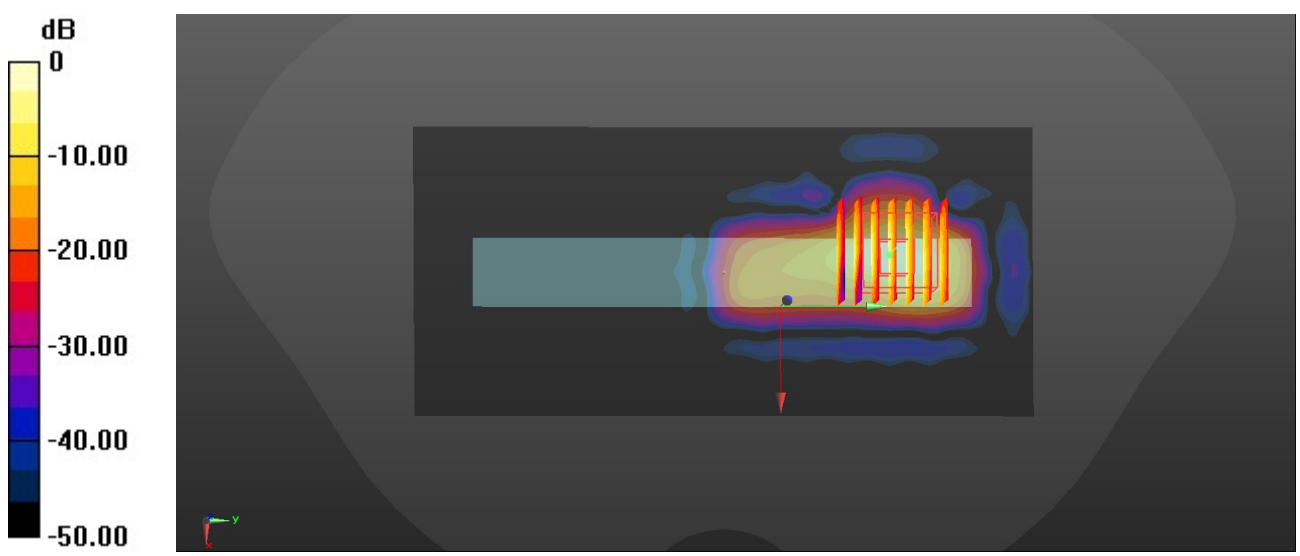

0 dB = 0.487 W/kg = -3.12 dBW/kg

Test Laboratory: Sporton International Inc. SAR/HAC Testing Lab Date: 2025/5/24

08_WLAN2.4GHz_802.11b 1Mbps_Left Temple Arm Outer Edge TouchingPhantom_0mm_Ch1

Communication System: UID 0, WIFI (0); Frequency: 2412 MHz;Duty Cycle: 1:1
Medium: HSL_2450 Medium parameters used: f = 2412 MHz; σ = 1.784 S/m; ε_r = 38.776; ρ = 1000 kg/m^3
Ambient Temperature：23.6 ℃; Liquid Temperature：22.3 ℃

DASY5 Configuration:
- Probe: EX3DV4 - SN7641; ConvF(7.81, 7.71, 7.62); Calibrated: 2024/6/3
- Sensor-Surface: 1.4mm (Mechanical Surface Detection)
- Electronics: DAE4 Sn1210; Calibrated: 2024/12/17
- Phantom: Twin-SAM V8.0 (Right); Type: QD 000 P41 AA; Serial: 2033
- Measurement SW: DASY52, Version 52.10 (4); SEMCAD X Version 14.6.14 (7483)

Area Scan (71x151x1): Interpolated grid: dx=1.200 mm, dy=1.200 mm
Maximum value of SAR (interpolated) = 0.991 W/kg

Zoom Scan (7x7x7)/Cube 0: Measurement grid: dx=5mm, dy=5mm, dz=5mm
Reference Value = 6.465 V/m; Power Drift = -0.08 dB
Peak SAR (extrapolated) = 1.73 W/kg
SAR(1 g) = 0.644 W/kg; SAR(10 g) = 0.224 W/kg
Smallest distance from peaks to all points 3 dB below = 5 mm
Ratio of SAR at M2 to SAR at M1 = 39.5%
Maximum value of SAR (measured) = 1.28 W/kg

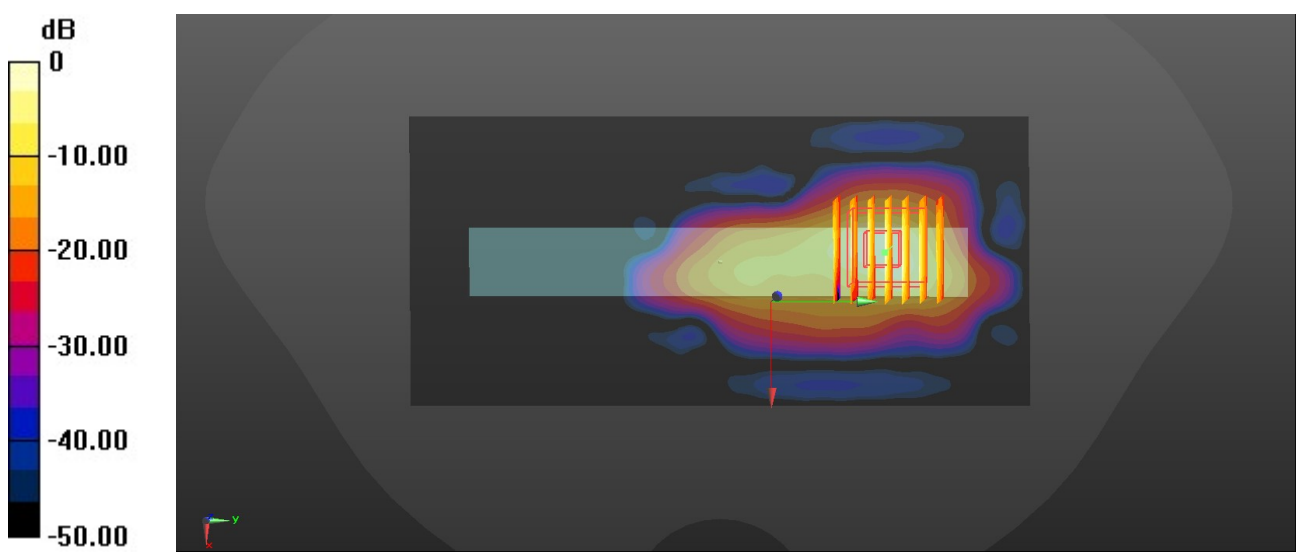

0 dB = 0.991 W/kg = -0.04 dBW/kg

Test Laboratory: Sporton International Inc. SAR/HAC Testing Lab Date: 2025/5/27

09_WLAN5GHz_802.11ac-VHT160 MCS0_Left Temple Arm Outer EdgeTouching Phantom_0mm_Ch50

Communication System: UID 0, WIFI (0); Frequency: 5250 MHz;Duty Cycle: 1:1
Medium: HSL_5250 Medium parameters used: f = 5250 MHz; σ = 4.617 S/m; ε_r = 35.683; ρ = 1000 kg/m^3
Ambient Temperature：23.5 ℃; Liquid Temperature：22.7 ℃

DASY5 Configuration:
- Probe: EX3DV4 - SN7641; ConvF(6.15, 6.08, 6.01); Calibrated: 2024/6/3
- Sensor-Surface: 1.4mm (Mechanical Surface Detection)
- Electronics: DAE4 Sn1210; Calibrated: 2024/12/17
- Phantom: Twin-SAM V8.0 (Right); Type: QD 000 P41 AA; Serial: 2033
- Measurement SW: DASY52, Version 52.10 (4); SEMCAD X Version 14.6.14 (7483)

Area Scan (81x201x1): Interpolated grid: dx=1.000 mm, dy=1.000 mm
Maximum value of SAR (interpolated) = 1.22 W/kg

Zoom Scan (8x8x7)/Cube 0: Measurement grid: dx=4mm, dy=4mm, dz=1.4mm
Reference Value = 0 V/m; Power Drift = 0.06 dB
Peak SAR (extrapolated) = 1.60 W/kg
SAR(1 g) = 0.306 W/kg; SAR(10 g) = 0.065 W/kg
Smallest distance from peaks to all points 3 dB below = 4.7 mm
Ratio of SAR at M2 to SAR at M1 = 58.1%
Maximum value of SAR (measured) = 0.983 W/kg

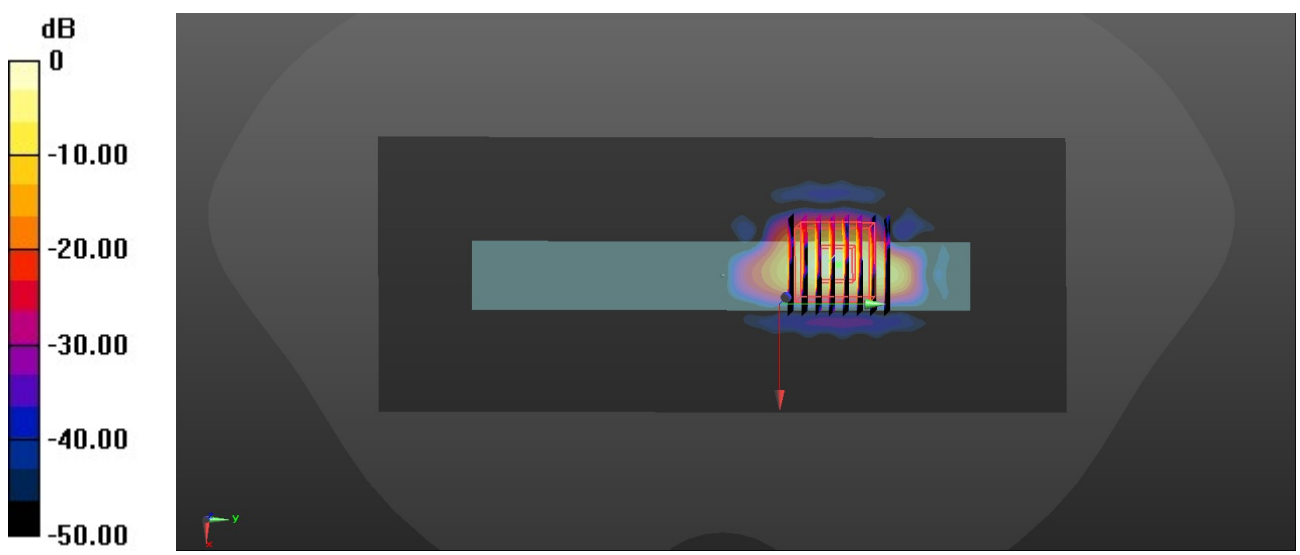

0 dB = 1.22 W/kg = 0.86 dBW/kg

Test Laboratory: Sporton International Inc. SAR/HAC Testing Lab Date: 2025/5/24

10_Bluetooth_DH5 1Mbps_Left Lens Kept 5mm Distance from Phantom_5mm_Ch0

Communication System: UID 0, Bluetooth (0); Frequency: 2402 MHz;Duty Cycle: 1:1
Medium: HSL_2450 Medium parameters used: f = 2402 MHz; σ = 1.776 S/m; ε_r = 38.785; ρ = 1000 kg/m^3
Ambient Temperature：23.6 ℃; Liquid Temperature：22.3 ℃

DASY5 Configuration:
- Probe: EX3DV4 - SN7641; ConvF(7.81, 7.71, 7.62); Calibrated: 2024/6/3
- Sensor-Surface: 1.4mm (Mechanical Surface Detection)
- Electronics: DAE4 Sn1210; Calibrated: 2024/12/17
- Phantom: Twin-SAM V8.0 (Right); Type: QD 000 P41 AA; Serial: 2033
- Measurement SW: DASY52, Version 52.10 (4); SEMCAD X Version 14.6.14 (7483)

Area Scan (81x151x1): Interpolated grid: dx=1.200 mm, dy=1.200 mm
Maximum value of SAR (interpolated) = 0.0205 W/kg

Zoom Scan (8x8x7)/Cube 0: Measurement grid: dx=5mm, dy=5mm, dz=5mm
Reference Value = 0.3840 V/m; Power Drift = 0.03 dB
Peak SAR (extrapolated) = 0.0140 W/kg
SAR(1 g) = 0.005 W/kg; SAR(10 g) = 0.001 W/kg
Smallest distance from peaks to all points 3 dB below: Larger than measurement grid
Ratio of SAR at M2 to SAR at M1 = 44.2%
Maximum value of SAR (measured) = 0.0118 W/kg

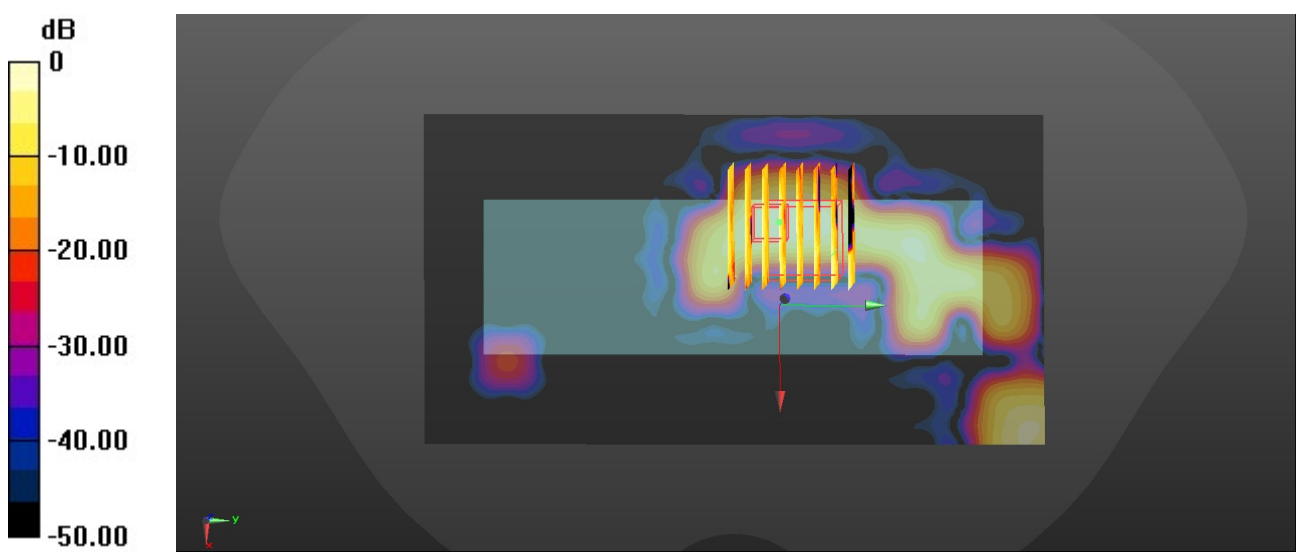

0 dB = 0.0118 W/kg = -19.28 dBW/kg

Test Laboratory: Sporton International Inc. SAR/HAC Testing Lab Date: 2025/5/24

11_WLAN2.4GHz_802.11b 1Mbps_Left Lens Kept 5mm Distance fromPhantom_5mm_Ch6

Communication System: UID 0, WIFI (0); Frequency: 2437 MHz;Duty Cycle: 1:1
Medium: HSL_2450 Medium parameters used: f = 2437 MHz; σ = 1.803 S/m; ε_r = 38.751; ρ = 1000 kg/m^3
Ambient Temperature：23.6 ℃; Liquid Temperature：22.3 ℃

DASY5 Configuration:
- Probe: EX3DV4 - SN7641; ConvF(7.81, 7.71, 7.62); Calibrated: 2024/6/3
- Sensor-Surface: 1.4mm (Mechanical Surface Detection)
- Electronics: DAE4 Sn1210; Calibrated: 2024/12/17
- Phantom: Twin-SAM V8.0 (Right); Type: QD 000 P41 AA; Serial: 2033
- Measurement SW: DASY52, Version 52.10 (4); SEMCAD X Version 14.6.14 (7483)

Area Scan (81x151x1): Interpolated grid: dx=1.200 mm, dy=1.200 mm
Maximum value of SAR (interpolated) = 0.0133 W/kg

Zoom Scan (7x7x7)/Cube 0: Measurement grid: dx=5mm, dy=5mm, dz=5mm
Reference Value = 1.338 V/m; Power Drift = -0.08 dB
Peak SAR (extrapolated) = 0.0250 W/kg
SAR(1 g) = 0.015 W/kg; SAR(10 g) = 0.00762 W/kg
Smallest distance from peaks to all points 3 dB below: Larger than measurement grid
Ratio of SAR at M2 to SAR at M1 = 59.6%
Maximum value of SAR (measured) = 0.0216 W/kg

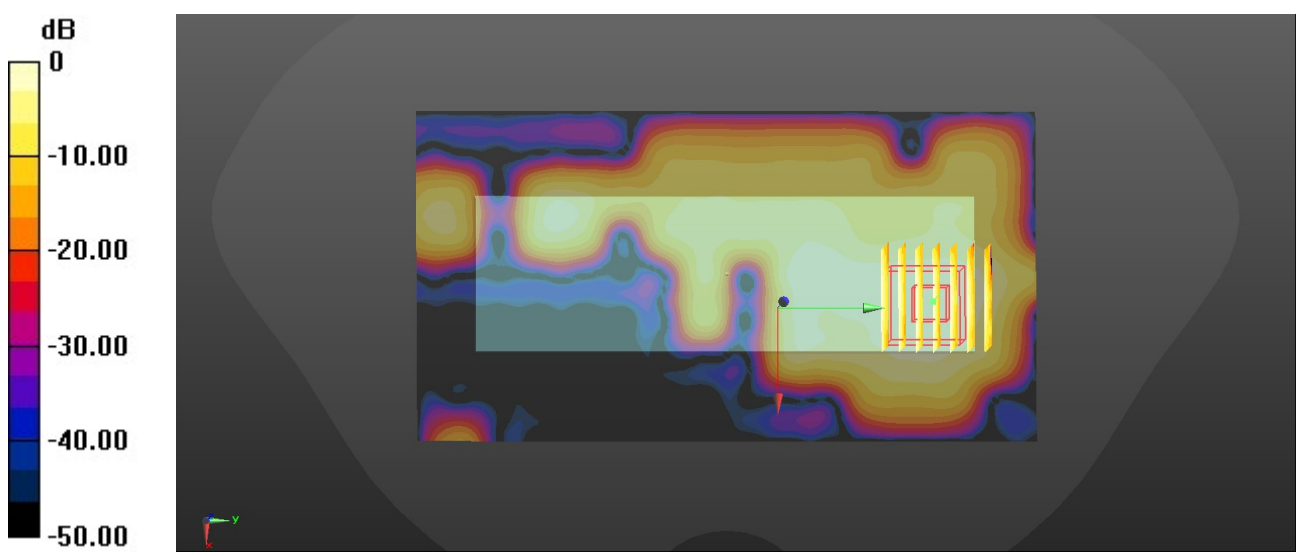

0 dB = 0.0133 W/kg = -18.76 dBW/kg

Test Laboratory: Sporton International Inc. SAR/HAC Testing Lab Date: 2025/5/28

12_WLAN5GHz_802.11ac-VHT80 MCS0_Left Lens Kept 5mm Distance fromPhantom_5mm_Ch155

Communication System: UID 0, WIFI (0); Frequency: 5775 MHz;Duty Cycle: 1:1
Medium: HSL_5800 Medium parameters used: f = 5775 MHz; σ = 5.158 S/m; ε_r = 34.932; ρ = 1000 kg/m^3
Ambient Temperature：23.8 ℃; Liquid Temperature：22.4 ℃

DASY5 Configuration:
- Probe: EX3DV4 - SN7641; ConvF(5.47, 5.41, 5.34); Calibrated: 2024/6/3
- Sensor-Surface: 1.4mm (Mechanical Surface Detection)
- Electronics: DAE4 Sn1210; Calibrated: 2024/12/17
- Phantom: Twin-SAM V8.0 (Right); Type: QD 000 P41 AA; Serial: 2033
- Measurement SW: DASY52, Version 52.10 (4); SEMCAD X Version 14.6.14 (7483)

Area Scan (101x201x1): Interpolated grid: dx=1.000 mm, dy=1.000 mm
Maximum value of SAR (interpolated) = 0.0308 W/kg

Zoom Scan (9x9x7)/Cube 0: Measurement grid: dx=4mm, dy=4mm, dz=1.4mm
Reference Value = 0 V/m; Power Drift = 0.09 dB
Peak SAR (extrapolated) = 0.0540 W/kg
SAR(1 g) = 0.009 W/kg; SAR(10 g) = 0.002 W/kg
Smallest distance from peaks to all points 3 dB below: Larger than measurement grid
Ratio of SAR at M2 to SAR at M1 = 62.4%
Maximum value of SAR (measured) = 0.0268 W/kg

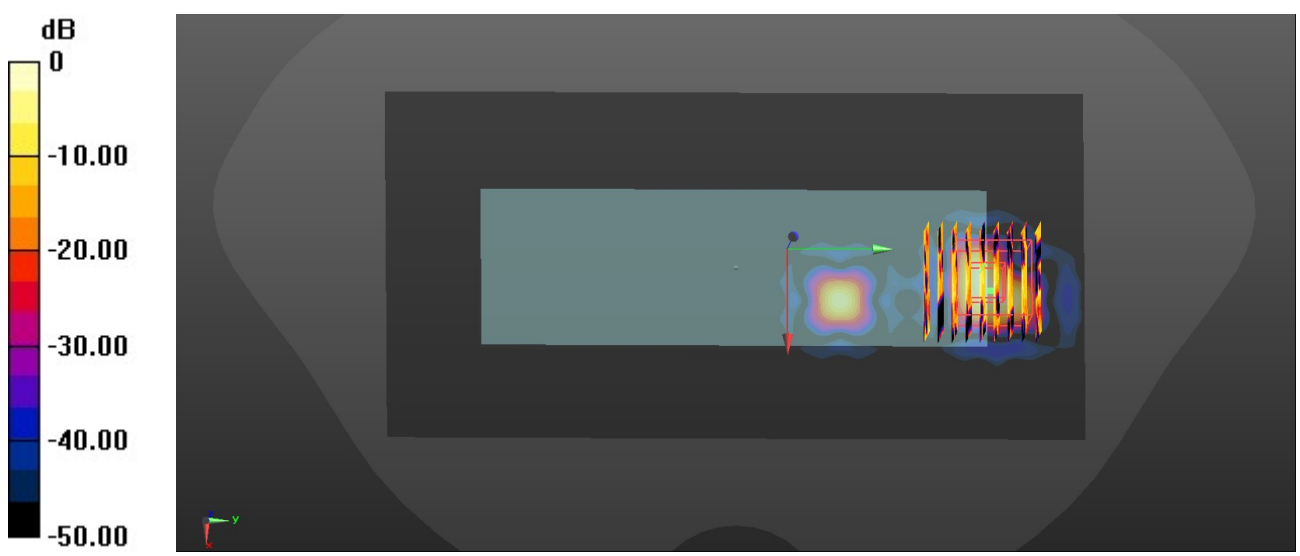

0 dB = 0.0308 W/kg = -15.11 dBW/kg

Test Laboratory: Sporton International Inc. SAR/HAC Testing Lab Date: 2025/5/24

13_Bluetooth_DH5 1Mbps_Bottom Edge Kept 5mm Distance fromPhantom_5mm_Ch0

Communication System: UID 0, Bluetooth (0); Frequency: 2402 MHz;Duty Cycle: 1:1
Medium: HSL_2450 Medium parameters used: f = 2402 MHz; σ = 1.776 S/m; ε_r = 38.785; ρ = 1000 kg/m^3
Ambient Temperature：23.6 ℃; Liquid Temperature：22.3 ℃

DASY5 Configuration:
- Probe: EX3DV4 - SN7641; ConvF(7.81, 7.71, 7.62); Calibrated: 2024/6/3
- Sensor-Surface: 1.4mm (Mechanical Surface Detection)
- Electronics: DAE4 Sn1210; Calibrated: 2024/12/17
- Phantom: Twin-SAM V8.0 (Right); Type: QD 000 P41 AA; Serial: 2033
- Measurement SW: DASY52, Version 52.10 (4); SEMCAD X Version 14.6.14 (7483)

Area Scan (91x161x1): Interpolated grid: dx=1.200 mm, dy=1.200 mm
Maximum value of SAR (interpolated) = 0.0142 W/kg

Zoom Scan (8x8x7)/Cube 0: Measurement grid: dx=5mm, dy=5mm, dz=5mm
Reference Value = 0.3370 V/m; Power Drift = 0.01 dB
Peak SAR (extrapolated) = 0.00924 W/kg
SAR(1 g) = 0.004 W/kg; SAR(10 g) = 0.001 W/kg
Smallest distance from peaks to all points 3 dB below: Larger than measurement grid
Ratio of SAR at M2 to SAR at M1 = 49.4%
Maximum value of SAR (measured) = 0.00761 W/kg

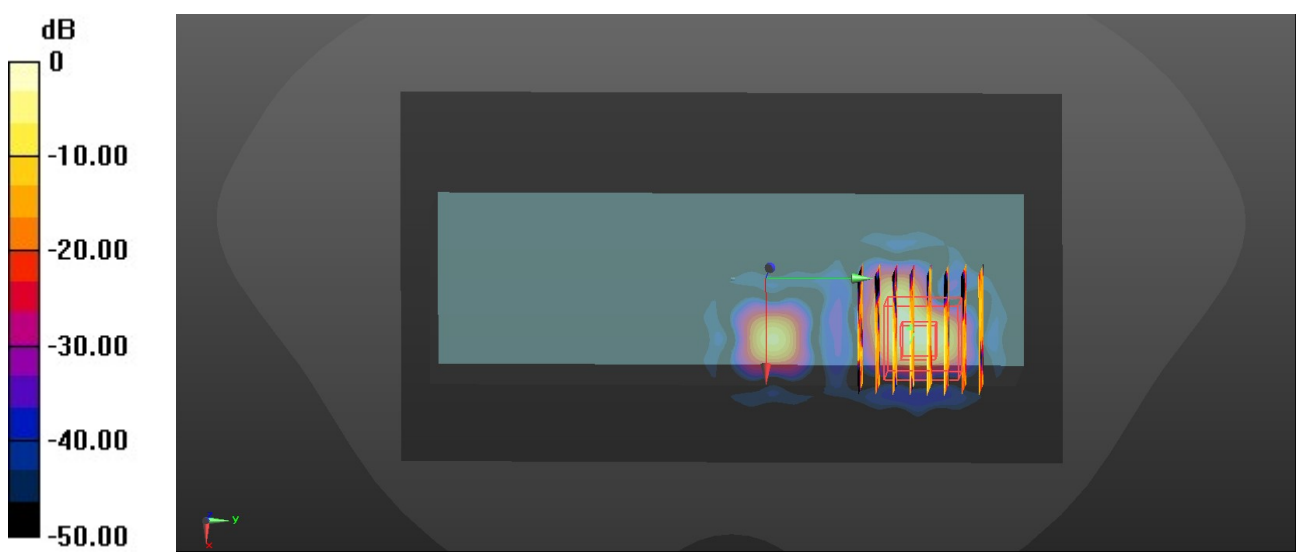

0 dB = 0.0142 W/kg = -18.48 dBW/kg

Test Laboratory: Sporton International Inc. SAR/HAC Testing Lab Date: 2025/5/24

14_WLAN2.4GHz_802.11b 1Mbps_Bottom Edge Kept 5mm Distance from Phantom_5mm_Ch6

Communication System: UID 0, WIFI (0); Frequency: 2437 MHz;Duty Cycle: 1:1
Medium: HSL_2450 Medium parameters used: f = 2437 MHz; σ = 1.803 S/m; ε_r = 38.751; ρ = 1000 kg/m^3
Ambient Temperature：23.6 ℃; Liquid Temperature：22.3 ℃

DASY5 Configuration:
- Probe: EX3DV4 - SN7641; ConvF(7.81, 7.71, 7.62); Calibrated: 2024/6/3
- Sensor-Surface: 1.4mm (Mechanical Surface Detection)
- Electronics: DAE4 Sn1210; Calibrated: 2024/12/17
- Phantom: Twin-SAM V8.0 (Right); Type: QD 000 P41 AA; Serial: 2033
- Measurement SW: DASY52, Version 52.10 (4); SEMCAD X Version 14.6.14 (7483)

Area Scan (91x161x1): Interpolated grid: dx=1.200 mm, dy=1.200 mm
Maximum value of SAR (interpolated) = 0.179 W/kg

Zoom Scan (7x7x7)/Cube 0: Measurement grid: dx=5mm, dy=5mm, dz=5mm
Reference Value = 3.241 V/m; Power Drift = 0.03 dB
Peak SAR (extrapolated) = 0.206 W/kg
SAR(1 g) = 0.115 W/kg; SAR(10 g) = 0.055 W/kg
Smallest distance from peaks to all points 3 dB below = 9 mm
Ratio of SAR at M2 to SAR at M1 = 58.4%
Maximum value of SAR (measured) = 0.178 W/kg

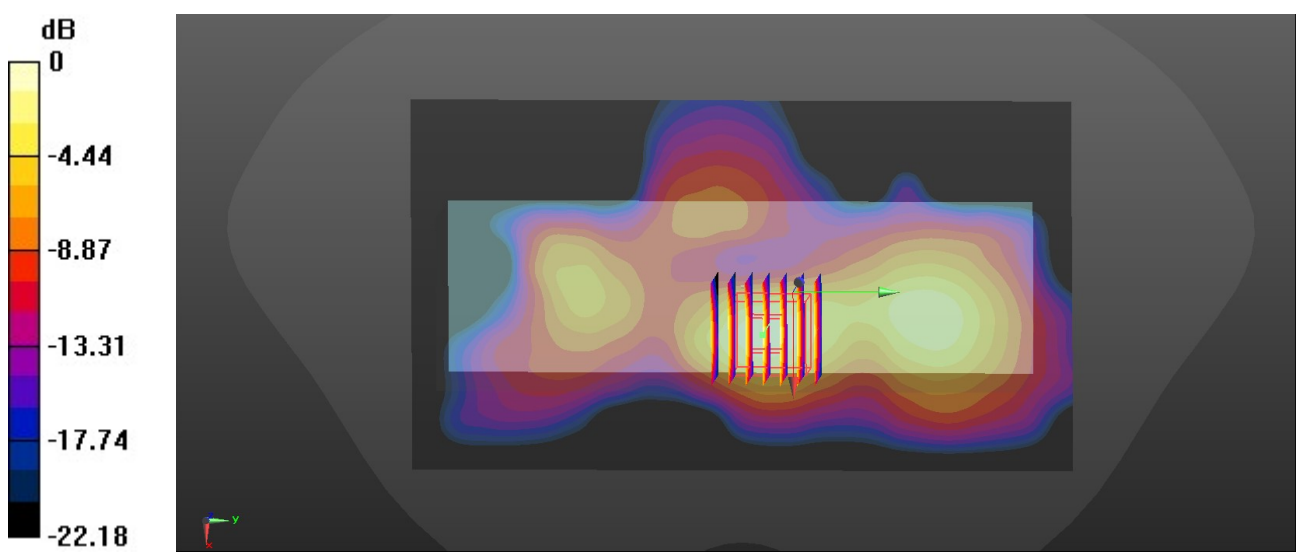

0 dB = 0.179 W/kg = -7.47 dBW/kg

Test Laboratory: Sporton International Inc. SAR/HAC Testing Lab Date: 2025/5/27

15_WLAN5GHz_802.11n-HT40 MCS0_Bottom Edge Kept 5mm Distance from Phantom_5mm_Ch54

Communication System: UID 0, WIFI (0); Frequency: 5270 MHz;Duty Cycle: 1:1
Medium: HSL_5250 Medium parameters used: f = 5270 MHz; σ = 4.637 S/m; ε_r = 35.648; ρ = 1000 kg/m^3
Ambient Temperature：23.5 ℃; Liquid Temperature：22.7 ℃

DASY5 Configuration:
- Probe: EX3DV4 - SN7641; ConvF(6.15, 6.08, 6.01); Calibrated: 2024/6/3
- Sensor-Surface: 1.4mm (Mechanical Surface Detection)
- Electronics: DAE4 Sn1210; Calibrated: 2024/12/17
- Phantom: Twin-SAM V8.0 (Right); Type: QD 000 P41 AA; Serial: 2033
- Measurement SW: DASY52, Version 52.10 (4); SEMCAD X Version 14.6.14 (7483)

Area Scan (101x201x1): Interpolated grid: dx=1.000 mm, dy=1.000 mm
Maximum value of SAR (interpolated) = 1.06 W/kg

Zoom Scan (8x8x7)/Cube 0: Measurement grid: dx=4mm, dy=4mm, dz=1.4mm
Reference Value = 2.547 V/m; Power Drift = 0.09 dB
Peak SAR (extrapolated) = 1.70 W/kg
SAR(1 g) = 0.481 W/kg; SAR(10 g) = 0.183 W/kg
Smallest distance from peaks to all points 3 dB below = 10.7 mm
Ratio of SAR at M2 to SAR at M1 = 65%
Maximum value of SAR (measured) = 1.06 W/kg

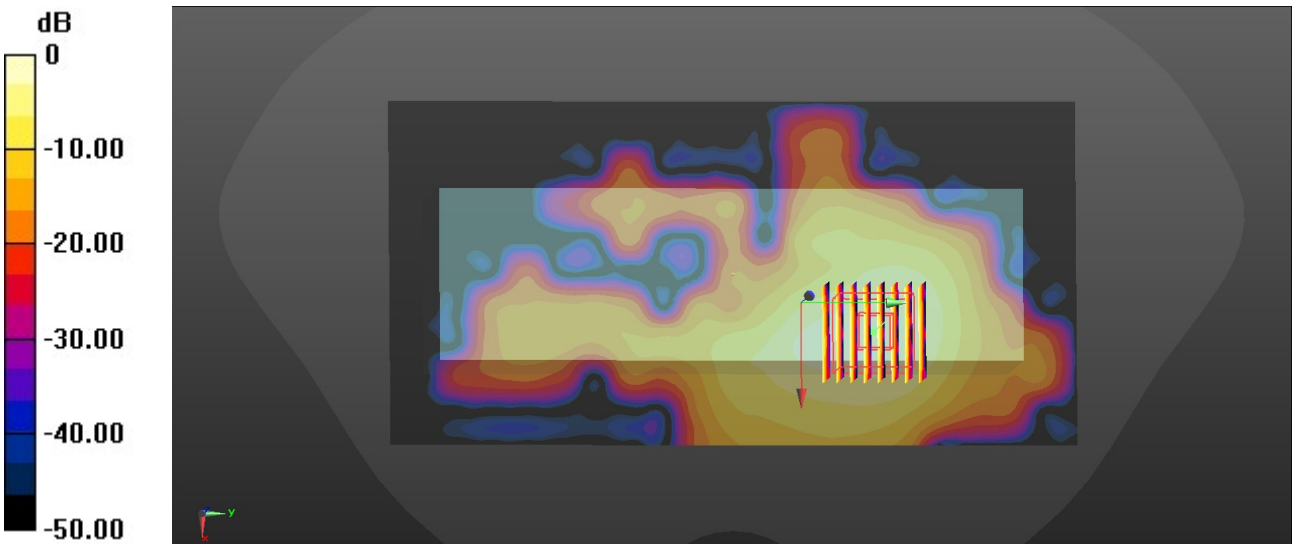

0 dB = 1.06 W/kg = 0.25 dBW/kg

Test Laboratory: Sporton International Inc. SAR/HAC Testing Lab Date: 2025/5/24

16_Bluetooth_DH5 1Mbps_Back_0mm_Ch0

Communication System: UID 0, Bluetooth (0); Frequency: 2402 MHz;Duty Cycle: 1:1
Medium: HSL_2450 Medium parameters used: f = 2402 MHz; σ = 1.776 S/m; ε_r = 38.785; ρ = 1000 kg/m^3
Ambient Temperature：23.6 ℃; Liquid Temperature：22.3 ℃

DASY5 Configuration:
- Probe: EX3DV4 - SN7641; ConvF(7.81, 7.71, 7.62); Calibrated: 2024/6/3
- Sensor-Surface: 1.4mm (Mechanical Surface Detection)
- Electronics: DAE4 Sn1210; Calibrated: 2024/12/17
- Phantom: Twin-SAM V8.0 (Right); Type: QD 000 P41 AA; Serial: 2033
- Measurement SW: DASY52, Version 52.10 (4); SEMCAD X Version 14.6.14 (7483)

Area Scan (91x161x1): Interpolated grid: dx=1.200 mm, dy=1.200 mm
Maximum value of SAR (interpolated) = 0.0523 W/kg

Zoom Scan (7x7x7)/Cube 0: Measurement grid: dx=5mm, dy=5mm, dz=5mm
Reference Value = 0 V/m; Power Drift = 0.09 dB
Peak SAR (extrapolated) = 0.0190 W/kg
SAR(1 g) = 0.009 W/kg; SAR(10 g) = 0.004 W/kg
Smallest distance from peaks to all points 3 dB below: Larger than measurement grid
Ratio of SAR at M2 to SAR at M1 = 47.1%
Maximum value of SAR (measured) = 0.0147 W/kg

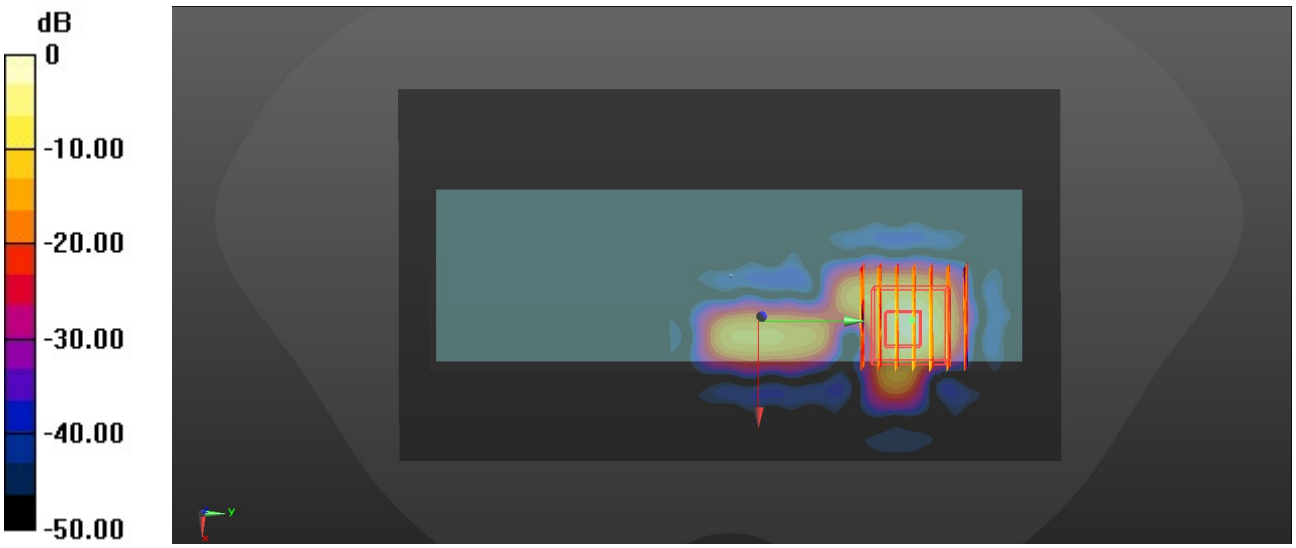

0 dB = 0.0523 W/kg = -12.81 dBW/kg

Test Laboratory: Sporton International Inc. SAR/HAC Testing Lab Date: 2025/5/24

17_WLAN2.4GHz_802.11b 1Mbps_Back_0mm_Ch6

Communication System: UID 0, WIFI (0); Frequency: 2437 MHz;Duty Cycle: 1:1
Medium: HSL_2450 Medium parameters used: f = 2437 MHz; σ = 1.803 S/m; ε_r = 38.751; ρ = 1000 kg/m^3
Ambient Temperature：23.6 ℃; Liquid Temperature：22.3 ℃

DASY5 Configuration:
- Probe: EX3DV4 - SN7641; ConvF(7.81, 7.71, 7.62); Calibrated: 2024/6/3
- Sensor-Surface: 1.4mm (Mechanical Surface Detection)
- Electronics: DAE4 Sn1210; Calibrated: 2024/12/17
- Phantom: Twin-SAM V8.0 (Right); Type: QD 000 P41 AA; Serial: 2033
- Measurement SW: DASY52, Version 52.10 (4); SEMCAD X Version 14.6.14 (7483)

Area Scan (91x161x1): Interpolated grid: dx=1.200 mm, dy=1.200 mm
Maximum value of SAR (interpolated) = 0.434 W/kg

Zoom Scan (7x7x7)/Cube 0: Measurement grid: dx=5mm, dy=5mm, dz=5mm
Reference Value = 3.366 V/m; Power Drift = -0.04 dB
Peak SAR (extrapolated) = 0.520 W/kg
SAR(1 g) = 0.267 W/kg; SAR(10 g) = 0.124 W/kg
Smallest distance from peaks to all points 3 dB below = 9.2 mm
Ratio of SAR at M2 to SAR at M1 = 52.7%
Maximum value of SAR (measured) = 0.436 W/kg

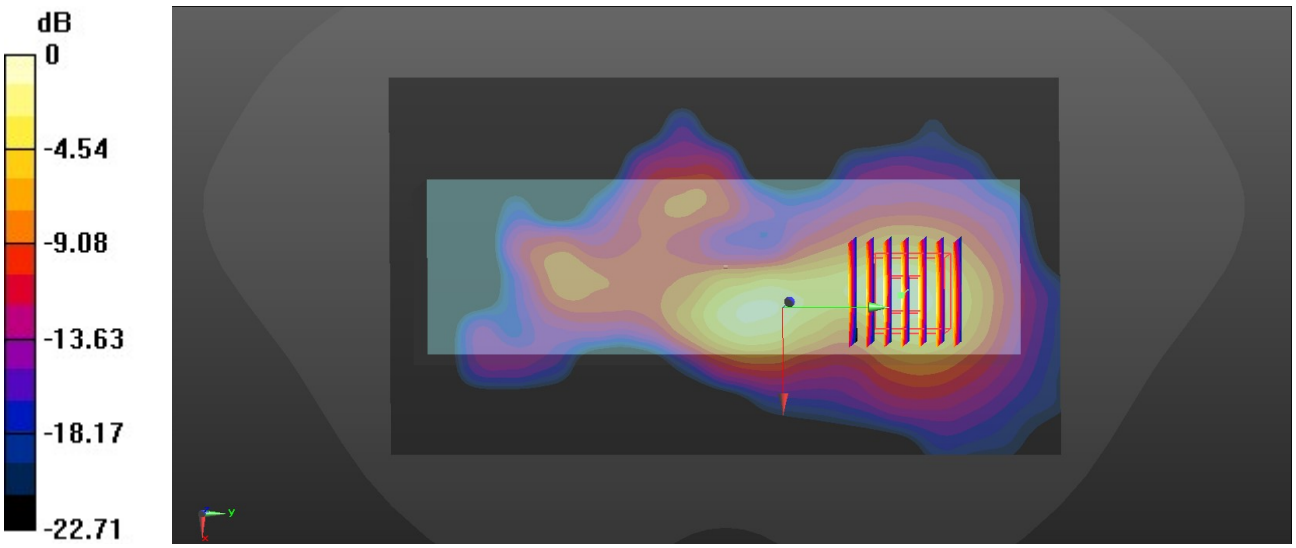

0 dB = 0.434 W/kg = -3.63 dBW/kg

Test Laboratory: Sporton International Inc. SAR/HAC Testing Lab Date: 2025/5/27

18_WLAN5GHz_802.11n-HT40 MCS0_Back_0mm_Ch54

Communication System: UID 0, WIFI (0); Frequency: 5270 MHz;Duty Cycle: 1:1
Medium: HSL_5250 Medium parameters used: f = 5270 MHz; σ = 4.637 S/m; ε_r = 35.648; ρ = 1000 kg/m^3
Ambient Temperature：23.5 ℃; Liquid Temperature：22.7 ℃

DASY5 Configuration:
- Probe: EX3DV4 - SN7641; ConvF(6.15, 6.08, 6.01); Calibrated: 2024/6/3
- Sensor-Surface: 1.4mm (Mechanical Surface Detection)
- Electronics: DAE4 Sn1210; Calibrated: 2024/12/17
- Phantom: Twin-SAM V8.0 (Right); Type: QD 000 P41 AA; Serial: 2033
- Measurement SW: DASY52, Version 52.10 (4); SEMCAD X Version 14.6.14 (7483)

Area Scan (101x201x1): Interpolated grid: dx=1.000 mm, dy=1.000 mm
Maximum value of SAR (interpolated) = 2.32 W/kg

Zoom Scan (8x8x7)/Cube 0: Measurement grid: dx=4mm, dy=4mm, dz=1.4mm
Reference Value = 3.572 V/m; Power Drift = 0.04 dB
Peak SAR (extrapolated) = 3.77 W/kg
SAR(1 g) = 1 W/kg; SAR(10 g) = 0.336 W/kg
Smallest distance from peaks to all points 3 dB below = 8.4 mm
Ratio of SAR at M2 to SAR at M1 = 64.7%
Maximum value of SAR (measured) = 2.33 W/kg



0 dB = 2.32 W/kg = 3.65 dBW/kg