Mode	80	
	Harmonic	
	U-NII-2C_5.47-5.725_802.11ax HE80_CH122_Full RU_5610MHz	
ANT	0	
Pol.	Horizontal	Vertical
Peak Avg	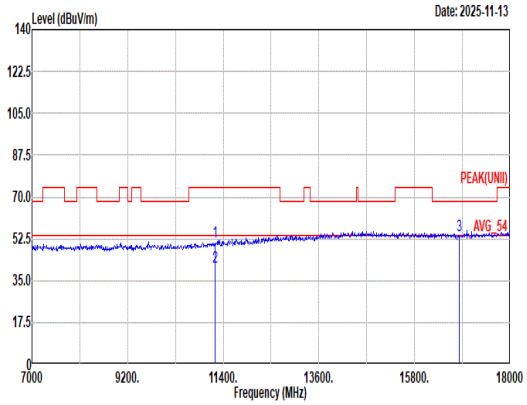 Site : 03CH23-HY Condition: PEAK(UNII) 3m DRH18-E_LE2C05A18EN_250702 HORIZONTAL Freq Level Limit Line Margin Read Level Ant Factor Cable Loss Preamp Factor Aux Factor APos TPos Remark MHz dBuV/m dBuV/m dB dBuV dB/m dB dB dB cm deg 1 11220.00 51.03 74.00 -22.97 34.78 38.30 15.52 39.81 2.24 -- -- Peak 2 11220.00 40.56 54.00 -13.44 24.31 38.30 15.52 39.81 2.24 -- -- Average 3 16830.00 53.97 68.20 -14.23 37.80 40.42 19.00 46.13 2.88 -- -- Peak	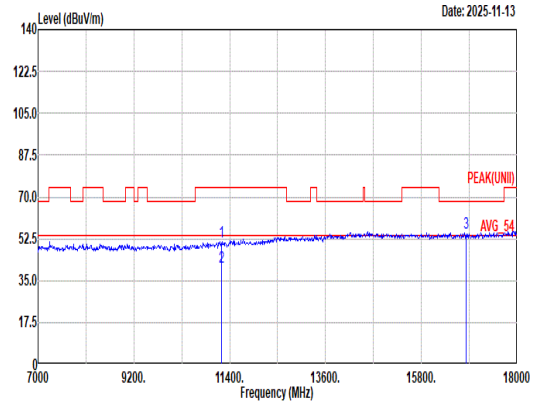 Site : 03CH23-HY Condition: PEAK(UNII) 3m DRH18-E_LE2C05A18EN_250702 VERTICAL Freq Level Limit Line Margin Read Level Ant Factor Cable Loss Preamp Factor Aux Factor APos TPos Remark MHz dBuV/m dBuV/m dB dBuV dB/m dB dB dB cm deg 1 11220.00 51.26 74.00 -22.74 35.01 38.30 15.52 39.81 2.24 -- -- Peak 2 11220.00 40.50 54.00 -13.50 24.25 38.30 15.52 39.81 2.24 -- -- Average 3 16830.00 54.73 68.20 -13.47 38.56 40.42 19.00 46.13 2.88 -- -- Peak

Mode	80	
	Harmonic	
	U-NII-2C_5.47-5.725_802.11ax HE80_CH122_Full RU_5610MHz	
ANT	0	
Pol.	Horizontal	Vertical
10.6G ~18G Avg	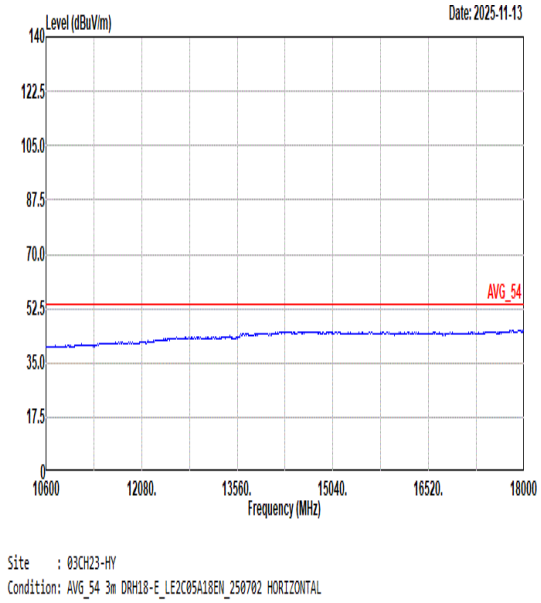	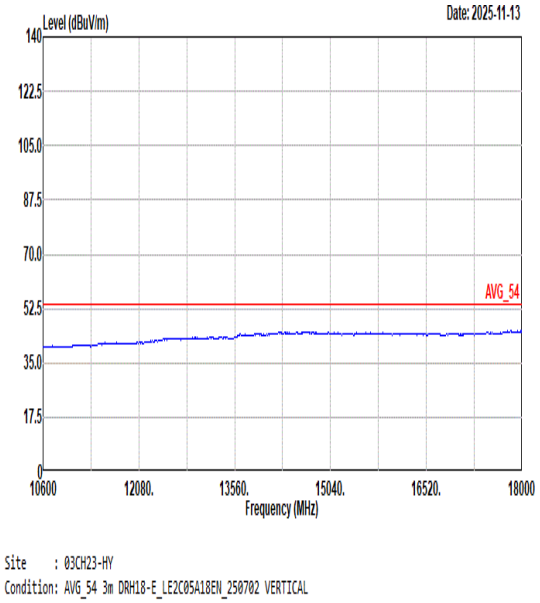

Mode	81	
	Band Edge - L	
	U-NII-2C_5.47-5.725_802.11ax HE80_CH138_Full RU_5690MHz	
ANT	0	
Pol.	Horizontal	Fundamental
Peak	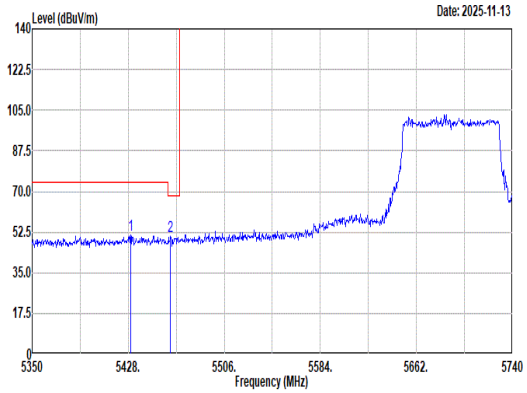 Site : 03CH23-HY Condition: STRADDLES U-NII-1&2A 3m DRH18-E_LE2C05A18EN_250702 HORIZONTAL : RBW:1000.000kHz VBW:3000.000kHz SWT:Auto Freq Level Limit Line Margin Read Level Ant Factor Cable Loss Preamp Factor Aux Factor APos TPos Remark MHz dBuV/m dBuV/m dB dBuV dB/m dB dB dB cm deg 1 5429.95 51.10 74.00 -22.90 37.52 32.66 10.86 33.45 3.51 106 302 Peak 2 5462.32 50.80 68.20 -17.40 37.18 32.72 10.92 33.54 3.52 106 302 Peak	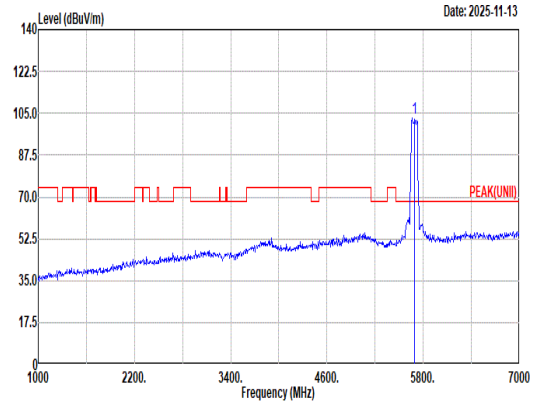 Site : 03CH23-HY Condition: PEAK(UNII) 3m DRH18-E_LE2C05A18EN_250702 HORIZONTAL : RBW:1000.000kHz VBW:3000.000kHz SWT:Auto Freq Level Limit Line Margin Read Level Ant Factor Cable Loss Preamp Factor Aux Factor APos TPos Remark MHz dBuV/m dBuV/m dB dBuV dB/m dB dB dB cm deg 1 5690.00 102.80 ------ ------ 88.34 33.57 11.18 33.86 3.57 106 302 Peak
Avg	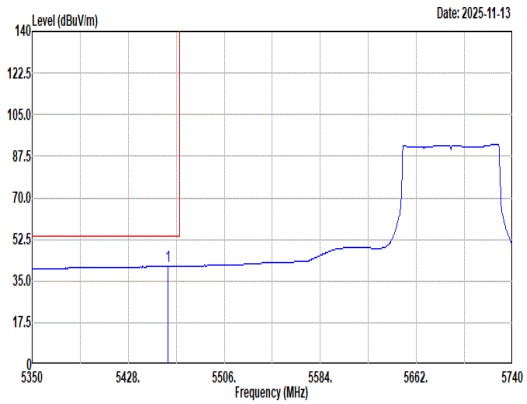 Site : 03CH23-HY Condition: U-NII-1&2A AVERAGE 3m DRH18-E_LE2C05A18EN_250702 HORIZONTAL : RBW:1000.000kHz VBW:0.010kHz SWT:Auto Freq Level Limit Line Margin Read Level Ant Factor Cable Loss Preamp Factor Aux Factor APos TPos Remark MHz dBuV/m dBuV/m dB dBuV dB/m dB dB dB cm deg 1 5459.98 41.09 54.00 -12.91 27.49 32.72 10.91 33.54 3.51 106 302 Average	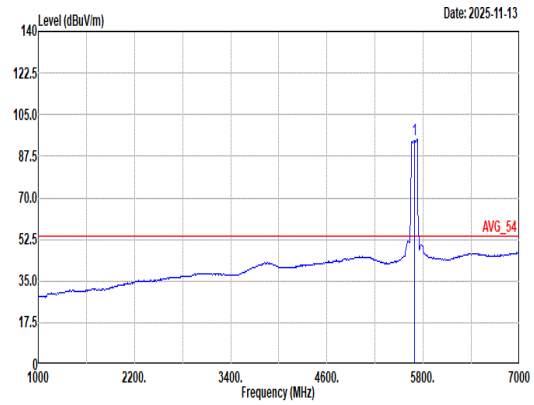 Site : 03CH23-HY Condition: AVG_54 3m DRH18-E_LE2C05A18EN_250702 HORIZONTAL : RBW:1000.000kHz VBW:0.010kHz SWT:Auto Freq Level Limit Line Margin Read Level Ant Factor Cable Loss Preamp Factor Aux Factor APos TPos Remark MHz dBuV/m dBuV/m dB dBuV dB/m dB dB dB cm deg 1 5690.00 94.73 ------ ------ 79.98 33.91 11.20 33.95 3.59 106 302 Average

Mode	81	
	Band Edge - R	
	U-NII-2C_5.47-5.725_802.11ax HE80_CH138_Full RU_5690MHz	
ANT	0	
Pol.	Horizontal	Fundamental
Peak	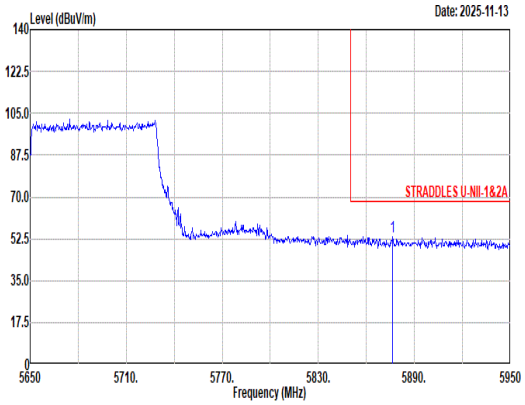 Site : 03CH23-HY Condition: STRADDLES U-NII-1&2A 3m DRH18-E_LE2C05A18EN_250702 HORIZONTAL : RBW:1000.000kHz VBW:3000.000kHz SWT:Auto Limit Read Ant Cable Preamp Aux APos TPos Freq Level Line Margin Level Factor Loss Factor Factor Remark MHz dBuV/m dBuV/m dB dBuV dB/m dB dB dB cm deg 1 5876.50 53.14 68.20 -15.06 38.35 34.05 11.30 34.14 3.58 106 302 Peak	Blank

Mode	81	
	Band Edge - L	
	U-NII-2C_5.47-5.725_802.11ax HE80_CH138_Full RU_5690MHz	
ANT	0	
Pol.	Vertical	Fundamental
Peak	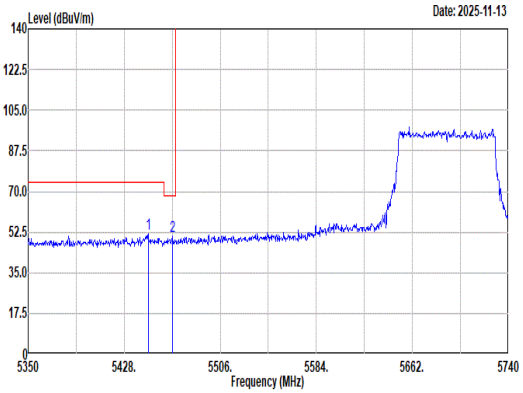 Site : 03CH23-HY Condition: STRADDLES U-NII-1&2A 3m DRH18-E_LE2C05A18EN_250702 VERTICAL : RBW:1000.000kHz VBW:3000.000kHz SWT:Auto 1 5447.50 51.54 74.00 -22.46 37.95 32.69 10.89 33.50 3.51 100 296 Peak 2 5467.00 50.54 68.20 -17.66 36.92 32.73 10.93 33.56 3.52 100 296 Peak	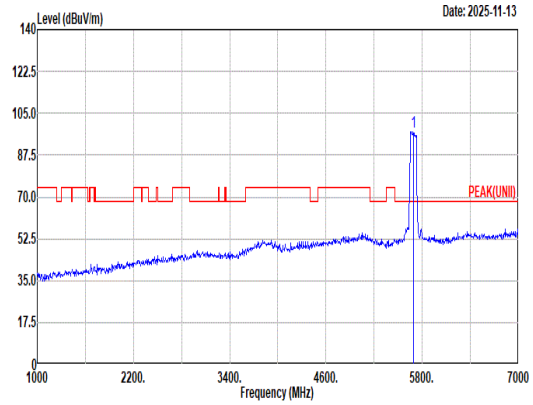 Site : 03CH23-HY Condition: PEAK(UNII) 3m DRH18-E_LE2C05A18EN_250702 VERTICAL : RBW:1000.000kHz VBW:3000.000kHz SWT:Auto 1 5690.00 97.40 ------ ------ 82.80 33.72 11.19 33.89 3.58 100 296 Peak
Avg	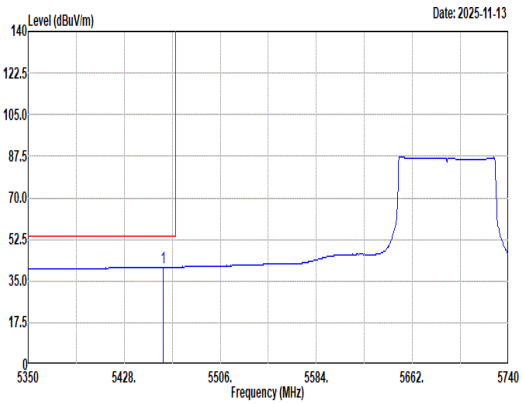 Site : 03CH23-HY Condition: U-NII-1&2A AVERAGE 3m DRH18-E_LE2C05A18EN_250702 VERTICAL : RBW:1000.000kHz VBW:0.010kHz SWT:Auto 1 5459.59 40.81 54.00 -13.19 27.20 32.72 10.91 33.53 3.51 100 296 Average	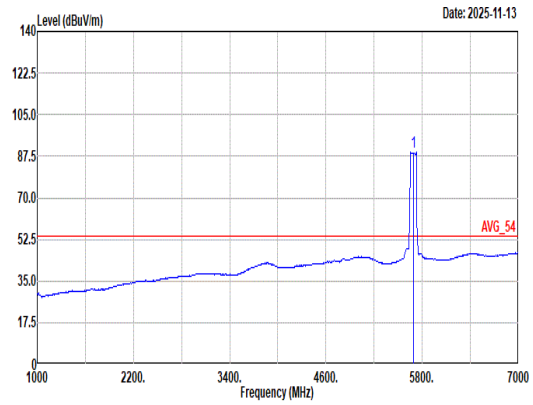 Site : 03CH23-HY Condition: AVG_54 3m DRH18-E_LE2C05A18EN_250702 VERTICAL : RBW:1000.000kHz VBW:0.010kHz SWT:Auto 1 5690.00 89.12 ------ ------ 74.68 33.54 11.18 33.85 3.57 100 296 Average

Mode	81	
	Band Edge - R	
	U-NII-2C_5.47-5.725_802.11ax HE80_CH138_Full RU_5690MHz	
ANT	0	
Pol.	Vertical	Fundamental
Peak	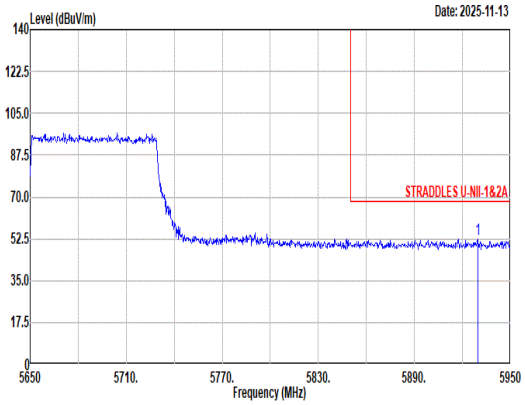 Site : 03CH23-HY Condition: STRADDLES U-NII-1&2A 3m DRH18-E_LE2C05A18EN_250702 VERTICAL : RBW:1000.000kHz VBW:3000.000kHz SWT:Auto Limit Read Ant Cable Preamp Aux APos TPos Freq Level Line Margin Level Factor Loss Factor Factor Remark MHz dBuV/m dBuV/m dB dBuV dB/m dB dB dB cm deg 1 5929.60 52.52 68.20 -15.68 37.82 34.00 11.35 34.21 3.56 100 296 Peak	Blank

Mode	81	
	Harmonic	
	U-NII-2C_5.47-5.725_802.11ax HE80_CH138_Full RU_5690MHz	
ANT	0	
Pol.	Horizontal	Vertical
Peak Avg	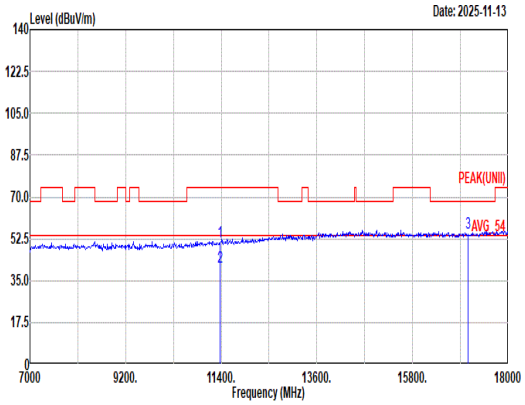 Site : 03CH23-HY Condition: PEAK(UNII) 3m DRH18-E_LE2C05A18EN_250702 HORIZONTAL Freq Level Limit Line Margin Read Level Ant Factor Cable Loss Preamp Factor Aux Factor APos TPos Remark 1 11380.00 51.21 74.00 -22.79 34.74 38.50 15.62 39.91 2.26 -- -- Peak 2 11380.00 40.54 54.00 -13.46 24.07 38.50 15.62 39.91 2.26 -- -- Average 3 17070.00 54.94 68.20 -13.26 38.74 40.42 19.13 46.33 2.98 -- -- Peak	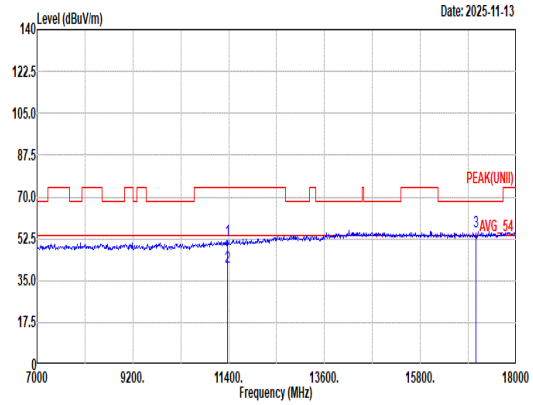 Site : 03CH23-HY Condition: PEAK(UNII) 3m DRH18-E_LE2C05A18EN_250702 VERTICAL Freq Level Limit Line Margin Read Level Ant Factor Cable Loss Preamp Factor Aux Factor APos TPos Remark 1 11380.00 51.88 74.00 -22.12 35.41 38.50 15.62 39.91 2.26 -- -- Peak 2 11380.00 40.52 54.00 -13.48 24.05 38.50 15.62 39.91 2.26 -- -- Average 3 17070.00 55.21 68.20 -12.99 39.01 40.42 19.13 46.33 2.98 -- -- Peak

Mode	81	
	Harmonic	
	U-NII-2C_5.47-5.725_802.11ax HE80_CH138_Full RU_5690MHz	
ANT	0	
Pol.	Horizontal	Vertical
10.6G ~18G Avg	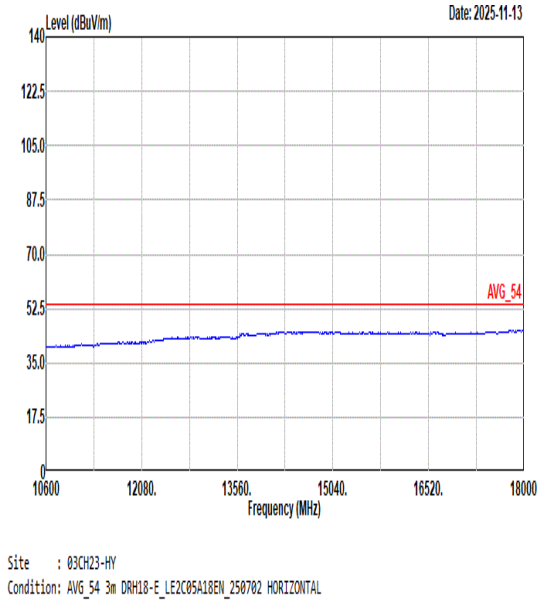	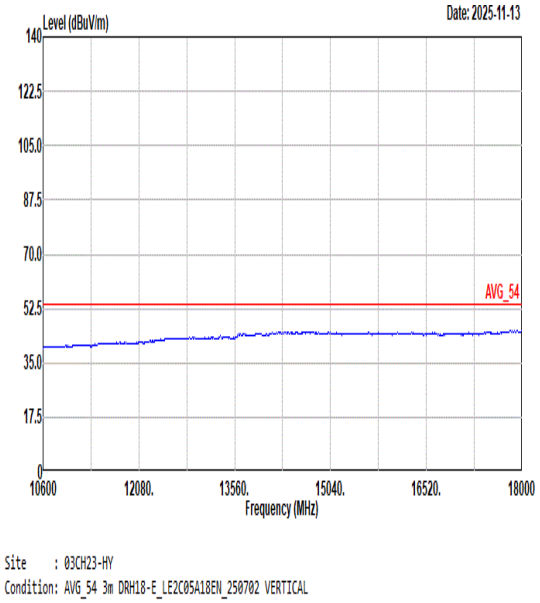

Mode	82	
	Band Edge - L	
	U-NII-2C_5.47-5.725_802.11ax HE160_CH114_Full RU_5570MHz	
ANT	0	
Pol.	Horizontal	Fundamental
Peak	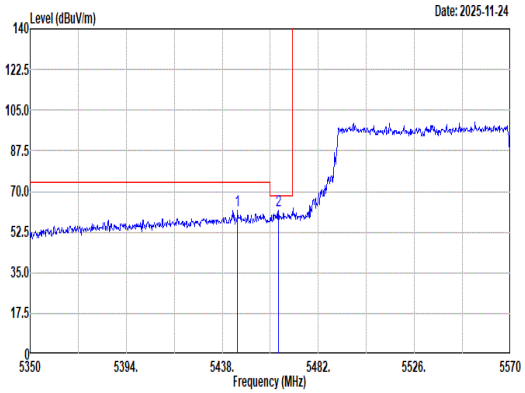 Site : 03CH23-HY Condition: PEAK_BE(UNII)_B3 3m DRH18-E_LE2C05A18EN_250702 HORIZONTAL : RBW:1000.000kHz VBW:3000.000kHz SWT:Auto Freq Level Limit Line Margin Read Level Ant Factor Cable Loss Preamp Factor Aux Factor APos TPos Remark MHz dBuV/m dBuV/m dB dBuV dB/m dB dB dB cm deg 1 5445.04 61.91 74.00 -12.09 48.31 32.69 10.89 33.49 3.51 100 309 Peak 2 5463.74 61.58 68.20 -6.62 47.96 32.73 10.92 33.55 3.52 100 309 Peak	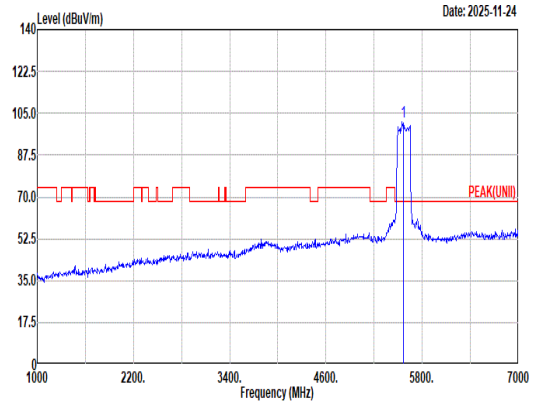 Site : 03CH23-HY Condition: PEAK(UNII) 3m DRH18-E_LE2C05A18EN_250702 HORIZONTAL : RBW:1000.000kHz VBW:3000.000kHz SWT:Auto Freq Level Limit Line Margin Read Level Ant Factor Cable Loss Preamp Factor Aux Factor APos TPos Remark MHz dBuV/m dBuV/m dB dBuV dB/m dB dB dB cm deg 1 5570.00 101.29 ------ ------ 87.30 33.09 11.07 33.71 3.54 100 309 Peak
Avg	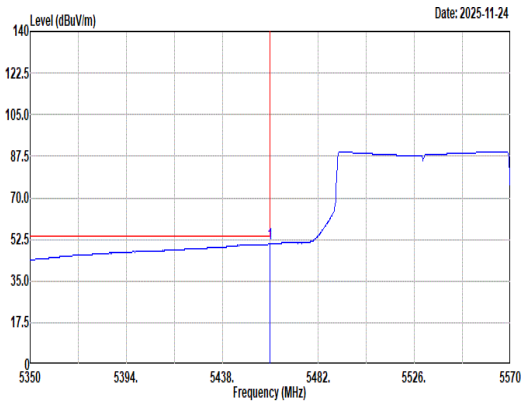 Site : 03CH23-HY Condition: AVG_BE(UNII)_B3 3m DRH18-E_LE2C05A18EN_250702 HORIZONTAL : RBW:1000.000kHz VBW:0.010kHz SWT:Auto Freq Level Limit Line Margin Read Level Ant Factor Cable Loss Preamp Factor Aux Factor APos TPos Remark MHz dBuV/m dBuV/m dB dBuV dB/m dB dB dB cm deg 1 5460.00 50.54 54.00 -3.46 36.94 32.72 10.91 33.54 3.51 100 309 Average	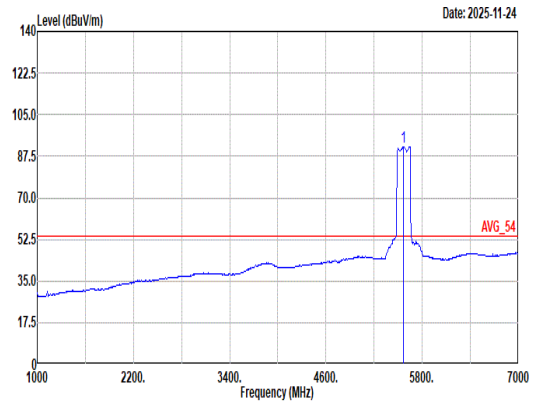 Site : 03CH23-HY Condition: AVG_54 3m DRH18-E_LE2C05A18EN_250702 HORIZONTAL : RBW:1000.000kHz VBW:0.010kHz SWT:Auto Freq Level Limit Line Margin Read Level Ant Factor Cable Loss Preamp Factor Aux Factor APos TPos Remark MHz dBuV/m dBuV/m dB dBuV dB/m dB dB dB cm deg 1 5570.00 91.39 ------ ------ 76.99 33.50 11.18 33.85 3.57 100 309 Average

Mode	82	
	Band Edge - R	
	U-NII-2C_5.47-5.725_802.11ax HE160_CH114_Full RU_5570MHz	
ANT	0	
Pol.	Horizontal	Fundamental
Peak	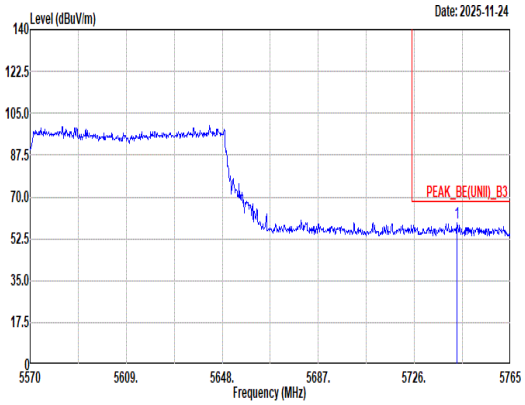 Site : 03CH23-HY Condition: PEAK_BE(UNII)_B3 3m DRH18-E_LE2C05A18EN_250702 HORIZONTAL : RBW:1000.000kHz VBW:3000.000kHz SWT:Auto Limit Read Ant Cable Preamp Aux APos TPos Freq Level Line Margin Level Factor Loss Factor Factor Remark MHz dBuV/m dBuV/m dB dBuV dB/m dB dB dB cm deg 1 5743.36 59.31 68.20 -8.89 44.51 33.97 11.21 33.97 3.59 100 309 Peak	Blank

Mode	82	
	Band Edge - L	
	U-NII-2C_5.47-5.725_802.11ax HE160_CH114_Full RU_5570MHz	
ANT	0	
Pol.	Vertical	Fundamental
Peak	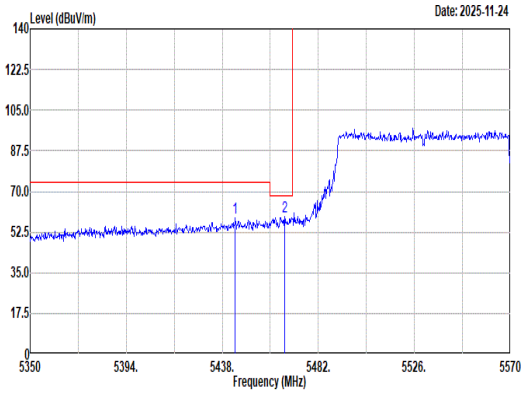 Site : 03CH23-HY Condition: PEAK_BE(UNII)_B3 3m DRH18-E_LE2C05A18EN_250702 VERTICAL : RBW:1000.000kHz VBW:3000.000kHz SWT:Auto Freq Level Limit Line Margin Read Level Ant Factor Cable Loss Preamp Factor Aux Factor APos TPos Remark MHz dBuV/m dBuV/m dB dBuV dB/m dB dB dB cm deg 1 5443.94 58.80 74.00 -15.20 45.20 32.69 10.89 33.49 3.51 103 270 Peak 2 5466.60 59.05 68.20 -9.15 45.42 32.73 10.93 33.55 3.52 103 270 Peak	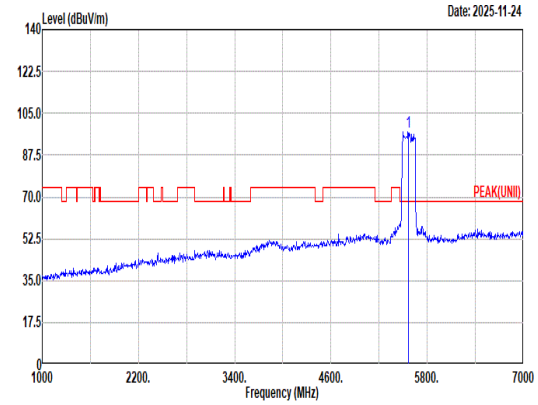 Site : 03CH23-HY Condition: PEAK(UNII) 3m DRH18-E_LE2C05A18EN_250702 VERTICAL : RBW:1000.000kHz VBW:3000.000kHz SWT:Auto Freq Level Limit Line Margin Read Level Ant Factor Cable Loss Preamp Factor Aux Factor APos TPos Remark MHz dBuV/m dBuV/m dB dBuV dB/m dB dB dB cm deg 1 5570.00 97.25 ------ ------ 83.60 32.79 10.97 33.63 3.52 103 270 Peak
Avg	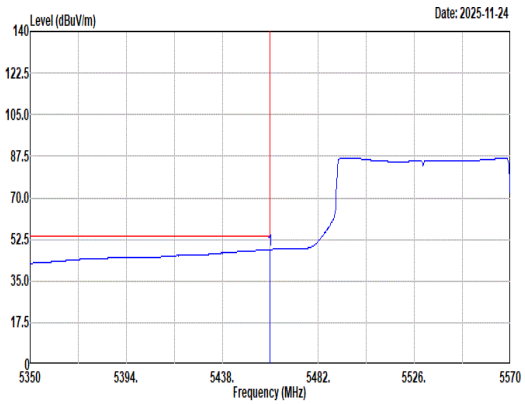 Site : 03CH23-HY Condition: AVG_BE(UNII)_B3 3m DRH18-E_LE2C05A18EN_250702 VERTICAL : RBW:1000.000kHz VBW:0.010kHz SWT:Auto Freq Level Limit Line Margin Read Level Ant Factor Cable Loss Preamp Factor Aux Factor APos TPos Remark MHz dBuV/m dBuV/m dB dBuV dB/m dB dB dB cm deg 1 5460.00 48.26 54.00 -5.74 34.66 32.72 10.91 33.54 3.51 103 270 Average	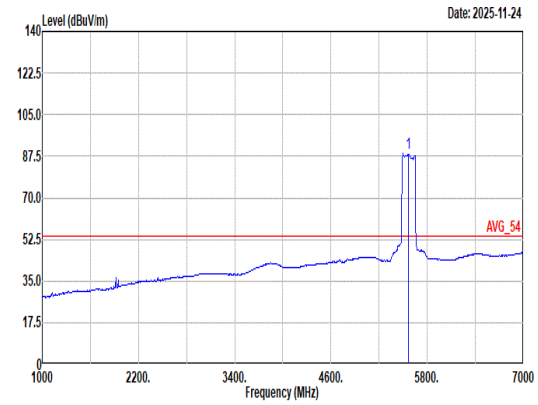 Site : 03CH23-HY Condition: AVG_54 3m DRH18-E_LE2C05A18EN_250702 VERTICAL : RBW:1000.000kHz VBW:0.010kHz SWT:Auto Freq Level Limit Line Margin Read Level Ant Factor Cable Loss Preamp Factor Aux Factor APos TPos Remark MHz dBuV/m dBuV/m dB dBuV dB/m dB dB dB cm deg 1 5570.00 88.52 ------ ------ 74.87 32.79 10.97 33.63 3.52 103 270 Average

Mode	82	
	Band Edge - R	
	U-NII-2C_5.47-5.725_802.11ax HE160_CH114_Full RU_5570MHz	
ANT	0	
Pol.	Vertical	Fundamental
Peak	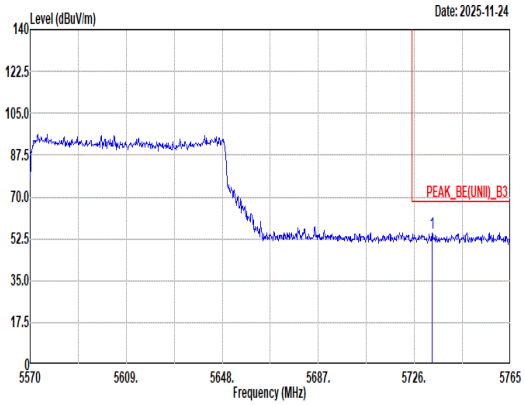 Site : 03CH23-HY Condition: PEAK_BE(UNII)_B3 3m DRH18-E_LE2C05A18EN_250702 VERTICAL : RBW:1000.000kHz VBW:3000.000kHz SWT:Auto Limit Read Ant Cable Preamp Aux APos TPos Freq Level Line Margin Level Factor Loss Factor Factor Remark MHz dBuV/m dBuV/m dB dBuV dB/m dB dB dB cm deg 1 5733.22 55.05 68.20 -13.15 40.27 33.93 11.21 33.95 3.59 103 270 Peak	Blank

Mode	82	
	Harmonic	
	U-NII-2C_5.47-5.725_802.11ax HE160_CH114_Full RU_5570MHz	
ANT	0	
Pol.	Horizontal	Vertical
Peak Avg	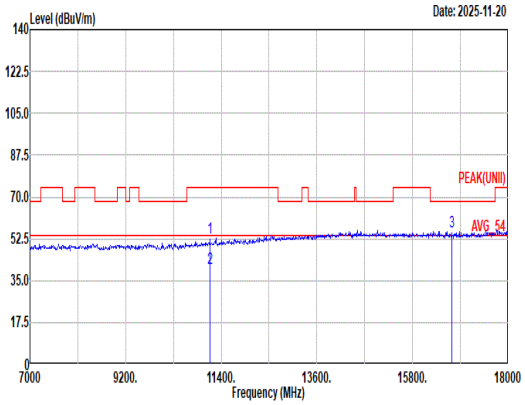 Site : 03CH23-HY Condition: PEAK(UNII) 3m DRH18-E_LE2C05A18EN_250702 HORIZONTAL Freq Level Limit Line Margin Read Level Ant Factor Cable Loss Preamp Factor Aux Factor APos TPos Remark MHz dBuV/m dBuV/m dB dBuV dB/m dB dB dB cm deg 1 11140.00 52.70 74.00 -21.30 36.57 38.20 15.46 39.76 2.23 -- -- Peak 2 11140.00 40.30 54.00 -13.70 24.17 38.20 15.46 39.76 2.23 -- -- Average 3 16710.00 55.25 68.20 -12.95 39.06 40.46 18.94 46.03 2.82 -- -- Peak	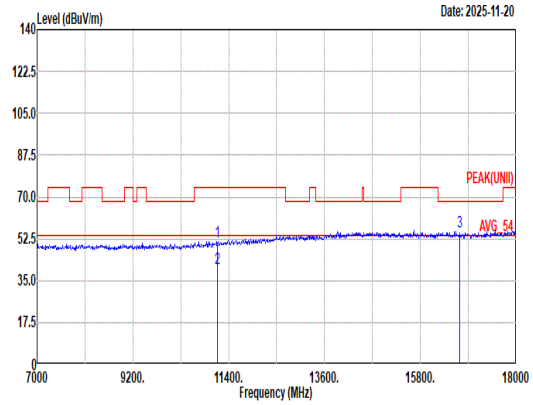 Site : 03CH23-HY Condition: PEAK(UNII) 3m DRH18-E_LE2C05A18EN_250702 VERTICAL Freq Level Limit Line Margin Read Level Ant Factor Cable Loss Preamp Factor Aux Factor APos TPos Remark MHz dBuV/m dBuV/m dB dBuV dB/m dB dB dB cm deg 1 11140.00 51.33 74.00 -22.67 35.20 38.20 15.46 39.76 2.23 -- -- Peak 2 11140.00 40.31 54.00 -13.69 24.18 38.20 15.46 39.76 2.23 -- -- Average 3 16710.00 55.59 68.20 -12.61 39.40 40.46 18.94 46.03 2.82 -- -- Peak

Mode	82	
	Harmonic	
	U-NII-2C_5.47-5.725_802.11ax HE160_CH114_Full RU_5570MHz	
ANT	0	
Pol.	Horizontal	Vertical
10.6G ~18G Avg	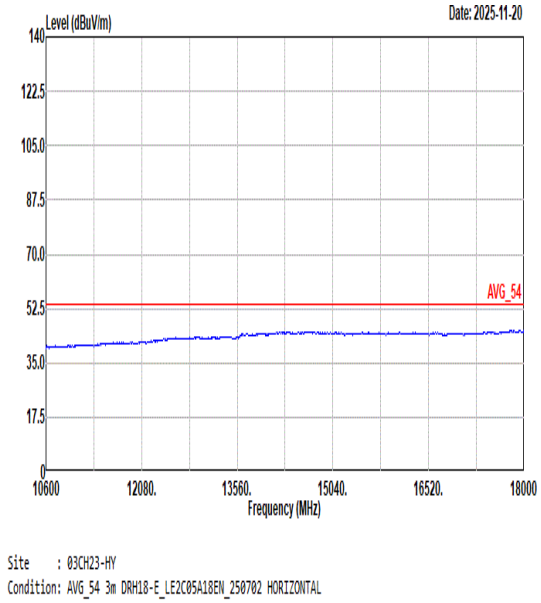	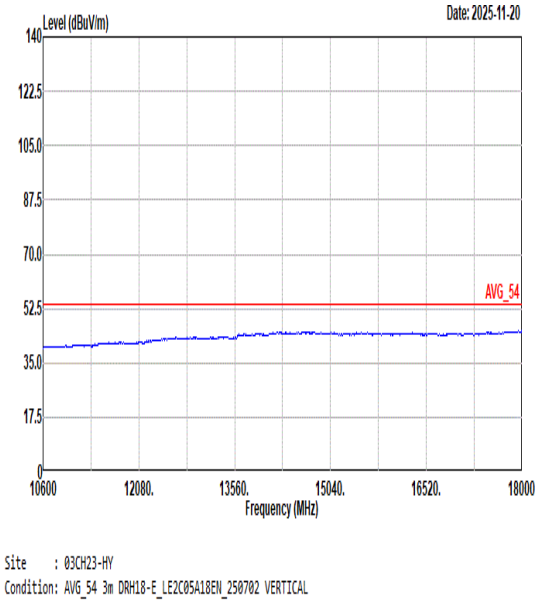

Mode	s	
	SHF	
ANT	0	
Pol.	Horizontal	Vertical
Peak	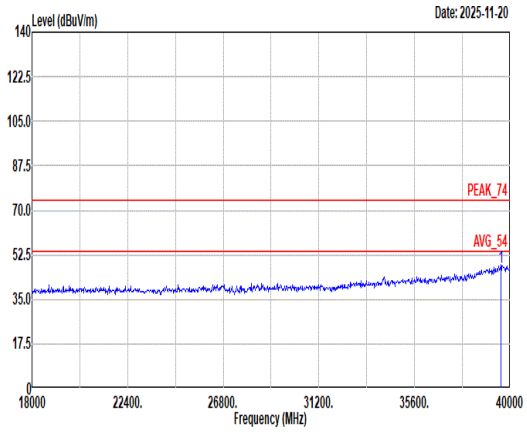 Site : 03CH23-HY Condition: PEAK_74 1m BBHA9170_1225_250702 HORIZONTAL Freq Level Limit Line Margin Read Level Ant Factor Cable Loss Preamp Factor Aux Factor APos TPos Remark MHz dBuV/m dBuV/m dB dBuV dB/m dB dB dB cm deg 1 39573.65 47.60 74.00 -26.40 43.00 46.14 31.05 63.05 -9.54 -- -- PEAK	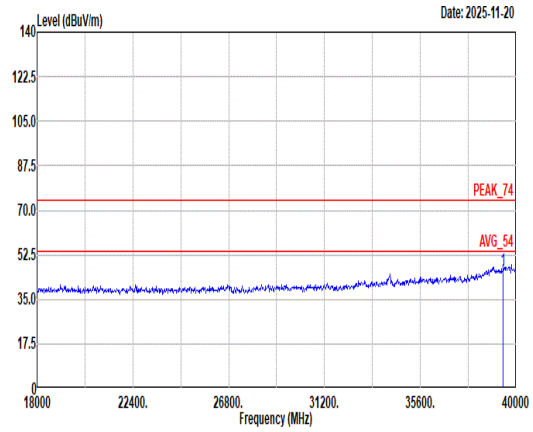 Site : 03CH23-HY Condition: PEAK_74 1m BBHA9170_1225_250702 VERTICAL Freq Level Limit Line Margin Read Level Ant Factor Cable Loss Preamp Factor Aux Factor APos TPos Remark MHz dBuV/m dBuV/m dB dBuV dB/m dB dB dB cm deg 1 39408.56 46.73 74.00 -27.27 42.30 45.70 31.04 62.77 -9.54 -- -- PEAK

Mode	84	
	LF	
ANT	0	
Pol.	Horizontal	Vertical
QP/ Peak	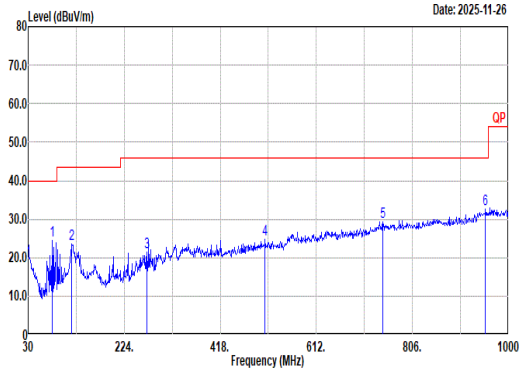	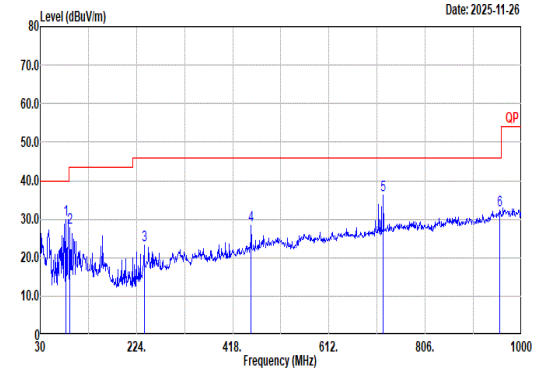

Site : 03CH23-HY
Condition: QP 3m CBL6111D&00802N1D01N-06 _47020 & 06_251004 HORIZONTAL

	Freq	Level	Limit Line	Margin	Read Level	Ant Factor	Cable Loss	Preamp Factor	Aux Factor	APos	TPos	Remark
	MHz	dBuV/m	dBuV/m	dB	dBuV	dB/m	dB	dB	dB	cm	deg	
1	78.50	24.47	40.00	-15.53	43.07	12.92	0.95	32.51	0.04	--	--	Peak
2	118.27	23.50	43.50	-20.00	37.77	16.97	1.21	32.49	0.04	--	--	Peak
3	269.59	21.36	46.00	-24.64	33.08	18.73	2.00	32.52	0.07	--	--	Peak
4	508.21	24.79	46.00	-21.21	31.43	23.06	2.86	32.68	0.12	--	--	Peak
5	746.83	29.35	46.00	-16.65	30.74	27.50	3.52	32.55	0.14	--	--	Peak
6	953.44	32.50	46.00	-13.50	29.17	30.18	4.06	31.11	0.20	--	--	Peak

Site : 03CH23-HY
Condition: QP 3m CBL6111D&00802N1D01N-06 _47020 & 06_251004 VERTICAL

	Freq	Level	Limit Line	Margin	Read Level	Ant Factor	Cable Loss	Preamp Factor	Aux Factor	APos	TPos	Remark
	MHz	dBuV/m	dBuV/m	dB	dBuV	dB/m	dB	dB	dB	cm	deg	
1	82.38	30.03	40.00	-9.97	48.17	13.36	0.97	32.51	0.04	--	--	Peak
2	90.14	27.71	43.50	-15.79	44.59	14.54	1.04	32.51	0.05	--	--	Peak
3	239.52	23.39	46.00	-22.61	37.15	16.82	1.86	32.51	0.07	--	--	Peak
4	454.86	28.38	46.00	-17.62	35.95	22.34	2.67	32.66	0.08	--	--	Peak
5	721.61	36.12	46.00	-9.88	38.55	26.58	3.49	32.63	0.13	--	--	Peak
6	956.35	32.39	46.00	-13.61	28.96	30.23	4.07	31.08	0.21	--	--	Peak

Appendix D. Duty Cycle Plots

Band	Duty Cycle (%)	T(us)	1/T (KHz)	VBW Setting	Duty Factor (dB)
802.11a	99.10	-	-	10Hz	0.04
5GHz 802.11n HT20	99.74	-	-	10Hz	0.01
5GHz 802.11n HT40	100.00	-	-	10Hz	0.00
5GHz 802.11ac VHT20	99.63	-	-	10Hz	0.02
5GHz 802.11ac VHT40	100.00	-	-	10Hz	0.00
5GHz 802.11ac VHT80	99.63	-	-	10Hz	0.02
5GHz 802.11ac VHT160	100.00	-	-	10Hz	0.00
5GHz 802.11ax HE20 Full RU	99.63	-	-	10Hz	0.02
5GHz 802.11ax HE20 26 RU	99.60	-	-	10Hz	0.02
5GHz 802.11ax HE20 52 RU	99.60	-	-	10Hz	0.02
5GHz 802.11ax HE20 106 RU	99.62	-	-	10Hz	0.02
5GHz 802.11ax HE20 242 RU	98.93	-	-	10Hz	0.05
5GHz 802.11ax HE40 Full RU	100.00	-	-	10Hz	0.00
5GHz 802.11ax HE40 484 RU	98.07	-	-	10Hz	0.08
5GHz 802.11ax HE80 Full RU	100.00	-	-	10Hz	0.00
5GHz 802.11ax HE80 996 RU	97.51	667	1.50	1.6kHz	0.11
5GHz 802.11ax HE160 Full RU	99.63	-	-	10Hz	0.02
5GHz 802.11ax HE160 1992 RU	97.35	662	1.51	1.6kHz	0.12
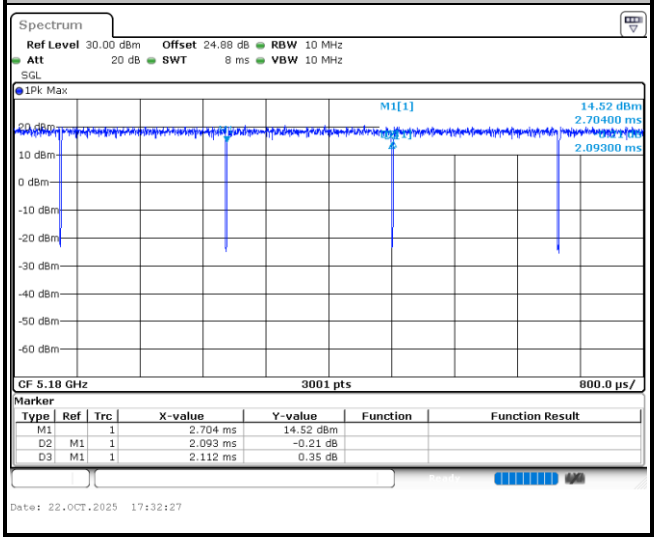
802.11a