Mode	19	
	Band Edge	
	U-NII-3_5.725-5.85_802.11ax HE20_CH165_Partial RU 106/54_5825MHz	
ANT	0	
Pol.	Vertical	Fundamental
Peak	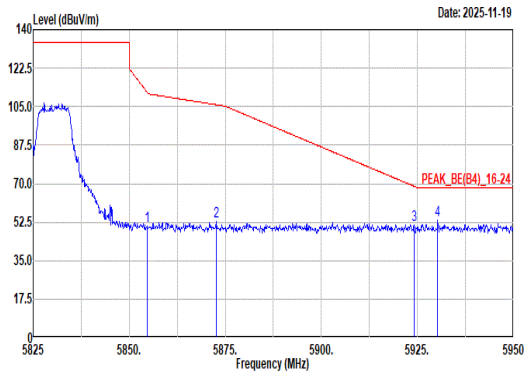 Site : 03CH23-HY Condition: PEAK_BE(B4)_16-24 3m DRH18-E_LE2C05A18EN_250702 VERTICAL : RBW:1000.000kHz VBW:3000.000kHz SWT:Auto Freq Level Limit Line Margin Read Level Ant Factor Cable Loss Preamp Factor Aux Factor APos TPos Remark MHz dBuV/m dBuV/m dB dBuV dB/m dB dB dB cm deg 1 5854.75 50.89 111.37 -60.48 36.04 34.09 11.28 34.11 3.59 108 8 Peak 2 5872.75 52.69 105.83 -53.14 37.89 34.05 11.30 34.13 3.58 108 8 Peak 3 5924.13 51.00 68.84 -17.84 36.28 34.00 11.35 34.20 3.57 108 8 Peak 4 5930.25 53.34 68.20 -14.86 38.64 34.00 11.35 34.21 3.56 108 8 Peak	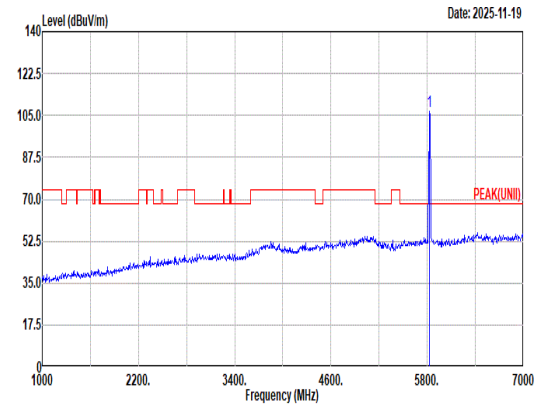 Site : 03CH23-HY Condition: PEAK(UNII) 3m DRH18-E_LE2C05A18EN_250702 VERTICAL : RBW:1000.000kHz VBW:3000.000kHz SWT:Auto Freq Level Limit Line Margin Read Level Ant Factor Cable Loss Preamp Factor Aux Factor APos TPos Remark MHz dBuV/m dBuV/m dB dBuV dB/m dB dB dB cm deg 1 5825.00 106.55 ------ ------ 91.67 34.10 11.26 34.08 3.60 108 8 Peak
Avg	Blank	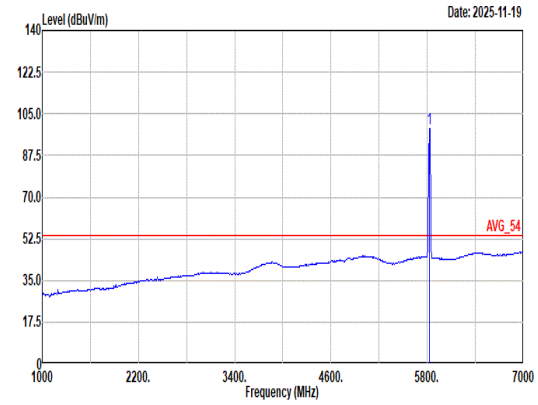 Site : 03CH23-HY Condition: AVG_54 3m DRH18-E_LE2C05A18EN_250702 VERTICAL : RBW:1000.000kHz VBW:0.010kHz SWT:Auto Freq Level Limit Line Margin Read Level Ant Factor Cable Loss Preamp Factor Aux Factor APos TPos Remark MHz dBuV/m dBuV/m dB dBuV dB/m dB dB dB cm deg 1 5825.00 98.90 ------ ------ 84.02 34.10 11.26 34.08 3.60 108 8 Average

Mode	20	
	Band Edge - L	
	U-NII-3_5.725-5.85_802.11ax HE40_CH151_Full RU_5755MHz	
ANT	0	
Pol.	Horizontal	Fundamental
Peak	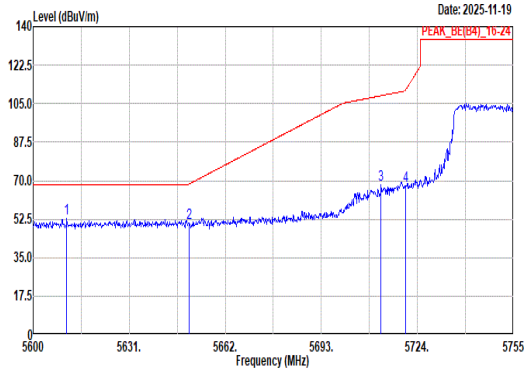 Site : 03CH23-HY Condition: PEAK_BE(B4)_16-24 3m DRH18-E_LE2C05A18EN_250702 HORIZONTAL : RBW:1000.000kHz VBW:3000.000kHz SWT:Auto Freq Level Limit Line Margin Read Level Ant Factor Cable Loss Preamp Factor Aux Factor APos TPos Remark MHz dBuV/m dBuV/m dB dBuV dB/m dB dB dB cm deg 1 5610.85 52.61 68.20 -15.59 38.42 33.27 11.16 33.79 3.55 101 310 Peak 2 5650.22 50.86 68.36 -17.50 36.46 33.50 11.18 33.85 3.57 101 310 Peak 3 5712.22 68.05 108.62 -40.57 53.35 33.85 11.20 33.93 3.58 101 310 Peak 4 5720.28 67.82 111.44 -43.62 53.09 33.88 11.20 33.94 3.59 101 310 Peak	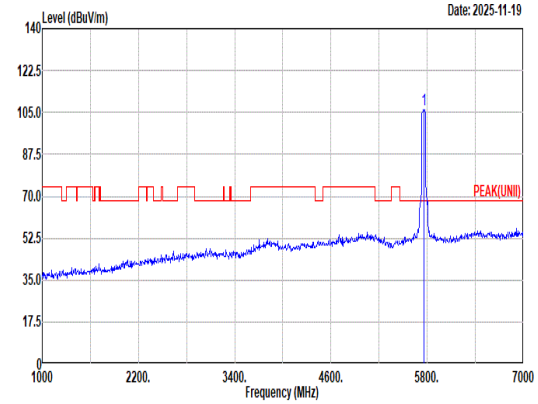 Site : 03CH23-HY Condition: PEAK(UNII) 3m DRH18-E_LE2C05A18EN_250702 HORIZONTAL : RBW:1000.000kHz VBW:3000.000kHz SWT:Auto Freq Level Limit Line Margin Read Level Ant Factor Cable Loss Preamp Factor Aux Factor APos TPos Remark MHz dBuV/m dBuV/m dB dBuV dB/m dB dB dB cm deg 1 5755.00 106.24 ------ ------ 91.38 34.04 11.22 34.00 3.60 101 310 Peak
Avg	Blank	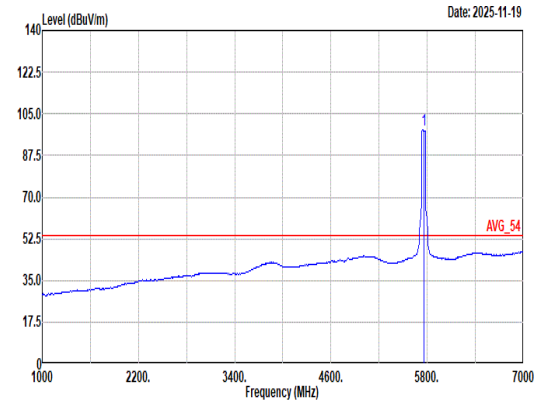 Site : 03CH23-HY Condition: AVG_54 3m DRH18-E_LE2C05A18EN_250702 HORIZONTAL : RBW:1000.000kHz VBW:0.010kHz SWT:Auto Freq Level Limit Line Margin Read Level Ant Factor Cable Loss Preamp Factor Aux Factor APos TPos Remark MHz dBuV/m dBuV/m dB dBuV dB/m dB dB dB cm deg 1 5755.00 98.04 ------ ------ 83.24 33.96 11.21 33.96 3.59 101 310 Average

Mode	20	
	Band Edge - R	
	U-NII-3_5.725-5.85_802.11ax HE40_CH151_Full RU_5755MHz	
ANT	0	
Pol.	Horizontal	Fundamental
Peak	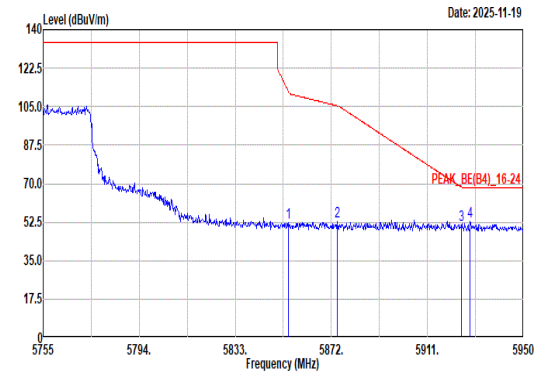 Site : 03CH23-HY Condition: PEAK_BE(B4)_16-24 3m DRH18-E_LE2C05A18EN_250702 HORIZONTAL : RBW:1000.000kHz VBW:3000.000kHz SWT:Auto Limit Read Ant Cable Preamp Aux APos TPos Freq Level Line Margin Level Factor Loss Factor Factor Remark MHz dBuV/m dBuV/m dB dBuV dB/m dB dB dB cm deg 1 5854.65 52.39 111.61 -59.22 37.54 34.09 11.28 34.11 3.59 101 310 Peak 2 5874.54 52.81 105.33 -52.52 38.02 34.05 11.30 34.14 3.58 101 310 Peak 3 5924.85 51.17 68.31 -17.14 36.45 34.00 11.35 34.20 3.57 101 310 Peak 4 5928.36 52.82 68.20 -15.38 38.11 34.00 11.35 34.21 3.57 101 310 Peak	Blank

Mode	20	
	Band Edge - L	
	U-NII-3_5.725-5.85_802.11ax HE40_CH151_Full RU_5755MHz	
ANT	0	
Pol.	Vertical	Fundamental
Peak	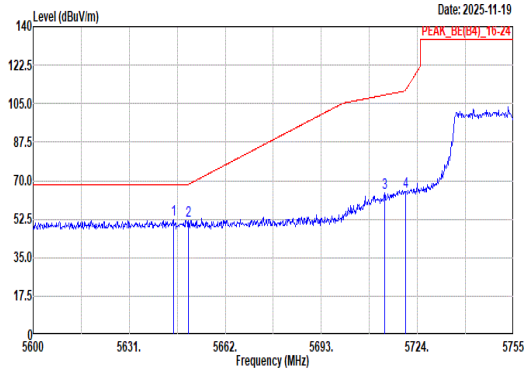 Site : 03CH23-HY Condition: PEAK_BE(B4)_16-24 3m DRH18-E_LE2C05A18EN_250702 VERTICAL : RBW:1000.000kHz VBW:3000.000kHz SWT:Auto Freq Level Limit Line Margin Read Level Ant Factor Cable Loss Preamp Factor Aux Factor APos TPos Remark MHz dBuV/m dBuV/m dB dBuV dB/m dB dB dB cm deg 1 5645.26 52.23 68.20 -15.97 37.86 33.47 11.18 33.84 3.56 104 7 Peak 2 5650.07 52.04 68.25 -16.21 37.64 33.50 11.18 33.85 3.57 104 7 Peak 3 5713.46 64.64 108.97 -44.33 49.94 33.85 11.20 33.93 3.58 104 7 Peak 4 5720.13 65.19 111.09 -45.90 50.46 33.88 11.20 33.94 3.59 104 7 Peak	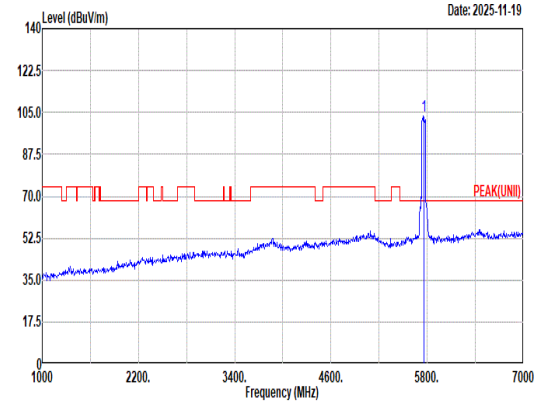 Site : 03CH23-HY Condition: PEAK(UNII) 3m DRH18-E_LE2C05A18EN_250702 VERTICAL : RBW:1000.000kHz VBW:3000.000kHz SWT:Auto Freq Level Limit Line Margin Read Level Ant Factor Cable Loss Preamp Factor Aux Factor APos TPos Remark MHz dBuV/m dBuV/m dB dBuV dB/m dB dB dB cm deg 1 5755.00 103.40 ------ ------ 88.59 33.98 11.21 33.97 3.59 104 7 Peak
Avg	Blank	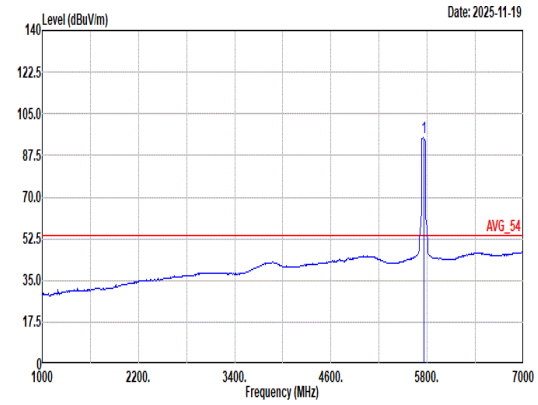 Site : 03CH23-HY Condition: AVG_54 3m DRH18-E_LE2C05A18EN_250702 VERTICAL : RBW:1000.000kHz VBW:0.010kHz SWT:Auto Freq Level Limit Line Margin Read Level Ant Factor Cable Loss Preamp Factor Aux Factor APos TPos Remark MHz dBuV/m dBuV/m dB dBuV dB/m dB dB dB cm deg 1 5755.00 95.07 ------ ------ 80.24 34.00 11.21 33.98 3.60 104 7 Average	

Mode	20	
	Band Edge - R	
	U-NII-3_5.725-5.85_802.11ax HE40_CH151_Full RU_5755MHz	
ANT	0	
Pol.	Vertical	Fundamental
Peak	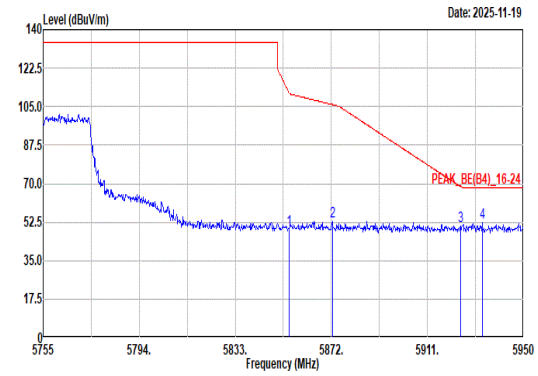 Site : 03CH23-HY Condition: PEAK_BE(B4)_16-24 3m DRH18-E_LE2C05A18EN_250702 VERTICAL : RBW:1000.000kHz VBW:3000.000kHz SWT:Auto Limit Read Ant Cable Preamp Aux APos TPos Freq Level Line Margin Level Factor Loss Factor Factor Remark MHz dBuV/m dBuV/m dB dBuV dB/m dB dB dB cm deg 1 5854.84 49.36 111.16 -61.80 34.51 34.09 11.28 34.11 3.59 104 7 Peak 2 5872.39 52.57 105.93 -53.36 37.76 34.06 11.30 34.13 3.58 104 7 Peak 3 5924.46 50.61 68.60 -17.99 35.89 34.00 11.35 34.20 3.57 104 7 Peak 4 5933.23 52.50 68.20 -15.70 37.79 34.00 11.36 34.21 3.56 104 7 Peak	Blank

Mode	21
	Band Edge - L
	U-NII-3_5.725-5.85_802.11ax HE40_CH159_Full RU_5795MHz
ANT	0

Pol.	Horizontal	Fundamental
Peak	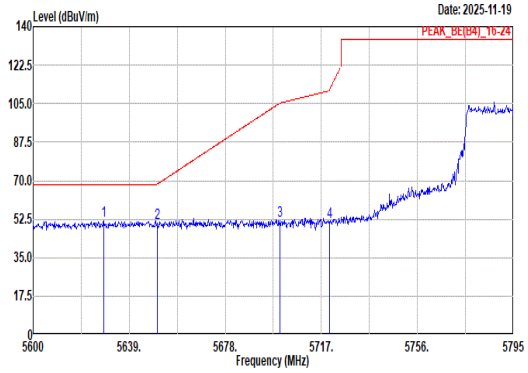 Site : 03CH23-HY Condition: PEAK_BE(B4)_16-24 3m DRH18-E_LE2C05A18EN_250702 HORIZONTAL : RBW:1000.000kHz VBW:3000.000kHz SWT:Auto Freq Level Limit Line Margin Read Level Ant Factor Cable Loss Preamp Factor Aux Factor APos TPos Remark MHz dBuV/m dBuV/m dB dBuV dB/m dB dB dB cm deg 1 5628.67 52.03 68.20 -16.17 37.75 33.37 11.17 33.82 3.56 100 306 Peak 2 5650.51 50.51 68.58 -18.07 36.11 33.50 11.18 33.85 3.57 100 306 Peak 3 5700.23 51.65 105.26 -53.61 36.98 33.80 11.20 33.91 3.58 100 306 Peak 4 5720.32 51.50 111.52 -60.02 36.77 33.88 11.20 33.94 3.59 100 306 Peak	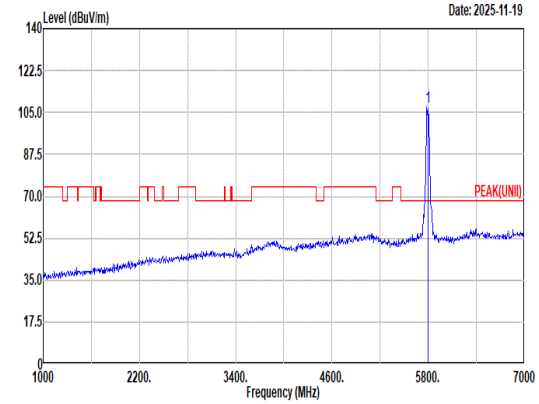 Site : 03CH23-HY Condition: PEAK(UNII) 3m DRH18-E_LE2C05A18EN_250702 HORIZONTAL : RBW:1000.000kHz VBW:3000.000kHz SWT:Auto Freq Level Limit Line Margin Read Level Ant Factor Cable Loss Preamp Factor Aux Factor APos TPos Remark MHz dBuV/m dBuV/m dB dBuV dB/m dB dB dB cm deg 1 5795.00 107.39 ------ ------ 92.53 34.06 11.22 34.02 3.60 100 306 Peak
Avg	Blank	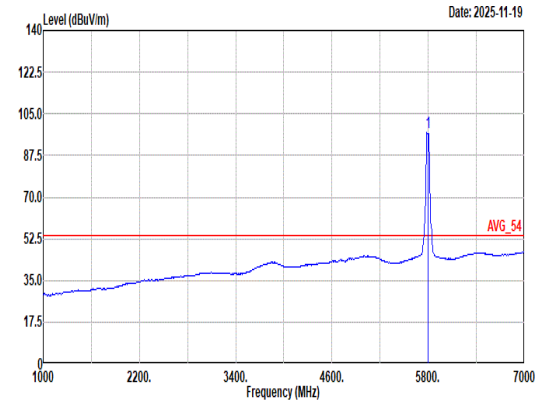 Site : 03CH23-HY Condition: AVG_54 3m DRH18-E_LE2C05A18EN_250702 HORIZONTAL : RBW:1000.000kHz VBW:0.010kHz SWT:Auto Freq Level Limit Line Margin Read Level Ant Factor Cable Loss Preamp Factor Aux Factor APos TPos Remark MHz dBuV/m dBuV/m dB dBuV dB/m dB dB dB cm deg 1 5795.00 97.01 ------ ------ 82.15 34.05 11.22 34.01 3.60 100 306 Average

Mode	21	
	Band Edge - R	
	U-NII-3_5.725-5.85_802.11ax HE40_CH159_Full RU_5795MHz	
ANT	0	
Pol.	Horizontal	Fundamental
Peak	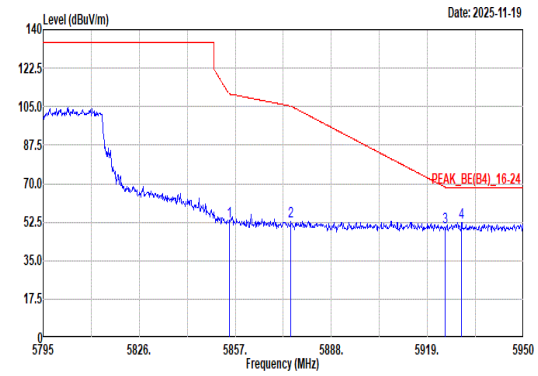 Site : 03CH23-HY Condition: PEAK_BE(B4)_16-24 3m DRH18-E_LE2C05A18EN_250702 HORIZONTAL : RBW:1000.000kHz VBW:3000.000kHz SWT:Auto Limit Read Ant Cable Preamp Aux APos TPos Freq Level Line Margin Level Factor Loss Factor Factor Remark MHz dBuV/m dBuV/m dB dBuV dB/m dB dB dB cm deg 1 5854.99 53.08 110.83 -57.75 38.23 34.09 11.28 34.11 3.59 100 306 Peak 2 5874.98 52.68 105.21 -52.53 37.89 34.05 11.30 34.14 3.58 100 306 Peak 3 5924.74 50.17 68.40 -18.23 35.45 34.00 11.35 34.20 3.57 100 306 Peak 4 5930.01 52.47 68.20 -15.73 37.77 34.00 11.35 34.21 3.56 100 306 Peak	Blank

Mode	21	
	Band Edge - L	
	U-NII-3_5.725-5.85_802.11ax HE40_CH159_Full RU_5795MHz	
ANT	0	
Pol.	Vertical	Fundamental
Peak	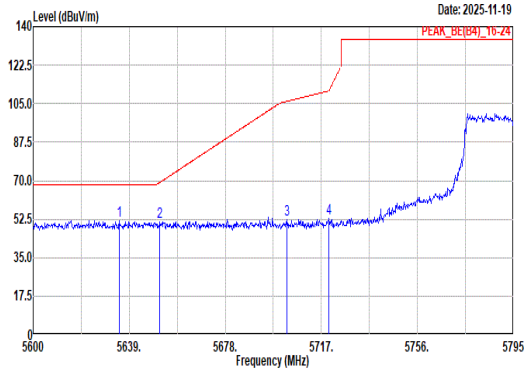 Site : 03CH23-HY Condition: PEAK_BE(B4)_16-24 3m DRH18-E_LE2C05A18EN_250702 VERTICAL : RBW:1000.000kHz VBW:3000.000kHz SWT:Auto Freq Level Limit Line Margin Read Level Ant Factor Cable Loss Preamp Factor Aux Factor APos TPos Remark MHz dBuV/m dBuV/m dB dBuV dB/m dB dB dB cm deg 1 5635.10 51.99 68.20 -16.21 37.68 33.41 11.17 33.83 3.56 116 7 Peak 2 5651.48 51.04 69.30 -18.26 36.63 33.51 11.18 33.85 3.57 116 7 Peak 3 5703.16 52.50 106.08 -53.58 37.82 33.81 11.20 33.91 3.58 116 7 Peak 4 5720.12 52.68 111.07 -58.39 37.95 33.88 11.20 33.94 3.59 116 7 Peak	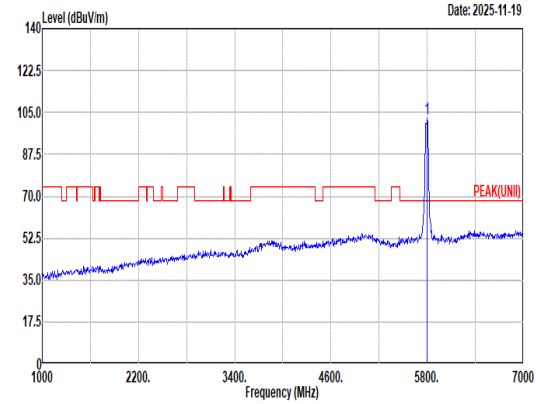 Site : 03CH23-HY Condition: PEAK(UNII) 3m DRH18-E_LE2C05A18EN_250702 VERTICAL : RBW:1000.000kHz VBW:3000.000kHz SWT:Auto Freq Level Limit Line Margin Read Level Ant Factor Cable Loss Preamp Factor Aux Factor APos TPos Remark MHz dBuV/m dBuV/m dB dBuV dB/m dB dB dB cm deg 1 5795.00 102.27 ------ ------ 87.37 34.10 11.23 34.04 3.61 116 7 Peak
Avg	Blank	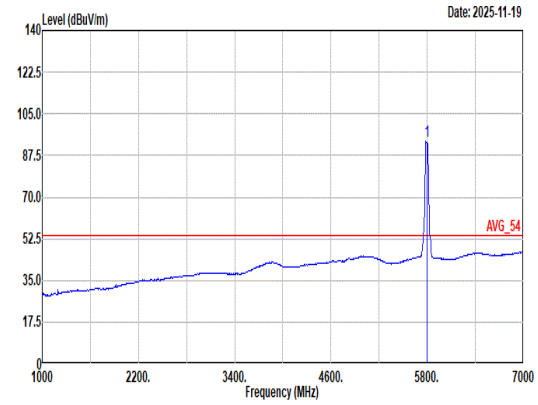 Site : 03CH23-HY Condition: AVG_54 3m DRH18-E_LE2C05A18EN_250702 VERTICAL : RBW:1000.000kHz VBW:0.010kHz SWT:Auto Freq Level Limit Line Margin Read Level Ant Factor Cable Loss Preamp Factor Aux Factor APos TPos Remark MHz dBuV/m dBuV/m dB dBuV dB/m dB dB dB cm deg 1 5795.00 93.46 ------ ------ 78.60 34.05 11.22 34.01 3.60 116 7 Average

Mode	21	
	Band Edge - R	
	U-NII-3_5.725-5.85_802.11ax HE40_CH159_Full RU_5795MHz	
ANT	0	
Pol.	Vertical	Fundamental
Peak	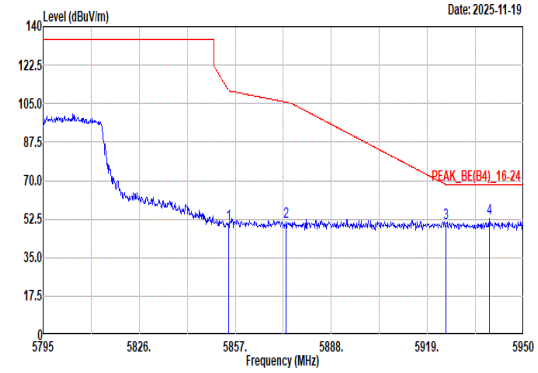 Site : 03CH23-HY Condition: PEAK_BE(B4)_16-24 3m DRH18-E_LE2C05A18EN_250702 VERTICAL : RBW:1000.000kHz VBW:3000.000kHz SWT:Auto Limit Read Ant Cable Preamp Aux APos TPos Freq Level Line Margin Level Factor Loss Factor Factor Remark MHz dBuV/m dBuV/m dB dBuV dB/m dB dB dB cm deg 1 5854.83 50.25 111.19 -60.94 35.40 34.09 11.28 34.11 3.59 116 7 Peak 2 5873.43 51.18 105.64 -54.46 36.39 34.05 11.30 34.14 3.58 116 7 Peak 3 5924.89 50.98 68.28 -17.30 36.26 34.00 11.35 34.20 3.57 116 7 Peak 4 5939.00 52.84 68.20 -15.36 38.14 34.00 11.36 34.22 3.56 116 7 Peak	Blank

Mode	22
	Band Edge - L
	U-NII-3_5.725-5.85_802.11ax HE80_CH155_Full RU_5775MHz
ANT	0

Pol.	Horizontal	Fundamental
Peak	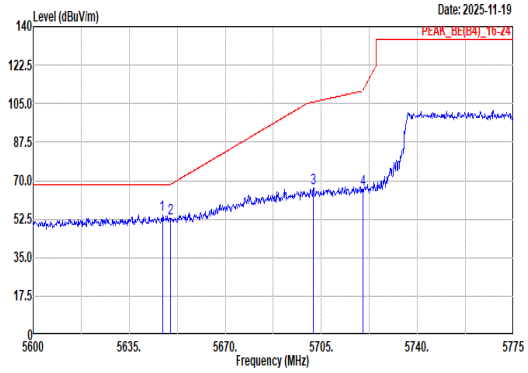 Site : 03CH23-HY Condition: PEAK_BE(B4)_16-24 3m DRH18-E_LE2C05A18EN_250702 HORIZONTAL : RBW:1000.000kHz VBW:3000.000kHz SWT:Auto Freq Level Limit Line Margin Read Level Ant Factor Cable Loss Preamp Factor Aux Factor APos TPos Remark MHz dBuV/m dBuV/m dB dBuV dB/m dB dB dB cm deg 1 5647.08 54.51 68.20 -13.69 40.13 33.48 11.18 33.84 3.56 100 309 Peak 2 5650.05 52.87 68.24 -15.37 38.47 33.50 11.18 33.85 3.57 100 309 Peak 3 5702.20 66.73 105.82 -39.09 52.05 33.81 11.20 33.91 3.58 100 309 Peak 4 5720.23 66.04 111.31 -45.27 51.31 33.88 11.20 33.94 3.59 100 309 Peak	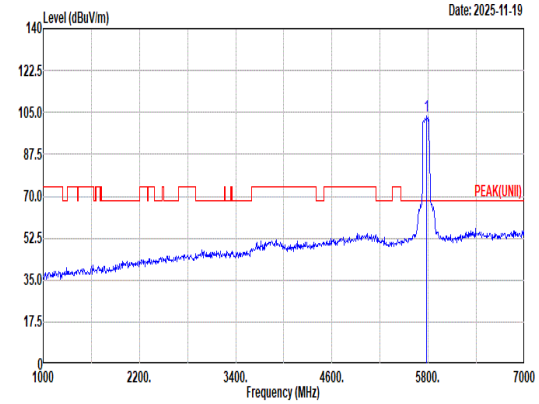 Site : 03CH23-HY Condition: PEAK(UNII) 3m DRH18-E_LE2C05A18EN_250702 HORIZONTAL : RBW:1000.000kHz VBW:3000.000kHz SWT:Auto Freq Level Limit Line Margin Read Level Ant Factor Cable Loss Preamp Factor Aux Factor APos TPos Remark MHz dBuV/m dBuV/m dB dBuV dB/m dB dB dB cm deg 1 5775.00 103.57 ------ ------ 88.71 34.06 11.22 34.02 3.60 100 309 Peak
Avg	Blank	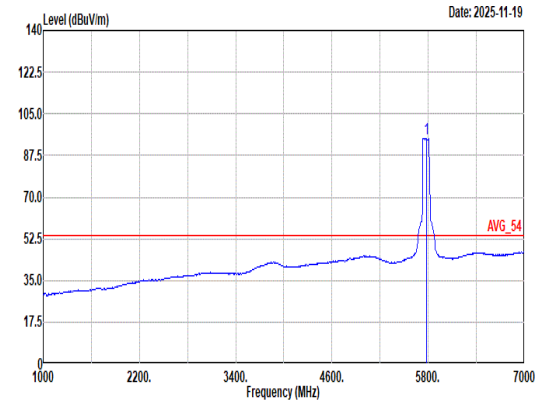 Site : 03CH23-HY Condition: AVG_54 3m DRH18-E_LE2C05A18EN_250702 HORIZONTAL : RBW:1000.000kHz VBW:0.010kHz SWT:Auto Freq Level Limit Line Margin Read Level Ant Factor Cable Loss Preamp Factor Aux Factor APos TPos Remark MHz dBuV/m dBuV/m dB dBuV dB/m dB dB dB cm deg 1 5775.00 94.61 ------ ------ 79.81 33.96 11.21 33.96 3.59 100 309 Average

Mode	22	
	Band Edge - R	
	U-NII-3_5.725-5.85_802.11ax HE80_CH155_Full RU_5775MHz	
ANT	0	
Pol.	Horizontal	Fundamental
Peak	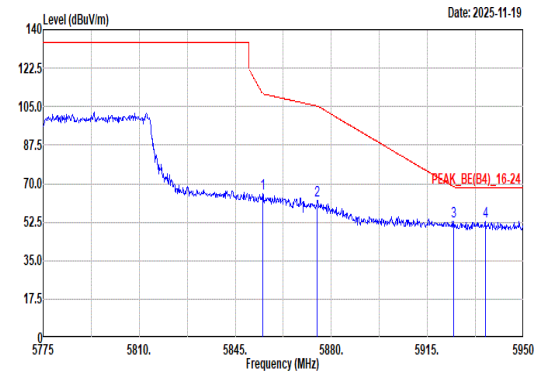 Site : 03CH23-HY Condition: PEAK_BE(B4)_16-24 3m DRH18-E_LE2C05A18EN_250702 HORIZONTAL : RBW:1000.000kHz VBW:3000.000kHz SWT:Auto Limit Read Ant Cable Preamp Aux APos TPos Freq Level Line Margin Level Factor Loss Factor Factor Remark MHz dBuV/m dBuV/m dB dBuV dB/m dB dB dB cm deg 1 5854.98 65.46 110.86 -45.40 50.61 34.09 11.28 34.11 3.59 100 309 Peak 2 5874.93 62.25 105.22 -42.97 47.46 34.05 11.30 34.14 3.58 100 309 Peak 3 5924.63 52.64 68.48 -15.84 37.92 34.00 11.35 34.20 3.57 100 309 Peak 4 5936.18 52.79 68.20 -15.41 38.09 34.00 11.36 34.22 3.56 100 309 Peak	Blank

Mode	22	
	Band Edge - L	
	U-NII-3_5.725-5.85_802.11ax HE80_CH155_Full RU_5775MHz	
ANT	0	
Pol.	Vertical	Fundamental
Peak	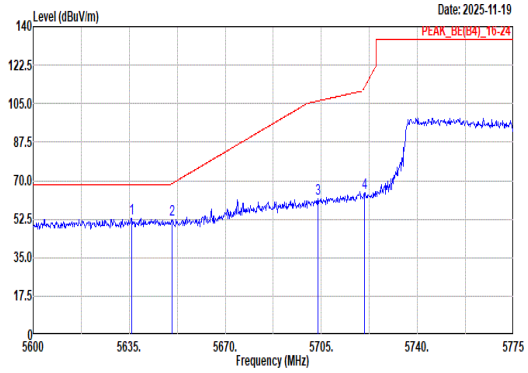 Site : 03CH23-HY Condition: PEAK_BE(B4)_16-24 3m DRH18-E_LE2C05A18EN_250702 VERTICAL : RBW:1000.000kHz VBW:3000.000kHz SWT:Auto Freq Level Limit Line Margin Read Level Ant Factor Cable Loss Preamp Factor Aux Factor APos TPos Remark MHz dBuV/m dBuV/m dB dBuV dB/m dB dB dB cm deg 1 5635.88 53.06 68.20 -15.14 38.74 33.42 11.17 33.83 3.56 103 7 Peak 2 5650.58 52.12 68.63 -16.51 37.72 33.50 11.18 33.85 3.57 103 7 Peak 3 5703.78 61.87 106.26 -44.39 47.18 33.82 11.20 33.91 3.58 103 7 Peak 4 5720.75 64.41 112.51 -48.10 49.68 33.88 11.20 33.94 3.59 103 7 Peak	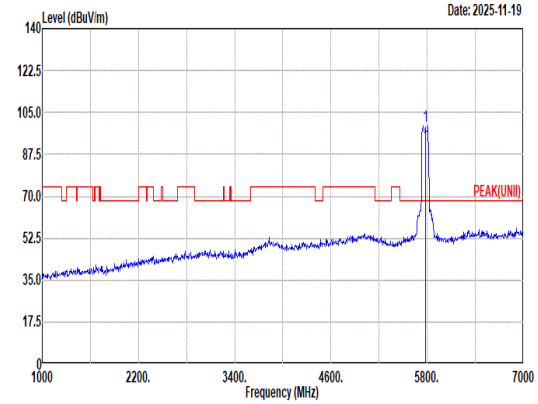 Site : 03CH23-HY Condition: PEAK(UNII) 3m DRH18-E_LE2C05A18EN_250702 VERTICAL : RBW:1000.000kHz VBW:3000.000kHz SWT:Auto Freq Level Limit Line Margin Read Level Ant Factor Cable Loss Preamp Factor Aux Factor APos TPos Remark MHz dBuV/m dBuV/m dB dBuV dB/m dB dB dB cm deg 1 5775.00 99.35 ------ ------ 84.52 34.00 11.21 33.98 3.60 103 7 Peak
Avg	Blank	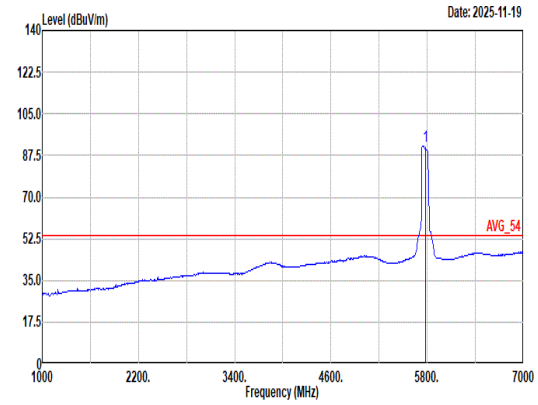 Site : 03CH23-HY Condition: AVG_54 3m DRH18-E_LE2C05A18EN_250702 VERTICAL : RBW:1000.000kHz VBW:0.010kHz SWT:Auto Freq Level Limit Line Margin Read Level Ant Factor Cable Loss Preamp Factor Aux Factor APos TPos Remark MHz dBuV/m dBuV/m dB dBuV dB/m dB dB dB cm deg 1 5775.00 91.54 ------ ------ 76.71 34.00 11.21 33.98 3.60 103 7 Average

Mode	22	
	Band Edge - R	
	U-NII-3_5.725-5.85_802.11ax HE80_CH155_Full RU_5775MHz	
ANT	0	
Pol.	Vertical	Fundamental
Peak	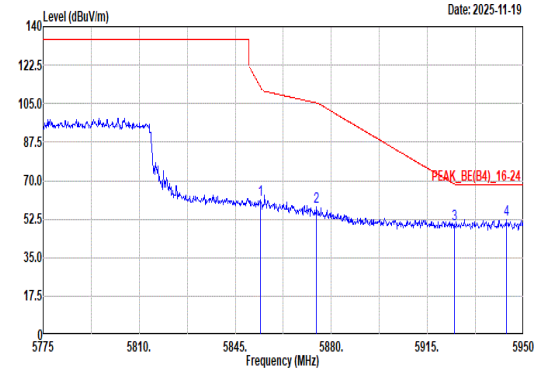 Site : 03CH23-HY Condition: PEAK_BE(B4)_16-24 3m DRH18-E_LE2C05A18EN_250702 VERTICAL : RBW:1000.000kHz VBW:3000.000kHz SWT:Auto Limit Read Ant Cable Preamp Aux APos TPos Freq Level Line Margin Level Factor Loss Factor Factor Remark MHz dBuV/m dBuV/m dB dBuV dB/m dB dB dB cm deg 1 5854.28 61.10 112.45 -51.35 46.25 34.09 11.28 34.11 3.59 103 7 Peak 2 5874.58 58.20 105.32 -47.12 43.41 34.05 11.30 34.14 3.58 103 7 Peak 3 5924.98 49.97 68.22 -18.25 35.25 34.00 11.35 34.20 3.57 103 7 Peak 4 5943.70 52.07 68.20 -16.13 37.37 34.00 11.37 34.23 3.56 103 7 Peak	Blank

Mode	23	
	SHF	
ANT	0	
Pol.	Horizontal	Vertical
Peak	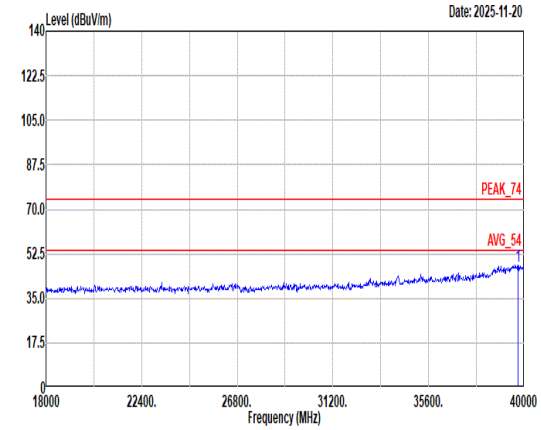 Site : 03CH23-HY Condition: PEAK_74 1m BBHA9170_1225_250702 HORIZONTAL Freq Level Limit Line Margin Read Level Ant Factor Cable Loss Preamp Factor Aux Factor APos TPos Remark MHz dBuV/m dBuV/m dB dBuV dB/m dB dB dB cm deg 1 39722.38 47.48 74.00 -26.52 43.59 45.71 31.06 63.34 -9.54 -- -- PEAK	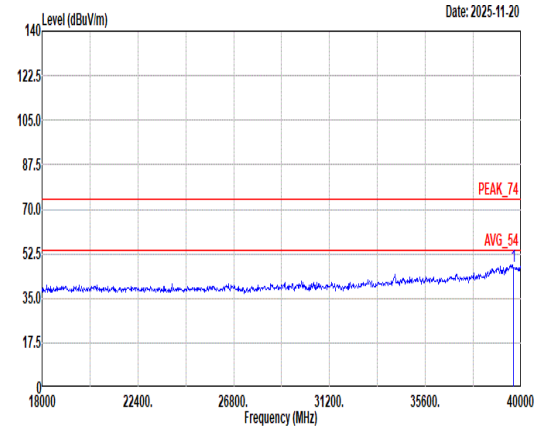 Site : 03CH23-HY Condition: PEAK_74 1m BBHA9170_1225_250702 VERTICAL Freq Level Limit Line Margin Read Level Ant Factor Cable Loss Preamp Factor Aux Factor APos TPos Remark MHz dBuV/m dBuV/m dB dBuV dB/m dB dB dB cm deg 1 39631.14 47.76 74.00 -26.24 43.42 45.99 31.05 63.16 -9.54 -- -- PEAK

Mode	24	
	LF	
ANT	0	
Pol.	Horizontal	Vertical
QP/ Peak	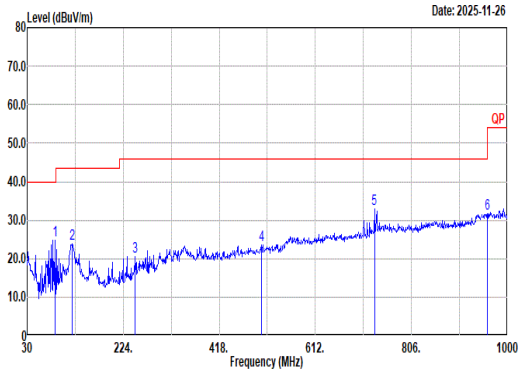	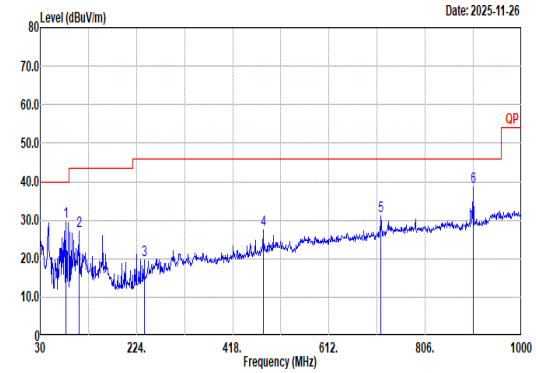

Site : 03CH23-HY
Condition: QP 3m CBL6111D&00802N1D01N-06 _47020 & 06_251004 HORIZONTAL

	Freq	Level	Limit Line	Margin	Read Level	Ant Factor	Cable Loss	Preamp Factor	Aux Factor	APos	TPos	Remark
	MHz	dBuV/m	dBuV/m	dB	dBuV	dB/m	dB	dB	dB	cm	deg	
1	86.26	24.67	40.00	-15.33	42.13	14.00	1.00	32.51	0.05	--	--	Peak
2	121.18	23.95	43.50	-19.55	37.98	17.18	1.23	32.48	0.04	--	--	Peak
3	248.25	20.61	46.00	-25.39	33.23	17.92	1.90	32.51	0.07	--	--	Peak
4	503.36	23.52	46.00	-22.48	30.24	22.98	2.85	32.67	0.12	--	--	Peak
5	731.31	32.98	46.00	-13.02	34.85	27.10	3.50	32.60	0.13	--	--	Peak
6	959.26	31.62	46.00	-14.38	28.06	30.33	4.07	31.05	0.21	--	--	Peak

Site : 03CH23-HY
Condition: QP 3m CBL6111D&00802N1D01N-06 _47020 & 06_251004 VERTICAL

	Freq	Level	Limit Line	Margin	Read Level	Ant Factor	Cable Loss	Preamp Factor	Aux Factor	APos	TPos	Remark
	MHz	dBuV/m	dBuV/m	dB	dBuV	dB/m	dB	dB	dB	cm	deg	
1	82.38	29.44	40.00	-10.56	47.58	13.36	0.97	32.51	0.04	--	--	Peak
2	108.57	27.24	43.50	-16.26	42.07	16.46	1.16	32.50	0.05	--	--	Peak
3	239.52	19.75	46.00	-26.25	33.51	16.82	1.86	32.51	0.07	--	--	Peak
4	479.11	27.45	46.00	-18.55	34.56	22.69	2.76	32.66	0.10	--	--	Peak
5	716.76	31.10	46.00	-14.90	33.85	26.28	3.48	32.64	0.13	--	--	Peak
6	903.00	38.49	46.00	-7.51	37.62	28.47	3.90	31.66	0.16	--	--	Peak

Appendix D. Duty Cycle Plots

Band	Duty Cycle (%)	T (us)	1/T (KHz)	VBW Setting	Duty Factor (dB)
802.11a	99.10	2093	-	10Hz	0.04
5GHz 802.11n HT20	99.74	5426	-	10Hz	0.01
5GHz 802.11n HT40	100.00	250000	-	10Hz	0.00
5GHz 802.11ac VHT20	99.63	5420	-	10Hz	0.02
5GHz 802.11ac VHT40	100.00	250000	-	10Hz	0.00
5GHz 802.11ac VHT80	99.63	5420	-	10Hz	0.02
5GHz 802.11ax HE20 Full RU	99.63	5440	-	10Hz	0.02
5GHz 802.11ax HE20 26 RU	99.60	5086	-	10Hz	0.02
5GHz 802.11ax HE20 52 RU	99.60	5072	-	10Hz	0.02
5GHz 802.11ax HE20 106 RU	99.62	3965	-	10Hz	0.02
5GHz 802.11ax HE20 242 RU	98.93	1765	-	10Hz	0.05
5GHz 802.11ax HE40 Full RU	100.00	250000	-	10Hz	0.00
5GHz 802.11ax HE40 484 RU	98.07	917	-	10Hz	0.08
5GHz 802.11ax HE80 Full RU	100.00	250000	-	10Hz	0.00
5GHz 802.11ax HE80 996 RU	97.51	667	1.50	1.6kHz	0.11
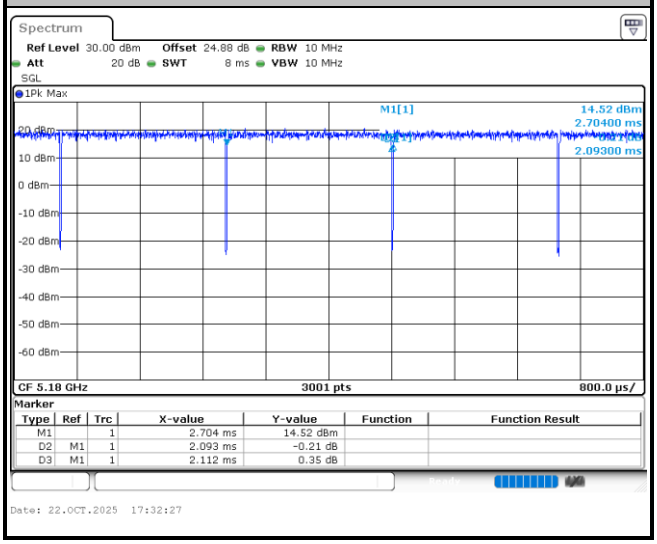
802.11a