FCC Test Report

Report No.: AGC11022210101FE06

FCC ID	:	2AYOR-SDP03C
APPLICATION PURPOSE	:	Original Equipment
PRODUCT DESIGNATION	:	Wireless Presentation TYPE-C Dongle
BRAND NAME	:	N/A
MODEL NAME	:	SDP03C
APPLICANT	:	Shenzhen United Vision Technology Co., Ltd
DATE OF ISSUE	:	Jan. 25, 2021
STANDARD(S) **TEST PROCEDURE(S)**	:	FCC Part 15.407 KDB 789033 D02 v02r01
REPORT VERSION	:	V1.0

Attestation of Global Compliance (Shenzhen) Co., Ltd

Any report having not been signed by authorized approver, or having been altered without authorization, or having not been stamped by the "Dedicated Testing/Inspection Stamp" is deemed to be invalid. Copying or excerpting portion of, or altering the content of the report is not permitted without the written authorization of AGC. The test results presented in the report apply only to the tested sample. Any objections to report issued by AGC should be submitted to AGC within 15days after the issuance of the test report. Further enquiry of validity or verification of the test report should be addressed to AGC by agc@agc-cert.com.

Attestation of Global Compliance(Shenzhen)Co., Ltd
Attestation of Global Compliance(Shenzhen)Std & Tech Co., Ltd
Tel: +86-755 2523 4088 E-mail: agc@agc-cert.com Web: http://cn.agc-cert.com/

REPORT REVISE RECORD

Report Version	Revise Time	Issued Date	Valid Version	Notes
V1.0	/	Jan. 25, 2021	Valid	Initial Release

Any report having not been signed by authorized approver, or having been altered without authorization, or having not been stamped by the "Dedicated Testing/Inspection Stamp" is deemed to be invalid. Copying or excerpting portion of, or altering the content of the report is not permitted without the written authorization of AGC. The test results presented in the report apply only to the tested sample. Any objections to report issued by AGC should be submitted to AGC within 15days after the issuance of the test report. Further enquiry of validity or verification of the test report should be addressed to AGC by agc@agc-cert.com.

Attestation of Global Compliance(Shenzhen)Co., Ltd
Attestation of Global Compliance(Shenzhen)Std & Tech Co., Ltd
Tel: +86-755 2523 4088 E-mail: agc@agc-cert.com Web: http://cn.agc-cert.com/

TABLE OF CONTENTS

1. VERIFICATION OF CONFORMITY 5

2. GENERAL INFORMATION 6

2.1. PRODUCT DESCRIPTION 6
2.2. TABLE OF CARRIER FREQUENCYS 7
2.3. RELATED SUBMITTAL(S) / GRANT (S) 8
2.4. TEST METHODOLOGY 8
2.5. SPECIAL ACCESSORIES 8
2.6. EQUIPMENT MODIFICATIONS 8
2.7. ANTENNA REQUIREMENT 8

3. MEASUREMENT UNCERTAINTY 9

4. DESCRIPTION OF TEST MODES 10

5. SYSTEM TEST CONFIGURATION 11

5.1. CONFIGURATION OF EUT SYSTEM 11
5.2. EQUIPMENT USED IN EUT SYSTEM 11
5.3. SUMMARY OF TEST RESULTS 11

6. TEST FACILITY 12

7. MAXIMUM CONDUCTED OUTPUT POWER 13

7.1. MEASUREMENT PROCEDURE 13
7.2. TEST SET-UP 13
7.3. LIMITS AND MEASUREMENT RESULT 14

8. 6DB BANDWIDTH 16

8.1. MEASUREMENT PROCEDURE 16
8.2. TEST SET-UP (BLOCK DIAGRAM OF CONFIGURATION) 16
8.3. LIMITS AND MEASUREMENT RESULTS 17

9. EMISSION BANDWIDTH 32

9.1. MEASUREMENT PROCEDURE 32
9.1.1. -26dB Bandwidth MEASUREMENT PROCEDURE 32
9.1.2. 99.00% Occupied Bandwidth MEASUREMENT PROCEDURE 32
9.2. TEST SET-UP (BLOCK DIAGRAM OF CONFIGURATION) 32
9.3. LIMITS AND MEASUREMENT RESULTS 33

Any report having not been signed by authorized approver, or having been altered without authorization, or having not been stamped by the "Dedicated Testing/Inspection Stamp" is deemed to be invalid. Copying or excerpting portion of, or altering the content of the report is not permitted without the written authorization of AGC. The test results presented in the report apply only to the tested sample. Any objections to report issued by AGC should be submitted to AGC within 15days after the issuance of the test report. Further enquiry of validity or verification of the test report should be addressed to AGC by agc@agc-cert.com.

10. MAXIMUM CONDUCTED OUTPUT AVERAGE POWER SPECTRAL DENSITY 41

10.1 MEASUREMENT PROCEDURE 41
10.2 TEST SET-UP (BLOCK DIAGRAM OF CONFIGURATION) 41
10.3 MEASUREMENT EQUIPMENT USED 41
10.4 LIMITS AND MEASUREMENT RESULT 41

11. CONDUCTED SPURIOUS EMISSION 58

11.1. MEASUREMENT PROCEDURE 58
11.2. TEST SET-UP (BLOCK DIAGRAM OF CONFIGURATION) 58
11.3. MEASUREMENT EQUIPMENT USED 58
11.4. LIMITS AND MEASUREMENT RESULT 58

12. RADIATED EMISSION 84

12.1. MEASUREMENT PROCEDURE 84
12.2. TEST SETUP 85
12.3. LIMITS AND MEASUREMENT RESULT 86
12.4. TEST RESULT 86

13. BAND EDGE EMISSION 97

13.1. MEASUREMENT PROCEDURE 97
13.2. TEST SET-UP 97
13.3. TEST RESULT 98

14. FCC LINE CONDUCTED EMISSION TEST 104

14.1. LIMITS OF LINE CONDUCTED EMISSION TEST 104
14.2. BLOCK DIAGRAM OF LINE CONDUCTED EMISSION TEST 104
14.3. PRELIMINARY PROCEDURE OF LINE CONDUCTED EMISSION TEST 105
14.4. FINAL PROCEDURE OF LINE CONDUCTED EMISSION TEST 105
14.5. TEST RESULT OF LINE CONDUCTED EMISSION TEST 106

APPENDIX A: PHOTOGRAPHS OF TEST SETUP 108

APPENDIX B: PHOTOGRAPHS OF EUT 110

Any report having not been signed by authorized approver, or having been altered without authorization, or having not been stamped by the "Dedicated Testing/Inspection Stamp" is deemed to be invalid. Copying or excerpting portion of, or altering the content of the report is not permitted without the written authorization of AGC. The test results presented in the report apply only to the tested sample. Any objections to report issued by AGC should be submitted to AGC within 15days after the issuance of the test report. Further enquiry of validity or verification of the test report should be addressed to AGC by agc@agc-cert.com.

1. VERIFICATION OF CONFORMITY

Applicant	Shenzhen United Vision Technology Co., Ltd
Address	Room 410, Building No 3,Sangtai Technological Workshops, Liuxian Cultural Park, Xinwei Community, Xili Street, Nanshan District, Shenzhen City
Manufacturer	Shenzhen United Vision Technology Co., Ltd
Address	Room 410, Building No 3,Sangtai Technological Workshops, Liuxian Cultural Park, Xinwei Community, Xili Street, Nanshan District, Shenzhen City
Factory	Shenzhen Chuangwei-RGB Electronics Co., Ltd
Address	Skyworth Science and Technology Industrial Park, No. 1 Road, Tangtou, Shiyan Street, Baoan District, Shenzhen City, Guangdong Province, China
Product Designation	Wireless Presentation TYPE-C Dongle
Brand Name	N/A
Test Model	SDP03C
Date of test	Jan. 14, 2021 to Jan. 25, 2021
Deviation	No any deviation from the test method
Condition of Test Sample	Normal
Test Result	Pass
Report Template	AGCRT-US-BGN/RF

We hereby certify that:

The above equipment was tested by Attestation of Global Compliance (Shenzhen) Co., Ltd. The test data, data evaluation, test procedures, and equipment configurations shown in this report were made in accordance with the procedures given in ANSI C63.10 (2013) and the energy emitted by the sample EUT tested as described in this report is in compliance with requirement of FCC Part 15 Rules requirement.

Prepared By	Sky Dong (Project Engineer)	Jan. 23, 2021
Reviewed By	Max Zhang (Reviewer)	Jan. 23, 2021
Approved By	Forrest Lei (Authorized Officer)	Jan. 23, 2021

Any report having not been signed by authorized approver, or having been altered without authorization, or having not been stamped by the "Dedicated Testing/Inspection Stamp" is deemed to be invalid. Copying or excerpting portion of, or altering the content of the report is not permitted without the written authorization of AGC. The test results presented in the report apply only to the tested sample. Any objections to report issued by AGC should be submitted to AGC within 15days after the issuance of the test report. Further enquiry of validity or verification of the test report should be addressed to AGC by agc@agc-cert.com.

2. GENERAL INFORMATION

2.1. PRODUCT DESCRIPTION

The EUT is designed as “Wireless Presentation TYPE-C Dongle”. It is designed by way of utilizing the OFDM technology to achieve the system operation.

A major technical description of EUT is described as following

Operation Frequency	5150 MHz～5250MHz; 5725 MHz～5850MHz
Output Power	IEEE 802.11a20:14.50dBm; IEEE 802.11n(20):13.88dBm; IEEE802.11n(40):13.95dBm; IEEE 802.11ac(20):15.93dBm; IEEE 802.11ac(40):14.70dBm; IEEE 802.11ac(80):18.09dBm
Modulation	BPSK, QPSK, 16QAM, 64QAM, 128QAM, 256QAM,OFDM
Number of channels	15
Hardware Version	V1.1
Software Version	V1.12.23
Antenna Designation	FPC Antenna(Comply with requirements of the FCC part 15.203)
Antenna Gain	3dBi
Power Supply	DC 5V by PC

Note:

1. The EUT is designed as indoor access point operating without radar detection.
2. The device do not support TPC.

Any report having not been signed by authorized approver, or having been altered without authorization, or having not been stamped by the "Dedicated Testing/Inspection Stamp" is deemed to be invalid. Copying or excerpting portion of, or altering the content of the report is not permitted without the written authorization of AGC. The test results presented in the report apply only to the tested sample. Any objections to report issued by AGC should be submitted to AGC within 15days after the issuance of the test report. Further enquiry of validity or verification of the test report should be addressed to AGC by agc@agc-cert.com.

2.2. TABLE OF CARRIER FREQUENCYS

Frequency Band	Channel Number	Frequency	Frequency Band	Channel Number	Frequency
5150 GHz～5250GHz	36	5180 MHz	5725 GHz～5850GHz	149	5745 MHz
	38	5190 MHz		151	5755 MHz
	40	5200 MHz		153	5765 MHz
	42	5210 MHz		155	5775MHz
	44	5220 MHz		157	5785 MHz
	46	5230 MHz		159	5795 MHz
	48	5240 MHz		161	5805 MHz
				165	5825MHz

Note: For 20MHZ bandwidth system use Channel 36,40,44,48,149,153,157,161,165; For 40MHZ bandwidth system use Channel 38,46,151,159. For 80MHZ bandwidth system use Channel 42,155.

Any report having not been signed by authorized approver, or having been altered without authorization, or having not been stamped by the "Dedicated Testing/Inspection Stamp" is deemed to be invalid. Copying or excerpting portion of, or altering the content of the report is not permitted without the written authorization of AGC. The test results presented in the report apply only to the tested sample. Any objections to report issued by AGC should be submitted to AGC within 15days after the issuance of the test report. Further enquiry of validity or verification of the test report should be addressed to AGC by agc@agc-cert.com.

2.3. RELATED SUBMITTAL(S) / GRANT (S)

This submittal(s) (test report) is intended for **FCC ID: 2AYOR-SDP03C** filing to comply with the FCC Part 15 requirements.

2.4. TEST METHODOLOGY

Both conducted and radiated testing was performed according to the procedures in ANSI C63.10 (2013).
Radiated testing was performed at an antenna to EUT distance 3 meters.
Others testing (listed at item 5.3) was performed according to the procedures in FCC Part 15.407 rules KDB 789033 D02

2.5. SPECIAL ACCESSORIES

Refer to section 5.2.

2.6. EQUIPMENT MODIFICATIONS

Not available for this EUT intended for grant.

2.7. ANTENNA REQUIREMENT

This intentional radiator is designed with a permanently attached antenna of an antenna to ensure that no antenna other than that furnished by the responsible party shall be used with the device.
For more information of the antenna, please refer to the APPENDIX B: PHOTOGRAPHS OF EUT.

Any report having not been signed by authorized approver, or having been altered without authorization, or having not been stamped by the "Dedicated Testing/Inspection Stamp" is deemed to be invalid. Copying or excerpting portion of, or altering the content of the report is not permitted without the written authorization of AGC. The test results presented in the report apply only to the tested sample. Any objections to report issued by AGC should be submitted to AGC within 15days after the issuance of the test report. Further enquiry of validity or verification of the test report should be addressed to AGC by agc@agc-cert.com.

3. MEASUREMENT UNCERTAINTY

The uncertainty is calculated using the methods suggested in the “Guide to the Expression of Uncertainty in measurement” (GUM) published by CISPR and ANSI.

- Uncertainty of Conducted Emission, Uc = ±3.2 dB
- Uncertainty of Radiated Emission below 1GHz, Uc = ±3.9 dB
- Uncertainty of Radiated Emission above 1GHz, Uc = ±4.8 dB

Any report having not been signed by authorized approver, or having been altered without authorization, or having not been stamped by the “Dedicated Testing/Inspection Stamp” is deemed to be invalid. Copying or excerpting portion of, or altering the content of the report is not permitted without the written authorization of AGC. The test results presented in the report apply only to the tested sample. Any objections to report issued by AGC should be submitted to AGC within 15days after the issuance of the test report. Further enquiry of validity or verification of the test report should be addressed to AGC by agc@agc-cert.com.

4. DESCRIPTION OF TEST MODES

Mode	Available channel	Tested channel	Modulation	Date rate(Mbps)
802.11a/n/ac20	36,40,44,48,149,153,157,161,165	36,40, 48,149,157,165	OFDM	6Mbps/MCS0
802.11n/ac40	38,46,151,159	38,46, 151,159	OFDM	MCS0
802.11ac80	42, 155	42, 155	OFDM	MCS0

Note:

1. The EUT has been set to operate continuously on tested channel individually, and the EUT is operating at its maximum duty cycle>or equal 98%
2. All modes under which configure applicable have been tested and the worst mode test data recording in the test report, if no other mode data.
3. The test software is the WL Command which can set the EUT into the individual test modes.

Any report having not been signed by authorized approver, or having been altered without authorization, or having not been stamped by the "Dedicated Testing/Inspection Stamp" is deemed to be invalid. Copying or excerpting portion of, or altering the content of the report is not permitted without the written authorization of AGC. The test results presented in the report apply only to the tested sample. Any objections to report issued by AGC should be submitted to AGC within 15days after the issuance of the test report. Further enquiry of validity or verification of the test report should be addressed to AGC by agc@agc-cert.com.

5. SYSTEM TEST CONFIGURATION

5.1. CONFIGURATION OF EUT SYSTEM

Configure 1:

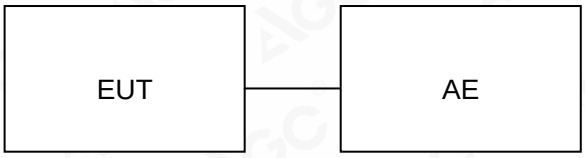

5.2. EQUIPMENT USED IN EUT SYSTEM

Item	Equipment	Model No.	ID or Specification	Remark
1	Wireless Presentation TYPE-C Dongle	SDP03C	2AYOR-SDP03C	EUT
2	PC	Nbl-WAQ9R	DC 5V	AE
3	PC adapter	HW-200200CP1	DC 5V	AE

5.3. SUMMARY OF TEST RESULTS

FCC RULES	DESCRIPTION OF TEST	RESULT
§15.407	6dB Bandwidth	Compliant
§15.407	Emission Bandwidth	Compliant
§15.407	Maximum conducted output power	Compliant
§15.407	Conducted Spurious Emission	Compliant
§15.407	Maximum Conducted Output Power Density	Compliant
§15.209	Radiated Emission	Compliant
§15.407	Band Edges	Compliant
§15.207	Line Conduction Emission	Compliant

Any report having not been signed by authorized approver, or having been altered without authorization, or having not been stamped by the "Dedicated Testing/Inspection Stamp" is deemed to be invalid. Copying or excerpting portion of, or altering the content of the report is not permitted without the written authorization of AGC. The test results presented in the report apply only to the tested sample. Any objections to report issued by AGC should be submitted to AGC within 15days after the issuance of the test report. Further enquiry of validity or verification of the test report should be addressed to AGC by agc@agc-cert.com.

6. TEST FACILITY

Test Site	Attestation of Global Compliance (Shenzhen) Co., Ltd
Location	1-2/F, Building 19, Junfeng Industrial Park, Chongqing Road, Heping Community, Fuhai Street, Bao'an District, Shenzhen, Guangdong, China
Designation Number	CN1259
FCC Test Firm Registration Number	975832
A2LA Cert. No.	5054.02
Description	Attestation of Global Compliance(Shenzhen) Co., Ltd is accredited by A2LA

TEST EQUIPMENT OF CONDUCTED EMISSION TEST

Equipment	Manufacturer	Model	S/N	Cal. Date	Cal. Due
TEST RECEIVER	R&S	ESPI	101206	May 15, 2020	May 14, 2021
LISN	R&S	ESH2-Z5	100086	Jul. 03,2020	Jul. 02,2021
Test software	R&S	ES-K1 (Ver V1.71)	N/A	N/A	N/A

TEST EQUIPMENT OF RADIATED EMISSION TEST

Equipment	Manufacturer	Model	S/N	Cal. Date	Cal. Due
TEST RECEIVER	R&S	ESCI	10096	May 15, 2020	May 14, 2021
EXA Signal Analyzer	Aglient	N9010A	MY53470504	Dec. 07, 2020	Dec. 06, 2021
Power sensor	Aglient	U2021XA	MY54110007	Jun. 08, 2020	Jun. 07, 2021
2.4GHz Fliter	EM Electronics	2400-2500MHz	N/A	Mar. 23, 2020	Mar. 22, 2022
Attenuator	ZHINAN	E-002	N/A	Sep. 03, 2020	Sep. 02, 2022
Horn antenna	SCHWARZBECK	BBHA 9170	#768	Sep.21, 2019	Sep. 20, 2021
Active loop antenna (9K-30MHz)	ZHINAN	ZN30900C	18051	May 22, 2020	May 21, 2022
Double-Ridged Waveguide Horn	ETS LINDGREN	3117	00034609	May 17, 2019	May 16, 2021
Broadband Preamplifier	ETS LINDGREN	3117PA	00225134	Sep. 03, 2020	Sep. 02, 2022
ANTENNA	SCHWARZBECK	VULB9168	494	Sep. 20, 2019	Sep. 19, 2021
Test software	Tonscend	JS32-RE (Ver.2.5)	N/A	N/A	N/A

Any report having not been signed by authorized approver, or having been altered without authorization, or having not been stamped by the "Dedicated Testing/Inspection Stamp" is deemed to be invalid. Copying or excerpting portion of, or altering the content of the report is not permitted without the written authorization of AGC. The test results presented in the report apply only to the tested sample. Any objections to report issued by AGC should be submitted to AGC within 15days after the issuance of the test report. Further enquiry of validity or verification of the test report should be addressed to AGC by agc@agc-cert.com.

7. MAXIMUM CONDUCTED OUTPUT POWER

7.1. MEASUREMENT PROCEDURE

For average power test:

1. Connect EUT RF output port to power sensor through an RF attenuator.
2. Connect the power sensor to the PC.
3. Set the EUT Work on the top, the middle and the bottom operation frequency individually.
4. Record the maximum power from the software.

Note：The EUT was tested according to KDB 789033 for compliance to FCC 47CFR 15.407 requirements.

7.2. TEST SET-UP

AVERAGE POWER SETUP

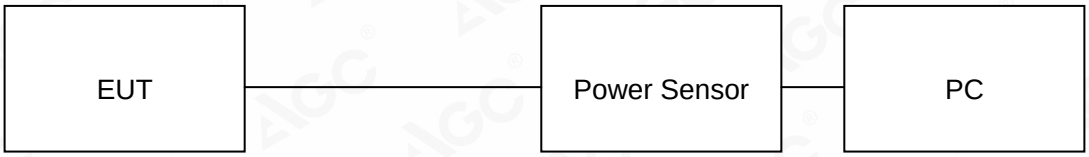

Any report having not been signed by authorized approver, or having been altered without authorization, or having not been stamped by the "Dedicated Testing/Inspection Stamp" is deemed to be invalid. Copying or excerpting portion of, or altering the content of the report is not permitted without the written authorization of AGC. The test results presented in the report apply only to the tested sample. Any objections to report issued by AGC should be submitted to AGC within 15days after the issuance of the test report. Further enquiry of validity or verification of the test report should be addressed to AGC by agc@agc-cert.com.

7.3. LIMITS AND MEASUREMENT RESULT

LIMITS AND MEASUREMENT RESULT FOR 802.11A20 MODULATION			
Frequency (MHz)	Average Power (dBm)	Applicable Limits (dBm)	Pass or Fail
5180	14.39	30	Pass
5200	13.26	30	Pass
5240	13.38	30	Pass
5745	14.32	30	Pass
5785	14.50	30	Pass
5825	14.47	30	Pass

LIMITS AND MEASUREMENT RESULT FOR 802.11N20 MODULATION			
Frequency (MHz)	Average Power (dBm)	Applicable Limits (dBm)	Pass or Fail
5180	12.85	30	Pass
5200	12.72	30	Pass
5240	12.73	30	Pass
5745	13.69	30	Pass
5785	13.88	30	Pass
5825	13.81	30	Pass

LIMITS AND MEASUREMENT RESULT FOR 802.11N40 MODULATION			
Frequency (MHz)	Average Power (dBm)	Applicable Limits (dBm)	Pass or Fail
5190	12.86	30	Pass
5230	12.40	30	Pass
5755	13.56	30	Pass
5795	13.95	30	Pass

Any report having not been signed by authorized approver, or having been altered without authorization, or having not been stamped by the "Dedicated Testing/Inspection Stamp" is deemed to be invalid. Copying or excerpting portion of, or altering the content of the report is not permitted without the written authorization of AGC. The test results presented in the report apply only to the tested sample. Any objections to report issued by AGC should be submitted to AGC within 15days after the issuance of the test report. Further enquiry of validity or verification of the test report should be addressed to AGC by agc@agc-cert.com.

LIMITS AND MEASUREMENT RESULT FOR 802.11AC20 MODULATION			
Frequency (MHz)	Average Power (dBm)	Applicable Limits (dBm)	Pass or Fail
5180	13.65	30	Pass
5200	14.09	30	Pass
5240	13.72	30	Pass
5745	14.75	30	Pass
5785	15.93	30	Pass
5825	15.88	30	Pass

LIMITS AND MEASUREMENT RESULT FOR 802.11AC40 MODULATION			
Frequency (MHz)	Average Power (dBm)	Applicable Limits (dBm)	Pass or Fail
5190	13.51	30	Pass
5230	13.56	30	Pass
5755	14.70	30	Pass
5795	14.52	30	Pass

LIMITS AND MEASUREMENT RESULT FOR 802.11AC80 MODULATION			
Frequency (MHz)	Average Power (dBm)	Applicable Limits (dBm)	Pass or Fail
5210	15.08	30	Pass
5775	18.09	30	Pass

Any report having not been signed by authorized approver, or having been altered without authorization, or having not been stamped by the "Dedicated Testing/Inspection Stamp" is deemed to be invalid. Copying or excerpting portion of, or altering the content of the report is not permitted without the written authorization of AGC. The test results presented in the report apply only to the tested sample. Any objections to report issued by AGC should be submitted to AGC within 15days after the issuance of the test report. Further enquiry of validity or verification of the test report should be addressed to AGC by agc@agc-cert.com.

8. 6dB BANDWIDTH

8.1. MEASUREMENT PROCEDURE

8.1.1 -6dB BANDWIDTH MEASUREMENT PROCEDURE

1. Connect EUT RF output port to the Spectrum Analyzer through an RF attenuator
2. Set the EUT Work on operation frequency individually.
3. Set RBW = 100kHz.
4. Set the VBW ⩾3*RBW. Detector = Peak. Trace mode = max hold.
5. Measure the maximum width of the emission that is 6 dB down from the peak of the emission.

8.1.2 99% OCCUPIED BANDWIDTH

1. Connect EUT RF output port to the Spectrum Analyzer through an RF attenuator
2, Set the EUT Work on the top, the middle and the bottom operation frequency individually.
3. Set Span = approximately 1.5 to 5 times the OBW, centered on a nominal channel
   The nominal IF filter bandwidth (3 dB RBW) shall be in the range of 1% to 5% of the OBW and video bandwidth (VBW) shall be approximately three times RBW; Sweep = auto; Detector function = peak
4. Set SPA Trace 1 Max hold, then View.

Note: The EUT was tested according to KDB 789033 for compliance to FCC 47CFR 15.407 requirements.

8.2. TEST SET-UP (BLOCK DIAGRAM OF CONFIGURATION)

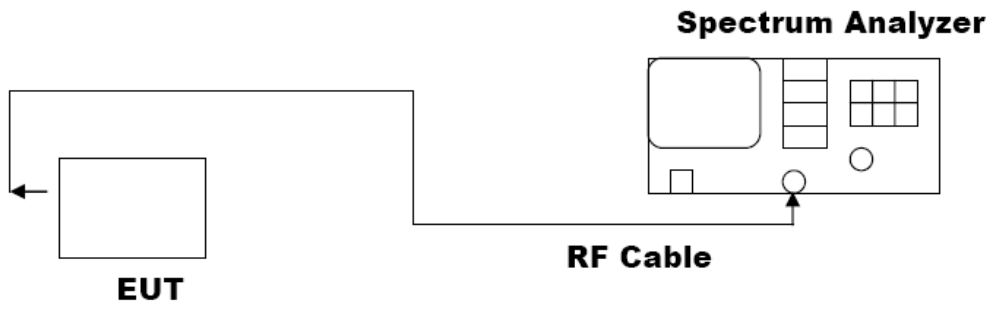

Any report having not been signed by authorized approver, or having been altered without authorization, or having not been stamped by the "Dedicated Testing/Inspection Stamp" is deemed to be invalid. Copying or excerpting portion of, or altering the content of the report is not permitted without the written authorization of AGC. The test results presented in the report apply only to the tested sample. Any objections to report issued by AGC should be submitted to AGC within 15days after the issuance of the test report. Further enquiry of validity or verification of the test report should be addressed to AGC by agc@agc-cert.com.

8.3. LIMITS AND MEASUREMENT RESULTS

LIMITS AND MEASUREMENT RESULT FOR 802.11A20 MODULATION				
Applicable Limits	Applicable Limits			
	Test Data (MHz)			Criteria
	Frequency (MHz)	-6dB Bandwidth	99.00% Occupied Bandwidth	
>500KHZ	5745MHz	16.33	16.590	PASS
	5785MHz	16.32	16.583	PASS
	5825MHz	16.34	16.606	PASS

LIMITS AND MEASUREMENT RESULT FOR 802.11N20/40 MODULATION				
Applicable Limits	Applicable Limits			
	Test Data (MHz)			Criteria
	Frequency (MHz)	-6dB Bandwidth	99.00% Occupied Bandwidth	
>500KHZ	5745MHz	17.54	17.735	PASS
	5785MHz	17.56	17.739	PASS
	5825MHz	17.55	17.750	PASS
	5755MHz	36.31	36.145	PASS
	5795MHz	36.30	36.157	PASS

LIMITS AND MEASUREMENT RESULT FOR 802.11AC20/40/80 MODULATION				
Applicable Limits	Applicable Limits			
	Test Data (MHz)			Criteria
	Frequency (MHz)	-6dB Bandwidth	99.00% Occupied Bandwidth	
>500KHZ	5745MHz	17.66	17.718	PASS
	5785MHz	17.64	17.725	PASS
	5825MHz	17.68	17.729	PASS
	5755MHz	36.39	36.388	PASS
	5795MHz	36.42	36.355	PASS
	5775MHz	75.49	75.556	PASS

Any report having not been signed by authorized approver, or having been altered without authorization, or having not been stamped by the "Dedicated Testing/Inspection Stamp" is deemed to be invalid. Copying or excerpting portion of, or altering the content of the report is not permitted without the written authorization of AGC. The test results presented in the report apply only to the tested sample. Any objections to report issued by AGC should be submitted to AGC within 15days after the issuance of the test report. Further enquiry of validity or verification of the test report should be addressed to AGC by agc@agc-cert.com.

802.11a20 TEST RESULT

TEST PLOT OF BANDWIDTH FOR 5745MHz（-6dB BANDWIDTH）

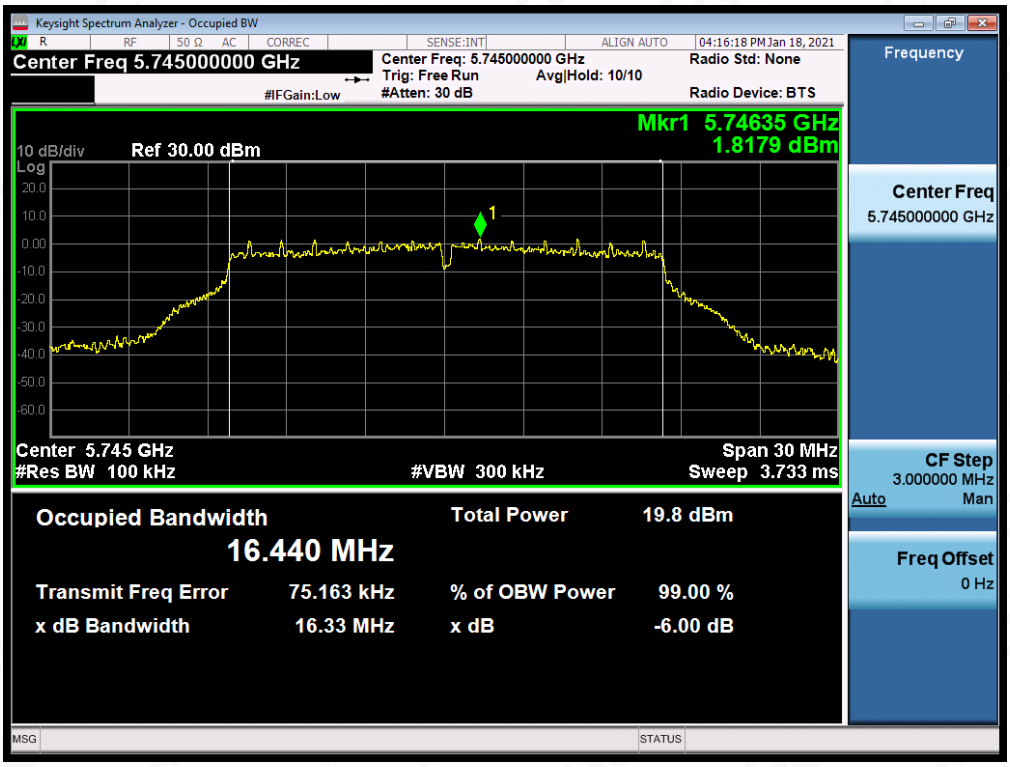

TEST PLOT OF BANDWIDTH FOR 5745MHz（99% BANDWIDTH）

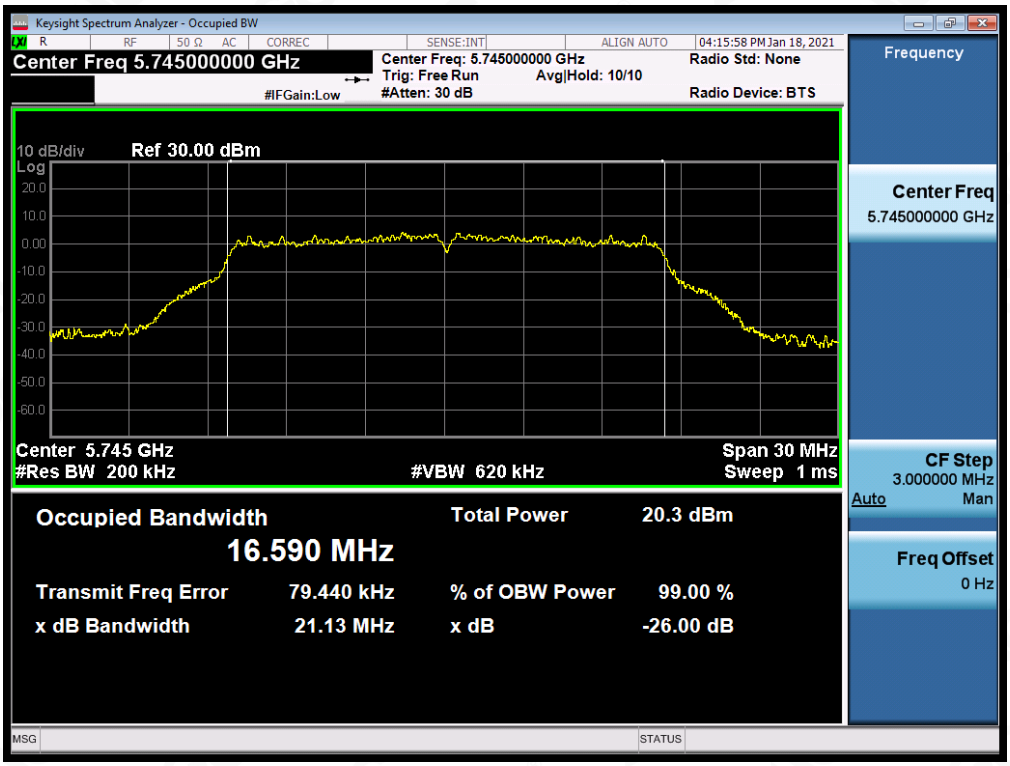

Any report having not been signed by authorized approver, or having been altered without authorization, or having not been stamped by the "Dedicated Testing/Inspection Stamp" is deemed to be invalid. Copying or excerpting portion of, or altering the content of the report is not permitted without the written authorization of AGC. The test results presented in the report apply only to the tested sample. Any objections to report issued by AGC should be submitted to AGC within 15days after the issuance of the test report. Further enquiry of validity or verification of the test report should be addressed to AGC by agc@agc-cert.com.

TEST PLOT OF BANDWIDTH FOR 5785MHz（-6dB BANDWIDTH）

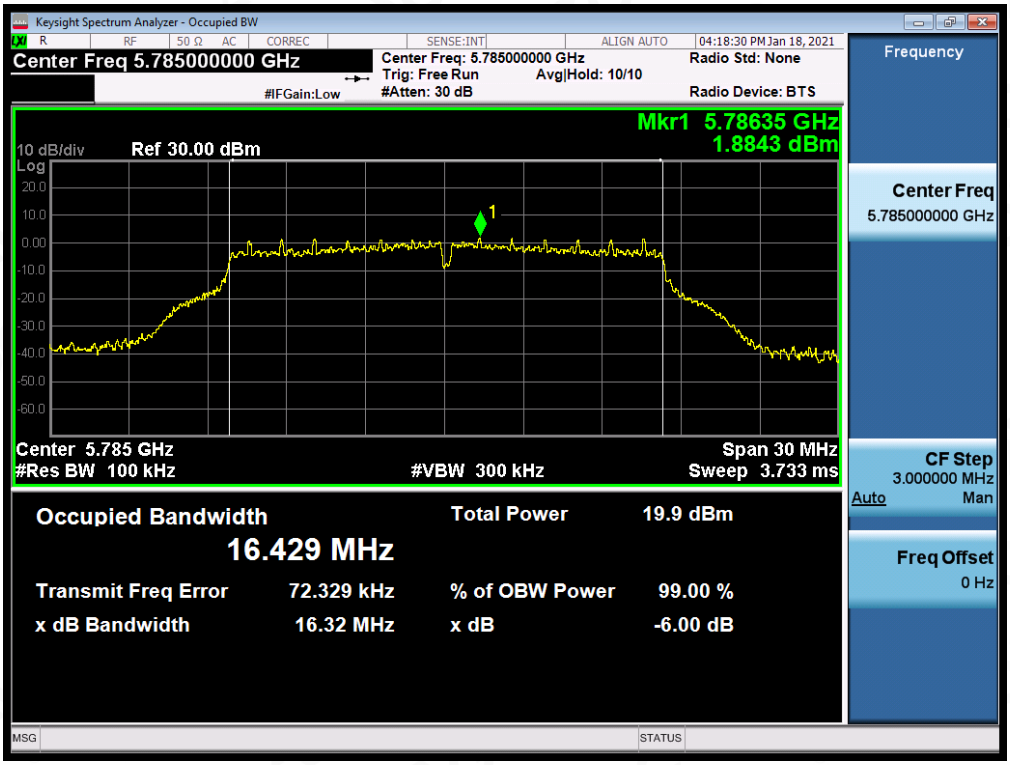

TEST PLOT OF BANDWIDTH FOR 5785MHz（99% BANDWIDTH）

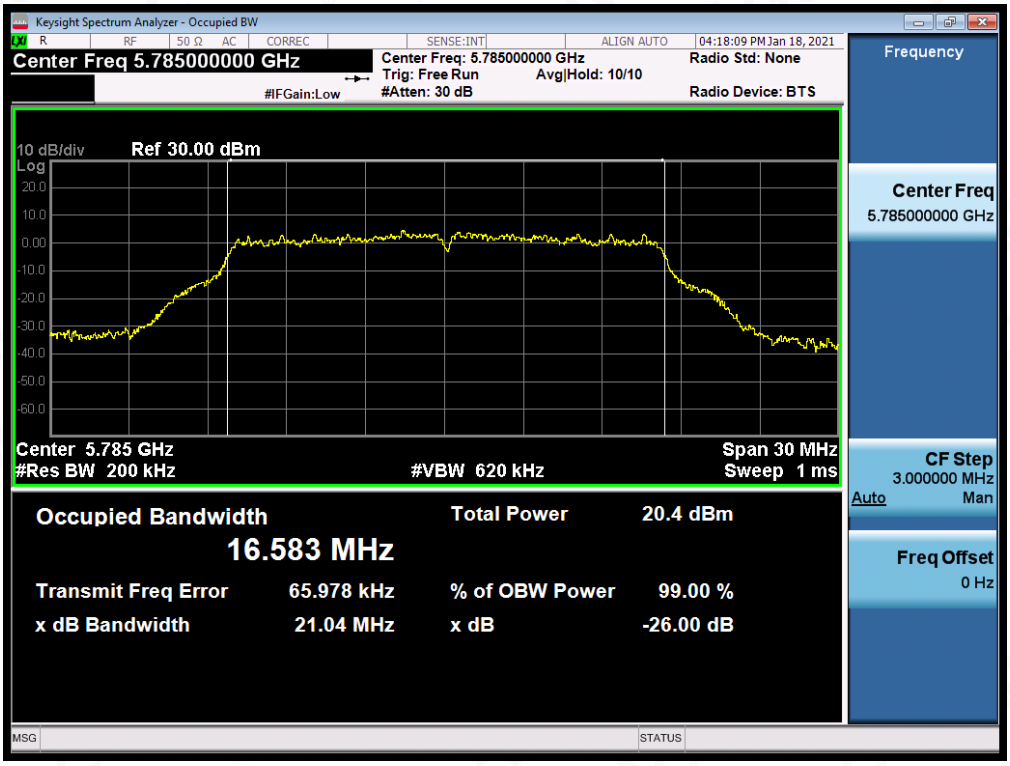

Any report having not been signed by authorized approver, or having been altered without authorization, or having not been stamped by the "Dedicated Testing/Inspection Stamp" is deemed to be invalid. Copying or excerpting portion of, or altering the content of the report is not permitted without the written authorization of AGC. The test results presented in the report apply only to the tested sample. Any objections to report issued by AGC should be submitted to AGC within 15days after the issuance of the test report. Further enquiry of validity or verification of the test report should be addressed to AGC by agc@agc-cert.com.

TEST PLOT OF BANDWIDTH FOR 5825MHz（-6dB BANDWIDTH）

TEST PLOT OF BANDWIDTH FOR 5825MHz（99% BANDWIDTH）

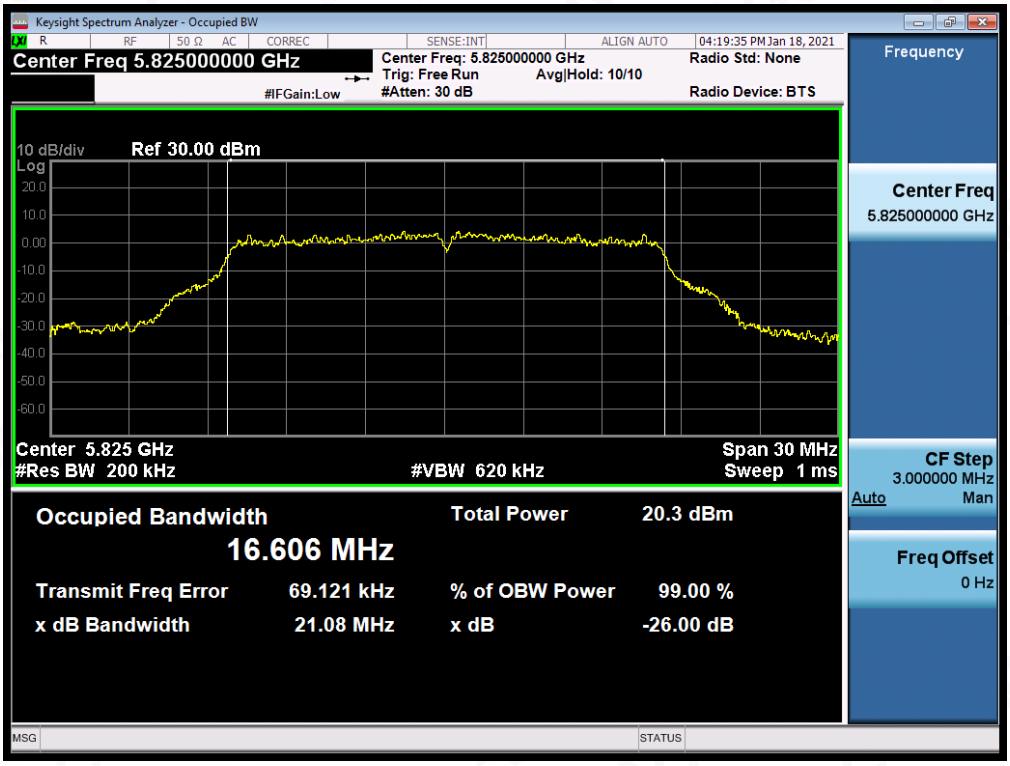

Any report having not been signed by authorized approver, or having been altered without authorization, or having not been stamped by the "Dedicated Testing/Inspection Stamp" is deemed to be invalid. Copying or excerpting portion of, or altering the content of the report is not permitted without the written authorization of AGC. The test results presented in the report apply only to the tested sample. Any objections to report issued by AGC should be submitted to AGC within 15days after the issuance of the test report. Further enquiry of validity or verification of the test report should be addressed to AGC by agc@agc-cert.com.

802.11n20 TEST RESULT

TEST PLOT OF BANDWIDTH FOR 5745MHz（-6dB BANDWIDTH）

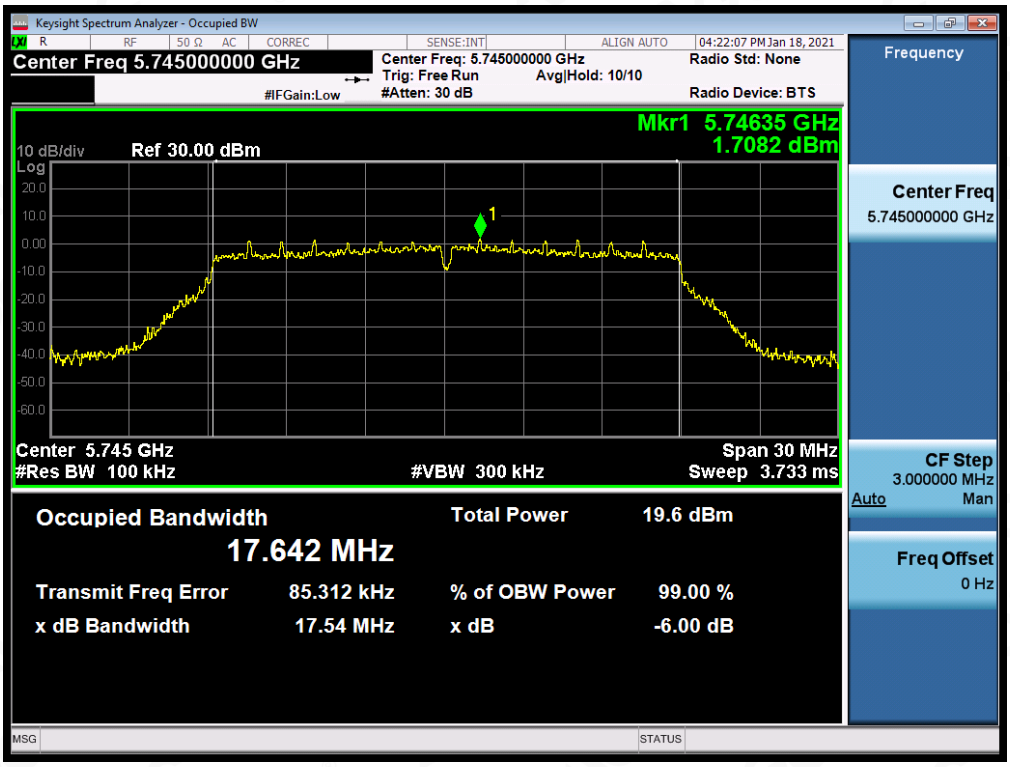

TEST PLOT OF BANDWIDTH FOR 5745MHz（99% BANDWIDTH）

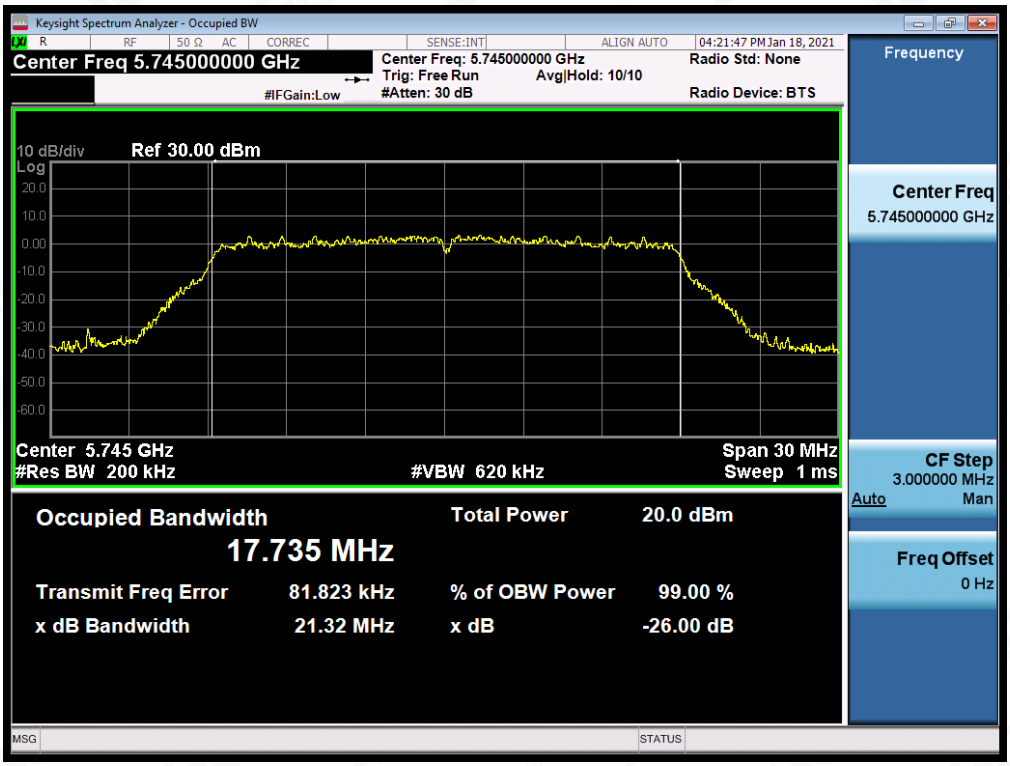

Any report having not been signed by authorized approver, or having been altered without authorization, or having not been stamped by the "Dedicated Testing/Inspection Stamp" is deemed to be invalid. Copying or excerpting portion of, or altering the content of the report is not permitted without the written authorization of AGC. The test results presented in the report apply only to the tested sample. Any objections to report issued by AGC should be submitted to AGC within 15days after the issuance of the test report. Further enquiry of validity or verification of the test report should be addressed to AGC by agc@agc-cert.com.

TEST PLOT OF BANDWIDTH FOR 5785MHz（-6dB BANDWIDTH）

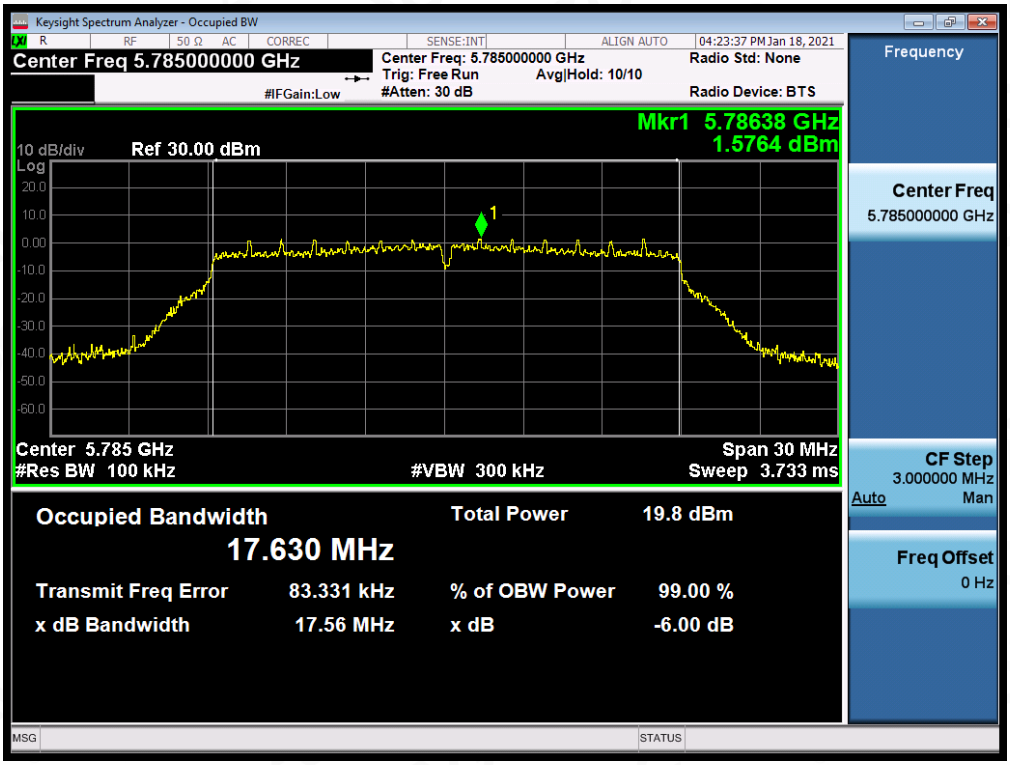

TEST PLOT OF BANDWIDTH FOR 5785MHz（99% BANDWIDTH）

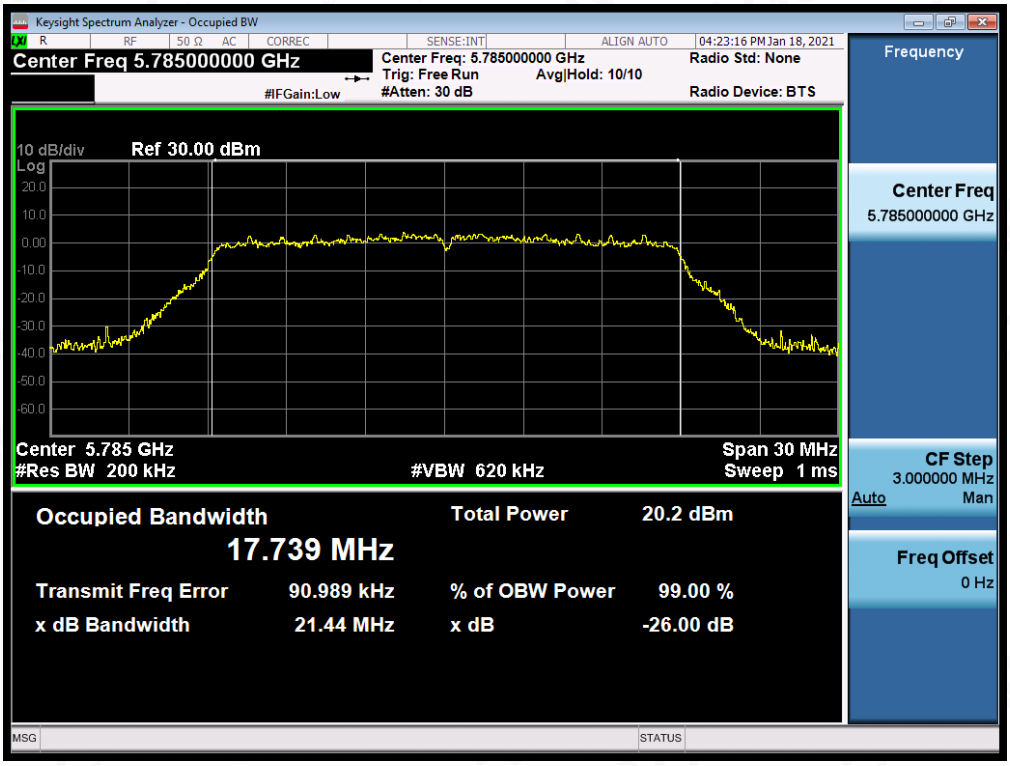

Any report having not been signed by authorized approver, or having been altered without authorization, or having not been stamped by the "Dedicated Testing/Inspection Stamp" is deemed to be invalid. Copying or excerpting portion of, or altering the content of the report is not permitted without the written authorization of AGC. The test results presented in the report apply only to the tested sample. Any objections to report issued by AGC should be submitted to AGC within 15days after the issuance of the test report. Further enquiry of validity or verification of the test report should be addressed to AGC by agc@agc-cert.com.

TEST PLOT OF BANDWIDTH FOR 5825MHz（-6dB BANDWIDTH）

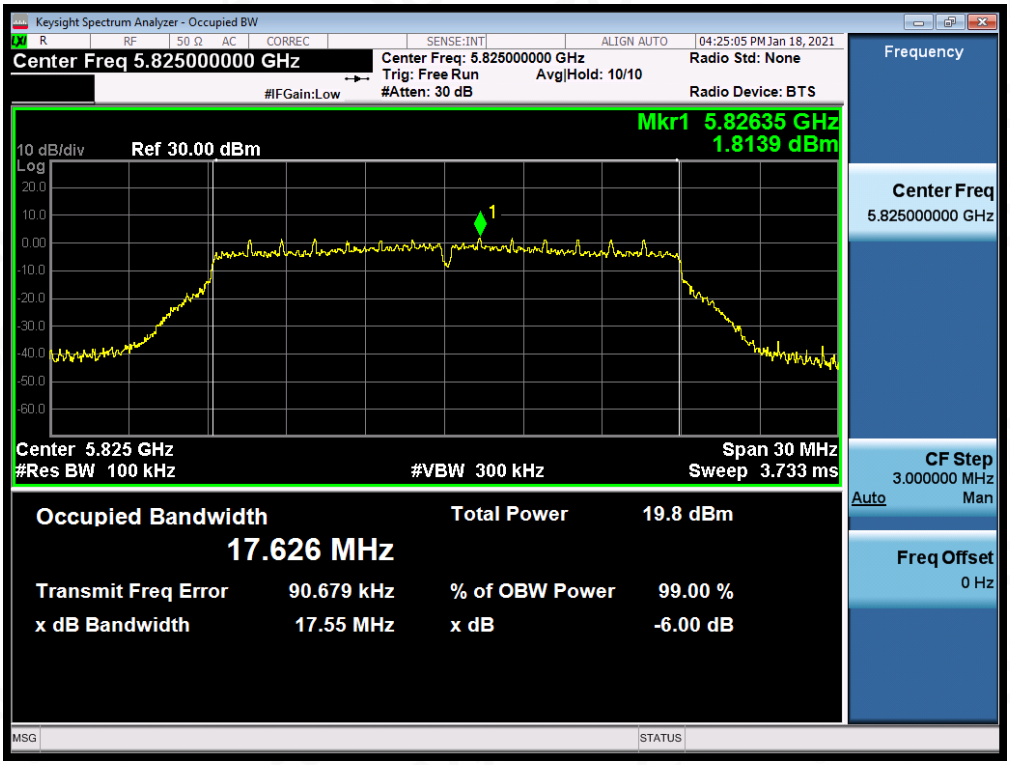

TEST PLOT OF BANDWIDTH FOR 5825MHz（99% BANDWIDTH）

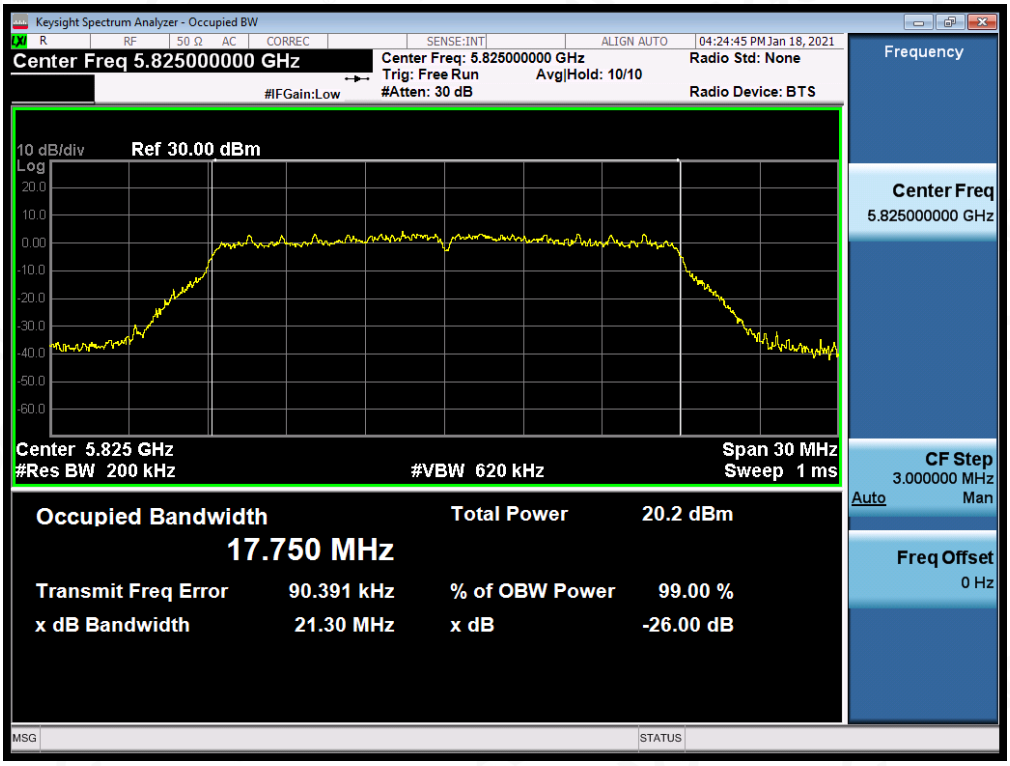

Any report having not been signed by authorized approver, or having been altered without authorization, or having not been stamped by the "Dedicated Testing/Inspection Stamp" is deemed to be invalid. Copying or excerpting portion of, or altering the content of the report is not permitted without the written authorization of AGC. The test results presented in the report apply only to the tested sample. Any objections to report issued by AGC should be submitted to AGC within 15days after the issuance of the test report. Further enquiry of validity or verification of the test report should be addressed to AGC by agc@agc-cert.com.

802.11n40 TEST RESULT

TEST PLOT OF BANDWIDTH FOR 5755MHz（-6dB BANDWIDTH）

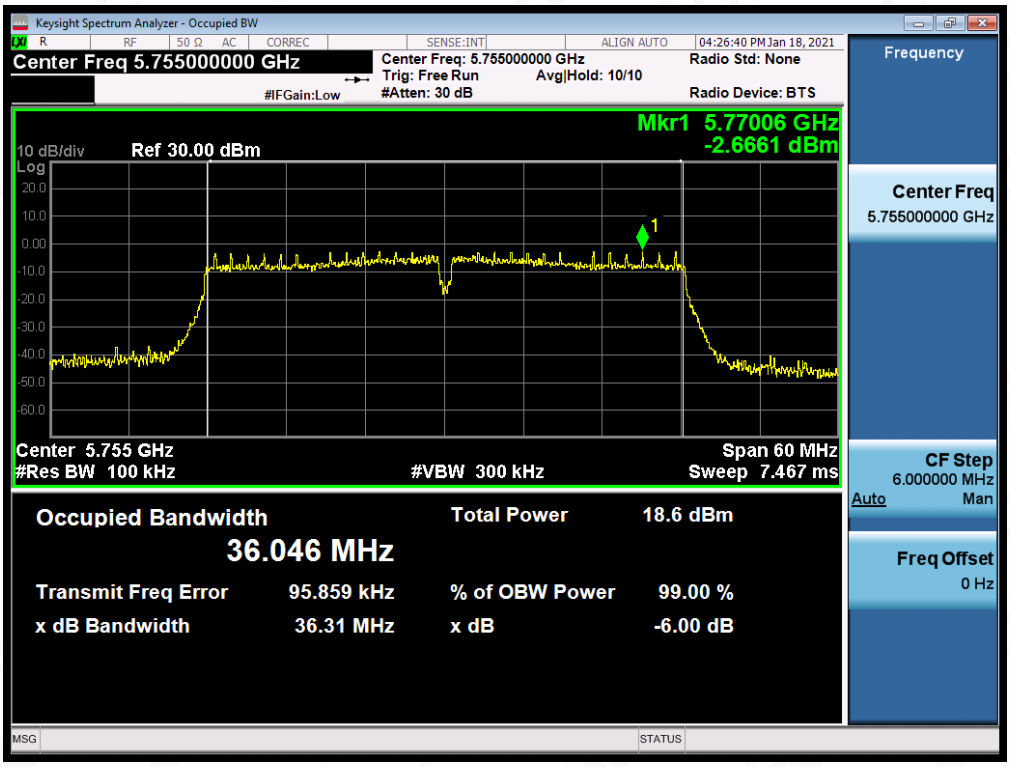

TEST PLOT OF BANDWIDTH FOR 5755MHz（99% BANDWIDTH）

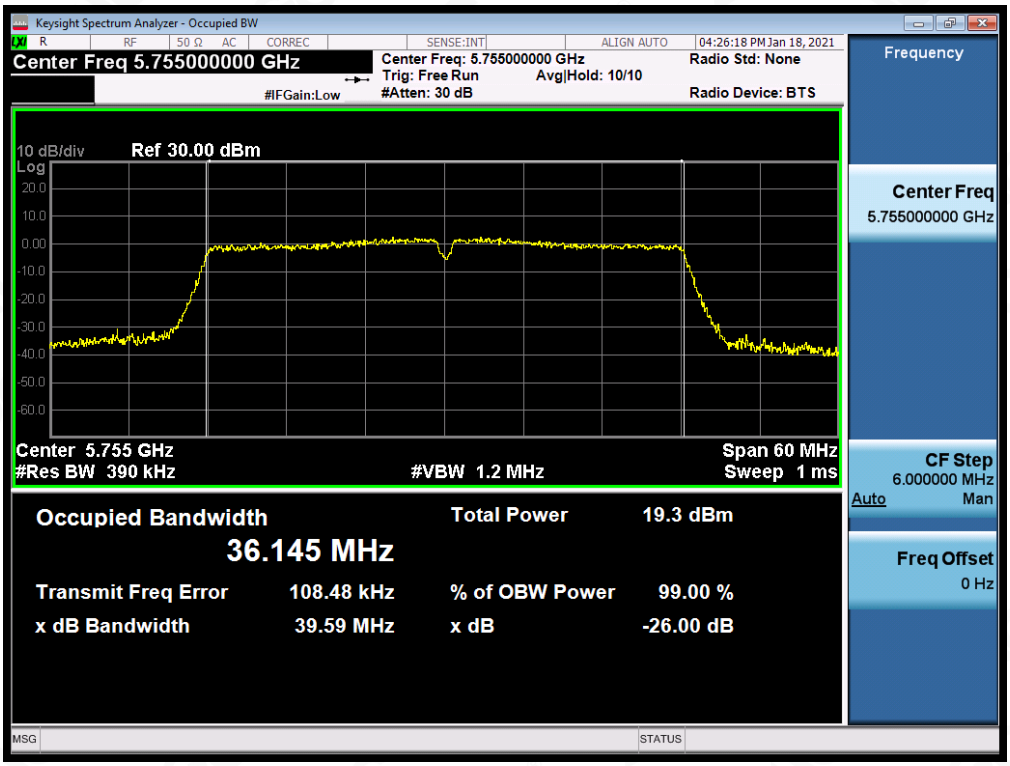

Any report having not been signed by authorized approver, or having been altered without authorization, or having not been stamped by the "Dedicated Testing/Inspection Stamp" is deemed to be invalid. Copying or excerpting portion of, or altering the content of the report is not permitted without the written authorization of AGC. The test results presented in the report apply only to the tested sample. Any objections to report issued by AGC should be submitted to AGC within 15days after the issuance of the test report. Further enquiry of validity or verification of the test report should be addressed to AGC by agc@agc-cert.com.

TEST PLOT OF BANDWIDTH FOR 5795MHz（-6dB BANDWIDTH）

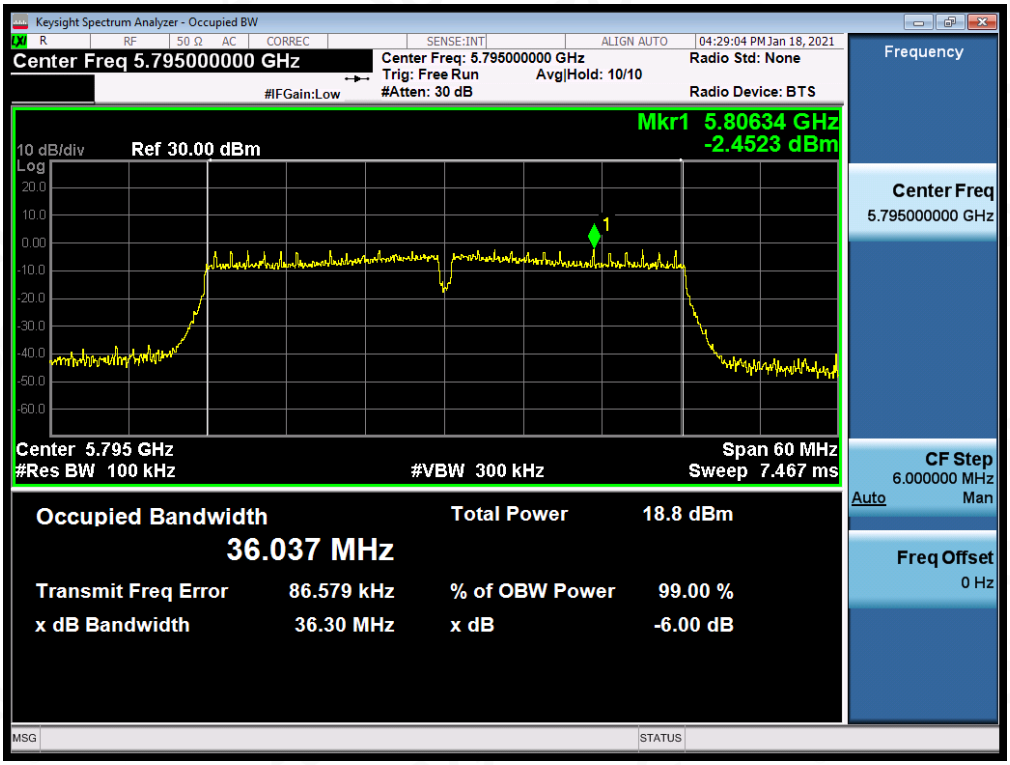

TEST PLOT OF BANDWIDTH FOR 5795MHz（99% BANDWIDTH）

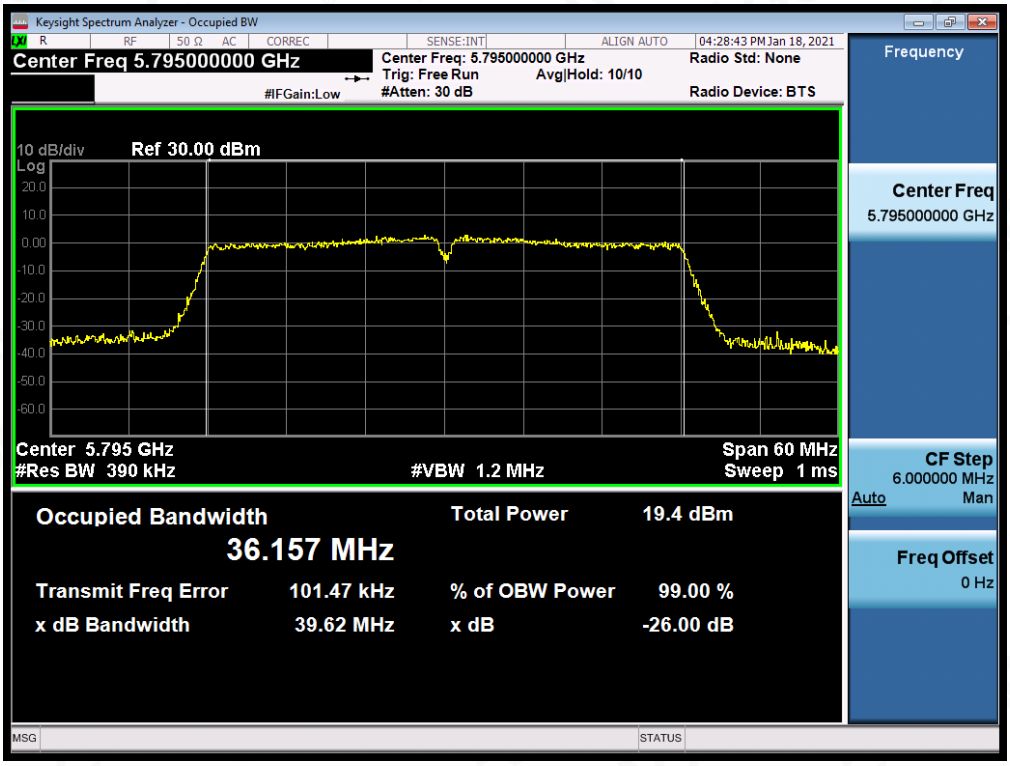

Any report having not been signed by authorized approver, or having been altered without authorization, or having not been stamped by the "Dedicated Testing/Inspection Stamp" is deemed to be invalid. Copying or excerpting portion of, or altering the content of the report is not permitted without the written authorization of AGC. The test results presented in the report apply only to the tested sample. Any objections to report issued by AGC should be submitted to AGC within 15days after the issuance of the test report. Further enquiry of validity or verification of the test report should be addressed to AGC by agc@agc-cert.com.

802.11ac20 TEST RESULT

TEST PLOT OF BANDWIDTH FOR 5745MHz（-6dB BANDWIDTH）

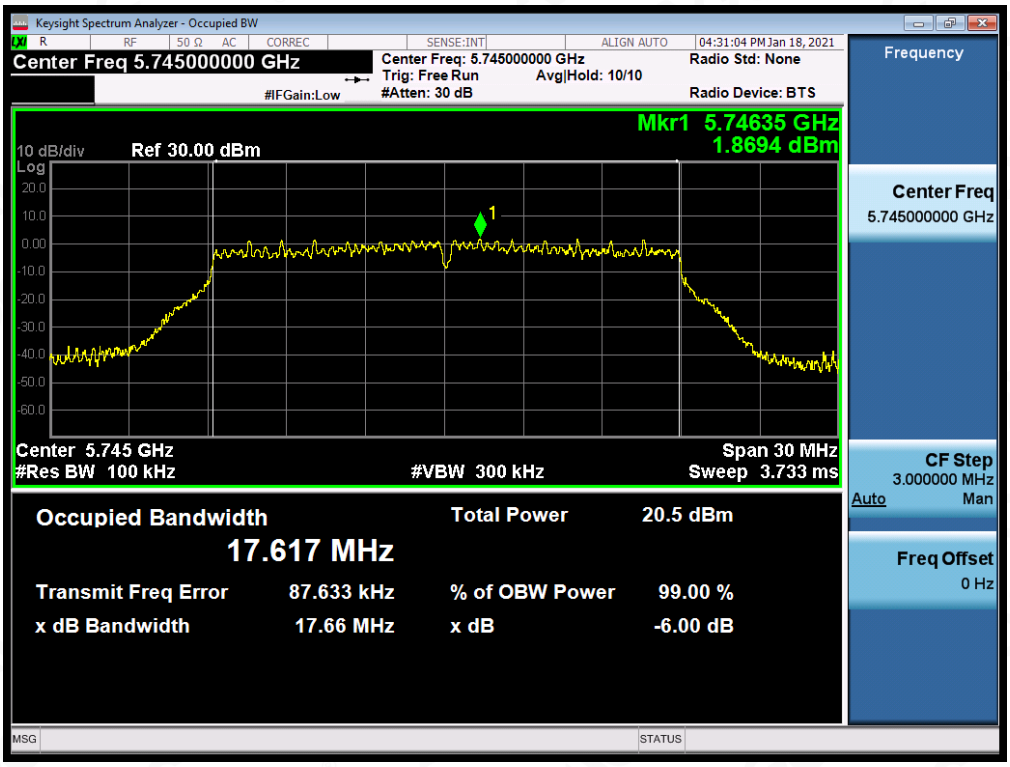

TEST PLOT OF BANDWIDTH FOR 5745MHz（99% BANDWIDTH）

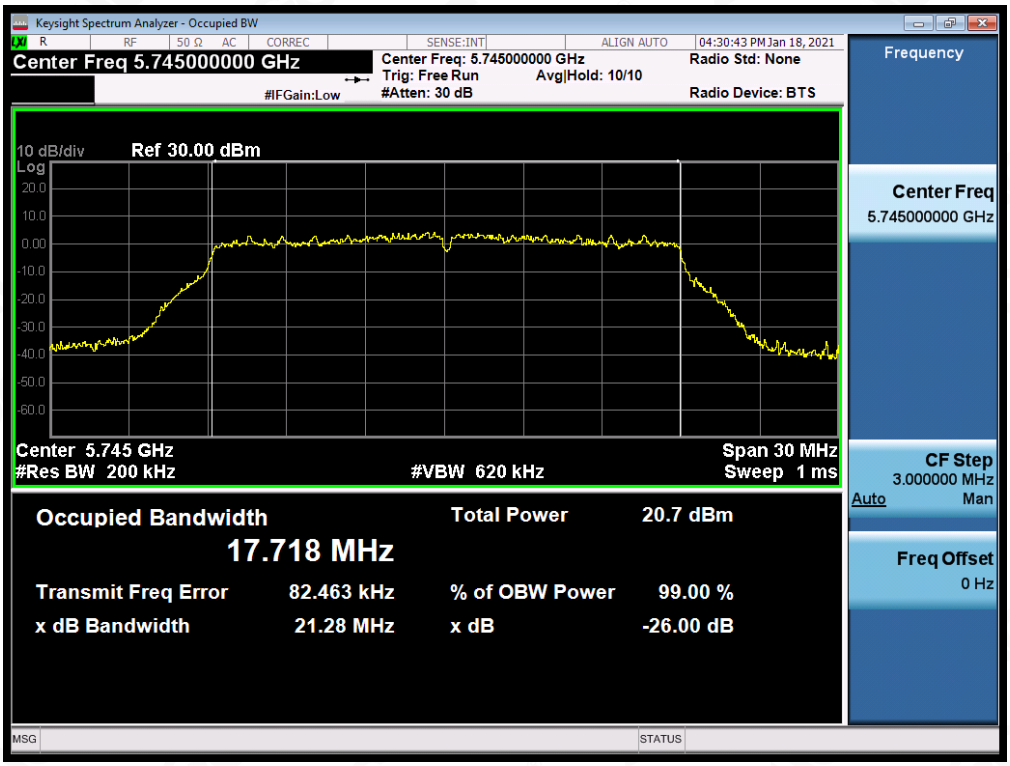

Any report having not been signed by authorized approver, or having been altered without authorization, or having not been stamped by the "Dedicated Testing/Inspection Stamp" is deemed to be invalid. Copying or excerpting portion of, or altering the content of the report is not permitted without the written authorization of AGC. The test results presented in the report apply only to the tested sample. Any objections to report issued by AGC should be submitted to AGC within 15days after the issuance of the test report. Further enquiry of validity or verification of the test report should be addressed to AGC by agc@agc-cert.com.

TEST PLOT OF BANDWIDTH FOR 5785MHz（-6dB BANDWIDTH）

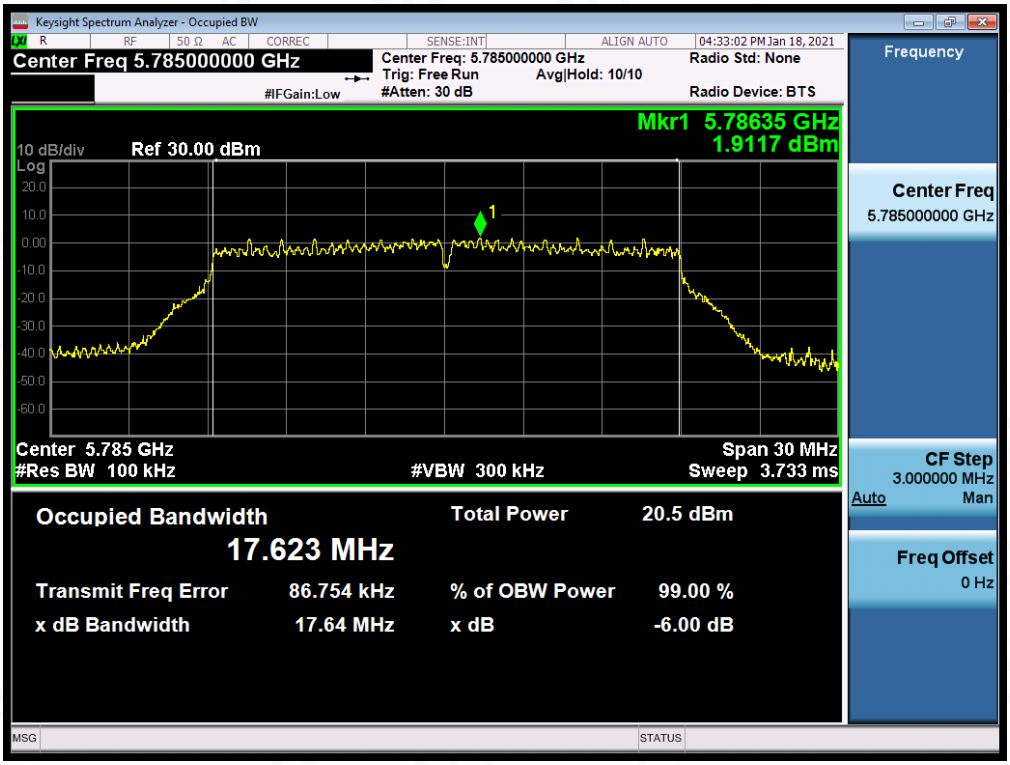

TEST PLOT OF BANDWIDTH FOR 5785MHz（99% BANDWIDTH）

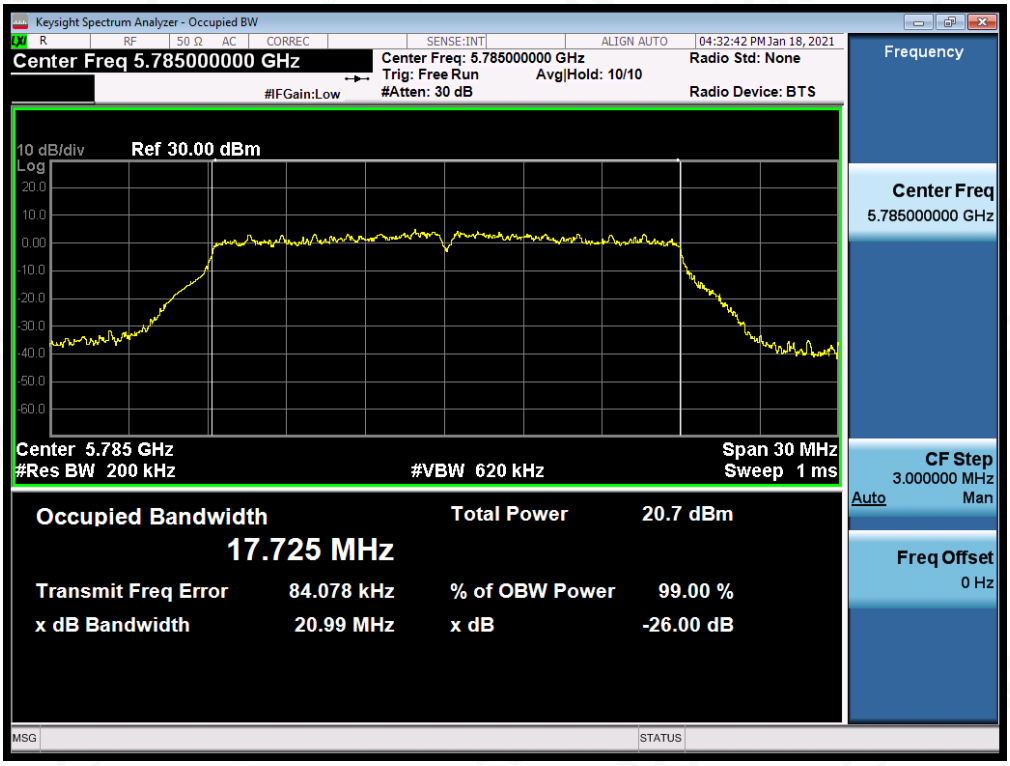

Any report having not been signed by authorized approver, or having been altered without authorization, or having not been stamped by the "Dedicated Testing/Inspection Stamp" is deemed to be invalid. Copying or excerpting portion of, or altering the content of the report is not permitted without the written authorization of AGC. The test results presented in the report apply only to the tested sample. Any objections to report issued by AGC should be submitted to AGC within 15days after the issuance of the test report. Further enquiry of validity or verification of the test report should be addressed to AGC by agc@agc-cert.com.

TEST PLOT OF BANDWIDTH FOR 5825MHz（-6dB BANDWIDTH）

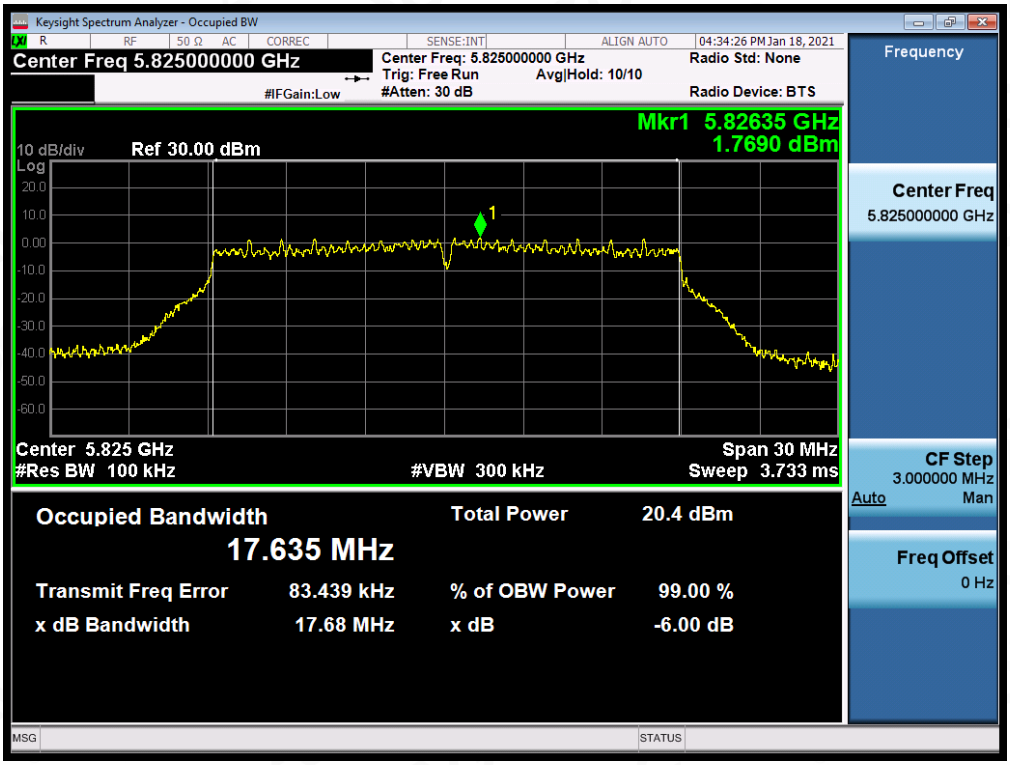

TEST PLOT OF BANDWIDTH FOR 5825MHz（99% BANDWIDTH）

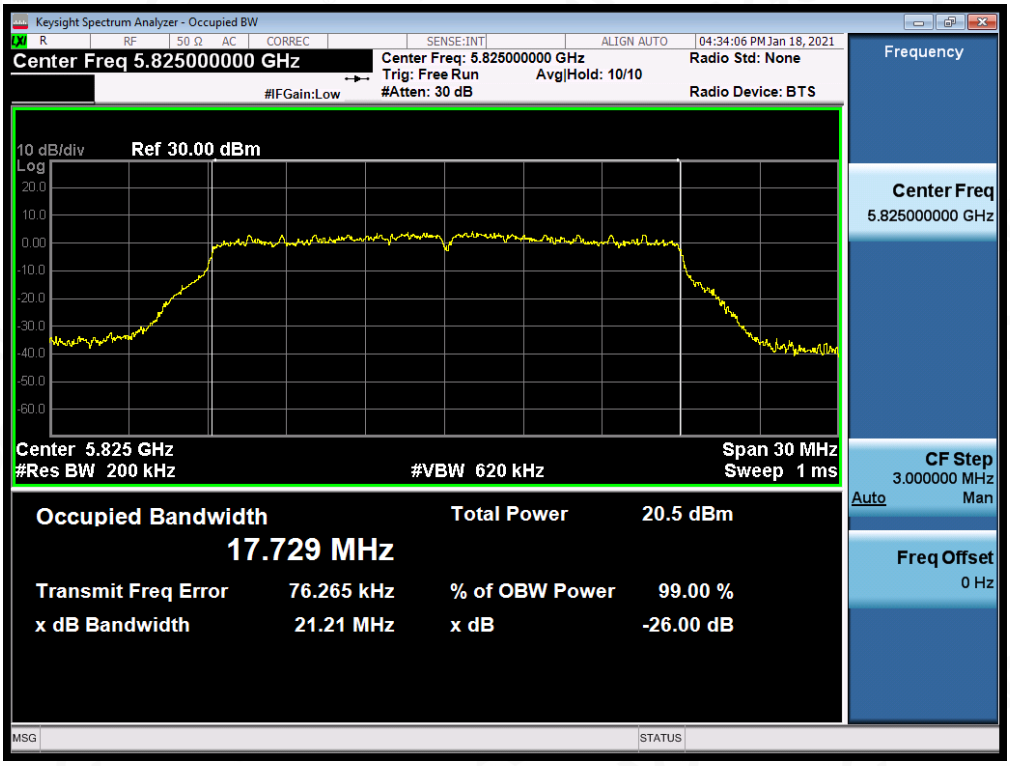

Any report having not been signed by authorized approver, or having been altered without authorization, or having not been stamped by the "Dedicated Testing/Inspection Stamp" is deemed to be invalid. Copying or excerpting portion of, or altering the content of the report is not permitted without the written authorization of AGC. The test results presented in the report apply only to the tested sample. Any objections to report issued by AGC should be submitted to AGC within 15days after the issuance of the test report. Further enquiry of validity or verification of the test report should be addressed to AGC by agc@agc-cert.com.

802.11ac40 TEST RESULT

TEST PLOT OF BANDWIDTH FOR 5755MHz（-6dB BANDWIDTH）

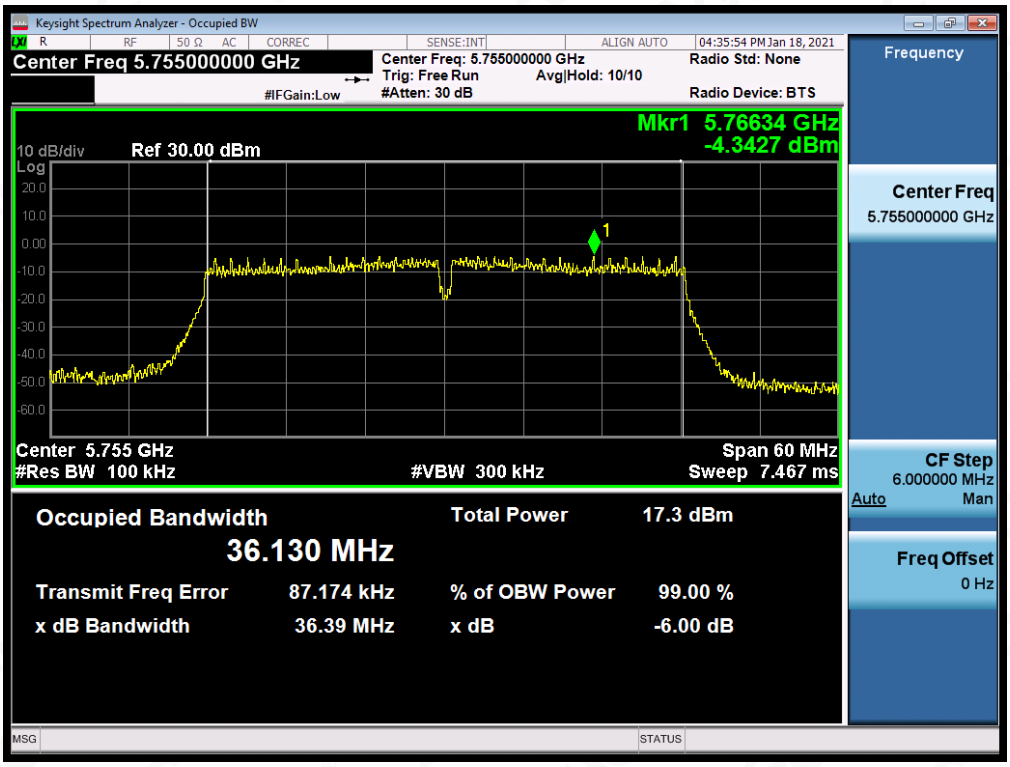

TEST PLOT OF BANDWIDTH FOR 5755MHz（99% BANDWIDTH）

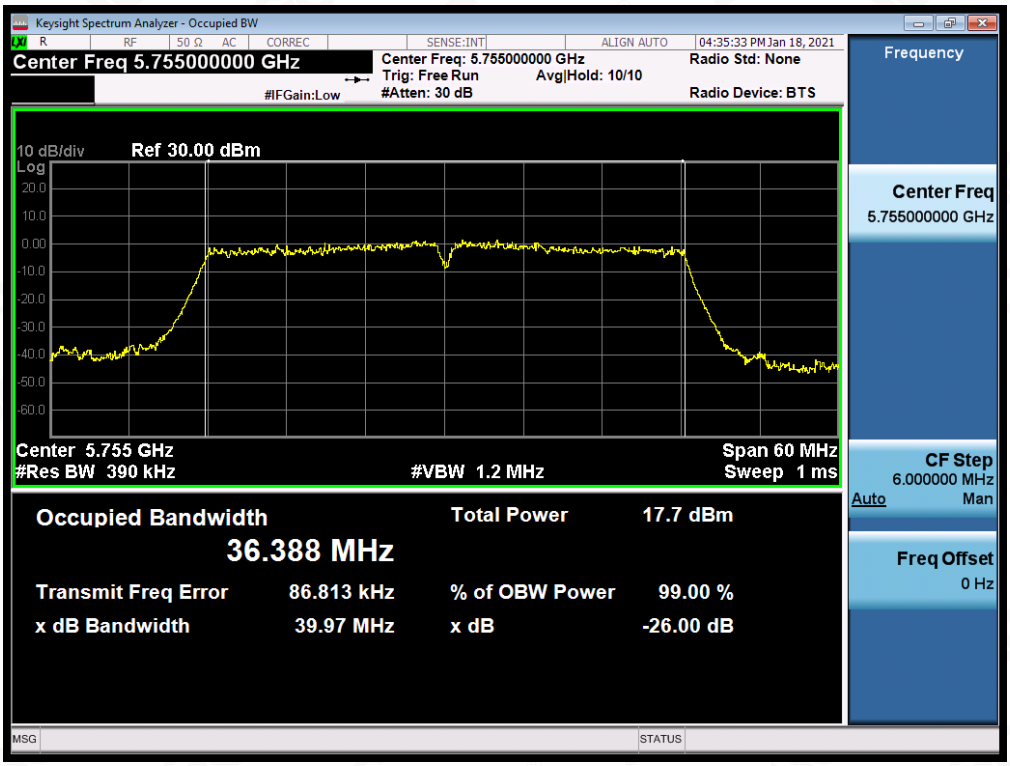

Any report having not been signed by authorized approver, or having been altered without authorization, or having not been stamped by the "Dedicated Testing/Inspection Stamp" is deemed to be invalid. Copying or excerpting portion of, or altering the content of the report is not permitted without the written authorization of AGC. The test results presented in the report apply only to the tested sample. Any objections to report issued by AGC should be submitted to AGC within 15days after the issuance of the test report. Further enquiry of validity or verification of the test report should be addressed to AGC by agc@agc-cert.com.

TEST PLOT OF BANDWIDTH FOR 5795MHz（-6dB BANDWIDTH）

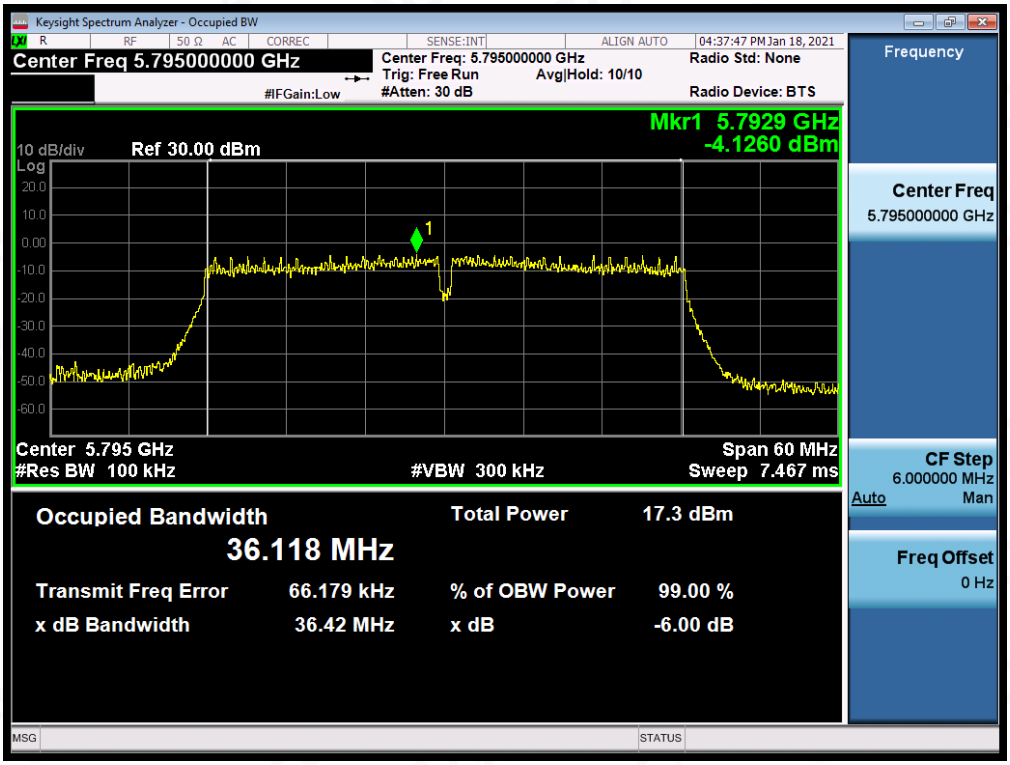

TEST PLOT OF BANDWIDTH FOR 5795MHz（99% BANDWIDTH）

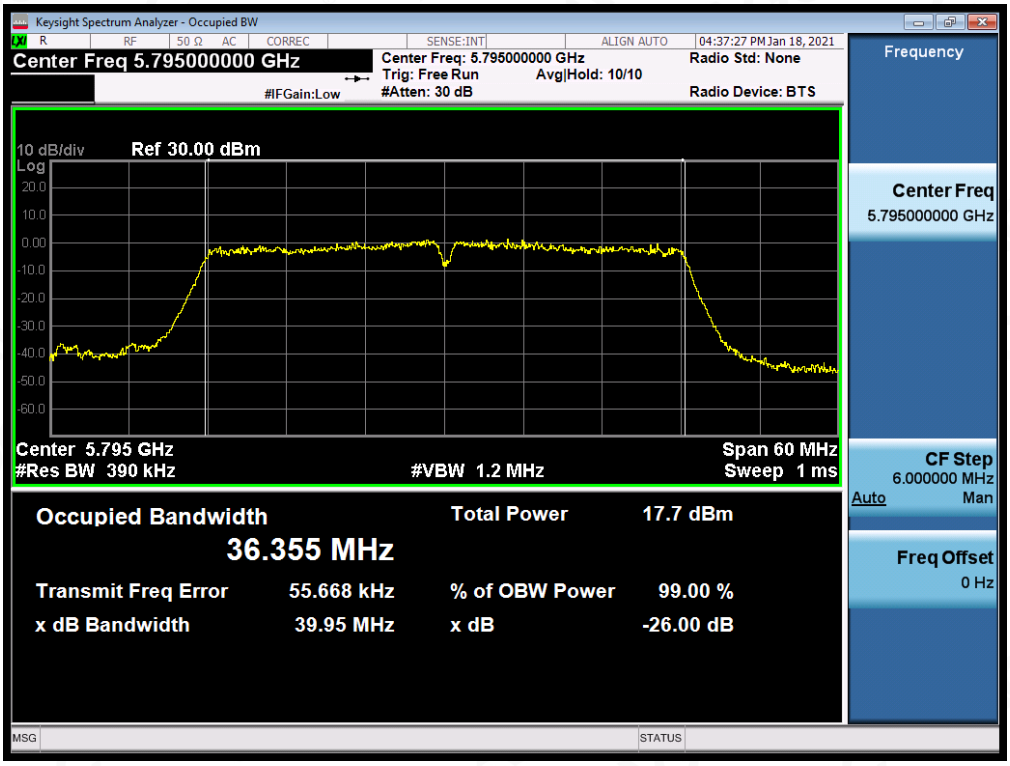

Any report having not been signed by authorized approver, or having been altered without authorization, or having not been stamped by the "Dedicated Testing/Inspection Stamp" is deemed to be invalid. Copying or excerpting portion of, or altering the content of the report is not permitted without the written authorization of AGC. The test results presented in the report apply only to the tested sample. Any objections to report issued by AGC should be submitted to AGC within 15days after the issuance of the test report. Further enquiry of validity or verification of the test report should be addressed to AGC by agc@agc-cert.com.

802.11ac80 TEST RESULT

TEST PLOT OF BANDWIDTH FOR 5775MHz（-6dB BANDWIDTH）

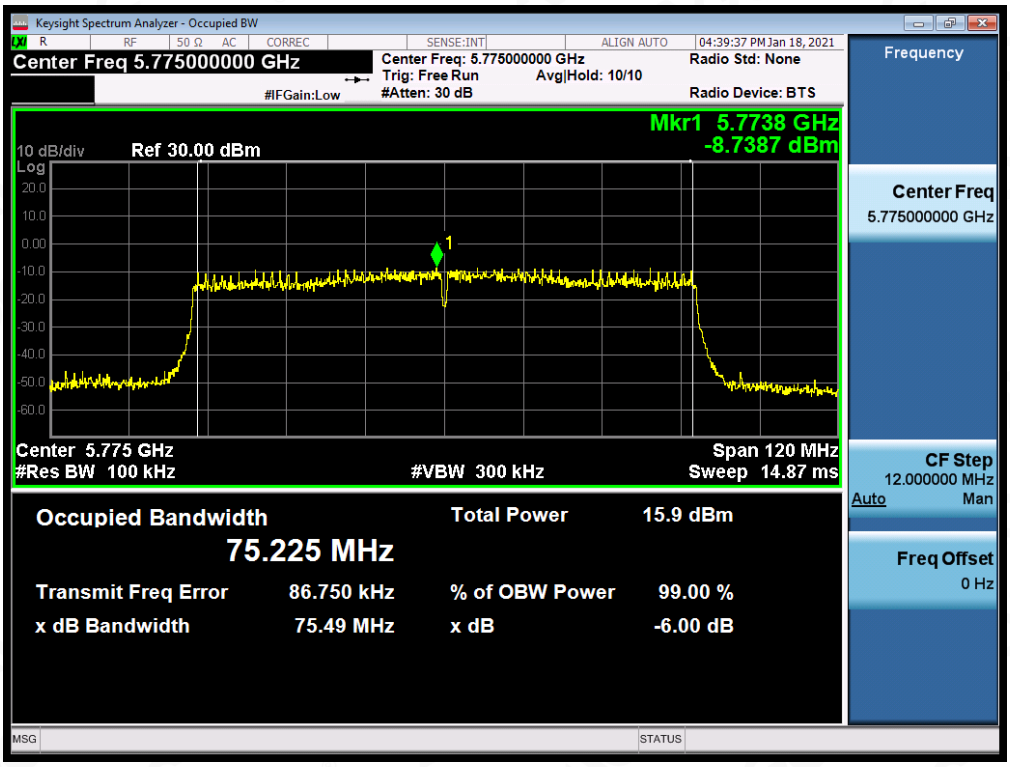

TEST PLOT OF BANDWIDTH FOR 5775MHz（99% BANDWIDTH）

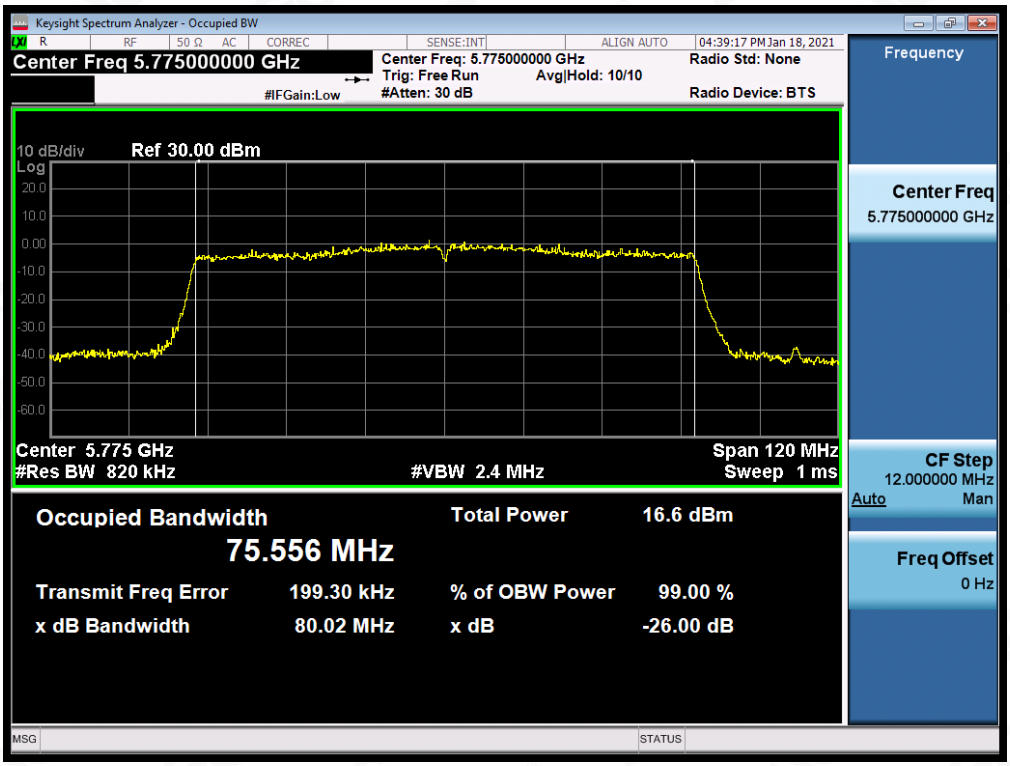

Any report having not been signed by authorized approver, or having been altered without authorization, or having not been stamped by the "Dedicated Testing/Inspection Stamp" is deemed to be invalid. Copying or excerpting portion of, or altering the content of the report is not permitted without the written authorization of AGC. The test results presented in the report apply only to the tested sample. Any objections to report issued by AGC should be submitted to AGC within 15days after the issuance of the test report. Further enquiry of validity or verification of the test report should be addressed to AGC by agc@agc-cert.com.

9. EMISSION BANDWIDTH

9.1. MEASUREMENT PROCEDURE

9.1.1. -26dB Bandwidth MEASUREMENT PROCEDURE

a) Set RBW = approximately 1% of the emission bandwidth.
b) Set the VBW > RBW.
c) Detector = Peak.
d) Trace mode = max hold.
e) Measure the maximum width of the emission that is 26 dB down from the maximum of the emission. Compare this with the RBW setting of the analyzer. Readjust RBW and repeat measurement as needed until the RBW/EBW ratio is approximately 1%.

9.1.2. 99.00% Occupied Bandwidth MEASUREMENT PROCEDURE

a) Connect the antenna port(s) to the spectrum analyzer input.
b)Configure the spectrum analyzer as shown below (enter all losses between the transmitter output and the spectrum analyzer).
Center Frequency =Channel center frequency
Span=2 x emission bandwidth
RBW = 1% to 5% of the emission bandwidth
VBW>3 x RBW
Sweep time= auto couple
Detector = Peak
Trace mode = max hold
c)Place the radio in continuous transmit mode, allow the trace to stabilize, view the transmitter wave form on the spectrum analyzer.
d) Compare this with the RBW setting of the analyzer. Readjust RBW and repeat measurement as needed until the RBW/EBW ratio is 1% to 5%.

Note: The EUT was tested according to KDB 789033 for compliance to FCC 47CFR 15.407 requirements.

9.2. TEST SET-UP (BLOCK DIAGRAM OF CONFIGURATION)

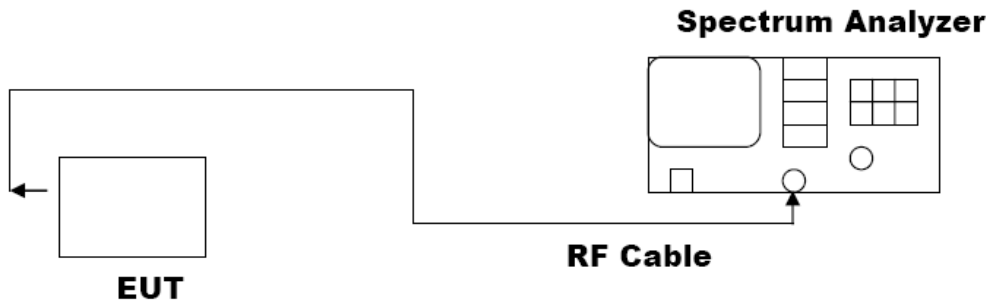

Any report having not been signed by authorized approver, or having been altered without authorization, or having not been stamped by the "Dedicated Testing/Inspection Stamp" is deemed to be invalid. Copying or excerpting portion of, or altering the content of the report is not permitted without the written authorization of AGC. The test results presented in the report apply only to the tested sample. Any objections to report issued by AGC should be submitted to AGC within 15days after the issuance of the test report. Further enquiry of validity or verification of the test report should be addressed to AGC by agc@agc-cert.com.

9.3. LIMITS AND MEASUREMENT RESULTS

LIMITS AND MEASUREMENT RESULT FOR 802.11A20 MODULATION				
Applicable Limits	Applicable Limits			
	Test Data (MHz)			Criteria
	Frequency (MHz)	-26dB Bandwidth	99.00% Occupied Bandwidth	
Within the Band	5180MHz	21.14	16.648	PASS
	5200MHz	21.27	16.662	PASS
	5240MHz	20.88	16.582	PASS

LIMITS AND MEASUREMENT RESULT FOR 802.11N20/40 MODULATION				
Applicable Limits	Applicable Limits			
	Test Data (MHz)			Criteria
	Frequency (MHz)	-26dB Bandwidth	99.00% Occupied Bandwidth	
Within the Band	5180MHz	21.61	17.745	PASS
	5200MHz	21.45	17.774	PASS
	5240MHz	21.80	17.754	PASS
	5190MHz	44.48	36.257	PASS
	5230MHz	39.49	36.164	PASS

LIMITS AND MEASUREMENT RESULT FOR 802.11AC20/40/80 MODULATION				
Applicable Limits	Applicable Limits			
	Test Data (MHz)			Criteria
	Frequency (MHz)	-26dB Bandwidth	99.00% Occupied Bandwidth	
Within the Band	5180MHz	21.38	17.755	PASS
	5200MHz	21.21	17.723	PASS
	5240MHz	21.14	17.722	PASS
	5190MHz	42.82	36.437	PASS
	5230MHz	39.92	36.358	PASS
	5210MHz	80.55	75.561	PASS

Any report having not been signed by authorized approver, or having been altered without authorization, or having not been stamped by the "Dedicated Testing/Inspection Stamp" is deemed to be invalid. Copying or excerpting portion of, or altering the content of the report is not permitted without the written authorization of AGC. The test results presented in the report apply only to the tested sample. Any objections to report issued by AGC should be submitted to AGC within 15days after the issuance of the test report. Further enquiry of validity or verification of the test report should be addressed to AGC by agc@agc-cert.com.

802.11a20 TEST RESULT

TEST PLOT OF BANDWIDTH FOR 5180MHz

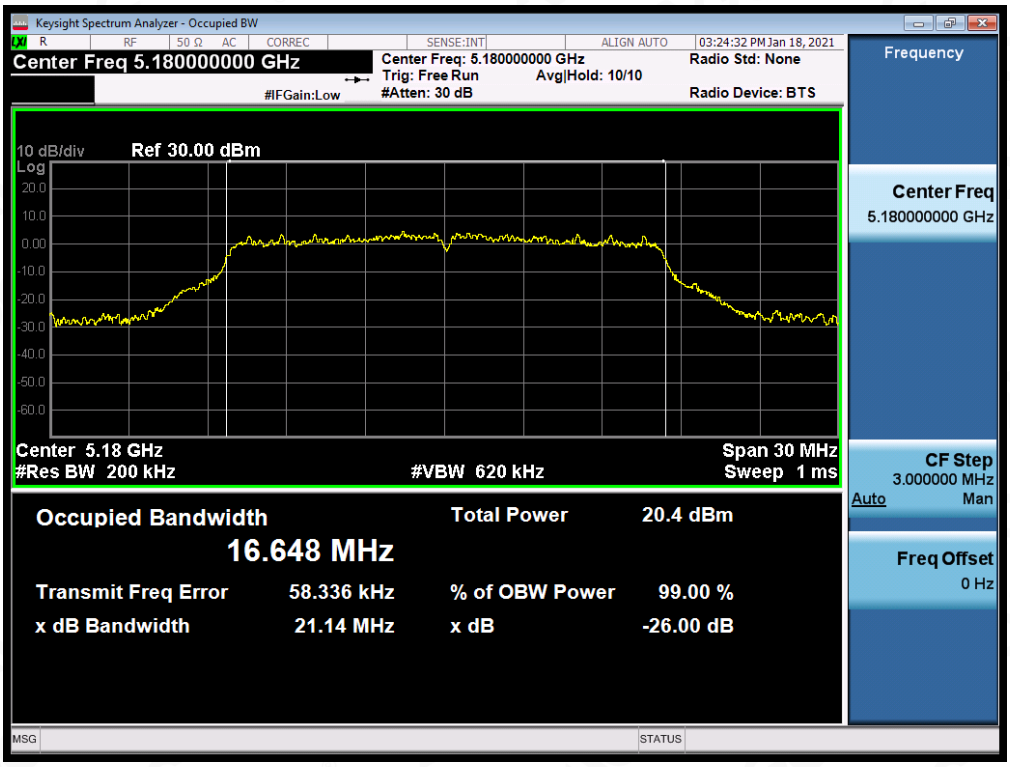

TEST PLOT OF BANDWIDTH FOR 5200MHz

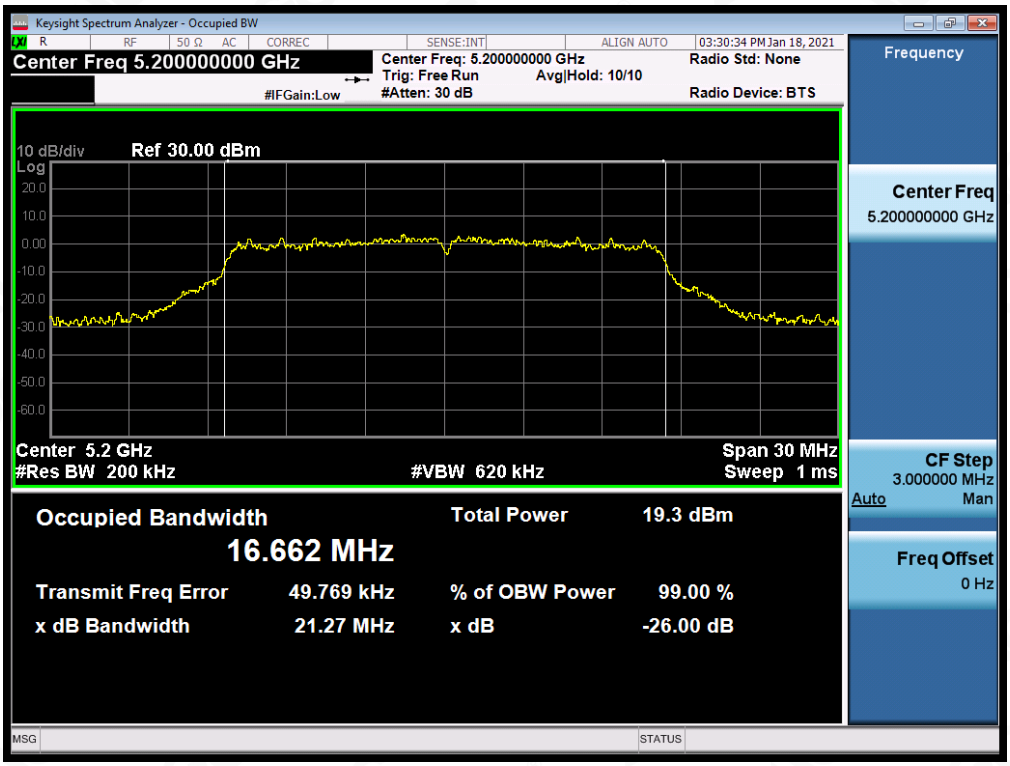

Any report having not been signed by authorized approver, or having been altered without authorization, or having not been stamped by the "Dedicated Testing/Inspection Stamp" is deemed to be invalid. Copying or excerpting portion of, or altering the content of the report is not permitted without the written authorization of AGC. The test results presented in the report apply only to the tested sample. Any objections to report issued by AGC should be submitted to AGC within 15days after the issuance of the test report. Further enquiry of validity or verification of the test report should be addressed to AGC by agc@agc-cert.com.

TEST PLOT OF BANDWIDTH FOR 5240MHz

802.11n20 TEST RESULT

TEST PLOT OF BANDWIDTH FOR 5180MHz

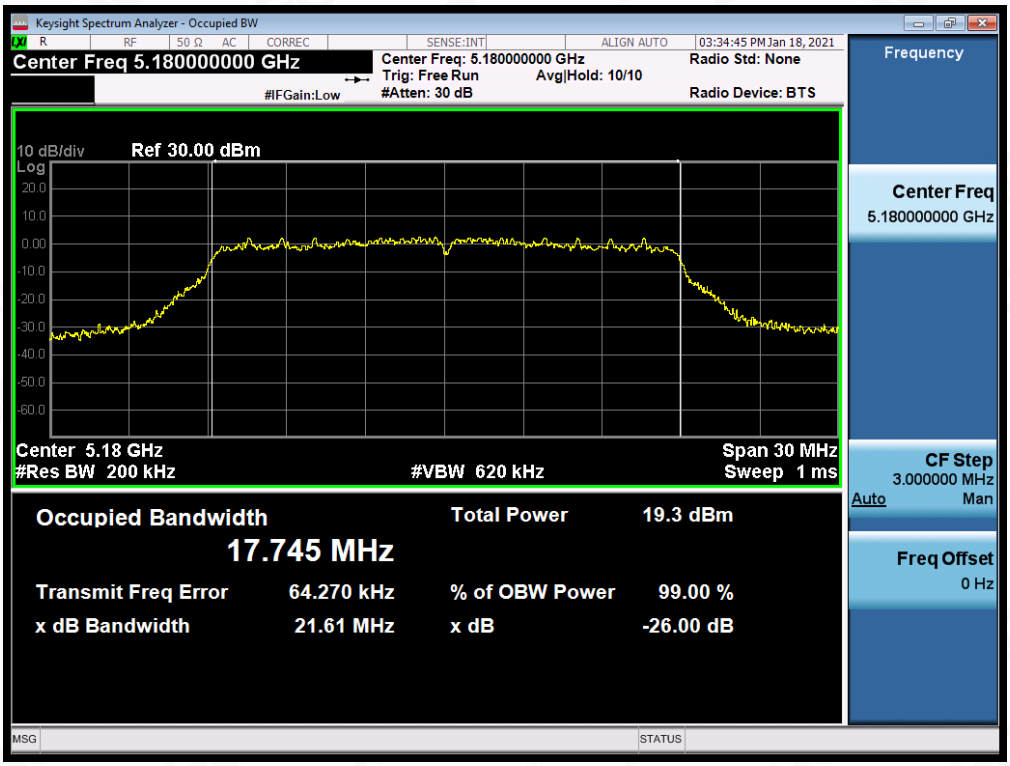

Any report having not been signed by authorized approver, or having been altered without authorization, or having not been stamped by the "Dedicated Testing/Inspection Stamp" is deemed to be invalid. Copying or excerpting portion of, or altering the content of the report is not permitted without the written authorization of AGC. The test results presented in the report apply only to the tested sample. Any objections to report issued by AGC should be submitted to AGC within 15days after the issuance of the test report. Further enquiry of validity or verification of the test report should be addressed to AGC by agc@agc-cert.com.

TEST PLOT OF BANDWIDTH FOR 5200MHz

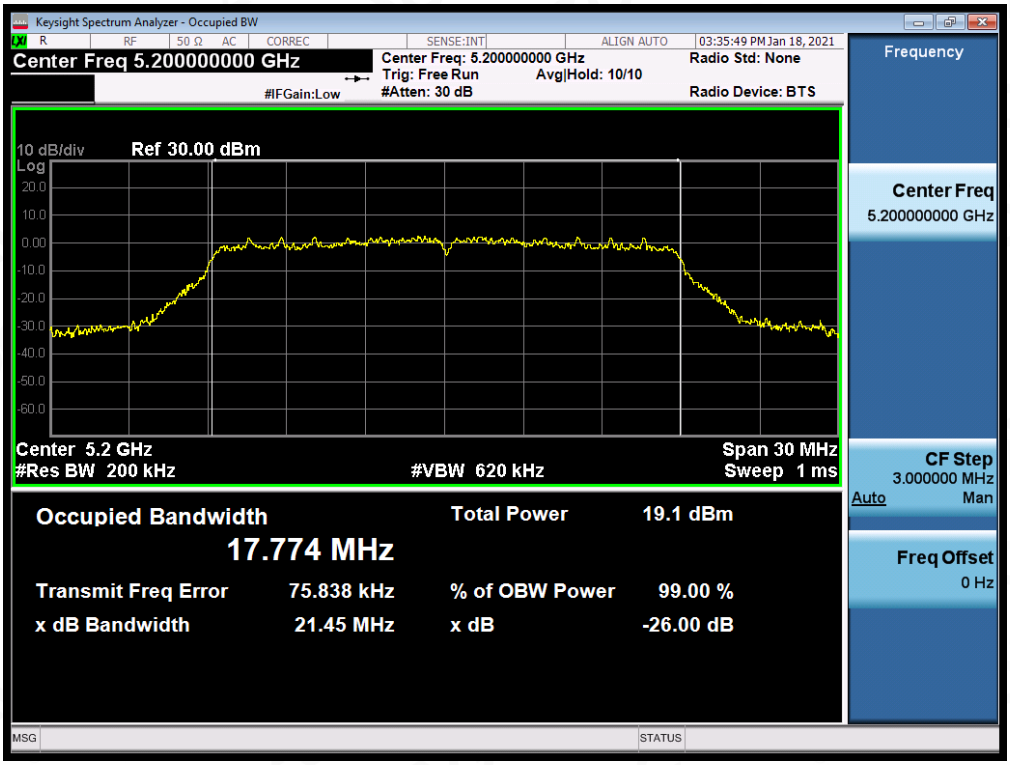

TEST PLOT OF BANDWIDTH FOR 5240MHz

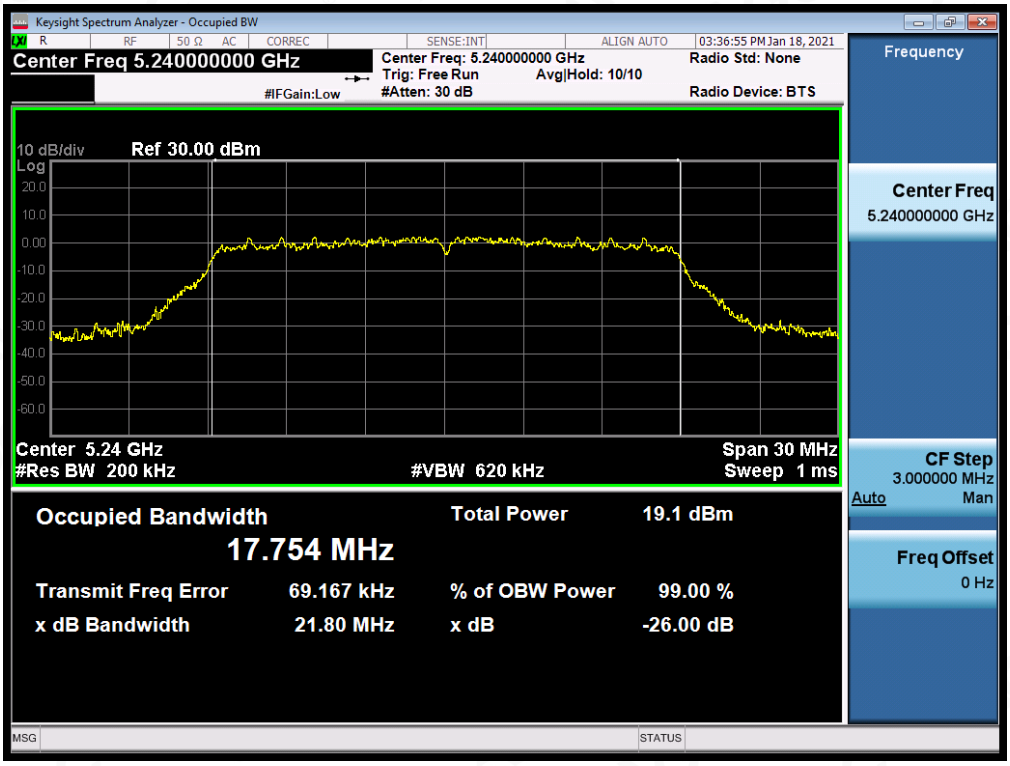

Any report having not been signed by authorized approver, or having been altered without authorization, or having not been stamped by the "Dedicated Testing/Inspection Stamp" is deemed to be invalid. Copying or excerpting portion of, or altering the content of the report is not permitted without the written authorization of AGC. The test results presented in the report apply only to the tested sample. Any objections to report issued by AGC should be submitted to AGC within 15days after the issuance of the test report. Further enquiry of validity or verification of the test report should be addressed to AGC by agc@agc-cert.com.

802.11n40 TEST RESULT

TEST PLOT OF BANDWIDTH FOR 5190MHz

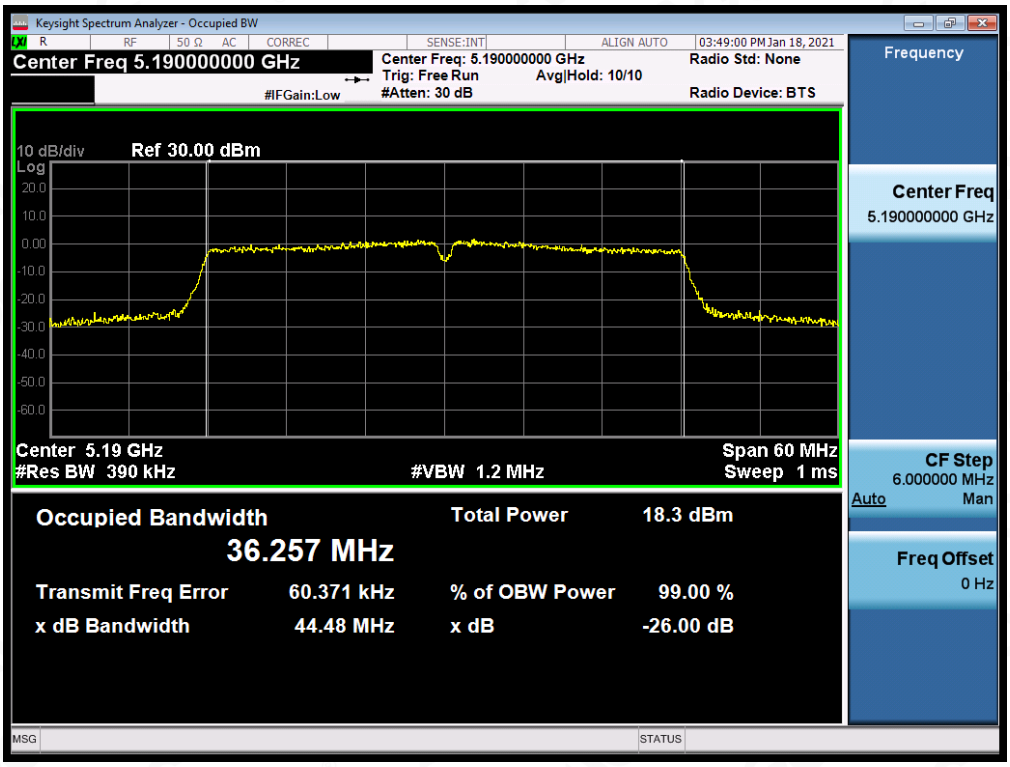

TEST PLOT OF BANDWIDTH FOR 5230MHz

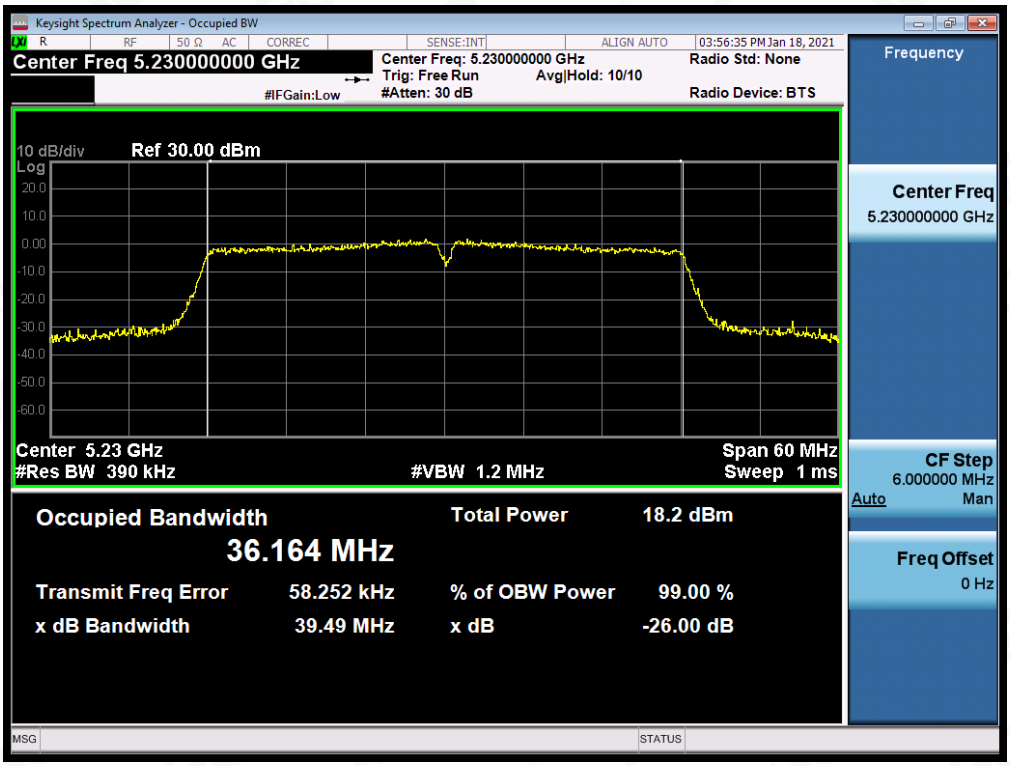

Any report having not been signed by authorized approver, or having been altered without authorization, or having not been stamped by the "Dedicated Testing/Inspection Stamp" is deemed to be invalid. Copying or excerpting portion of, or altering the content of the report is not permitted without the written authorization of AGC. The test results presented in the report apply only to the tested sample. Any objections to report issued by AGC should be submitted to AGC within 15days after the issuance of the test report. Further enquiry of validity or verification of the test report should be addressed to AGC by agc@agc-cert.com.

802.11ac20 TEST RESULT

TEST PLOT OF BANDWIDTH FOR 5180MHz

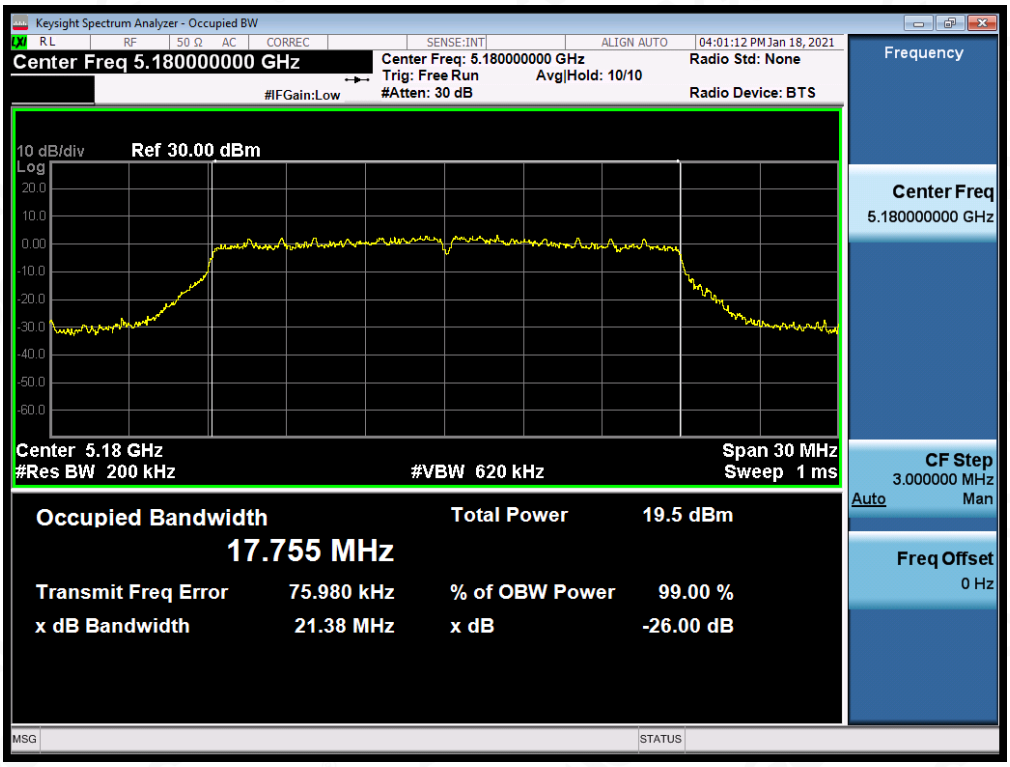

TEST PLOT OF BANDWIDTH FOR 5200MHz

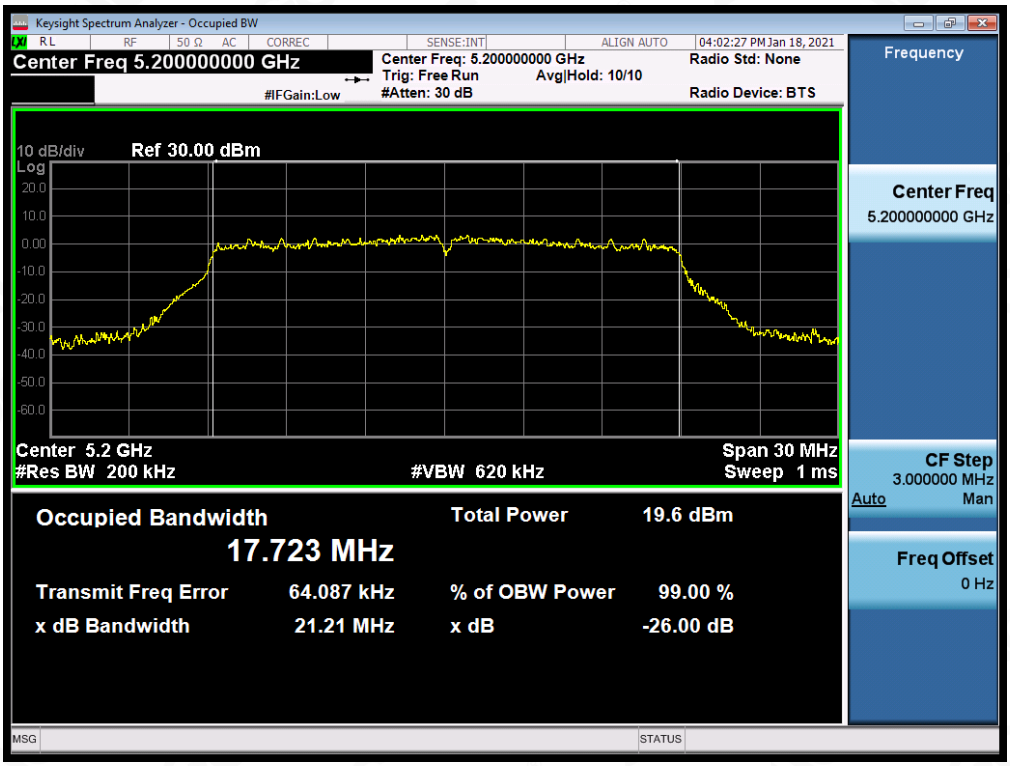

Any report having not been signed by authorized approver, or having been altered without authorization, or having not been stamped by the "Dedicated Testing/Inspection Stamp" is deemed to be invalid. Copying or excerpting portion of, or altering the content of the report is not permitted without the written authorization of AGC. The test results presented in the report apply only to the tested sample. Any objections to report issued by AGC should be submitted to AGC within 15days after the issuance of the test report. Further enquiry of validity or verification of the test report should be addressed to AGC by agc@agc-cert.com.

TEST PLOT OF BANDWIDTH FOR 5240MHz

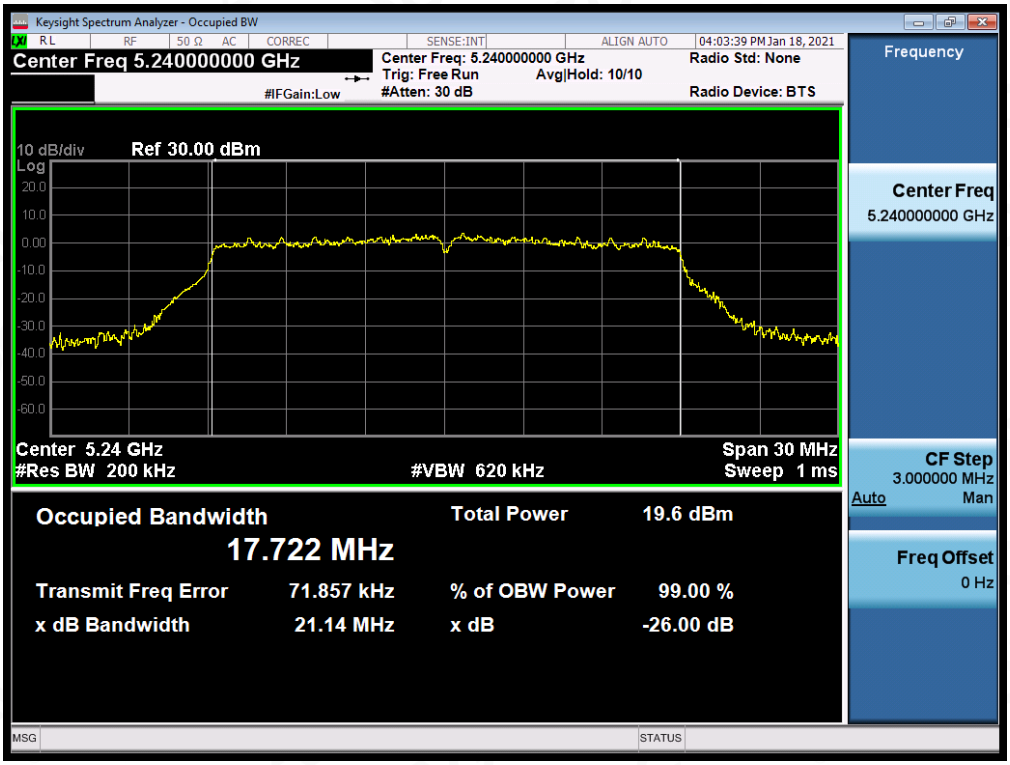

802.11ac40 TEST RESULT

TEST PLOT OF BANDWIDTH FOR 5190MHz

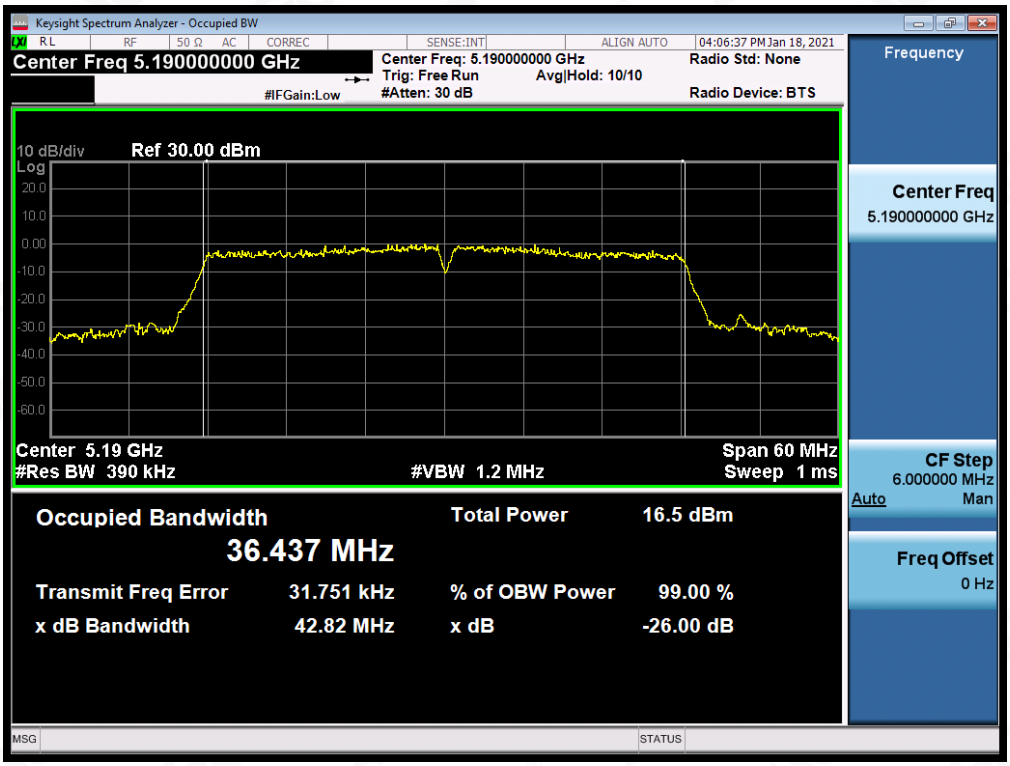

Any report having not been signed by authorized approver, or having been altered without authorization, or having not been stamped by the "Dedicated Testing/Inspection Stamp" is deemed to be invalid. Copying or excerpting portion of, or altering the content of the report is not permitted without the written authorization of AGC. The test results presented in the report apply only to the tested sample. Any objections to report issued by AGC should be submitted to AGC within 15days after the issuance of the test report. Further enquiry of validity or verification of the test report should be addressed to AGC by agc@agc-cert.com.

TEST PLOT OF BANDWIDTH FOR 5230MHz

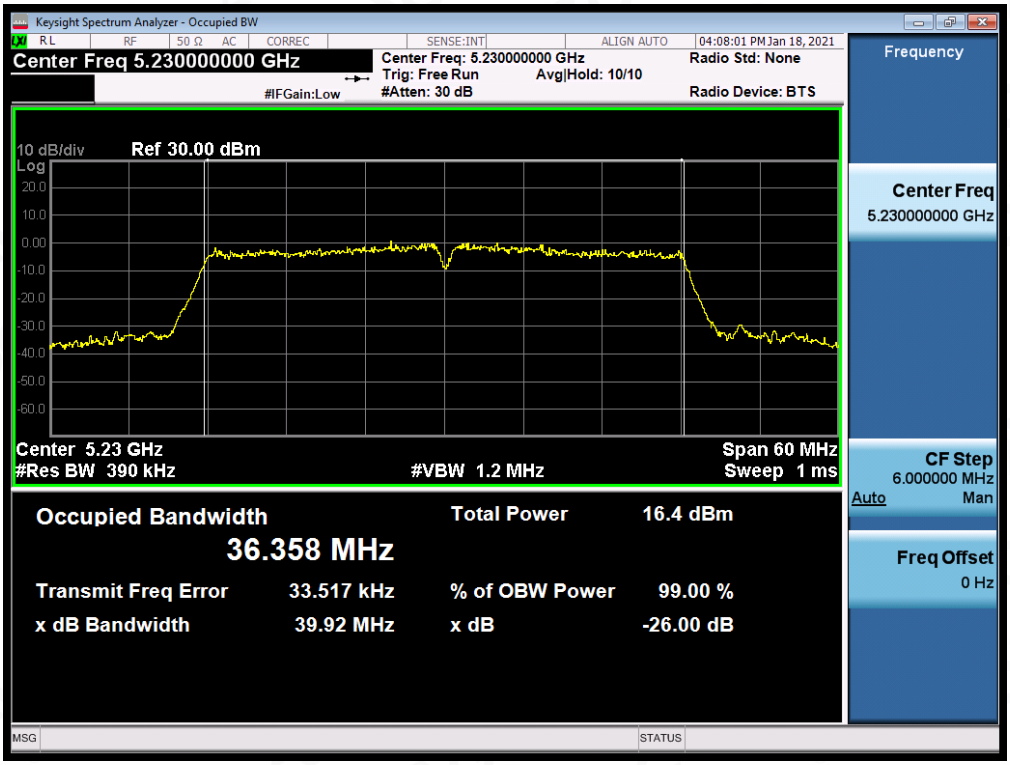

802.11ac80 TEST RESULT

TEST PLOT OF BANDWIDTH FOR 5210MHz

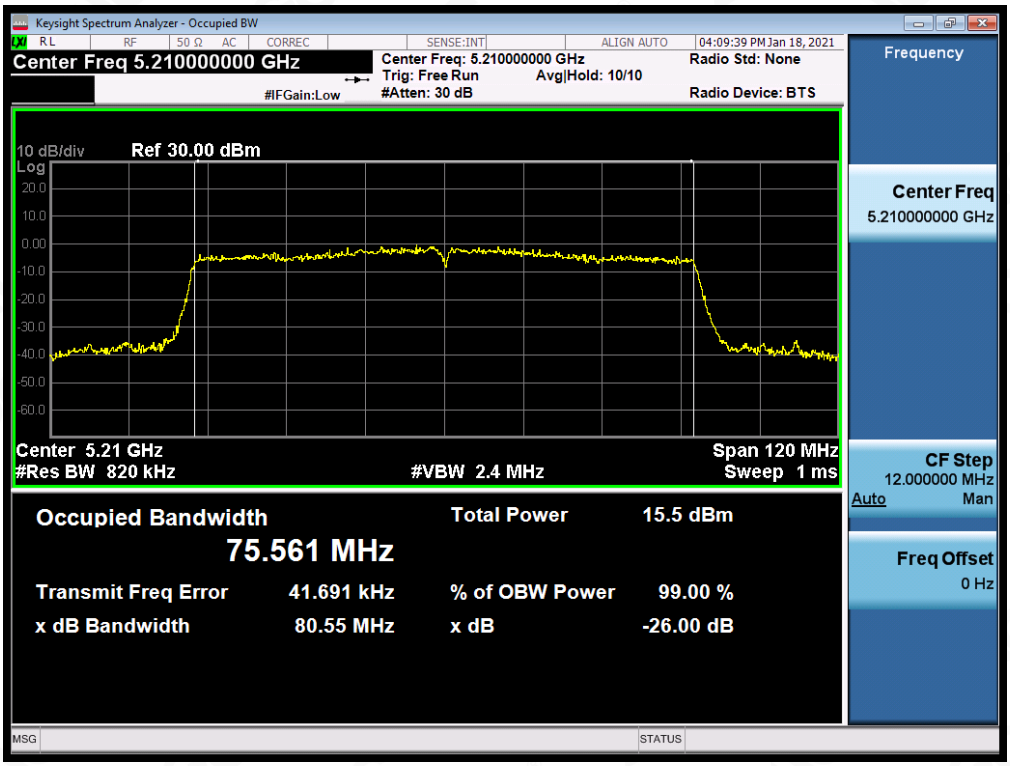

Any report having not been signed by authorized approver, or having been altered without authorization, or having not been stamped by the "Dedicated Testing/Inspection Stamp" is deemed to be invalid. Copying or excerpting portion of, or altering the content of the report is not permitted without the written authorization of AGC. The test results presented in the report apply only to the tested sample. Any objections to report issued by AGC should be submitted to AGC within 15days after the issuance of the test report. Further enquiry of validity or verification of the test report should be addressed to AGC by agc@agc-cert.com.

10. MAXIMUM CONDUCTED OUTPUT AVERAGE POWER SPECTRAL DENSITY

10.1 MEASUREMENT PROCEDURE

Refer to KDB 789033 section F

10.2 TEST SET-UP (BLOCK DIAGRAM OF CONFIGURATION)

Refer To Section 8.2.

10.3 MEASUREMENT EQUIPMENT USED

Refer To Section 6.

10.4 LIMITS AND MEASUREMENT RESULT

LIMITS AND MEASUREMENT RESULT FOR 802.11A20 MODULATION			
Frequency (MHz)	**Power density (dBm/MHz)**	**Applicable Limits (dBm/MHz)**	**Pass or Fail**
5180	4.229	17	Pass
5200	3.079	17	Pass
5240	3.373	17	Pass
Frequency (MHz)	**Power density (30dBm/500kHz)**	**Applicable Limits (30dBm/500kHz)**	**Pass or Fail**
5745	1.478	30	Pass
5785	1.738	30	Pass
5825	1.678	30	Pass

LIMITS AND MEASUREMENT RESULT FOR 802.11N20 MODULATION			
Frequency (MHz)	**Power density (dBm/MHz)**	**Applicable Limits (dBm/MHz)**	**Pass or Fail**
5180	2.439	17	Pass
5200	2.410	17	Pass
5240	2.453	17	Pass
Frequency (MHz)	**Power density (30dBm/500kHz)**	**Applicable Limits (30dBm/500kHz)**	**Pass or Fail**
5745	0.561	30	Pass
5785	0.768	30	Pass
5825	0.966	30	Pass

Any report having not been signed by authorized approver, or having been altered without authorization, or having not been stamped by the "Dedicated Testing/Inspection Stamp" is deemed to be invalid. Copying or excerpting portion of, or altering the content of the report is not permitted without the written authorization of AGC. The test results presented in the report apply only to the tested sample. Any objections to report issued by AGC should be submitted to AGC within 15days after the issuance of the test report. Further enquiry of validity or verification of the test report should be addressed to AGC by agc@agc-cert.com.

LIMITS AND MEASUREMENT RESULT FOR 802.1N40 MODULATION			
Frequency (MHz)	**Power density (dBm/MHz)**	**Applicable Limits (dBm/MHz)**	**Pass or Fail**
5190	-0.391	17	Pass
5230	-0.884	17	Pass
Frequency (MHz)	**Power density (30dBm/500kHz)**	**Applicable Limits (30dBm/500kHz)**	**Pass or Fail**
5755	-2.541	30	Pass
5795	-2.175	30	Pass

LIMITS AND MEASUREMENT RESULT FOR 802.11AC20 MODULATION			
Frequency (MHz)	**Power density (dBm/MHz)**	**Applicable Limits (dBm/MHz)**	**Pass or Fail**
5180	3.548	17	Pass
5200	3.823	17	Pass
5240	3.511	17	Pass
Frequency (MHz)	**Power density (30dBm/500kHz)**	**Applicable Limits (30dBm/500kHz)**	**Pass or Fail**
5745	1.696	30	Pass
5785	3.042	30	Pass
5825	2.685	30	Pass

LIMITS AND MEASUREMENT RESULT FOR 802.1AC40 MODULATION			
Frequency (MHz)	**Power density (dBm/MHz)**	**Applicable Limits (dBm/MHz)**	**Pass or Fail**
5190	0.130	17	Pass
5230	0.103	17	Pass
Frequency (MHz)	**Power density (30dBm/500kHz)**	**Applicable Limits (30dBm/500kHz)**	**Pass or Fail**
5755	-0.860	30	Pass
5795	-1.003	30	Pass

Any report having not been signed by authorized approver, or having been altered without authorization, or having not been stamped by the "Dedicated Testing/Inspection Stamp" is deemed to be invalid. Copying or excerpting portion of, or altering the content of the report is not permitted without the written authorization of AGC. The test results presented in the report apply only to the tested sample. Any objections to report issued by AGC should be submitted to AGC within 15days after the issuance of the test report. Further enquiry of validity or verification of the test report should be addressed to AGC by agc@agc-cert.com.

Attestation of Global Compliance(Shenzhen)Co., Ltd
Attestation of Global Compliance(Shenzhen)Std & Tech Co., Ltd
Tel: +86-755 2523 4088 E-mail: agc@agc-cert.com Web: http://cn.agc-cert.com/

LIMITS AND MEASUREMENT RESULT FOR 802.1AC80 MODULATION			
Frequency (MHz)	**Power density (dBm/MHz)**	**Applicable Limits (dBm/MHz)**	**Pass or Fail**
5210	-1.085	17	Pass
Frequency (MHz)	**Power density (30dBm/500kHz)**	**Applicable Limits (30dBm/500kHz)**	**Pass or Fail**
5775	-0.079	30	Pass

Any report having not been signed by authorized approver, or having been altered without authorization, or having not been stamped by the "Dedicated Testing/Inspection Stamp" is deemed to be invalid. Copying or excerpting portion of, or altering the content of the report is not permitted without the written authorization of AGC. The test results presented in the report apply only to the tested sample. Any objections to report issued by AGC should be submitted to AGC within 15days after the issuance of the test report. Further enquiry of validity or verification of the test report should be addressed to AGC by agc@agc-cert.com.

802.11a20 TEST RESULT

TEST PLOT OF SPECTRAL DENSITY FOR 5180MHz

TEST PLOT OF SPECTRAL DENSITY FOR 5200MHz

Any report having not been signed by authorized approver, or having been altered without authorization, or having not been stamped by the "Dedicated Testing/Inspection Stamp" is deemed to be invalid. Copying or excerpting portion of, or altering the content of the report is not permitted without the written authorization of AGC. The test results presented in the report apply only to the tested sample. Any objections to report issued by AGC should be submitted to AGC within 15days after the issuance of the test report. Further enquiry of validity or verification of the test report should be addressed to AGC by agc@agc-cert.com.

TEST PLOT OF SPECTRAL DENSITY FOR 5240MHz

TEST PLOT OF SPECTRAL DENSITY FOR 5745MHz

Any report having not been signed by authorized approver, or having been altered without authorization, or having not been stamped by the "Dedicated Testing/Inspection Stamp" is deemed to be invalid. Copying or excerpting portion of, or altering the content of the report is not permitted without the written authorization of AGC. The test results presented in the report apply only to the tested sample. Any objections to report issued by AGC should be submitted to AGC within 15days after the issuance of the test report. Further enquiry of validity or verification of the test report should be addressed to AGC by agc@agc-cert.com.

TEST PLOT OF SPECTRAL DENSITY FOR 5785MHz

TEST PLOT OF SPECTRAL DENSITY FOR 5825MHz

Any report having not been signed by authorized approver, or having been altered without authorization, or having not been stamped by the "Dedicated Testing/Inspection Stamp" is deemed to be invalid. Copying or excerpting portion of, or altering the content of the report is not permitted without the written authorization of AGC. The test results presented in the report apply only to the tested sample. Any objections to report issued by AGC should be submitted to AGC within 15days after the issuance of the test report. Further enquiry of validity or verification of the test report should be addressed to AGC by agc@agc-cert.com.