Product Information

Specification

Probe

Probe Model Number	ME-TEMP02
Temperature Range	Internal 32°F - 221°F / 0°C - 105°C Ambient 32°F - 1050°F / 0°C - 550°C
Accuracy	Internal ± 0.3°F/0.1°C Ambient ± 9°F/5°C
Dimension	5.06" x 0.19"
Dust & Water Resistance	IP69
Operating Frequency	2402 - 2480MHz
Charging Temperature	0 - 45°C
RF Output Power	2.75dBm
Battery Nominal Voltage	2.4V
Battery Capacity	5mAh

Booster

Charging Base Model Number	ME-BOX02
Dimension	7.11 x 1.65 x 1.36 inches
Operating Frequency	2402 - 2480MHz
Charging Temperature	0 - 45°C

RF Output Power	7.00dBm
Dust & Water Resistance	IPX0
Battery Nominal Voltage	3.6V
Battery Capacity	2500mAh

Diagram

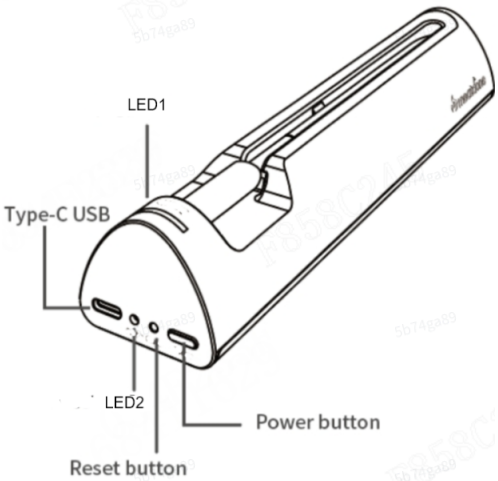

Button

Button Name	**Button Function**
Power button	Press 2s for Power On/Off
Reset button	1) Press and hold for 3s to clear the matching record of the Booster 2) Press and hold for 5s to clear the matching record of the Booster and Reset

LED 1

Display Status	**LED Funcion**
Slow Blink Blue	Waiting for Bluetooth Pairing
Solid Blue	Pairing Successfully
Fast Blink Blue	Pairing Disconnected/Out of connection range
***LED1 will turn red when Booster battery power is less than 20%**	

LED 2

Display Status	LED Funcion
Solid Blue	The battery is not fully charged
Solid White	The battery is fully charged

First Use Started

1. For the first time use, please use a Type-C charging cable to power the Charging Base to activate the device (exit shipping mode). You will hear a beep and the device will automatically turn on.

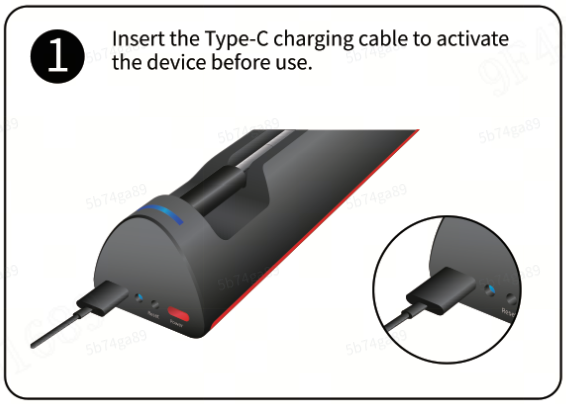

2. Download the free Meatmeet APP for IOS or Android.

IOS

Android

3. Open the app, there will be an automatic pairing pop-up window when you open the device and enter the device pairing page, and use your device according to the tutorial above.

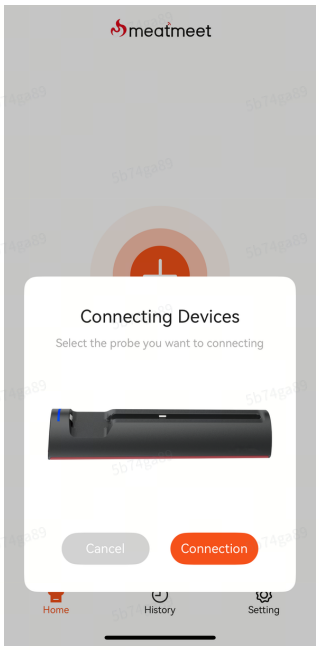

Or you can match your device by double clicking on the "Add device" button.

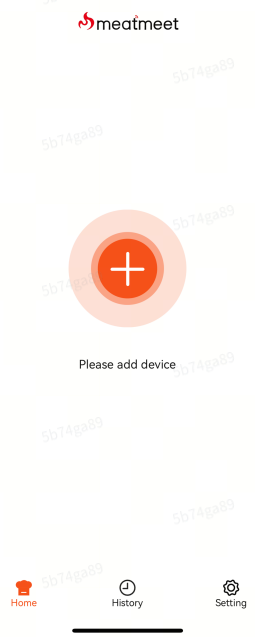

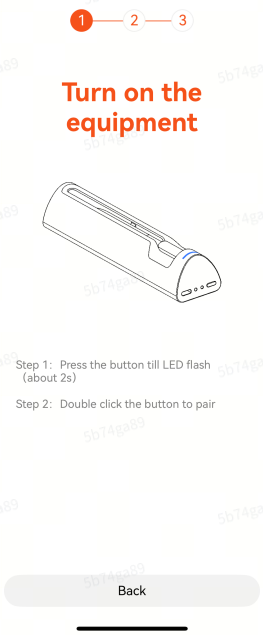

4. Always insert the probe past the safety line, and leave the black ceramic part at the back of the probe outside the meat. Ensure that the probe is firmly inserted into the meat before cooking.

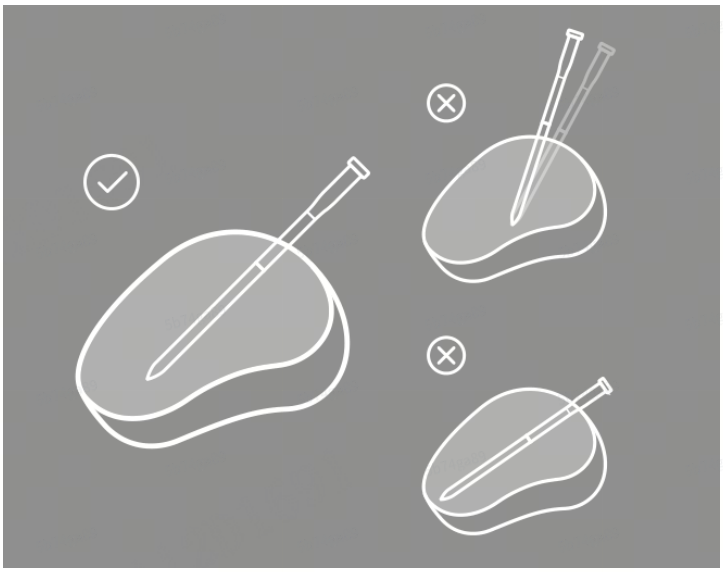

CAUTION

DO NOT use the Probe in a microwave or pressure cooker.

DO NOT use cleaning products containing alcohol, ammonium, benzene, abrasives, or hard cleaning tools to clean the Probe, all of which could damage the device.

DO NOT use the Probe when cooking at temperatures above 1050°F/600°C for up to 10 minutes.

DO NOT place the Charging Base directly on the grill cover, around or close to any hot surface, which will cause the Charging Base to melt or deform.

DO NOT submerge the Probe in water for a long time (over 72h), even though it is an IP69 device.

DO NOT immediatetly run the Probe in cold water after cooking.Let the probe cool down then wash.

Do NOT immediately remove the probe from the meat after cooking. Please wait for the probe to cool down or use oven gloves for operation to avoid burns.

Tips Danger

The probe is **SHARP**! Always point the tip of the probe away from fingers, skin, or other people to avoid being scratched by the probe. **Do NOT** allow children to use the probe without parental supervision.

If the Probe falls into a fire or direct heat source, turn off the cooking appliance and close the lid immediately. Allow the Probe to cool completely before removing.

The Charging Base features a magnet that allows it to be attached to a refrigerator or any other iron-based object.

The Charging Base is **NOT** waterproof, please avoid submerging it in water or placing it in a dishwasher.

Please use a power adapter with the same nominal voltage to charge the Charging Base.

Probe is suitable for wet location, Booster is suitable for dry location used only.

Other parameters for both probe and Booster are listed as below:

A. Probe and Booster can both be used for indoor and outdoor environment

B. Altitude for Probe and Booster: Up to 2000m.

C. Overvoltage Category II

D. Pollution Degree of Intended Environment: Pollution Degree 2

Compliance

CE

RoHS

Probe

FCC ID: 2AYOTME-TEMP02

IC: 26903-METEMP02

Booster

FCC ID: 2AYOTME-BOX02

IC: 26903-MEBOX02

Disposal of the Electronic Appliance

This electronic appliance should not be disposed of with normal household waste. Dispose of the unit at an approved facility or at your local recycling center. Please observe the current rules and regulations when disposing of the appliance. Contact your local council if in doubt.

Any Changes or modifications not expressly approved by the party responsible for compliance could void the user's authority to operate the equipment.

This device complies with part 15 of the FCC Rules. Operation is subject to the following two conditions: (1) This device may not cause harmful interference, and (2) this device must accept any interference received, including interference that may cause undesired operation.

Note: This equipment has been tested and found to comply with the limits for a Class B digital device, pursuant to part 15 of the FCC Rules. These limits are designed to provide reasonable protection against harmful interference in a residential installation. This equipment generates, uses and can radiate radio frequency energy and, if not installed and used in accordance with the instructions, may cause harmful interference to radio communications. However, there is no guarantee that interference will not occur in a particular installation. If this equipment does cause harmful interference to radio or television reception, which can be determined by turning the equipment off and on, the user is encouraged to try to correct the interference by one or more of the following measures:
—Reorient or relocate the receiving antenna.
—Increase the separation between the equipment and receiver.
—Connect the equipment into an outlet on a circuit different from that to which the receiver is connected.
—Consult the dealer or an experienced radio/TV technician for help.

This device complies with Innovation, Science, and Economic Development Canad licence-exempt RSS standard(s). Operation is subject to the following two conditions:
(1) this device may not cause interference, and
(2) this device must accept any interference, including interference that may cause undesired operation of the device.

Le présent appareil est conforme aux CNR d' Innovation, Sciences et Développement économique Canada applicables aux appareils radio exempts de licence. L'exploitation est autorisée aux deux conditions suivantes:
(1) l'appareil nedoit pas produire de brouillage, et
(2) l'utilisateur de l'appareil doit accepter tout brouillage radioélectrique subi, même si le brouillage est susceptible d'en compromettre le fonctionnement.

Probe
This equipment complies with FCC/ISED radiation exposure limits set forth for an uncontrolled environment.

L'appareil est conforme aux limites d'exposition aux rayonnements spécifiées par la FCC/ISED pour les environnements non contrôlés.

Booster

This equipment complies with FCC/ISED radiation exposure limits set forth for an uncontrolled environment. This equipment should be installed and operated with minimum distance 20cm between the radiator& your body.

L'appareil est conforme aux limites d'exposition aux rayonnements spécifiées par la FCC/ISED pour les environnements non contrôlés. La distance entre le radiateur et le corps doit être d'au moins 20 cm lors de l'installation et du fonctionnement de l'appareil.

Probe

PMN: Meatmeet S Pro Meat Thermometer

HVIN: 26903-METEMP02

Booster

PMN: Meatmeet S Pro Meat Thermometer

HVIN: ME-BOX02