FCC Test Report

Report No.: AGC01612201102FE04

FCC ID	:	2AYOU-X3HH
APPLICATION PURPOSE	:	Original Equipment
PRODUCT DESIGNATION	:	UHF WIRELESS MICROPHONE
BRAND NAME	:	N/A
MODEL NAME	:	X3HH
APPLICANT	:	GUANG DONG TAKSTAR ELECTRONIC CO., LTD.
DATE OF ISSUE	:	Dec. 25, 2020
STANDARD(S)	:	FCC Part 74 Subpart H
REPORT VERSION	:	V1.0

Attestation of Global Compliance (Shenzhen) Co., Ltd

Any report having not been signed by authorized approver, or having been altered without authorization, or having not been stamped by the "Dedicated Testing/Inspection Stamp" is deemed to be invalid. Copying or excerpting portion of, or altering the content of the report is not permitted without the written authorization of AGC. The test results presented in the report apply only to the tested sample. Any objections to report issued by AGC should be submitted to AGC within 15days after the issuance of the test report. Further enquiry of validity or verification of the test report should be addressed to AGC by agc@agc-cert.com.

Attestation of Global Compliance(Shenzhen)Co., Ltd
Attestation of Global Compliance(Shenzhen)Std & Tech Co., Ltd
Tel: +86-755 2523 4088 E-mail: agc@agc-cert.com Web: http://cn.agc-cert.com/

Report Revise Record

Report Version	Revise Time	Issued Date	Valid Version	Notes
V1.0	/	Dec. 25, 2020	Valid	Initial Release

Any report having not been signed by authorized approver, or having been altered without authorization, or having not been stamped by the "Dedicated Testing/Inspection Stamp" is deemed to be invalid. Copying or excerpting portion of, or altering the content of the report is not permitted without the written authorization of AGC. The test results presented in the report apply only to the tested sample. Any objections to report issued by AGC should be submitted to AGC within 15days after the issuance of the test report. Further enquiry of validity or verification of the test report should be addressed to AGC by agc@agc-cert.com.

Attestation of Global Compliance(Shenzhen)Co., Ltd
Attestation of Global Compliance(Shenzhen)Std & Tech Co., Ltd
Tel: +86-755 2523 4088 E-mail: agc@agc-cert.com Web: http://cn.agc-cert.com/

TABLE OF CONTENTS

1. VERIFICATION OF CONFORMITY 5

2. GENERAL INFORMATION 6

2.1. PRODUCT DESCRIPTION 6
2.2. TABLE OF CARRIER FREQUENCYS 6

3. MEASUREMENT UNCERTAINTY 7

4. DESCRIPTION OF TEST MODES 8

5. SYSTEM TEST CONFIGURATION 9

5.1. CONFIGURATION OF EUT SYSTEM 9
5.2 EQUIPMENT USED IN TESTED SYSTEM 9
5.3. SUMMARY OF TEST RESULTS 9

6. TEST FACILITY 10

7. OUPUT POWER 11

7.1. TEST LIMIT 11
7.2. MEASUREMENT PROCEDURE 11
7.3. TEST SETUP 12
7.4. TEST RESULT 13

8. MODULATION CHARACTERISTICS 14

8.1 TEST LIMIT 14
8.2 MEASUREMENT METHOD 14
8.3. TEST SETUP 14
8.4 TEST RESULT 15

9. OCCUPIED BANDWIDTH 17

9.1. TEST LIMIT 17
9.2. MEASUREMENT PROCEDURE 17
9.3. TEST SET-UP 17

Any report having not been signed by authorized approver, or having been altered without authorization, or having not been stamped by the "Dedicated Testing/Inspection Stamp" is deemed to be invalid. Copying or excerpting portion of, or altering the content of the report is not permitted without the written authorization of AGC. The test results presented in the report apply only to the tested sample. Any objections to report issued by AGC should be submitted to AGC within 15days after the issuance of the test report. Further enquiry of validity or verification of the test report should be addressed to AGC by agc@agc-cert.com.

9.4. MEASUREMENT RESULTS 18

10. FREQUENCY STABILITY 20

10.1. TEST LIMIT 20
10.2. MEASUREMENT PROCEDURE 20
10.3. TEST SET-UP 21
10.4. TEST RESULT 21

11. EMISSIONS MASK AND SPURIOUS EMISSIONS 24

11.1. TEST LIMIT 28
11.2. MEASUREMENT PROCEDURE 28
11.3. TEST SETUP 29
11.4. TEST RESULT 30

APPENDIX A: PHOTOGRAPHS OF TEST SETUP 38

APPENDIX B: PHOTOGRAPHS OF EUT 39

Any report having not been signed by authorized approver, or having been altered without authorization, or having not been stamped by the "Dedicated Testing/Inspection Stamp" is deemed to be invalid. Copying or excerpting portion of, or altering the content of the report is not permitted without the written authorization of AGC. The test results presented in the report apply only to the tested sample. Any objections to report issued by AGC should be submitted to AGC within 15days after the issuance of the test report. Further enquiry of validity or verification of the test report should be addressed to AGC by agc@agc-cert.com.

Attestation of Global Compliance(Shenzhen)Co., Ltd
Attestation of Global Compliance(Shenzhen)Std & Tech Co., Ltd
Tel: +86-755 2523 4088 E-mail: agc@agc-cert.com Web: http://cn.agc-cert.com/

1. VERIFICATION OF CONFORMITY

Applicant	GUANG DONG TAKSTAR ELECTRONIC CO., LTD.
Address	DINGGANG, NO.5 TEAM, XIALIAO VILLAGE, LONGXI TOWN, BOLUO COUNTY, HUIZHOU CITY, GUANGDONG PROVINCE, CHINA
Manufacturer	GUANG DONG TAKSTAR ELECTRONIC CO., LTD.
Address	DINGGANG, NO.5 TEAM, XIALIAO VILLAGE, LONGXI TOWN, BOLUO COUNTY, HUIZHOU CITY, GUANGDONG PROVINCE, CHINA
Factory	GUANG DONG TAKSTAR ELECTRONIC CO., LTD.
Address	DINGGANG, NO.5 TEAM, XIALIAO VILLAGE, LONGXI TOWN, BOLUO COUNTY, HUIZHOU CITY, GUANGDONG PROVINCE, CHINA
Product Designation	UHF WIRELESS MICROPHONE
Brand Name	N/A
Test Model	X3HH
Date of test	Nov. 20, 2020 to Dec. 25, 2020
Deviation	No any deviation from the test method
Condition of Test Sample	Normal
Test Result	Pass
Report Template	AGCRT-US-LPAS/RF

We hereby certify that:

The above equipment was tested by Attestation of Global Compliance (Shenzhen) Co., Ltd. The test data, data evaluation, test procedures, and equipment configurations shown in this report were made in accordance with the procedures given in ANSI C63.26 (2015) and EN 300 422-1 V1.4.2 and the energy emitted by the sample EUT tested as described in this report is in compliance with radiated emission limits of FCC Part Subpart 74H.

Prepared By	Sky Dong (Project Engineer)	Dec. 25, 2020
Reviewed By	Max Zhang (Reviewer)	Dec. 25, 2020
Approved By	Forrest Lei (Authorized Officer)	Dec. 25, 2020

Any report having not been signed by authorized approver, or having been altered without authorization, or having not been stamped by the "Dedicated Testing/Inspection Stamp" is deemed to be invalid. Copying or excerpting portion of, or altering the content of the report is not permitted without the written authorization of AGC. The test results presented in the report apply only to the tested sample. Any objections to report issued by AGC should be submitted to AGC within 15days after the issuance of the test report. Further enquiry of validity or verification of the test report should be addressed to AGC by agc@agc-cert.com.

Attestation of Global Compliance(Shenzhen)Co., Ltd
Attestation of Global Compliance(Shenzhen)Std & Tech Co., Ltd
Tel: +86-755 2523 4088 E-mail: agc@agc-cert.com Web: http://cn.agc-cert.com/

2. GENERAL INFORMATION

2.1. PRODUCT DESCRIPTION

Operation Frequency	537MHz, 546.6MHz, 555.9MHz
Maximum Radiated Power	7.12dBm
Modulation	FM
Number of channels	64
Antenna Gain	0dBi
Antenna Designation	Integrated Antenna (Met 15.203 Antenna requirement)
Hardware Version	V1.2
Software Version	V1.2
Power Supply	DC 3V by battery

2.2. TABLE OF CARRIER FREQUENCYS

Channel Number	Frequency（MHz）	Channel Number	Frequency（MHz）	Channel Number	Frequency（MHz）	Channel Number	Frequency（MHz）
1	537	17	541.8	33	546.6	49	551.4
2	537.3	18	542.1	34	546.9	50	551.7
3	537.6	19	542.4	35	547.2	51	552
4	537.9	20	542.7	36	547.5	52	552.3
5	538.2	21	543	37	547.8	53	552.6
6	538.5	22	543.3	38	548.1	54	552.9
7	538.8	23	543.6	39	548.4	55	553.2
8	539.1	24	543.9	40	548.7	56	553.5
9	539.4	25	544.2	41	549	57	553.8
10	539.7	26	544.5	42	549.3	58	554.1
11	540	27	544.8	43	549.6	59	554.4
12	540.3	28	545.1	44	549.9	60	554.7
13	540.6	29	545.4	45	550.2	61	555
14	540.9	30	545.7	46	550.5	62	555.3
15	541.2	31	546	47	550.8	63	555.6
16	541.5	32	546.3	48	551.1	64	555.9

Any report having not been signed by authorized approver, or having been altered without authorization, or having not been stamped by the "Dedicated Testing/Inspection Stamp" is deemed to be invalid. Copying or excerpting portion of, or altering the content of the report is not permitted without the written authorization of AGC. The test results presented in the report apply only to the tested sample. Any objections to report issued by AGC should be submitted to AGC within 15days after the issuance of the test report. Further enquiry of validity or verification of the test report should be addressed to AGC by agc@agc-cert.com.

3. MEASUREMENT UNCERTAINTY

The reported uncertainty of measurement y ±U, where expended uncertainty U is based on a standard uncertainty multiplied by a coverage factor of k=2, providing a level of confidence of approximately 95%.

- Uncertainty of Radiated Emission below 1GHz, Uc = ±3.9 dB
- Uncertainty of Radiated Emission above 1GHz, Uc = ±4.8 dB
- Uncertainty of Conducted power, Uc = ±1.5dB
- Uncertainty of Frequency error: Uc = ±2 %

Any report having not been signed by authorized approver, or having been altered without authorization, or having not been stamped by the "Dedicated Testing/Inspection Stamp" is deemed to be invalid. Copying or excerpting portion of, or altering the content of the report is not permitted without the written authorization of AGC. The test results presented in the report apply only to the tested sample. Any objections to report issued by AGC should be submitted to AGC within 15days after the issuance of the test report. Further enquiry of validity or verification of the test report should be addressed to AGC by agc@agc-cert.com.

4. DESCRIPTION OF TEST MODES

NO.	TEST MODE DESCRIPTION
1	TX mode low channel (channel 1:537MHz)
2	TX mode middle channel (channel 33:546.6MHz)
3	TX mode high channel(channel 64:555.9MHz)

Note:

1. For Radiated Emission, 3axis were chosen for testing for each applicable mode.
2. For Conducted Test method, a temporary antenna connector is provided by the manufacture.

Any report having not been signed by authorized approver, or having been altered without authorization, or having not been stamped by the "Dedicated Testing/Inspection Stamp" is deemed to be invalid. Copying or excerpting portion of, or altering the content of the report is not permitted without the written authorization of AGC. The test results presented in the report apply only to the tested sample. Any objections to report issued by AGC should be submitted to AGC within 15days after the issuance of the test report. Further enquiry of validity or verification of the test report should be addressed to AGC by agc@agc-cert.com.

5. SYSTEM TEST CONFIGURATION

5.1. CONFIGURATION OF EUT SYSTEM

Radiated Emission Con figure :

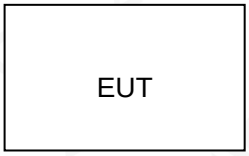

5.2 EQUIPMENT USED IN TESTED SYSTEM

Item	Equipment	Model No.	ID or Specification	Remark
1	UHF WIRELESS MICROPHONE	X3HH UHF	2AYOU-X3HH	EUT

5.3. SUMMARY OF TEST RESULTS

FCC RULES	DESCRIPTION OF TEST	TEST METHOD	RESULT
§74.861(e)(1)	Output power	ANSI C63.26	Compliant
§74.861(e)(3)	Modulation characteristics	ANSI C63.26	Compliant
§74.861(e)(4)	Frequency stability	ANSI C63.26	Compliant
§74.861(e)(5)	Occupied bandwidth	ANSI C63.26	Compliant
§74.861(e)(6)	Spurious emissions	ANSI C63.26	Compliant
§74.861(e)(7)	Emission mask and Spurious emissions	EN 300 422-1	Compliant

Any report having not been signed by authorized approver, or having been altered without authorization, or having not been stamped by the "Dedicated Testing/Inspection Stamp" is deemed to be invalid. Copying or excerpting portion of, or altering the content of the report is not permitted without the written authorization of AGC. The test results presented in the report apply only to the tested sample. Any objections to report issued by AGC should be submitted to AGC within 15days after the issuance of the test report. Further enquiry of validity or verification of the test report should be addressed to AGC by agc@agc-cert.com.

6. TEST FACILITY

Test Site	Attestation of Global Compliance (Shenzhen) Co., Ltd
Location	1-2/F, Building 19, Junfeng Industrial Park, Chongqing Road, Heping Community, Fuhai Street, Bao'an District, Shenzhen, Guangdong, China
Designation Number	CN1259
FCC Test Firm Registration Number	975832
A2LA Cert. No.	5054.02
Description	Attestation of Global Compliance(Shenzhen) Co., Ltd is accredited by A2LA

TEST EQUIPMENT OF RADIATED EMISSION TEST

Equipment	Manufacturer	Model	S/N	Cal. Date	Cal. Due
TEST RECEIVER	R&S	ESCI	10096	May 15, 2020	May 14, 2021
EXA Signal Analyzer	Aglient	N9020A	MY52090123	Sep. 03, 2020	Sep. 02, 2021
Attenuator	Wariors	W13	11324	Aug. 21, 2020	Aug. 20, 2021
Horn antenna	ETS-LINDGREN	3117	00154520	Sep. 03, 2020	Sep. 02, 2021
Active loop antenna (9K-30MHz)	ZHINAN	ZN30900C	18051	May 22, 2020	May 21, 2022
Double-Ridged Waveguide Horn	ETS-LINDGREN	3117	00034609	May 17, 2019	May 16, 2021
Broadband Preamplifier	ETS-LINDGREN	3117PA	00225134	Sep. 03, 2020	Sep. 02, 2021
ANTENNA	SCHWARZBECK	VULB9168	494	Jan. 09, 2019	Jan. 08, 2021
Wireless communication tester	HP	8920B	US35010161	Sep. 03, 2020	Sep. 02, 2021
Test software	Tonscend	JS32-RE (Ver. 2.5)	N/A	N/A	N/A

Any report having not been signed by authorized approver, or having been altered without authorization, or having not been stamped by the "Dedicated Testing/Inspection Stamp" is deemed to be invalid. Copying or excerpting portion of, or altering the content of the report is not permitted without the written authorization of AGC. The test results presented in the report apply only to the tested sample. Any objections to report issued by AGC should be submitted to AGC within 15days after the issuance of the test report. Further enquiry of validity or verification of the test report should be addressed to AGC by agc@agc-cert.com.

7. OUPUT POWER

7.1. TEST LIMIT

The power may not exceed the following values.

(i) 54-72, 76-88, and 174-216 MHz bands: 50 mW EIRP

(ii) 470-608 and 614-698: 250 mW conducted power

(iii) 600 MHz duplex gap: 20 mW EIRP

7.2. MEASUREMENT PROCEDURE

☐EIRP Test Method (ANSI C63.26 Section 5.2.7)

1. The EUT was placed on the top of the turntable 0.8 meter above ground. The phase center of the receiving antenna mounted on the top of a height-variable antenna tower was placed 3 meters far away from the turntable.
2. Power on the EUT and all the supporting units. The turntable was rotated by 360 degrees to determine the position of the highest radiation.
3. The height of the broadband receiving antenna was varied between one meter and four meters above ground to find the maximum emissions field strength of both horizontal and vertical polarization.
4. For each suspected emissions, the antenna tower was scan (from 1 M to 4 M) and then the turntable was rotated (from 0 degree to 360 degrees) to find the maximum reading.
5. Set the test-receiver system to Peak or CISPR quasi-peak Detect Function with specified bandwidth under Maximum Hold Mode.
6. EIRP [dBm] = E[dB(μV)/m]− 95.2

☒Conducted Power Test Method (ANSI C63.26 Section 5.2.3.3)

1. Connect EUT RF output port to the Spectrum Analyzer through an RF attenuator
2. RBW ⩾ OBW.
3. VBW ⩾3 x RBW.
4. Span ⩾2 x OBW.
5. Sweep time ⩾ 10 x (number of points in sweep) x (transmission symbol period)
6. Detector function: Peak.
7. Trace: Max hold.
8. Allow trace to stabilize. Use the marker-to-peak function to set the marker to the peak of the emission. The indicated level is the peak output power, after any corrections for external attenuators and cables.

Any report having not been signed by authorized approver, or having been altered without authorization, or having not been stamped by the "Dedicated Testing/Inspection Stamp" is deemed to be invalid. Copying or excerpting portion of, or altering the content of the report is not permitted without the written authorization of AGC. The test results presented in the report apply only to the tested sample. Any objections to report issued by AGC should be submitted to AGC within 15days after the issuance of the test report. Further enquiry of validity or verification of the test report should be addressed to AGC by agc@agc-cert.com.

7.3. TEST SETUP

☐EIRP Test Method

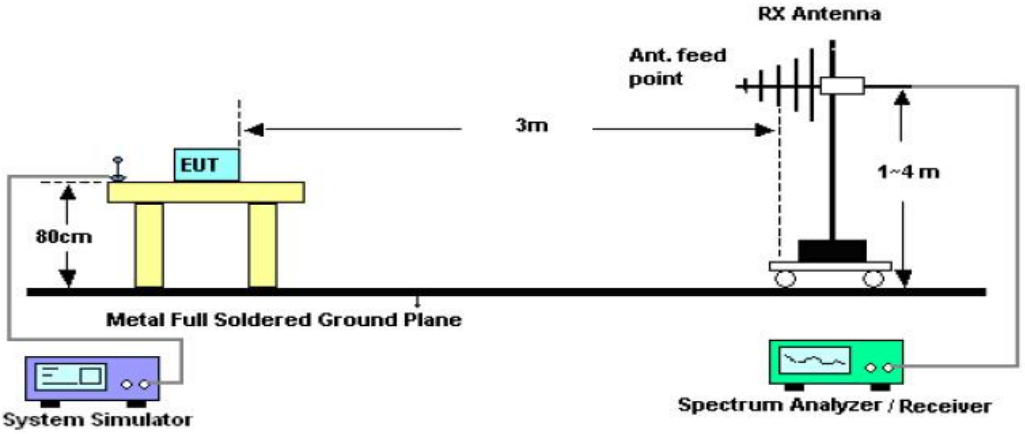

☒Conducted Power Test Method

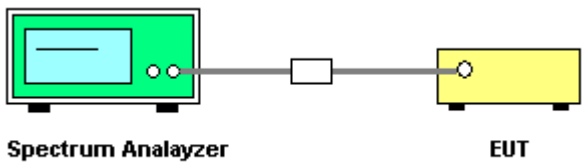

Any report having not been signed by authorized approver, or having been altered without authorization, or having not been stamped by the "Dedicated Testing/Inspection Stamp" is deemed to be invalid. Copying or excerpting portion of, or altering the content of the report is not permitted without the written authorization of AGC. The test results presented in the report apply only to the tested sample. Any objections to report issued by AGC should be submitted to AGC within 15days after the issuance of the test report. Further enquiry of validity or verification of the test report should be addressed to AGC by agc@agc-cert.com.

7.4. TEST RESULT

Frequency (MHz)	Level dBm Peak	Limit dBm Average
537	7.12	24.00

Frequency (MHz)	Level dBm Peak	Limit dBm Average
546.6	7.02	24.00

Frequency (MHz)	Level dBm Peak	Limit dBm Average
555.9	7.03	24.00

Any report having not been signed by authorized approver, or having been altered without authorization, or having not been stamped by the "Dedicated Testing/Inspection Stamp" is deemed to be invalid. Copying or excerpting portion of, or altering the content of the report is not permitted without the written authorization of AGC. The test results presented in the report apply only to the tested sample. Any objections to report issued by AGC should be submitted to AGC within 15days after the issuance of the test report. Further enquiry of validity or verification of the test report should be addressed to AGC by agc@agc-cert.com.

8. MODULATION CHARACTERISTICS

8.1 TEST LIMIT

a).According to CFR 47 section 2.1047(a), for Voice Modulation Communication Equipment, the frequency response of the audio modulation circuit over a range of 100 to 5000Hz shall be measured.

b). According to CFR 47 section 74.861(e)-3, any form of modulation may be used. A maximum deviation of ±75 KHz is permitted when frequency modulation is employed.

8.2 MEASUREMENT METHOD

MODULATION LIMIT

1). Configure the EUT as shown in the set-up, adjust the audio input for 60% of rated system deviation at 1KHz using this level as a reference (0dB) and vary the input level from 0 to +20dB in 5 dB increments. Record the frequency deviation obtained as a function of the input level.

2). Repeat step 1 with input frequency changing to 300, 2500, and 3000 Hz in sequence.

AUDIO FREQUENCY RESPONSE

1). Configure the EUT as shown in Set-up.

2). Adjust the audio input for 20% of rated system deviation at 1 KHz using this level as a reference (0 dB).

3). Vary the Audio frequency from 300 Hz to 3000 Hz and record the frequency deviation.

4). Audio Frequency Response = 20log10 (Deviation of test frequency/Deviation of 1 KHz reference).

8.3. TEST SETUP

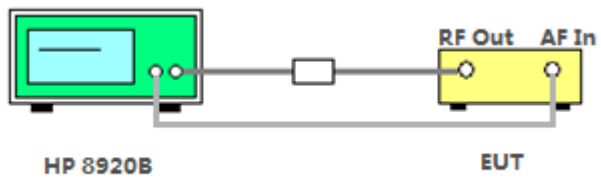

Any report having not been signed by authorized approver, or having been altered without authorization, or having not been stamped by the "Dedicated Testing/Inspection Stamp" is deemed to be invalid. Copying or excerpting portion of, or altering the content of the report is not permitted without the written authorization of AGC. The test results presented in the report apply only to the tested sample. Any objections to report issued by AGC should be submitted to AGC within 15days after the issuance of the test report. Further enquiry of validity or verification of the test report should be addressed to AGC by agc@agc-cert.com.

8.4 TEST RESULT

a). Modulation Limit:

Test Result @Middle Channel

Modulation Level (dB)	Peak Positive Deviation At 300 Hz (KHz)	Peak Positive Deviation At 1000 Hz (KHz)	Peak Positive Deviation At 2500 Hz (KHz)	Peak Positive Deviation At 3000 Hz (KHz)
0	35.91	44.84	44.43	45.44
5	36.52	46.1	46.55	47.21
10	37.35	46.29	47.02	47.51
15	37.36	46.68	47.75	47.38
20	37.9	47.61	47.85	47.97
Modulation Level (dB)	Peak negative Deviation At 300 Hz (KHz)	Peak negative Deviation At 1000 Hz (KHz)	Peak negative Deviation At 2500 Hz (KHz)	Peak negative Deviation At 3000 Hz (KHz)
0	28.04	27.68	28.79	25.52
5	28.91	28.92	30.71	27.18
10	28.88	27.92	27.64	27.63
15	28.74	27.97	34.45	27.53
20	28.62	27.39	34.83	27.83

Any report having not been signed by authorized approver, or having been altered without authorization, or having not been stamped by the "Dedicated Testing/Inspection Stamp" is deemed to be invalid. Copying or excerpting portion of, or altering the content of the report is not permitted without the written authorization of AGC. The test results presented in the report apply only to the tested sample. Any objections to report issued by AGC should be submitted to AGC within 15days after the issuance of the test report. Further enquiry of validity or verification of the test report should be addressed to AGC by agc@agc-cert.com.

b). Audio Frequency Response:

Test Result @ Middle Channel

Frequency (Hz)	Deviation (KHz)	Audio Frequency Response (dB)
100	7.38	-5.97
200	9.09	-4.32
300	9.2	-3.92
400	10.3	-3.02
500	10.88	-3.01
600	10.85	-2.48
700	12.21	-2.09
800	12.28	-1.74
900	12.67	-1.32
1000	13.84	-0.67
1200	14.23	-0.58
1400	14.54	-0.22
1600	15.19	-0.17
1800	15.97	0.44
2000	16.26	0.77
2400	16.22	0.6
2500	16.55	0.77
2800	17.09	0.8
3000	17.09	0.97

Any report having not been signed by authorized approver, or having been altered without authorization, or having not been stamped by the "Dedicated Testing/Inspection Stamp" is deemed to be invalid. Copying or excerpting portion of, or altering the content of the report is not permitted without the written authorization of AGC. The test results presented in the report apply only to the tested sample. Any objections to report issued by AGC should be submitted to AGC within 15days after the issuance of the test report. Further enquiry of validity or verification of the test report should be addressed to AGC by agc@agc-cert.com.

9. OCCUPIED BANDWIDTH

9.1. TEST LIMIT

The operating bandwidth shall not exceed 200 kHz.

9.2. MEASUREMENT PROCEDURE

1. For the occupied bandwidth measurements, the input signal shall be a 1 kHz tone. The level of the tone shall be set to the manufacturer's maximum rated input to the modulator.
2. Set the EUT Work on operation frequency.
3. Set Span = approximately 1.5 times the occupied bandwidth, centered on a channel
   The nominal IF filter bandwidth (3 dB RBW) shall be in the range of 1% to 5% of the OBW and video bandwidth (VBW) shall be approximately three times RBW; Sweep = auto; Detector function = peak
4. Set SPA Trace 1 Max hold, then View.

9.3. TEST SET-UP

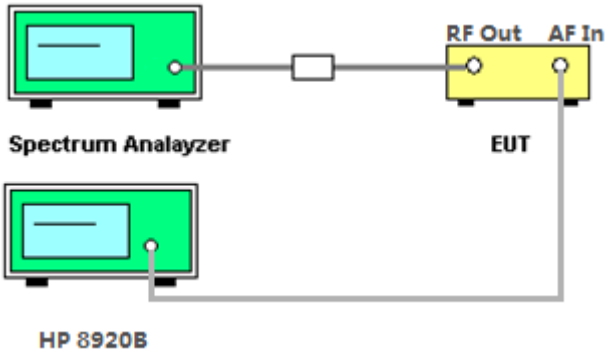

Any report having not been signed by authorized approver, or having been altered without authorization, or having not been stamped by the "Dedicated Testing/Inspection Stamp" is deemed to be invalid. Copying or excerpting portion of, or altering the content of the report is not permitted without the written authorization of AGC. The test results presented in the report apply only to the tested sample. Any objections to report issued by AGC should be submitted to AGC within 15days after the issuance of the test report. Further enquiry of validity or verification of the test report should be addressed to AGC by agc@agc-cert.com.

9.4. MEASUREMENT RESULTS

Test Channel	-26dBc EBW (kHz)	99% OBW (kHz)	Limit (kHz)
537MHz	131.6	88.128	200
546.6MHz	130.1	87.631	200
555.9MHz	130.3	87.709	200

TEST PLOT OF BANDWIDTH FOR LOW CHANNEL

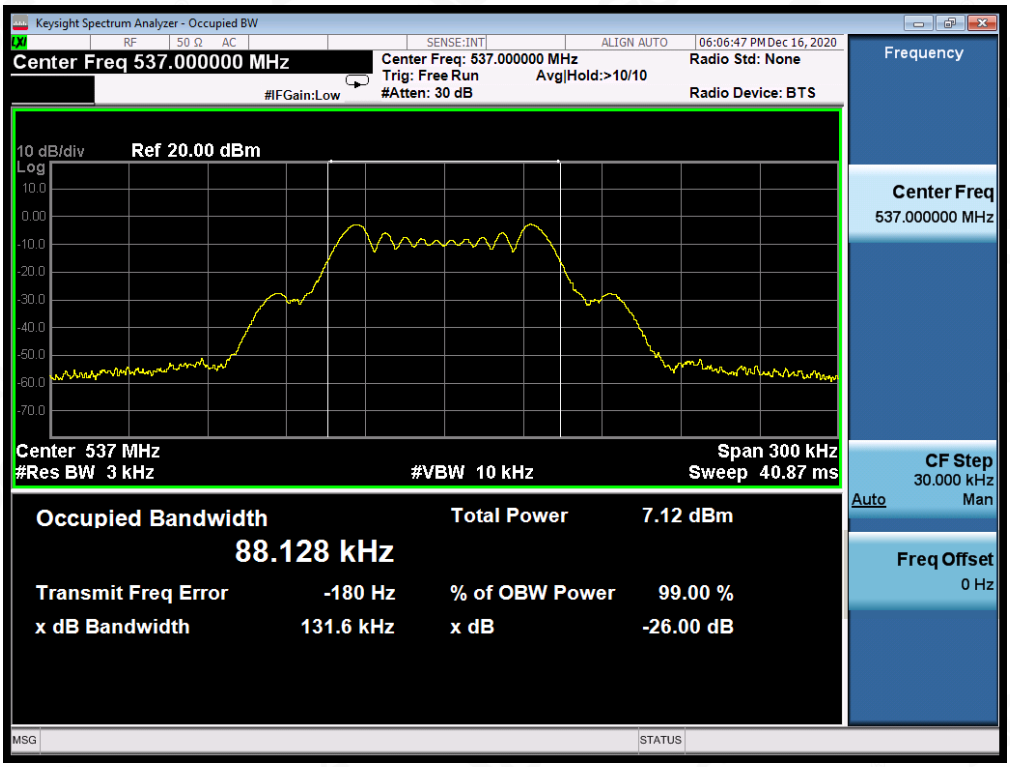

Any report having not been signed by authorized approver, or having been altered without authorization, or having not been stamped by the "Dedicated Testing/Inspection Stamp" is deemed to be invalid. Copying or excerpting portion of, or altering the content of the report is not permitted without the written authorization of AGC. The test results presented in the report apply only to the tested sample. Any objections to report issued by AGC should be submitted to AGC within 15days after the issuance of the test report. Further enquiry of validity or verification of the test report should be addressed to AGC by agc@agc-cert.com.

TEST PLOT OF BANDWIDTH FOR MIDDLE CHANNEL

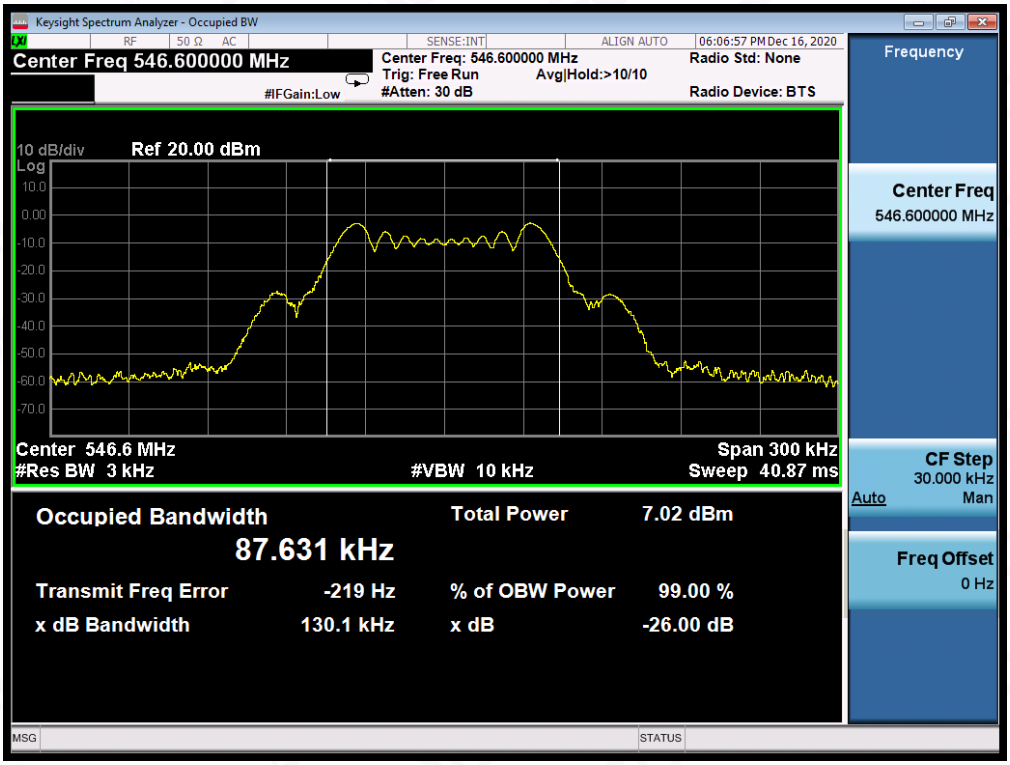

TEST PLOT OF BANDWIDTH FOR HIGH CHANNEL

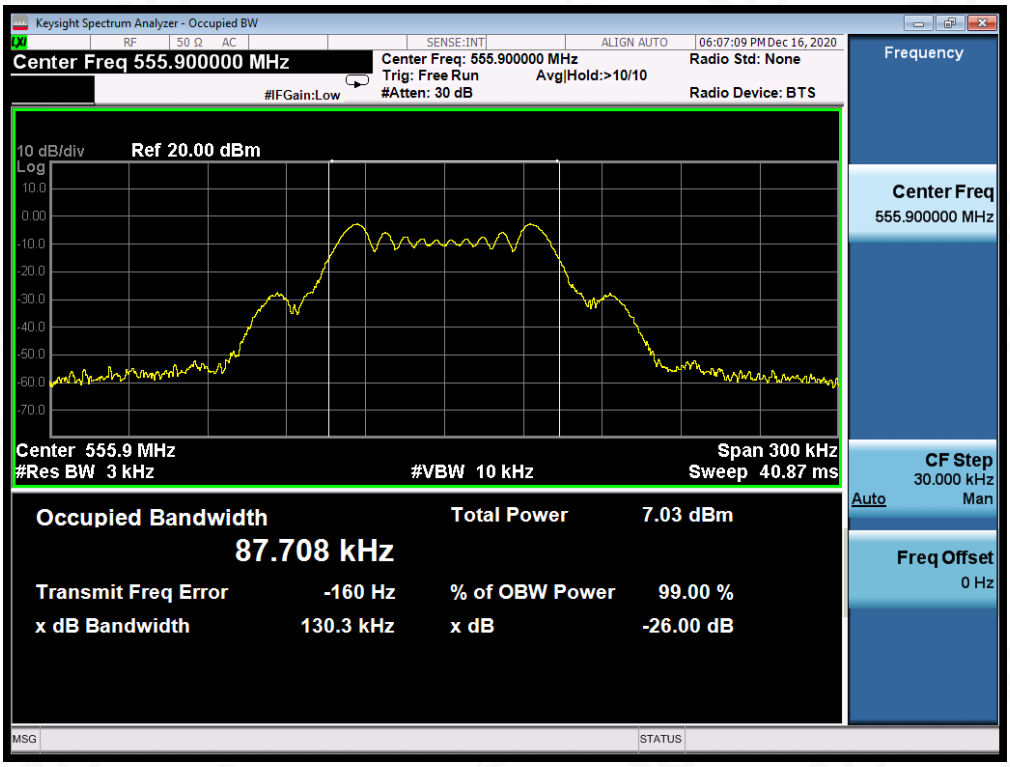

Any report having not been signed by authorized approver, or having been altered without authorization, or having not been stamped by the "Dedicated Testing/Inspection Stamp" is deemed to be invalid. Copying or excerpting portion of, or altering the content of the report is not permitted without the written authorization of AGC. The test results presented in the report apply only to the tested sample. Any objections to report issued by AGC should be submitted to AGC within 15days after the issuance of the test report. Further enquiry of validity or verification of the test report should be addressed to AGC by agc@agc-cert.com.

Attestation of Global Compliance(Shenzhen)Co., Ltd
Attestation of Global Compliance(Shenzhen)Std & Tech Co., Ltd
Tel: +86-755 2523 4088 E-mail: agc@agc-cert.com Web: http://cn.agc-cert.com/

10. FREQUENCY STABILITY

10.1. TEST LIMIT

The frequency tolerance of the carrier signal shall be maintained within ±0.005% of the operating frequency over a temperature variation of −30 degrees to +50 degrees C at normal supply voltage, and for a variation in the primary supply voltage from 85% to 115% of the rated supply voltage at a temperature of 20 degrees C.

10.2. MEASUREMENT PROCEDURE

1. Connect EUT RF output port to the Spectrum Analyzer through an RF attenuator
2. Set the EUT Work on the operation frequency.
3. Set SPA Centre Frequency = Operation Frequency, RBW= 1 KHz, VBW≥3×RBW.
4. Set SPA Trace 1 Max hold, then View.
5. The test extreme voltage is to change the primary supply voltage from 85 to 115 percent of the nominal value
6. Extreme temperature rule is 10°C~40°C.

Any report having not been signed by authorized approver, or having been altered without authorization, or having not been stamped by the "Dedicated Testing/Inspection Stamp" is deemed to be invalid. Copying or excerpting portion of, or altering the content of the report is not permitted without the written authorization of AGC. The test results presented in the report apply only to the tested sample. Any objections to report issued by AGC should be submitted to AGC within 15days after the issuance of the test report. Further enquiry of validity or verification of the test report should be addressed to AGC by agc@agc-cert.com.

10.3. TEST SET-UP

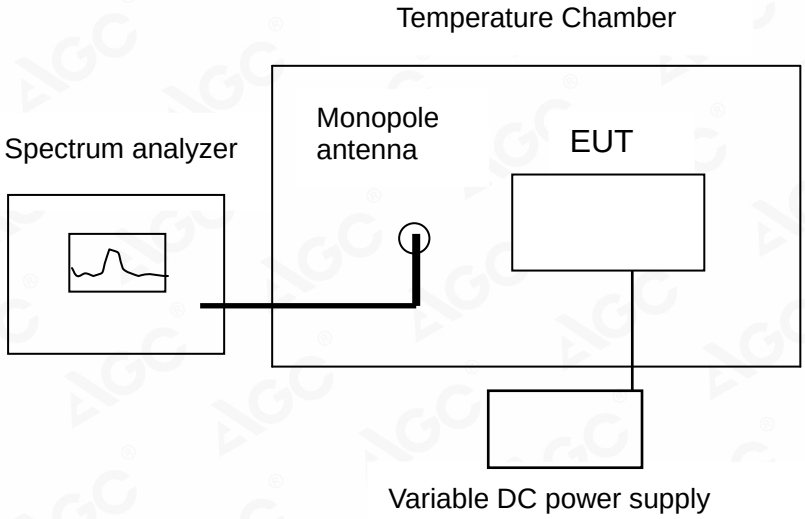

10.4. TEST RESULT

Test frequency: 537MHz

Voltage vs. Frequency Stability (Test Temperature: 20℃)

Voltage(V)	Measurement Frequency (MHz)	Max. Deviation (MHz)	Limit(MHz)	Conclusion
2.55	536.9940	0.0087	0.02685	PASS
3.0	536.9941			
3.45	536.9943			

Temperature vs. Frequency Stability (Test Voltage: 3.00V)

Temperature	Measurement Frequency (MHz)	Max. Deviation (MHz)	Limit(MHz)	Conclusion
10℃	536.9942	0.0092	0.02685	PASS
20℃	536.9945			
30℃	536.9944			
40℃	536.9943			

Any report having not been signed by authorized approver, or having been altered without authorization, or having not been stamped by the "Dedicated Testing/Inspection Stamp" is deemed to be invalid. Copying or excerpting portion of, or altering the content of the report is not permitted without the written authorization of AGC. The test results presented in the report apply only to the tested sample. Any objections to report issued by AGC should be submitted to AGC within 15days after the issuance of the test report. Further enquiry of validity or verification of the test report should be addressed to AGC by agc@agc-cert.com.

Test frequency: 546.6MHz

Voltage vs. Frequency Stability (Test Temperature: 20℃)

Voltage(V)	Measurement Frequency (MHz)	Max. Deviation (MHz)	Limit(MHz)	Conclusion
2.55	546.5981	0.0084	0.02733	PASS
3.0	546.5982			
3.45	546.5983			

Temperature vs. Frequency Stability (Test Voltage: 3.00V)

Temperature	Measurement Frequency (MHz)	Max. Deviation (MHz)	Limit(MHz)	Conclusion
10℃	546.5984	0.0091	0.02733	PASS
20℃	546.5985			
30℃	546.5986			
40℃	546.5984			

Any report having not been signed by authorized approver, or having been altered without authorization, or having not been stamped by the "Dedicated Testing/Inspection Stamp" is deemed to be invalid. Copying or excerpting portion of, or altering the content of the report is not permitted without the written authorization of AGC. The test results presented in the report apply only to the tested sample. Any objections to report issued by AGC should be submitted to AGC within 15days after the issuance of the test report. Further enquiry of validity or verification of the test report should be addressed to AGC by agc@agc-cert.com.

Attestation of Global Compliance(Shenzhen)Co., Ltd
Attestation of Global Compliance(Shenzhen)Std & Tech Co., Ltd
Tel: +86-755 2523 4088 E-mail: agc@agc-cert.com Web: http://cn.agc-cert.com/

Test frequency: 555.9MHz

Voltage vs. Frequency Stability (Test Temperature: 20℃)

Voltage(V)	Measurement Frequency (MHz)	Max. Deviation (MHz)	Limit(MHz)	Conclusion
2.55	555.8994	0.0085	0.027795	PASS
3.0	555.8993			
3.45	555.8995			

Temperature vs. Frequency Stability (Test Voltage: 3.00V)

Temperature	Measurement Frequency (MHz)	Max. Deviation (MHz)	Limit(MHz)	Conclusion
10℃	555.8992	0.0093	0.027795	PASS
20℃	555.8991			
30℃	555.8998			
40℃	555.8995			

Any report having not been signed by authorized approver, or having been altered without authorization, or having not been stamped by the "Dedicated Testing/Inspection Stamp" is deemed to be invalid. Copying or excerpting portion of, or altering the content of the report is not permitted without the written authorization of AGC. The test results presented in the report apply only to the tested sample. Any objections to report issued by AGC should be submitted to AGC within 15days after the issuance of the test report. Further enquiry of validity or verification of the test report should be addressed to AGC by agc@agc-cert.com.

Attestation of Global Compliance(Shenzhen)Co., Ltd
Attestation of Global Compliance(Shenzhen)Std & Tech Co., Ltd
Tel: +86-755 2523 4088 E-mail: agc@agc-cert.com Web: http://cn.agc-cert.com/

11. SPURIOUS EMISSIONS

11.1. TEST LIMIT

- According to CFR 47 section 74.861 e (6), the mean power of emissions shall be attenuated below the mean output power of the transmitter in accordance with the following schedule:

(1) On any frequency removed from the operating frequency by more than 50 percent up to and including 100 percent of the authorized bandwidth: at least 25 dB;

(2) On any frequency removed from the operating frequency by more than 100 percent up to and including 250 percent of the authorized bandwidth: at least 35 dB;

(3) On any frequency removed from the operating frequency by more than 250 percent of the authorized bandwidth: at least 43+10log 10 *(mean output power in watts) dB;

11.2. MEASUREMENT PROCEDURE

1. The EUT was placed on the top of the turntable 0.8 or 1.5 meter above ground. The phase center of the receiving antenna mounted on the top of a height-variable antenna tower was placed 3 meters far away from the turntable.
2. Power on the EUT and all the supporting units. The turntable was rotated by 360 degrees to determine the position of the highest radiation.
3. The height of the broadband receiving antenna was varied between one meter and four meters above ground to find the maximum emissions field strength of both horizontal and vertical polarization.
4. For each suspected emissions, the antenna tower was scan (from 1 M to 4 M) and then the turntable was rotated (from 0 degree to 360 degrees) to find the maximum reading.
5. Set the test-receiver system to Peak or CISPR quasi-peak Detect Function with specified bandwidth under Maximum Hold Mode.
6. EIRP [dBm] = E[dB(μV)/m]− 95.2

The following table is the setting of spectrum analyzer and receiver.

Spectrum Parameter	Setting
Start ~Stop Frequency	9KHz~150KHz/RB 200Hz for QP
Start ~Stop Frequency	150KHz~30MHz/RB 9KHz for QP
Start ~Stop Frequency	30MHz~1000MHz/RB 120KHz for QP
Start ~Stop Frequency	1000MHz~6000MHz/RB 1MHz for QP

Receiver Parameter	Setting
Start ~Stop Frequency	9KHz~150KHz/RB 200Hz for QP
Start ~Stop Frequency	150KHz~30MHz/RB 9KHz for QP
Start ~Stop Frequency	30MHz~1000MHz/RB 120KHz for QP
Start ~Stop Frequency	1000MHz~6000MHz/RB 1MHz for QP

Any report having not been signed by authorized approver, or having been altered without authorization, or having not been stamped by the "Dedicated Testing/Inspection Stamp" is deemed to be invalid. Copying or excerpting portion of, or altering the content of the report is not permitted without the written authorization of AGC. The test results presented in the report apply only to the tested sample. Any objections to report issued by AGC should be submitted to AGC within 15days after the issuance of the test report. Further enquiry of validity or verification of the test report should be addressed to AGC by agc@agc-cert.com.

11.3. TEST SETUP

Radiated Emission Test-Setup Frequency Below 30MHz

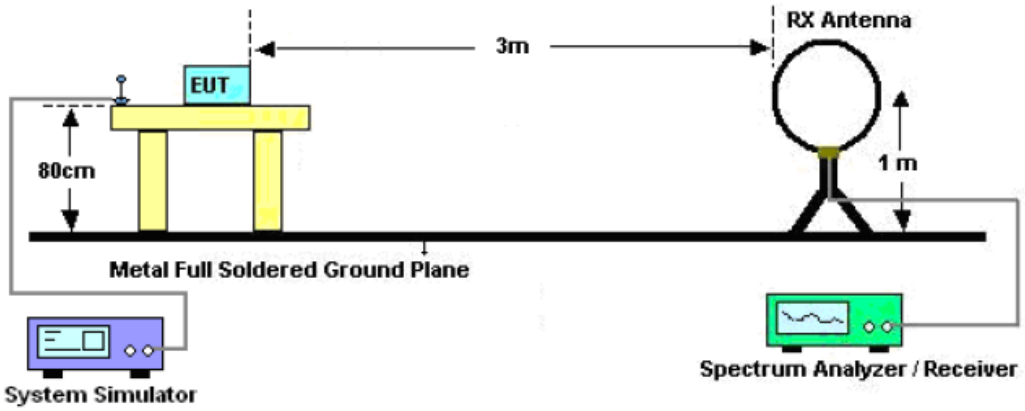

RADIATED EMISSION TEST SETUP 30MHz-1000MHz

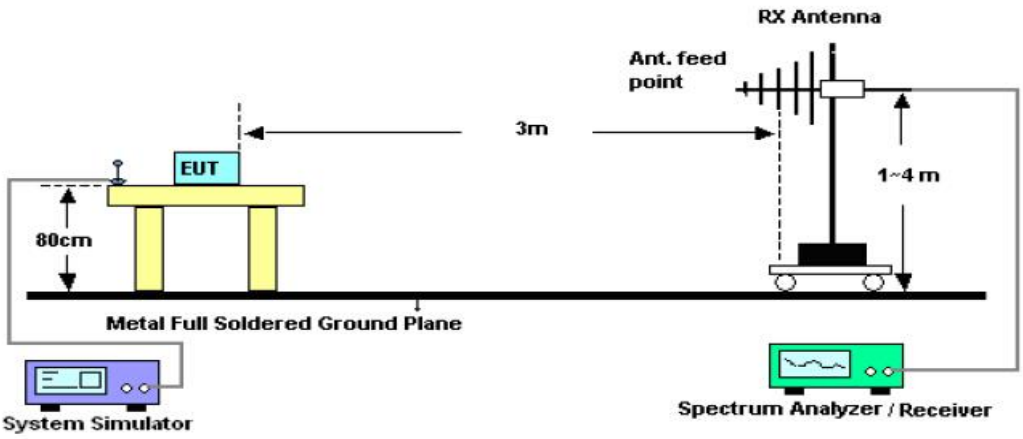

RADIATED EMISSION TEST SETUP ABOVE 1000MHz

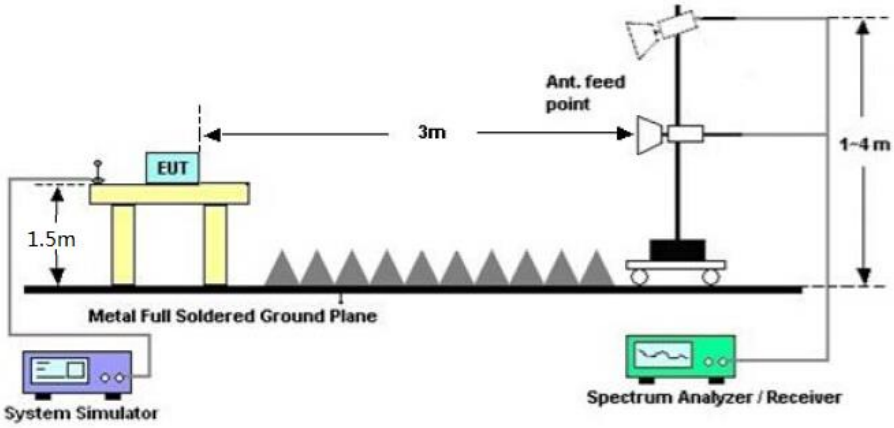

Any report having not been signed by authorized approver, or having been altered without authorization, or having not been stamped by the "Dedicated Testing/Inspection Stamp" is deemed to be invalid. Copying or excerpting portion of, or altering the content of the report is not permitted without the written authorization of AGC. The test results presented in the report apply only to the tested sample. Any objections to report issued by AGC should be submitted to AGC within 15days after the issuance of the test report. Further enquiry of validity or verification of the test report should be addressed to AGC by agc@agc-cert.com.

11.4. TEST RESULT

LOW CHANNEL

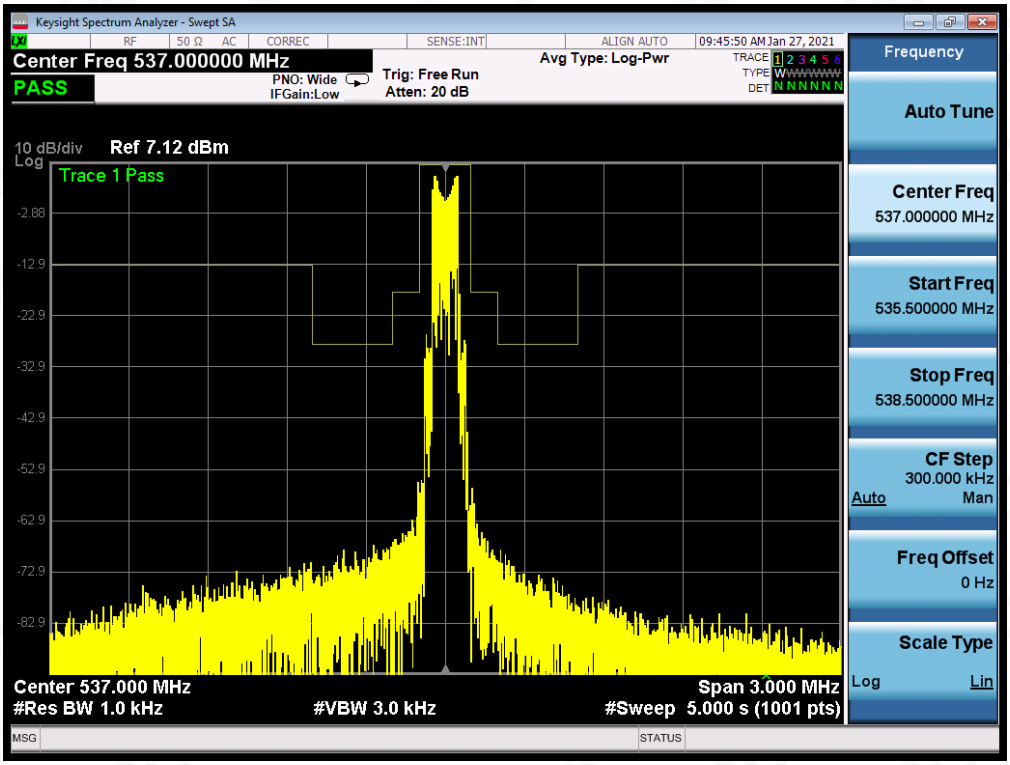

MIDDLE CHANNEL

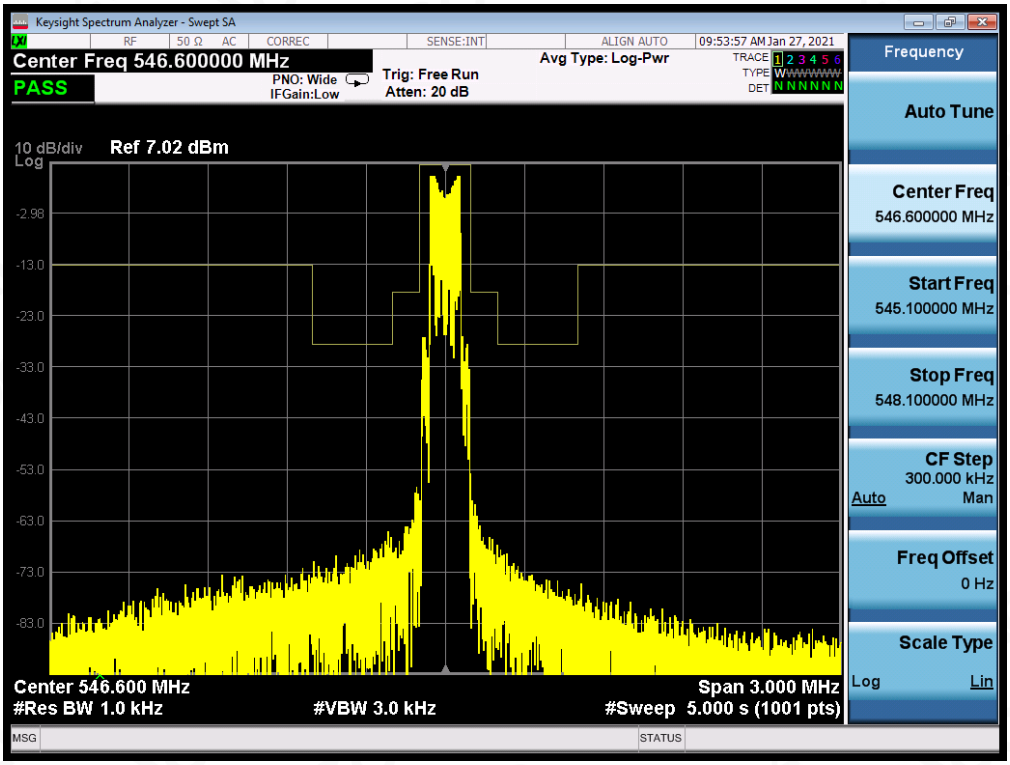

Any report having not been signed by authorized approver, or having been altered without authorization, or having not been stamped by the "Dedicated Testing/Inspection Stamp" is deemed to be invalid. Copying or excerpting portion of, or altering the content of the report is not permitted without the written authorization of AGC. The test results presented in the report apply only to the tested sample. Any objections to report issued by AGC should be submitted to AGC within 15days after the issuance of the test report. Further enquiry of validity or verification of the test report should be addressed to AGC by agc@agc-cert.com.

HIGH CHANNEL

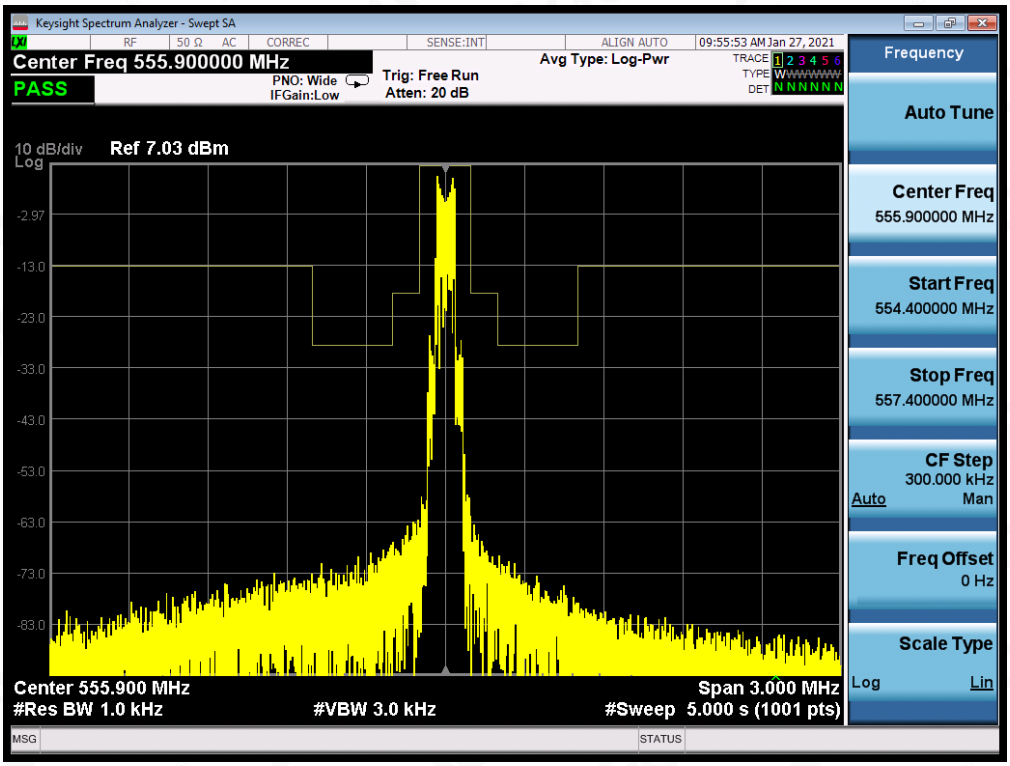

Note:

The limit of other emissions on frequency removed from the operating frequency by more than 250 percent of the authorized bandwidth is -13dbm.

The amplitude of spurious emissions are attenuated more than 20 dB below the permissible value need not be reported.

Any report having not been signed by authorized approver, or having been altered without authorization, or having not been stamped by the "Dedicated Testing/Inspection Stamp" is deemed to be invalid. Copying or excerpting portion of, or altering the content of the report is not permitted without the written authorization of AGC. The test results presented in the report apply only to the tested sample. Any objections to report issued by AGC should be submitted to AGC within 15days after the issuance of the test report. Further enquiry of validity or verification of the test report should be addressed to AGC by agc@agc-cert.com.

12. EMISSIONS MASK AND SPURIOUS EMISSIONS

12.1. TEST LIMIT

Emissions within the band from one megahertz below to one megahertz above the carrier frequency shall comply with the emission mask in §8.3 of ETSI EN 300 422-1 V1.4.2 (2011-08).

Emissions outside of this band shall comply with the limits specified in section 8.4 of ETSI EN 300 422-1 V1.4.2 (2011-08).

12.2. MEASUREMENT PROCEDURE

1. The EUT was placed on the top of the turntable 0.8 or 1.5 meter above ground. The phase center of the receiving antenna mounted on the top of a height-variable antenna tower was placed 3 meters far away from the turntable.
2. Power on the EUT and all the supporting units. The turntable was rotated by 360 degrees to determine the position of the highest radiation.
3. The height of the broadband receiving antenna was varied between one meter and four meters above ground to find the maximum emissions field strength of both horizontal and vertical polarization.
4. For each suspected emissions, the antenna tower was scan (from 1 M to 4 M) and then the turntable was rotated (from 0 degree to 360 degrees) to find the maximum reading.
5. Set the test-receiver system to Peak or CISPR quasi-peak Detect Function with specified bandwidth under Maximum Hold Mode.
6. EIRP [dBm] = E[dB(μV)/m]− 95.2

The following table is the setting of spectrum analyzer and receiver.

Spectrum Parameter	Setting
Start ~Stop Frequency	9KHz~150KHz/RB 200Hz for QP
Start ~Stop Frequency	150KHz~30MHz/RB 9KHz for QP
Start ~Stop Frequency	30MHz~1000MHz/RB 120KHz for QP
Start ~Stop Frequency	1000MHz~6000MHz/RB 1MHz for QP

Receiver Parameter	Setting
Start ~Stop Frequency	9KHz~150KHz/RB 200Hz for QP
Start ~Stop Frequency	150KHz~30MHz/RB 9KHz for QP
Start ~Stop Frequency	30MHz~1000MHz/RB 120KHz for QP
Start ~Stop Frequency	1000MHz~6000MHz/RB 1MHz for QP

Any report having not been signed by authorized approver, or having been altered without authorization, or having not been stamped by the "Dedicated Testing/Inspection Stamp" is deemed to be invalid. Copying or excerpting portion of, or altering the content of the report is not permitted without the written authorization of AGC. The test results presented in the report apply only to the tested sample. Any objections to report issued by AGC should be submitted to AGC within 15days after the issuance of the test report. Further enquiry of validity or verification of the test report should be addressed to AGC by agc@agc-cert.com.

12.3. TEST SETUP

Radiated Emission Test-Setup Frequency Below 30MHz

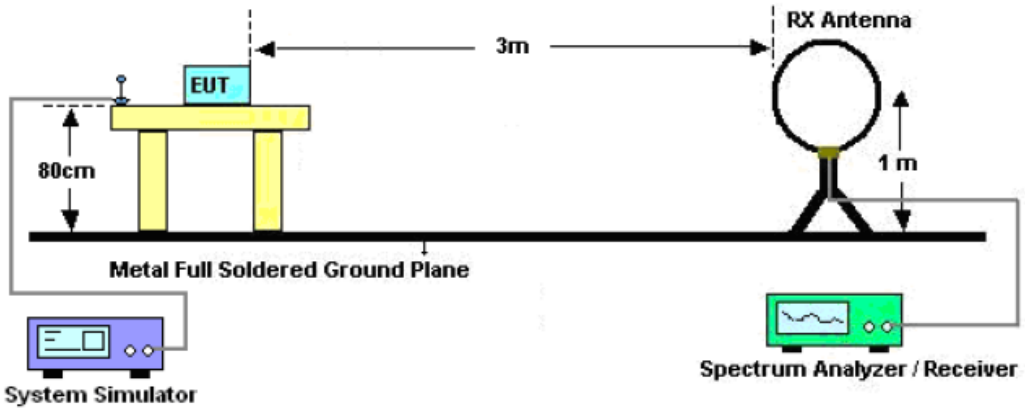

RADIATED EMISSION TEST SETUP 30MHz-1000MHz

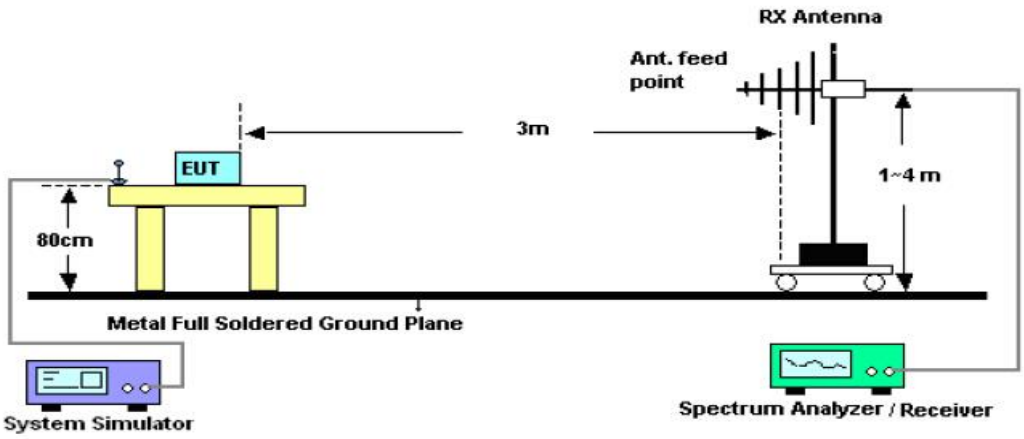

RADIATED EMISSION TEST SETUP ABOVE 1000MHz

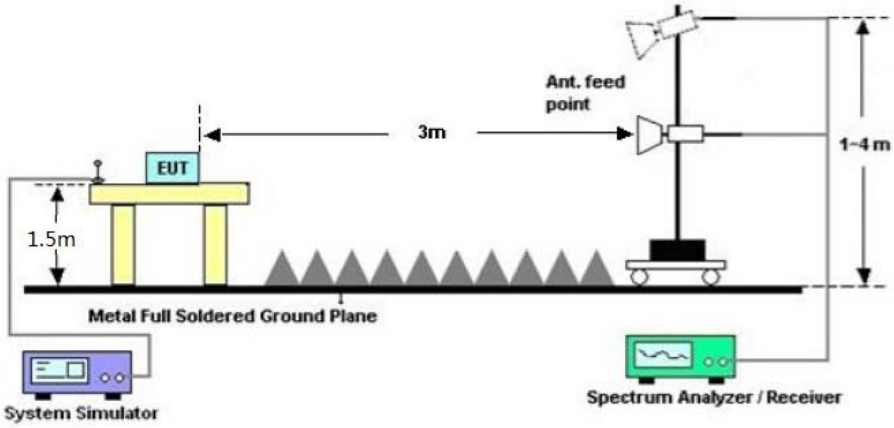

Any report having not been signed by authorized approver, or having been altered without authorization, or having not been stamped by the "Dedicated Testing/Inspection Stamp" is deemed to be invalid. Copying or excerpting portion of, or altering the content of the report is not permitted without the written authorization of AGC. The test results presented in the report apply only to the tested sample. Any objections to report issued by AGC should be submitted to AGC within 15days after the issuance of the test report. Further enquiry of validity or verification of the test report should be addressed to AGC by agc@agc-cert.com.

12.4. TEST RESULT

EMISSION MASK (LOW CHANNEL)

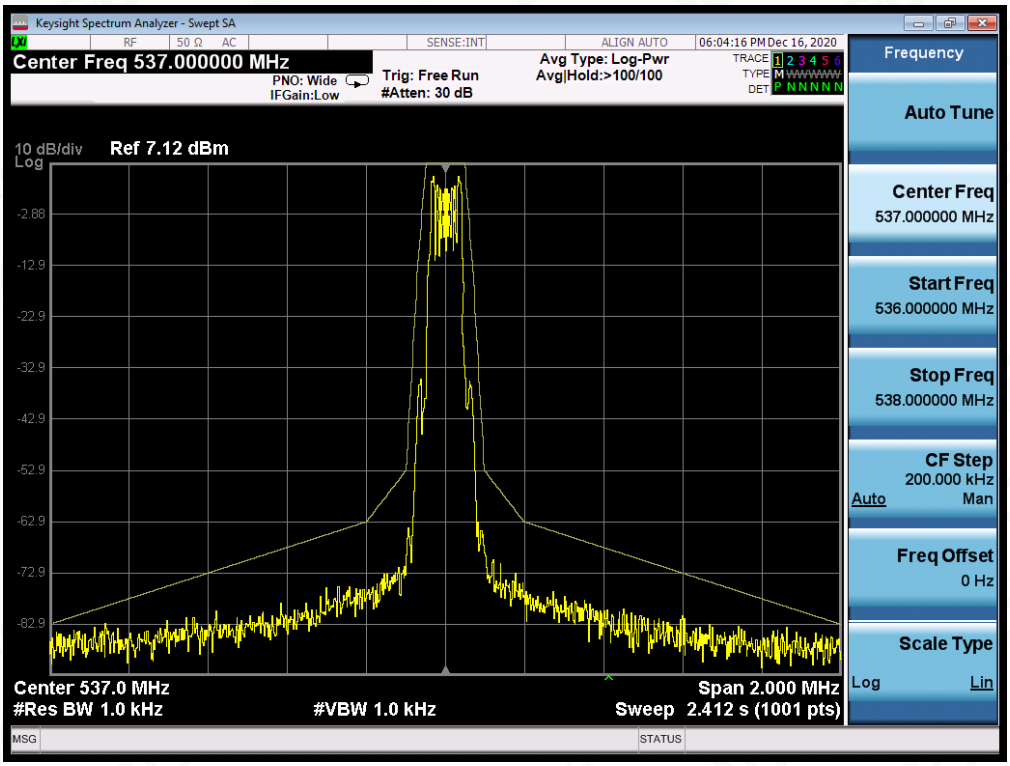

EMISSION MASK (MIDDLE CHANNEL)

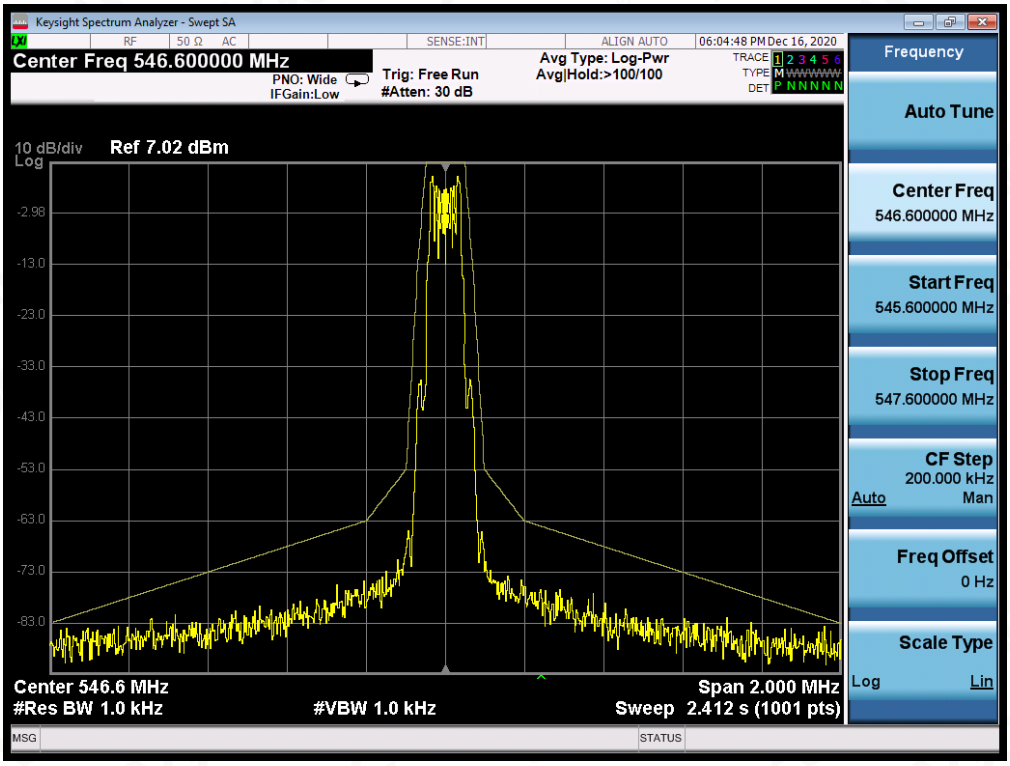

Any report having not been signed by authorized approver, or having been altered without authorization, or having not been stamped by the "Dedicated Testing/Inspection Stamp" is deemed to be invalid. Copying or excerpting portion of, or altering the content of the report is not permitted without the written authorization of AGC. The test results presented in the report apply only to the tested sample. Any objections to report issued by AGC should be submitted to AGC within 15days after the issuance of the test report. Further enquiry of validity or verification of the test report should be addressed to AGC by agc@agc-cert.com.

EMISSION MASK (HIGH CHANNEL)

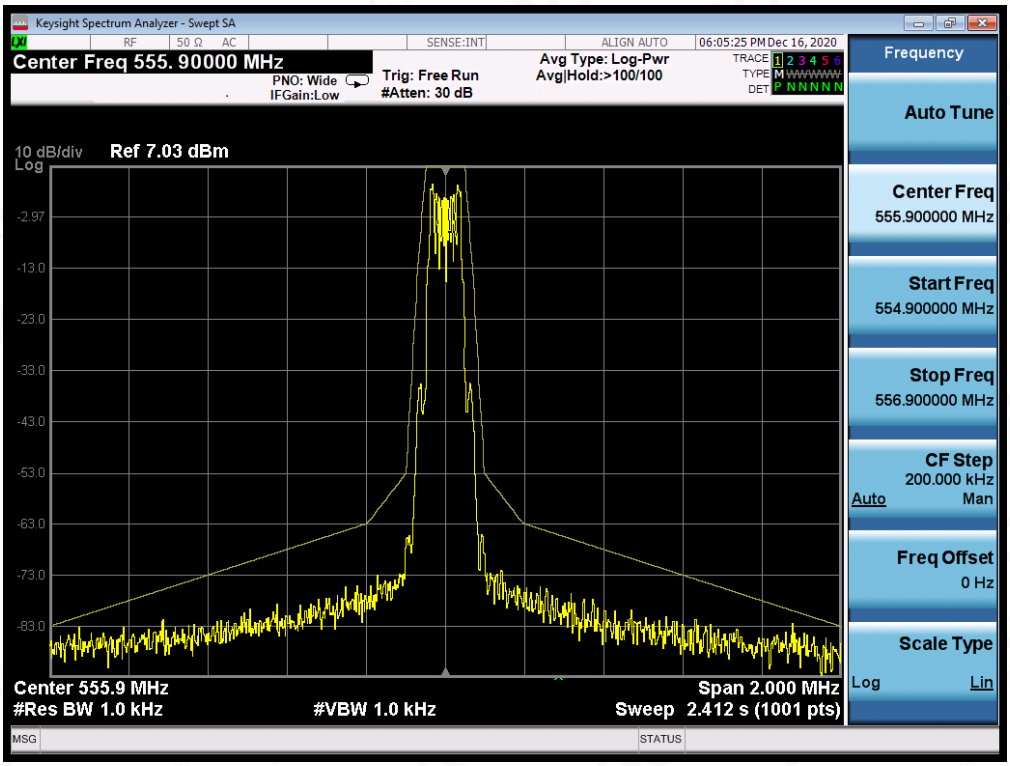

Note:

1.The manufacturer declared that the channel bandwidth is 200KHz.

2.The carrier power is the ref level, and The factor had been edited in the “Input Correction” of the Spectrum Analyzer.

Any report having not been signed by authorized approver, or having been altered without authorization, or having not been stamped by the "Dedicated Testing/Inspection Stamp" is deemed to be invalid. Copying or excerpting portion of, or altering the content of the report is not permitted without the written authorization of AGC. The test results presented in the report apply only to the tested sample. Any objections to report issued by AGC should be submitted to AGC within 15days after the issuance of the test report. Further enquiry of validity or verification of the test report should be addressed to AGC by agc@agc-cert.com.

RADIATED EMISSION BELOW 30MHZ

Note: No other emissions found between lowest internal used/generated frequencies to 30MHz.

RADIATED EMISSION 30MHz- 3GHZ

EUT：	UHF WIRELESS MICROPHONE	Model Name. ：	X3HH
Temperature：	25℃	Relative Humidtity：	60%
Pressure：	1010 hPa	Test Voltage ：	Normal
Test Mode ：	Transmitting at 537MHz	Polarization :	Horizontal

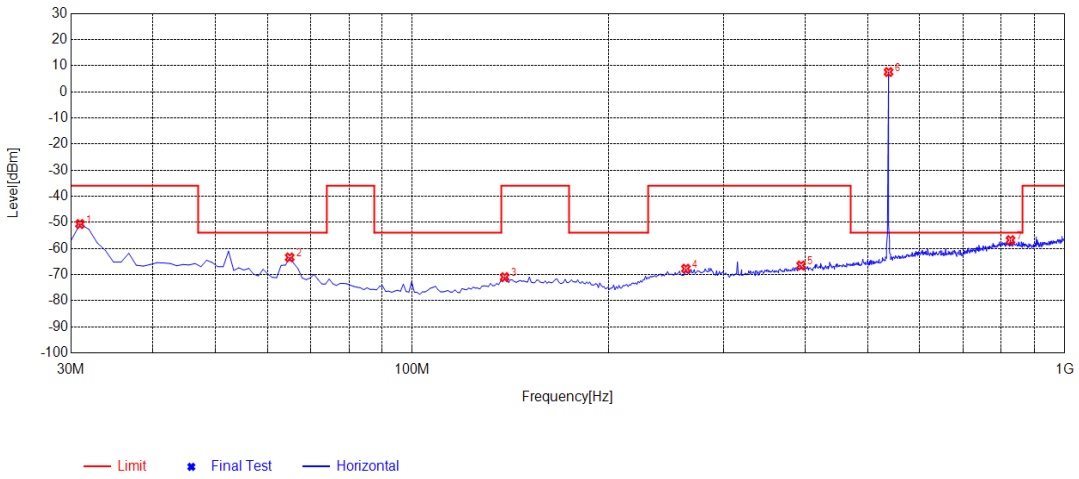

NO.	Freq. [MHz]	Reading [dBm]	Level [dBm]	Limit [dBm]	Margin [dB]	Factor [dB]	Angle [°]	Polarity
1	30.9700	-85.23	-50.65	-36.00	14.65	34.58	360	Horizontal
2	64.9200	-93.15	-63.45	-54.00	9.45	29.70	10	Horizontal
3	138.6400	-100.12	-71.00	-36.00	35.00	29.12	192	Horizontal
4	262.8000	-100.32	-67.76	-36.00	31.76	32.56	360	Horizontal
5	394.7200	-100.82	-66.53	-36.00	30.53	34.29	93	Horizontal
6	537.3100	-30.09	7.55	-54.00	-61.55	37.64	93	Horizontal
7	826.3700	-100.13	-56.84	-54.00	2.84	43.29	275	Horizontal

RESULT: PASS

Any report having not been signed by authorized approver, or having been altered without authorization, or having not been stamped by the "Dedicated Testing/Inspection Stamp" is deemed to be invalid. Copying or excerpting portion of, or altering the content of the report is not permitted without the written authorization of AGC. The test results presented in the report apply only to the tested sample. Any objections to report issued by AGC should be submitted to AGC within 15days after the issuance of the test report. Further enquiry of validity or verification of the test report should be addressed to AGC by agc@agc-cert.com.

Attestation of Global Compliance(Shenzhen)Co., Ltd
Attestation of Global Compliance(Shenzhen)Std & Tech Co., Ltd
Tel: +86-755 2523 4088 E-mail: agc@agc-cert.com Web: http://cn.agc-cert.com/

EUT：	UHF WIRELESS MICROPHONE	Model Name. ：	X3HH
Temperature：	25℃	Relative Humidtity：	60%
Pressure：	1010 hPa	Test Voltage ：	Normal
Test Mode ：	Transmitting at 537MHz	Polarization :	Vertical

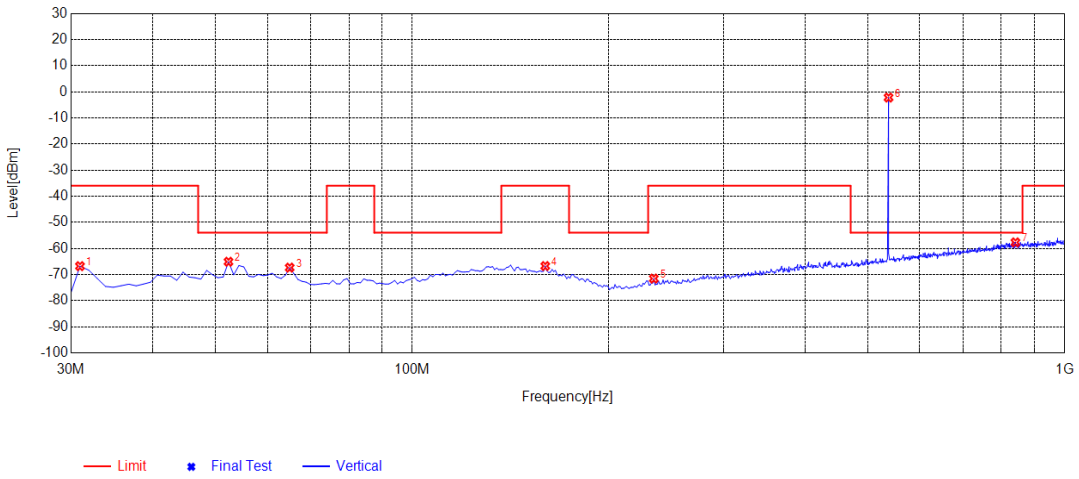

NO.	Freq. [MHz]	Reading [dBm]	Level [dBm]	Limit [dBm]	Margin [dB]	Factor [dB]	Angle [°]	Polarity
1	30.9700	-91.54	-66.79	-36.00	30.79	24.75	145	Vertical
2	52.3100	-95.27	-65.10	-54.00	11.10	30.17	128	Vertical
3	64.9200	-97.01	-67.35	-54.00	13.35	29.66	5	Vertical
4	159.9800	-99.75	-66.74	-36.00	30.74	33.01	350	Vertical
5	234.6700	-100.25	-71.54	-36.00	35.54	28.71	243	Vertical
6	537.3100	-39.48	-2.22	-54.00	-51.78	37.26	210	Vertical
7	840.9200	-100.43	-57.68	-54.00	3.68	42.75	186	Vertical

Any report having not been signed by authorized approver, or having been altered without authorization, or having not been stamped by the "Dedicated Testing/Inspection Stamp" is deemed to be invalid. Copying or excerpting portion of, or altering the content of the report is not permitted without the written authorization of AGC. The test results presented in the report apply only to the tested sample. Any objections to report issued by AGC should be submitted to AGC within 15days after the issuance of the test report. Further enquiry of validity or verification of the test report should be addressed to AGC by agc@agc-cert.com.

RADIATED EMISSION 30MHz- 3GHZ

EUT：	UHF WIRELESS MICROPHONE	Model Name. ：	X3HH
Temperature：	25℃	Relative Humidtity：	60%
Pressure：	1010 hPa	Test Voltage ：	Normal
Test Mode ：	Transmitting at 555.9MHz	Polarization :	Horizontal

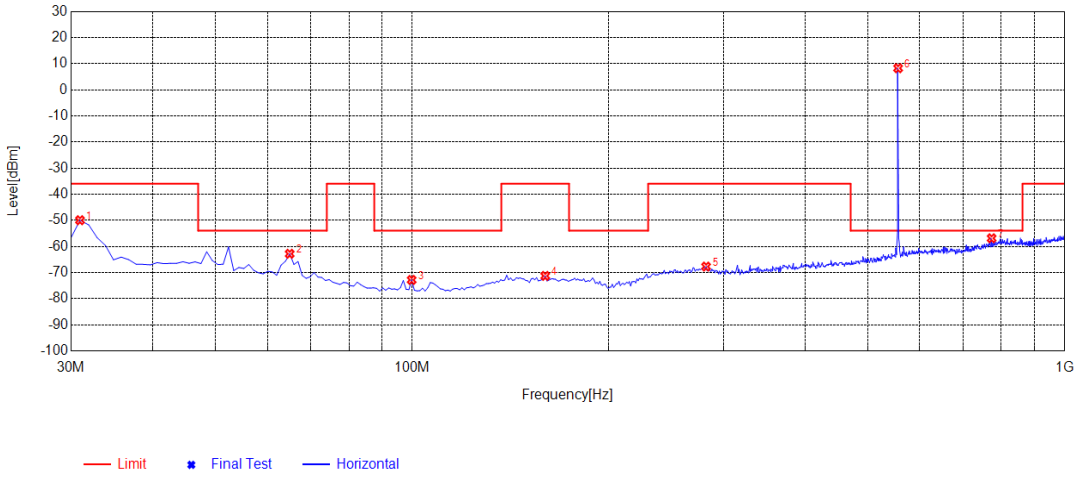

NO.	Freq. [MHz]	Reading [dBm]	Level [dBm]	Limit [dBm]	Margin [dB]	Factor [dB]	Angle [°]	Polarity
1	30.9700	-84.54	-49.96	-36.00	13.96	34.58	357	Horizontal
2	64.9200	-92.52	-62.82	-54.00	8.82	29.70	42	Horizontal
3	99.8400	-97.45	-72.83	-54.00	18.83	24.62	184	Horizontal
4	159.9800	-100.60	-71.29	-36.00	35.29	29.31	360	Horizontal
5	282.2000	-101.09	-67.71	-36.00	31.71	33.38	300	Horizontal
6	555.7400	-30.03	8.26	-54.00	-62.26	38.29	250	Horizontal
7	773.0200	-99.40	-56.87	-54.00	2.87	42.53	142	Horizontal

RESULT: PASS

Any report having not been signed by authorized approver, or having been altered without authorization, or having not been stamped by the "Dedicated Testing/Inspection Stamp" is deemed to be invalid. Copying or excerpting portion of, or altering the content of the report is not permitted without the written authorization of AGC. The test results presented in the report apply only to the tested sample. Any objections to report issued by AGC should be submitted to AGC within 15days after the issuance of the test report. Further enquiry of validity or verification of the test report should be addressed to AGC by agc@agc-cert.com.

Attestation of Global Compliance(Shenzhen)Co., Ltd
Attestation of Global Compliance(Shenzhen)Std & Tech Co., Ltd
Tel: +86-755 2523 4088 E-mail: agc@agc-cert.com Web: http://cn.agc-cert.com/

EUT：	UHF WIRELESS MICROPHONE	Model Name. ：	X3HH
Temperature：	25℃	Relative Humidtity：	60%
Pressure：	1010 hPa	Test Voltage ：	Normal
Test Mode ：	Transmitting at 555.9MHz	Polarization :	Vertical

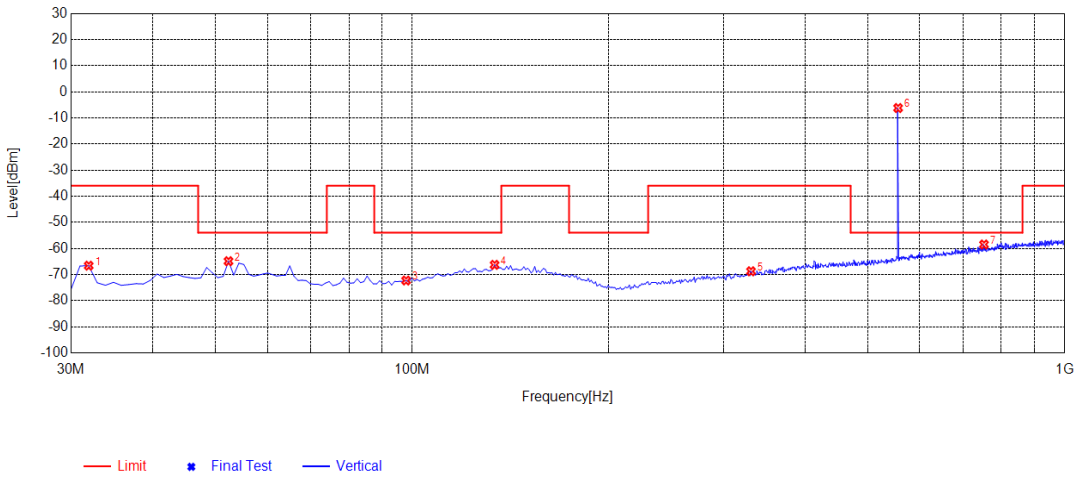

NO.	Freq. [MHz]	Reading [dBm]	Level [dBm]	Limit [dBm]	Margin [dB]	Factor [dB]	Angle [°]	Polarity
1	31.9400	-91.73	-66.61	-36.00	30.61	25.12	317	Vertical
2	52.3100	-95.06	-64.89	-54.00	10.89	30.17	144	Vertical
3	97.9000	-101.33	-72.29	-54.00	18.29	29.04	52	Vertical
4	133.7900	-100.25	-66.28	-54.00	12.28	33.97	342	Vertical
5	330.7000	-100.93	-68.75	-36.00	32.75	32.18	292	Vertical
6	555.7400	-43.91	-6.23	-54.00	-47.77	37.68	208	Vertical
7	752.6500	-99.96	-58.49	-54.00	4.49	41.47	60	Vertical

RESULT: PASS

Note:

Factor=Antenna Factor + Cable loss, Margin=Limit-Level.

The “Factor” value can be calculated automatically by software of measurement system.

Any report having not been signed by authorized approver, or having been altered without authorization, or having not been stamped by the "Dedicated Testing/Inspection Stamp" is deemed to be invalid. Copying or excerpting portion of, or altering the content of the report is not permitted without the written authorization of AGC. The test results presented in the report apply only to the tested sample. Any objections to report issued by AGC should be submitted to AGC within 15days after the issuance of the test report. Further enquiry of validity or verification of the test report should be addressed to AGC by agc@agc-cert.com.

RADIATED EMISSION ABOVE 1GHz

EUT	UHF WIRELESS MICROPHONE	Model Name. :	X3HH
Temperature	25°C	**Relative Humidity**	60%
Pressure	960hPa	**Test Voltage**	Normal Voltage
Test Mode	Transmitting at 537MHz	**Antenna**	Horizontal/Vertical

Frequency (MHz)	Meter Reading (dBm)	Factor (dB)	Emission Level (dBm)	Limits (dBm)	Margin (dB)	Value Type
1074.000	-35.37	-4.02	-39.39	-30	-9.39	Horizontal
1074.000	-40.21	-4.02	-44.23	-30	-14.23	Vertical
1611.000	-39.42	-1.95	-41.37	-30	-11.37	Horizontal
1611.000	-40.17	-1.95	-42.12	-30	-12.12	Vertical
Remark:						
Factor = Antenna Factor + Cable Loss – Pre-amplifier.						

EUT	UHF WIRELESS MICROPHONE	Model Name. :	X3HH
Temperature	25°C	**Relative Humidity**	60%
Pressure	960hPa	**Test Voltage**	Normal Voltage
Test Mode	Transmitting at 546.6MHz	**Antenna**	Horizontal/Vertical

Frequency (MHz)	Meter Reading (dBm)	Factor (dB)	Emission Level (dBm)	Limits (dBm)	Margin (dB)	Value Type
1093.200	-37.35	-4.01	-41.36	-30	-11.36	Horizontal
1093.200	-40.24	-4.01	-44.25	-30	-14.25	Vertical
1639.800	-39.46	-1.94	-41.4	-30	-11.4	Horizontal
1639.800	-40.13	-1.94	-42.07	-30	-12.07	Vertical
Remark:						
Factor = Antenna Factor + Cable Loss – Pre-amplifier.						

Any report having not been signed by authorized approver, or having been altered without authorization, or having not been stamped by the "Dedicated Testing/Inspection Stamp" is deemed to be invalid. Copying or excerpting portion of, or altering the content of the report is not permitted without the written authorization of AGC. The test results presented in the report apply only to the tested sample. Any objections to report issued by AGC should be submitted to AGC within 15days after the issuance of the test report. Further enquiry of validity or verification of the test report should be addressed to AGC by agc@agc-cert.com.

EUT	UHF WIRELESS MICROPHONE	Model Name. :	X3HH
Temperature	25°C	**Relative Humidity**	60%
Pressure	960hPa	**Test Voltage**	Normal Voltage
Test Mode	Transmitting at 555.9MHz	**Antenna**	Horizontal/Vertical

Frequency (MHz)	Meter Reading (dBm)	Factor (dB)	Emission Level (dBm)	Limits (dBm)	Margin (dB)	Value Type
1111.800	-35.35	-4.03	-39.38	-30	-9.38	Horizontal
1111.800	-40.23	-4.03	-44.26	-30	-14.26	Vertical
1667.700	-39.44	-1.93	-41.37	-30	-11.37	Horizontal
1667.700	-40.19	-1.93	-42.12	-30	-12.12	Vertical
Remark:						
Factor = Antenna Factor + Cable Loss – Pre-amplifier.						

RESULT: PASS

Note:

Other emissions from 1G to 6 GHz are considered as ambient noise. No recording in the test report.

The “Factor” value can be calculated automatically by software of measurement system.

Any report having not been signed by authorized approver, or having been altered without authorization, or having not been stamped by the "Dedicated Testing/Inspection Stamp" is deemed to be invalid. Copying or excerpting portion of, or altering the content of the report is not permitted without the written authorization of AGC. The test results presented in the report apply only to the tested sample. Any objections to report issued by AGC should be submitted to AGC within 15days after the issuance of the test report. Further enquiry of validity or verification of the test report should be addressed to AGC by agc@agc-cert.com.

Attestation of Global Compliance(Shenzhen)Co., Ltd
Attestation of Global Compliance(Shenzhen)Std & Tech Co., Ltd
Tel: +86-755 2523 4088 E-mail: agc@agc-cert.com Web: http://cn.agc-cert.com/

APPENDIX A: PHOTOGRAPHS OF TEST SETUP

RADIATED EMISSION TEST SETUP BELOW 1GHZ

RADIATED EMISSION TEST SETUP ABOVE 1GHZ

Any report having not been signed by authorized approver, or having been altered without authorization, or having not been stamped by the "Dedicated Testing/Inspection Stamp" is deemed to be invalid. Copying or excerpting portion of, or altering the content of the report is not permitted without the written authorization of AGC. The test results presented in the report apply only to the tested sample. Any objections to report issued by AGC should be submitted to AGC within 15days after the issuance of the test report. Further enquiry of validity or verification of the test report should be addressed to AGC by agc@agc-cert.com.

APPENDIX B: PHOTOGRAPHS OF EUT

TOP VIEW OF Microphone

BOTTOM VIEW OF Microphone

Any report having not been signed by authorized approver, or having been altered without authorization, or having not been stamped by the "Dedicated Testing/Inspection Stamp" is deemed to be invalid. Copying or excerpting portion of, or altering the content of the report is not permitted without the written authorization of AGC. The test results presented in the report apply only to the tested sample. Any objections to report issued by AGC should be submitted to AGC within 15days after the issuance of the test report. Further enquiry of validity or verification of the test report should be addressed to AGC by agc@agc-cert.com.

FRONT VIEW OF Microphone



BACK VIEW OF Microphone

Any report having not been signed by authorized approver, or having been altered without authorization, or having not been stamped by the "Dedicated Testing/Inspection Stamp" is deemed to be invalid. Copying or excerpting portion of, or altering the content of the report is not permitted without the written authorization of AGC. The test results presented in the report apply only to the tested sample. Any objections to report issued by AGC should be submitted to AGC within 15days after the issuance of the test report. Further enquiry of validity or verification of the test report should be addressed to AGC by agc@agc-cert.com.

Attestation of Global Compliance(Shenzhen)Co., Ltd
Attestation of Global Compliance(Shenzhen)Std & Tech Co., Ltd
Tel: +86-755 2523 4088 E-mail: agc@agc-cert.com Web: http://cn.agc-cert.com/

LEFT VIEW OF Microphone

RIGHT VIEW OF Microphone 1



Any report having not been signed by authorized approver, or having been altered without authorization, or having not been stamped by the "Dedicated Testing/Inspection Stamp" is deemed to be invalid. Copying or excerpting portion of, or altering the content of the report is not permitted without the written authorization of AGC. The test results presented in the report apply only to the tested sample. Any objections to report issued by AGC should be submitted to AGC within 15days after the issuance of the test report. Further enquiry of validity or verification of the test report should be addressed to AGC by agc@agc-cert.com.

OPEN VIEW OF Microphone



OPEN VIEW OF Microphone

Any report having not been signed by authorized approver, or having been altered without authorization, or having not been stamped by the "Dedicated Testing/Inspection Stamp" is deemed to be invalid. Copying or excerpting portion of, or altering the content of the report is not permitted without the written authorization of AGC. The test results presented in the report apply only to the tested sample. Any objections to report issued by AGC should be submitted to AGC within 15days after the issuance of the test report. Further enquiry of validity or verification of the test report should be addressed to AGC by agc@agc-cert.com.

Attestation of Global Compliance(Shenzhen)Co., Ltd
Attestation of Global Compliance(Shenzhen)Std & Tech Co., Ltd
Tel: +86-755 2523 4088 E-mail: agc@agc-cert.com Web: http://cn.agc-cert.com/

INTERNAL VIEW-1 OF Microphone



INTERNAL VIEW-2 OF Microphone



Any report having not been signed by authorized approver, or having been altered without authorization, or having not been stamped by the "Dedicated Testing/Inspection Stamp" is deemed to be invalid. Copying or excerpting portion of, or altering the content of the report is not permitted without the written authorization of AGC. The test results presented in the report apply only to the tested sample. Any objections to report issued by AGC should be submitted to AGC within 15days after the issuance of the test report. Further enquiry of validity or verification of the test report should be addressed to AGC by agc@agc-cert.com.

INTERNAL VIEW-3 OF Microphone



INTERNAL VIEW-4 OF Microphone



Any report having not been signed by authorized approver, or having been altered without authorization, or having not been stamped by the "Dedicated Testing/Inspection Stamp" is deemed to be invalid. Copying or excerpting portion of, or altering the content of the report is not permitted without the written authorization of AGC. The test results presented in the report apply only to the tested sample. Any objections to report issued by AGC should be submitted to AGC within 15days after the issuance of the test report. Further enquiry of validity or verification of the test report should be addressed to AGC by agc@agc-cert.com.

INTERNAL VIEW-5 OF Microphone



----END OF REPORT----

Any report having not been signed by authorized approver, or having been altered without authorization, or having not been stamped by the "Dedicated Testing/Inspection Stamp" is deemed to be invalid. Copying or excerpting portion of, or altering the content of the report is not permitted without the written authorization of AGC. The test results presented in the report apply only to the tested sample. Any objections to report issued by AGC should be submitted to AGC within 15days after the issuance of the test report. Further enquiry of validity or verification of the test report should be addressed to AGC by agc@agc-cert.com.

Attestation of Global Compliance(Shenzhen)Co., Ltd
Attestation of Global Compliance(Shenzhen)Std & Tech Co., Ltd
Tel: +86-755 2523 4088 E-mail: agc@agc-cert.com Web: http://cn.agc-cert.com/

Conditions of Issuance of Test Reports

1. All samples and goods are accepted by the Attestation of Global Compliance (Shenzhen) Co., Ltd (the "Company") solely for testing and reporting in accordance with the following terms and conditions. The company provides its services on the basis that such terms and conditions constitute express agreement between the company and any person, firm or company requesting its services (the "Clients").

2. Any report issued by Company as a result of this application for testing services (the "Report") shall be issued in confidence to the Clients and the Report will be strictly treated as such by the Company. It may not be reproduced either in its entirety or in part and it may not be used for advertising or other unauthorized purposes without the written consent of the Company. The Clients to whom the Report is issued may, however, show or send it, or a certified copy thereof prepared by the Company to its customer, supplier or other persons directly concerned. The Company will not, without the consent of the Clients, enter into any discussion or correspondence with any third party concerning the contents of the Report, unless required by the relevant governmental authorities, laws or court orders.

3.The Company shall not be called or be liable to be called to give evidence or testimony on the Report in a court of law without its prior written consent, unless required by the relevant governmental authorities, laws or court orders.

4. The non-CMA report issued by AGC is only permitted to be used by the client as internal reference use and shall not be used for public demonstration purpose.

5. In the event of the improper use of the report as determined by the Company, the Company reserves the right to withdraw it, and to adopt any other additional remedies which may be appropriate.

6. Samples submitted for testing are accepted on the understanding that the Report issued cannot form the basis of, or be the instrument for, any legal action against the Company.

7. The Company will not be liable for or accept responsibility for any loss or damage however arising from the use of information contained in any of its Reports or in any communication whatsoever about its said tests or investigations.

8.Clients wishing to use the Report in court proceedings or arbitration shall inform the Company to that effect prior to submitting the sample for testing.

9. The Company is not responsible for recalling the electronic version of the original report when any revision is made to them. The Client assumes the responsibility to providing the revised version to any interested party who uses them.

10. Subject to the variable length of retention time for test data and report stored hereinto as otherwise specifically required by individual accreditation authorities, the Company will only keep the supporting test data and information of the test report for a period of six years. The data and information will be disposed of after the aforementioned retention period has elapsed. Under no circumstances shall we provide any data and information which has been disposed of after retention period. Under no circumstances shall we be liable for damage of any kind, including (but not limited to) compensatory damages, lost profits, lost data, or any form of special, incidental, indirect, consequential or punitive damages of any kind, whether based on breach of contract of warranty, tort (including negligence), product liability or otherwise, even if we are informed in advance of the possibility of such damages.

Any report having not been signed by authorized approver, or having been altered without authorization, or having not been stamped by the "Dedicated Testing/Inspection Stamp" is deemed to be invalid. Copying or excerpting portion of, or altering the content of the report is not permitted without the written authorization of AGC. The test results presented in the report apply only to the tested sample. Any objections to report issued by AGC should be submitted to AGC within 15days after the issuance of the test report. Further enquiry of validity or verification of the test report should be addressed to AGC by agc@agc-cert.com.

Attestation of Global Compliance(Shenzhen)Co., Ltd
Attestation of Global Compliance(Shenzhen)Std & Tech Co., Ltd
Tel: +86-755 2523 4088 E-mail: agc@agc-cert.com Web: http://cn.agc-cert.com/