802.11g MIDDLE CHANNEL CARRIER LEVEL

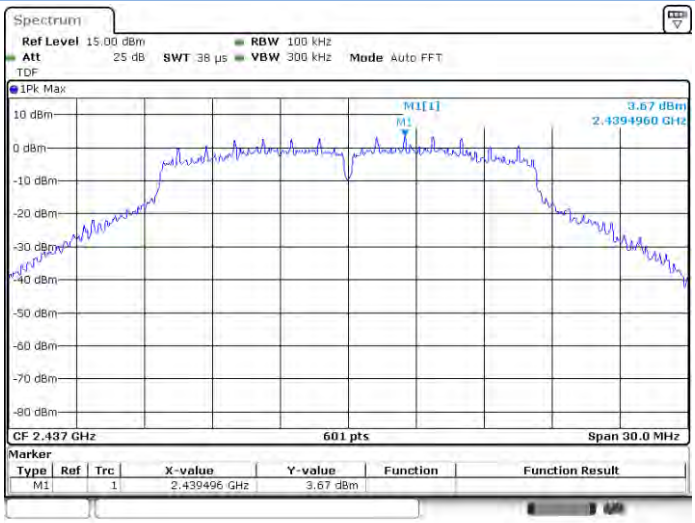

802.11g MIDDLE CHANNEL, SPURIOUS 30 MHz ~ 3 GHz

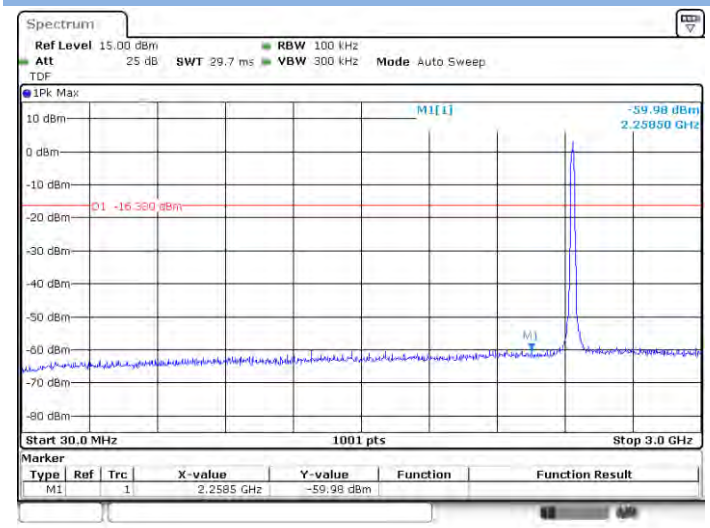

802.11g MIDDLE CHANNEL, SPURIOUS 2 GHz ~ 25 GHz

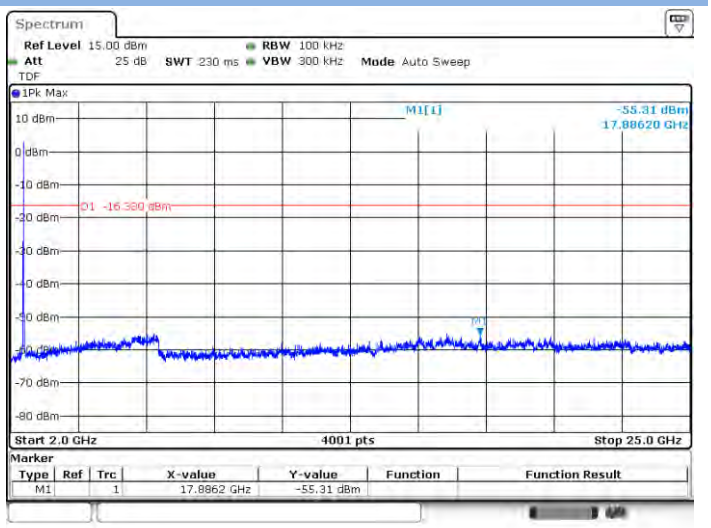

802.11g HIGH CHANNEL CARRIER LEVEL

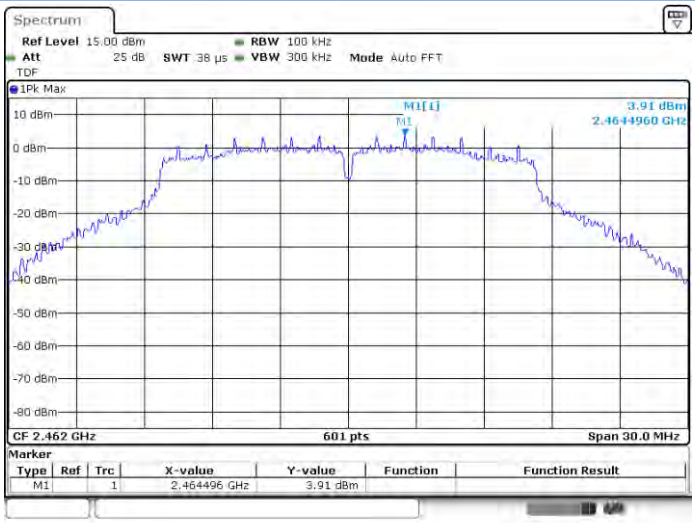

802.11g HIGH CHANNEL, SPURIOUS 30 MHz ~ 3 GHz

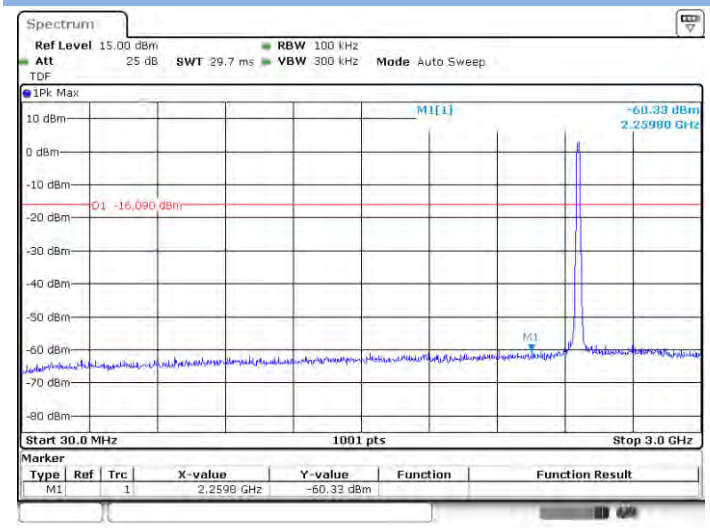

802.11g HIGH CHANNEL, SPURIOUS 2 GHz ~ 25 GHz

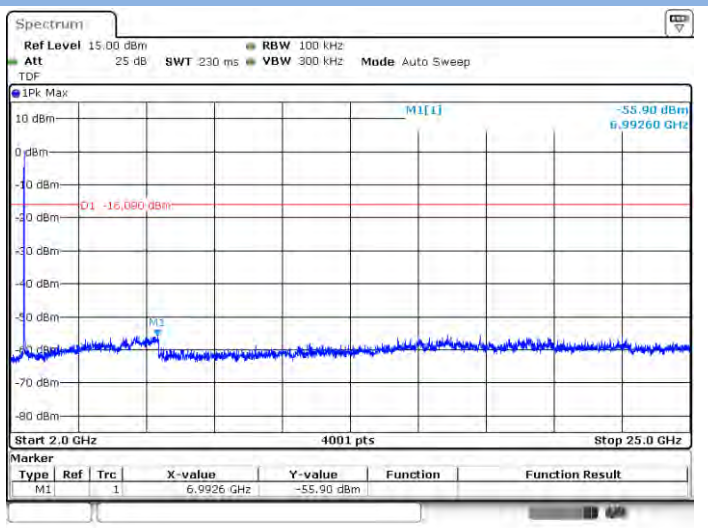

802.11n-20 LOW CHANNEL CARRIER LEVEL

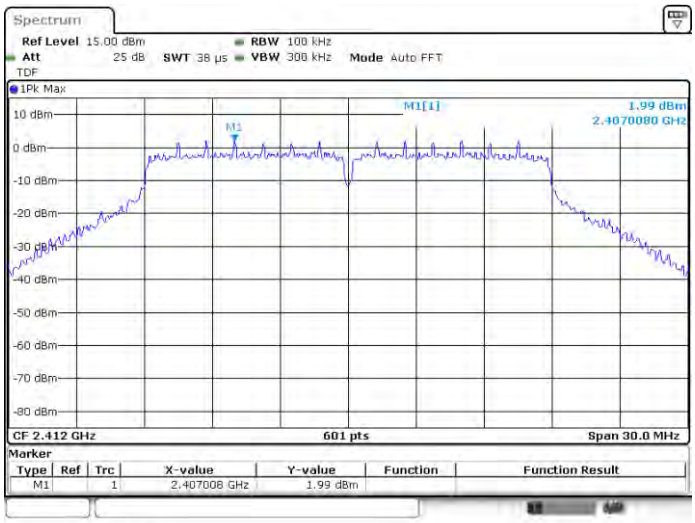

802.11n-20 LOW CHANNEL, SPURIOUS 30 MHz ~ 3 GHz

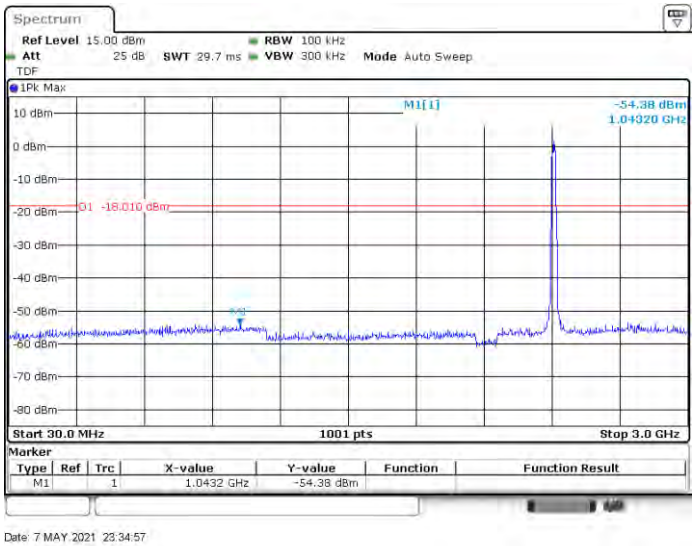

802.11n-20 LOW CHANNEL, SPURIOUS 2 GHz ~ 25 GHz

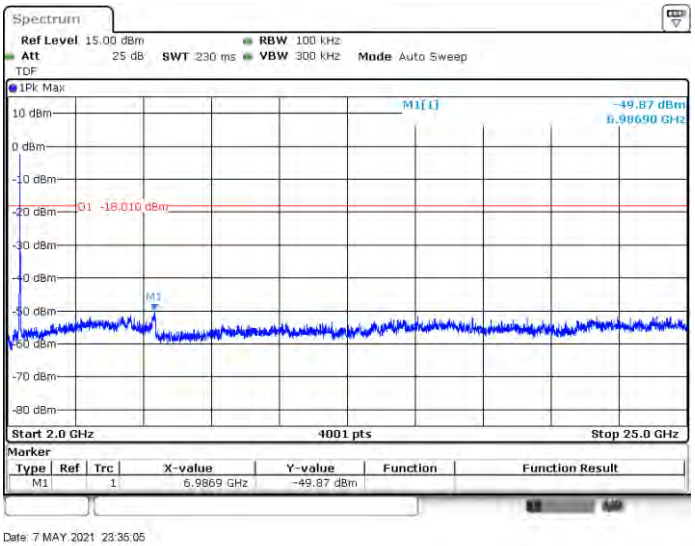

802.11n-20 MIDDLE CHANNEL CARRIER LEVEL

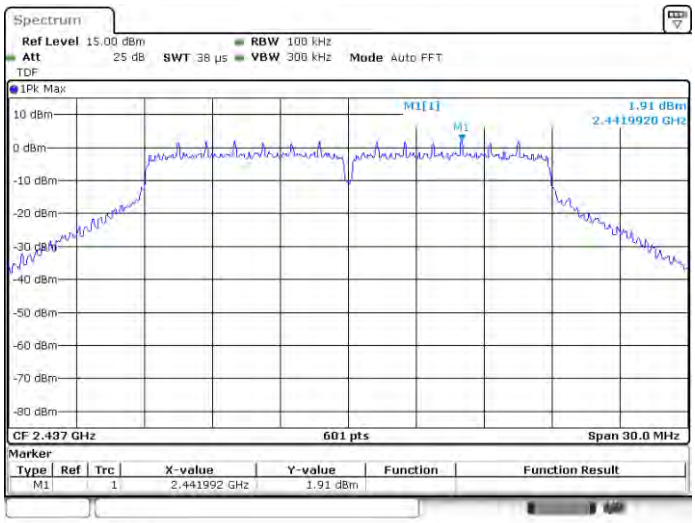

802.11n-20 MIDDLE CHANNEL, SPURIOUS 30 MHz ~ 3 GHz

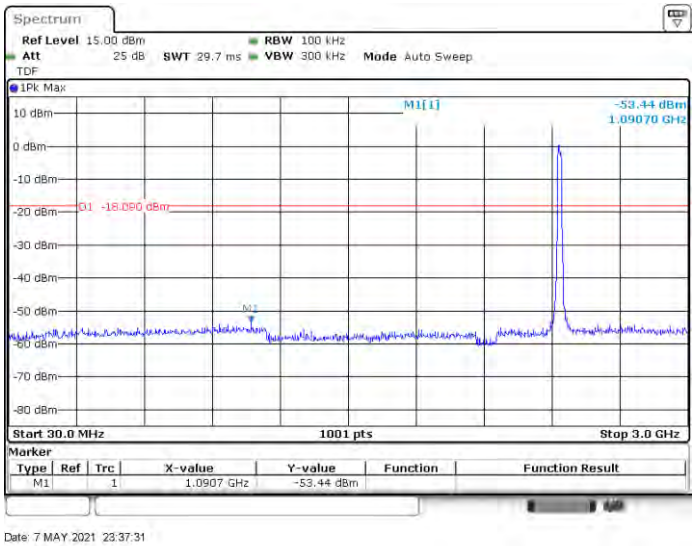

802.11n-20 MIDDLE CHANNEL, SPURIOUS 2 GHz ~ 25 GHz

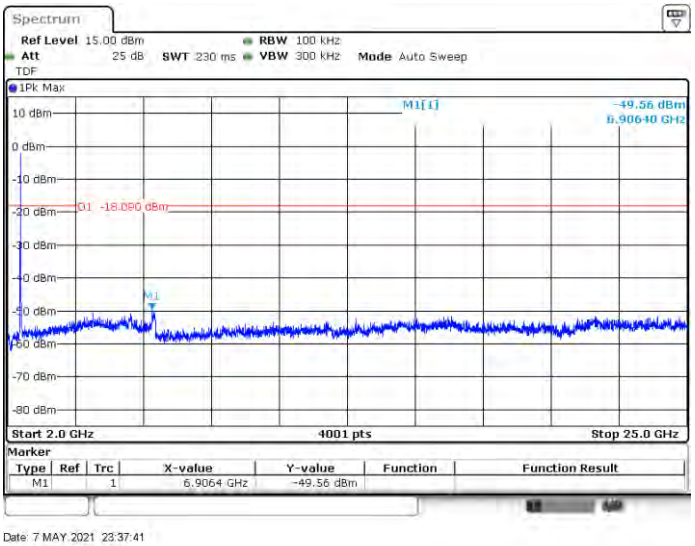

802.11n-20 HIGH CHANNEL CARRIER LEVEL

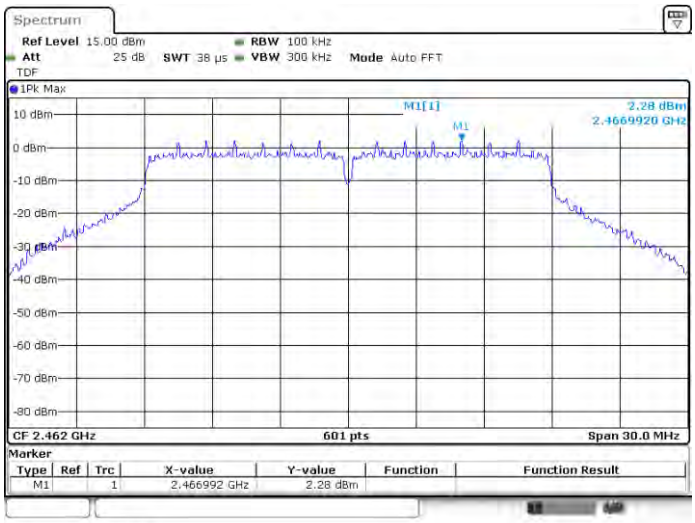

802.11n-20 HIGH CHANNEL, SPURIOUS 30 MHz ~ 3 GHz

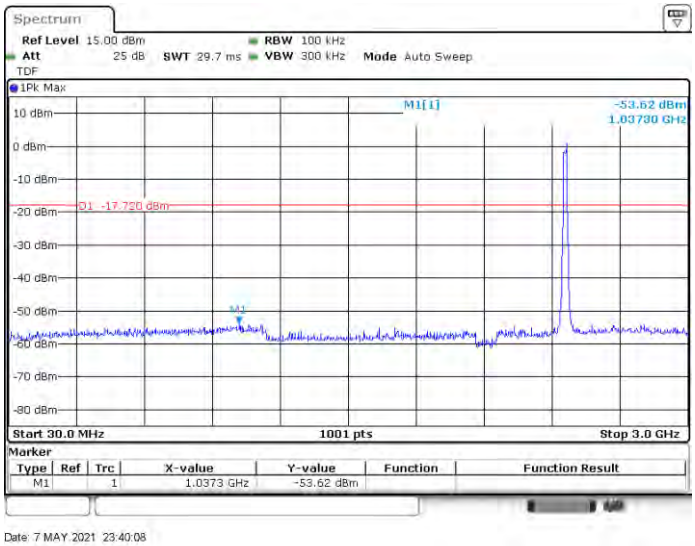

802.11n-20 HIGH CHANNEL, SPURIOUS 2 GHz ~ 25 GHz

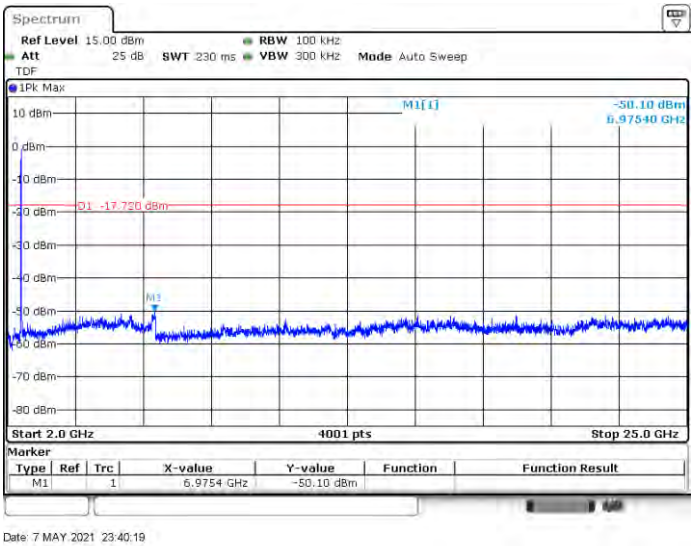

802.11n-40 LOW CHANNEL CARRIER LEVEL

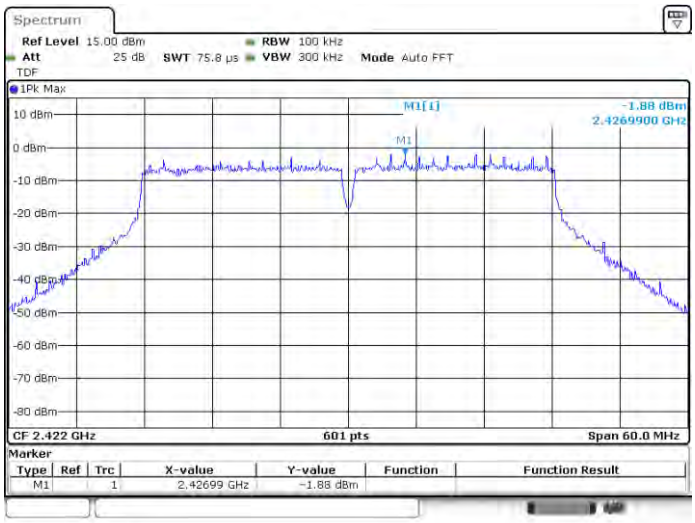

802.11n-40 LOW CHANNEL, SPURIOUS 30 MHz ~ 3 GHz

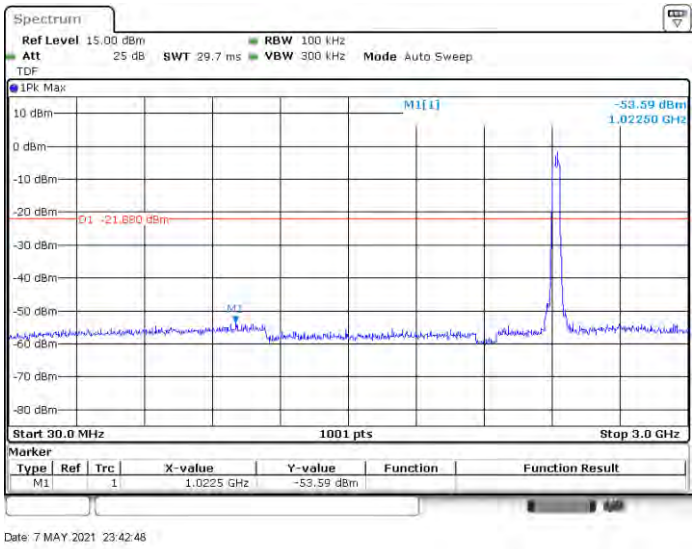

802.11n-40 LOW CHANNEL, SPURIOUS 2 GHz ~ 25 GHz

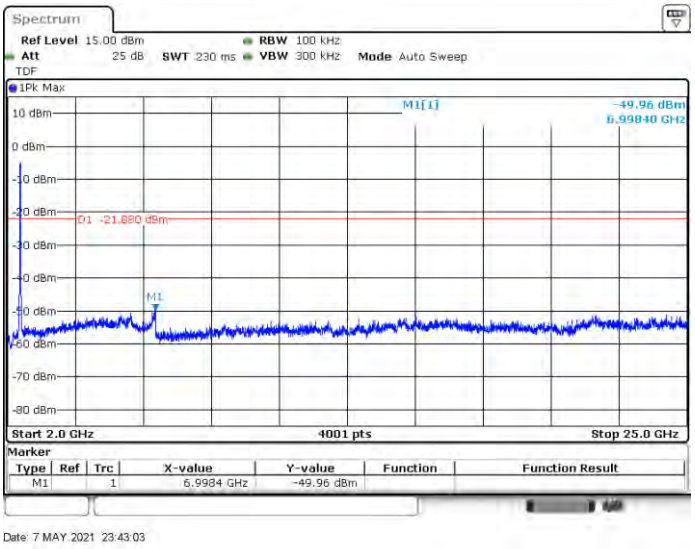

802.11n-40 MIDDLE CHANNEL CARRIER LEVEL

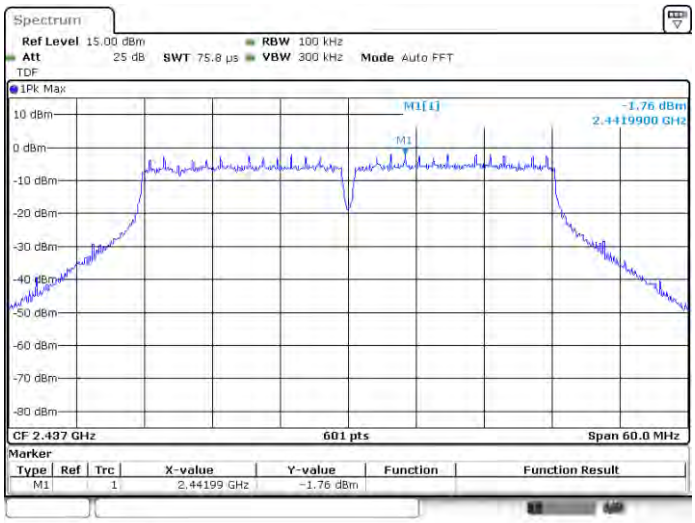

Date: 7 MAY 2021 23:46:36

802.11n-40 MIDDLE CHANNEL, SPURIOUS 30 MHz ~ 3 GHz

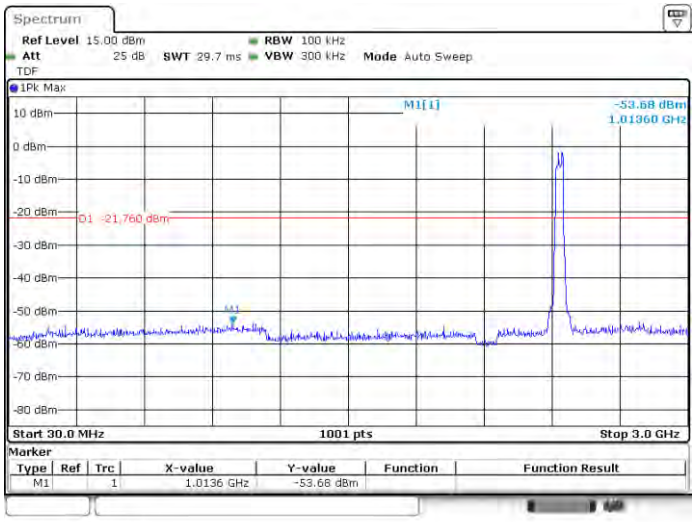

Date: 7 MAY 2021 23:46:54

802.11n-40 MIDDLE CHANNEL, SPURIOUS 2 GHz ~ 25 GHz

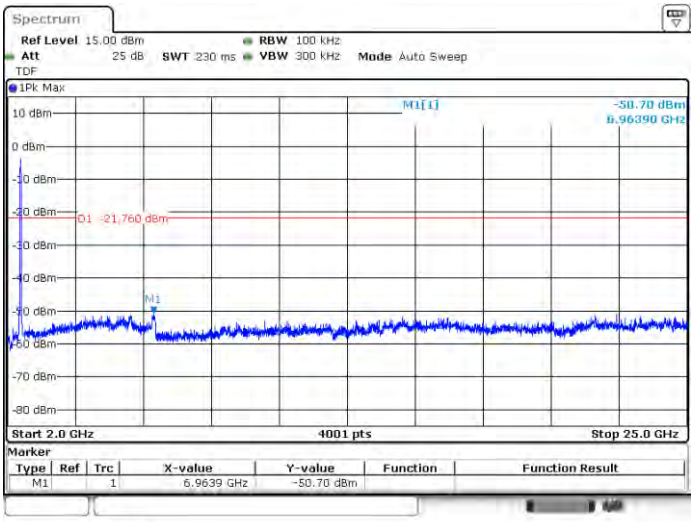

Date: 7 MAY 2021 23:47:04

802.11n-40 HIGH CHANNEL CARRIER LEVEL

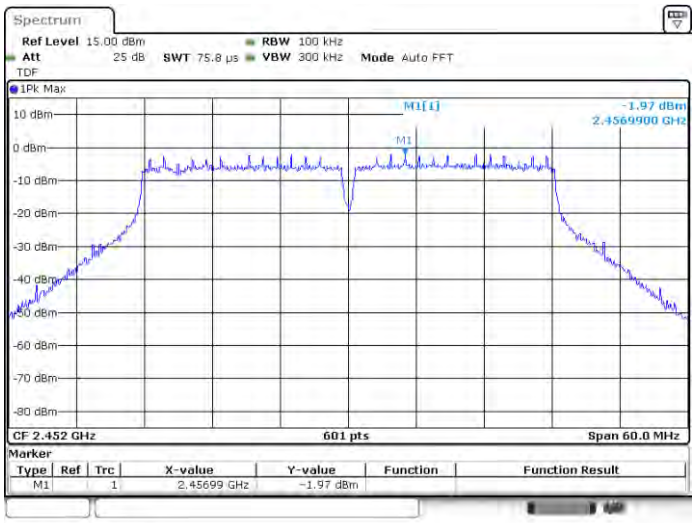

Date: 7 MAY 2021 23:49:08

802.11n-40 HIGH CHANNEL, SPURIOUS 30 MHz ~ 3 GHz

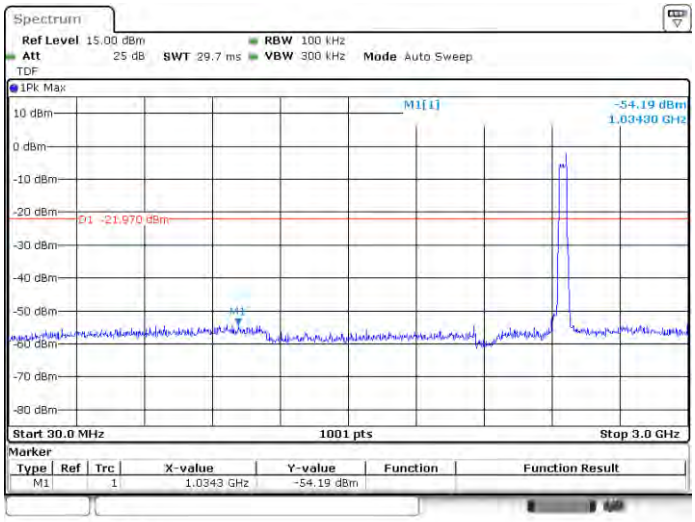

Date: 7 MAY 2021 23:49:31

802.11n-40 HIGH CHANNEL, SPURIOUS 2 GHz ~ 25 GHz

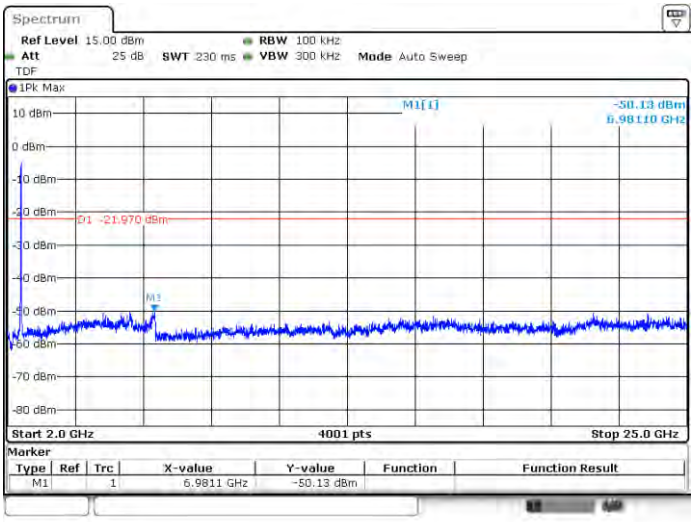

Date: 7 MAY 2021 23:49:43

802.11ax-20 MHz (SU) LOW CHANNEL CARRIER LEVEL

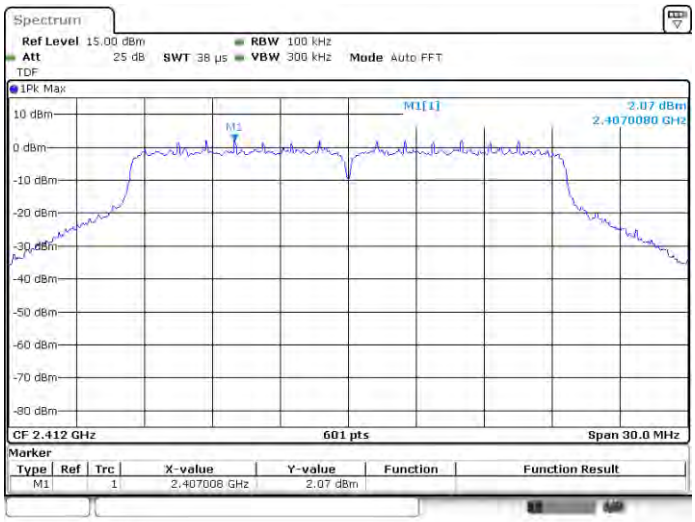

Date: 7 MAY 2021 23:52:26

802.11ax-20 MHz (SU) LOW CHANNEL, SPURIOUS 30 MHz ~ 3 GHz

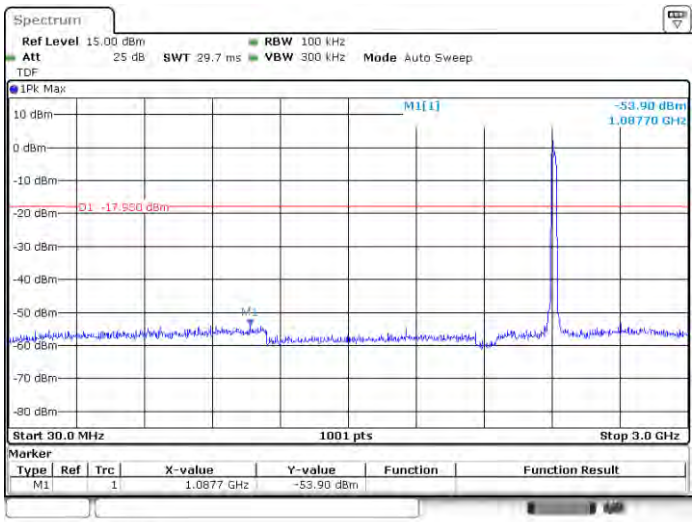

Date: 7 MAY 2021 23:52:52

802.11ax-20 MHz (SU) LOW CHANNEL, SPURIOUS 2 GHz ~ 25 GHz

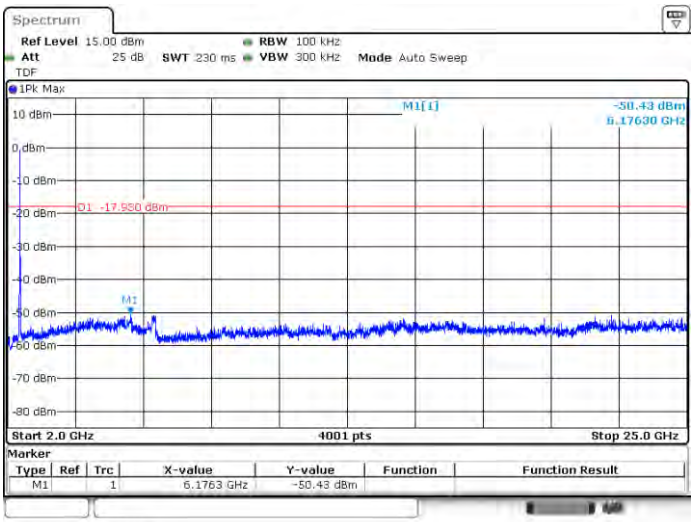

Date: 7 MAY 2021 23:53:04

802.11ax-20 MHz (SU) MIDDLE CHANNEL CARRIER LEVEL

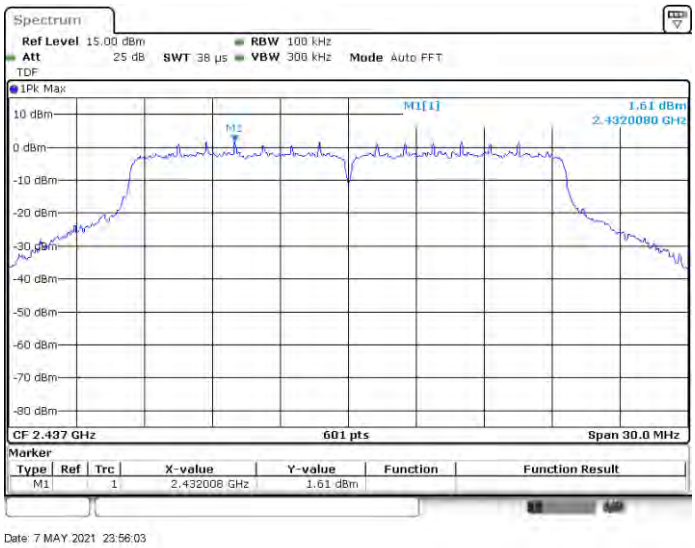

802.11ax-20 MHz (SU) MIDDLE CHANNEL, SPURIOUS 30 MHz ~ 3 GHz

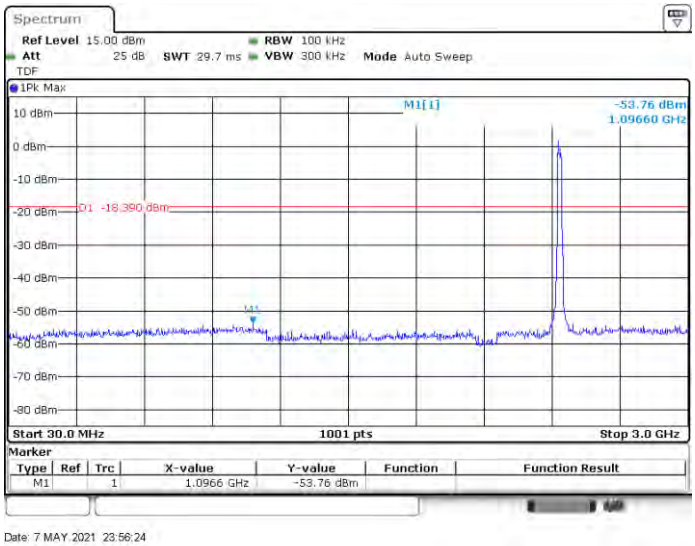

802.11ax-20 MHz (SU) MIDDLE CHANNEL, SPURIOUS 2 GHz ~ 25 GHz

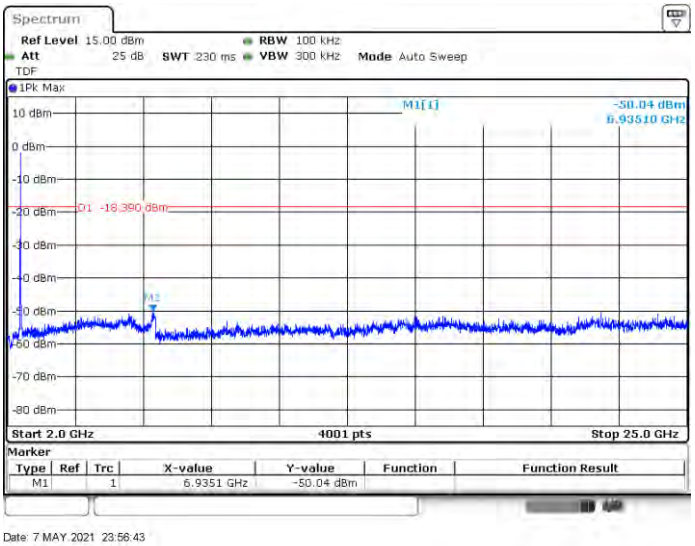

802.11ax-20 MHz (SU) HIGH CHANNEL CARRIER LEVEL

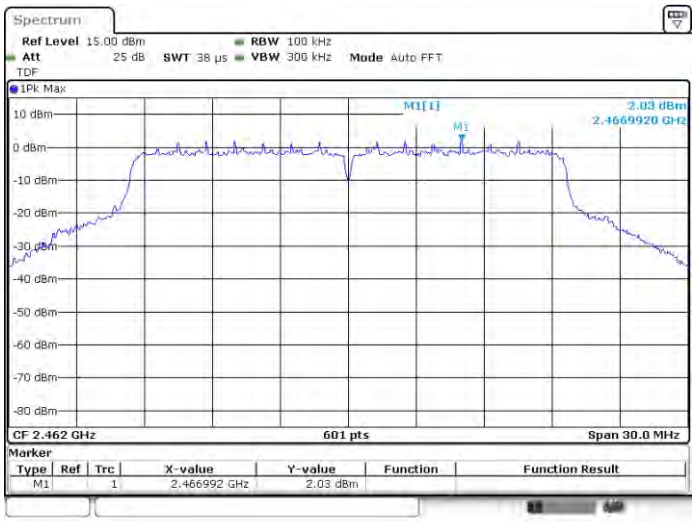

Date: 7 MAY 2021 23:58:37

802.11ax-20 MHz (SU) HIGH CHANNEL, SPURIOUS 30 MHz ~ 3 GHz

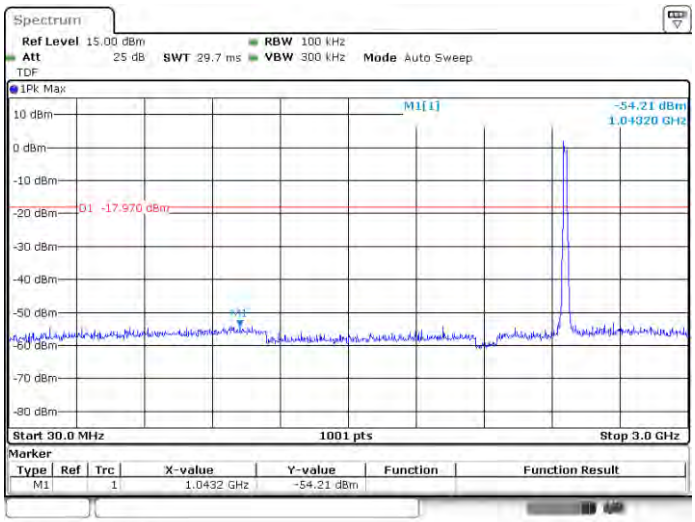

Date: 7 MAY 2021 23:59:07

802.11ax-20 MHz (SU) HIGH CHANNEL, SPURIOUS 2 GHz ~ 25 GHz

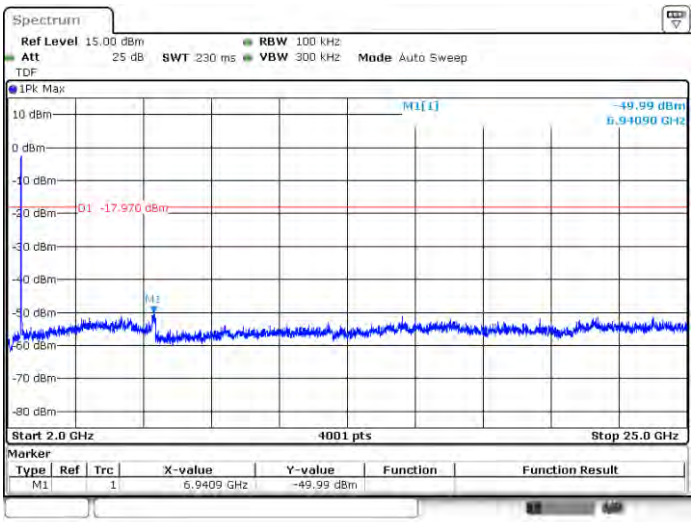

Date: 7 MAY 2021 23:59:19

802.11ax-40 MHz (SU) LOW CHANNEL CARRIER LEVEL

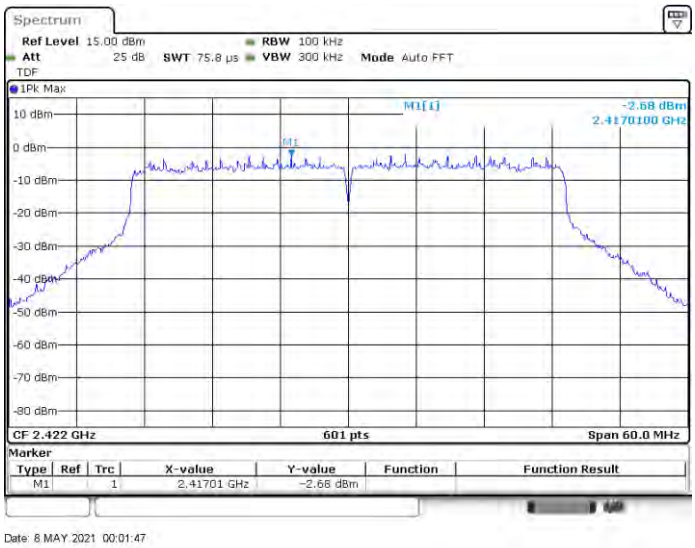

802.11ax-40 MHz (SU) LOW CHANNEL, SPURIOUS 30 MHz ~ 3 GHz

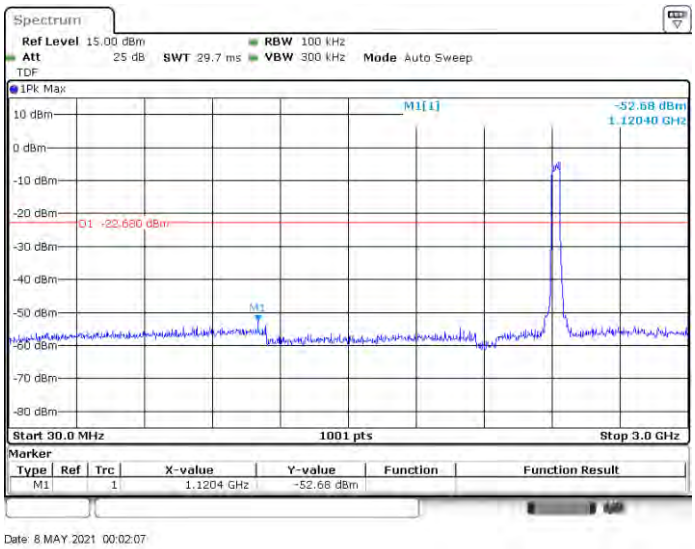

802.11ax-40 MHz (SU) LOW CHANNEL, SPURIOUS 2 GHz ~ 25 GHz

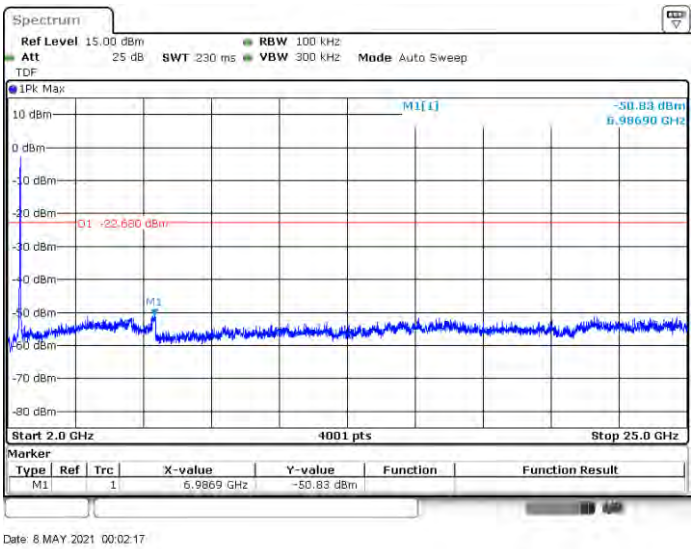

802.11ax-40 MHz (SU) MIDDLE CHANNEL CARRIER LEVEL

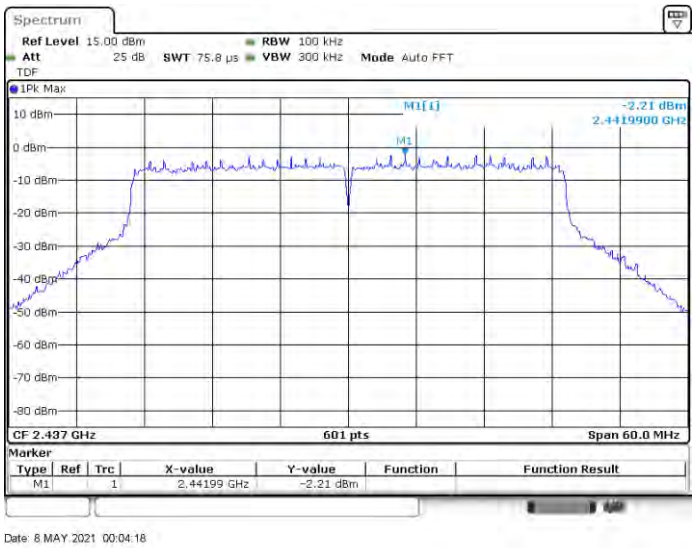

802.11ax-40 MHz (SU) MIDDLE CHANNEL, SPURIOUS 30 MHz ~ 3 GHz

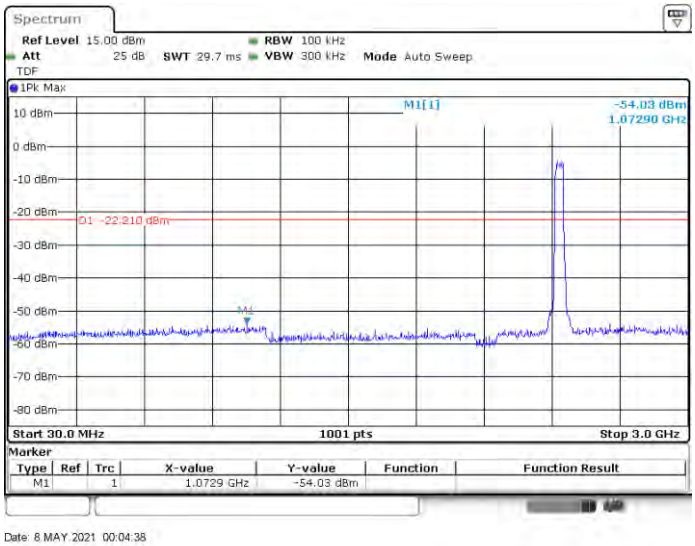

802.11ax-40 MHz (SU) MIDDLE CHANNEL, SPURIOUS 2 GHz ~ 25 GHz

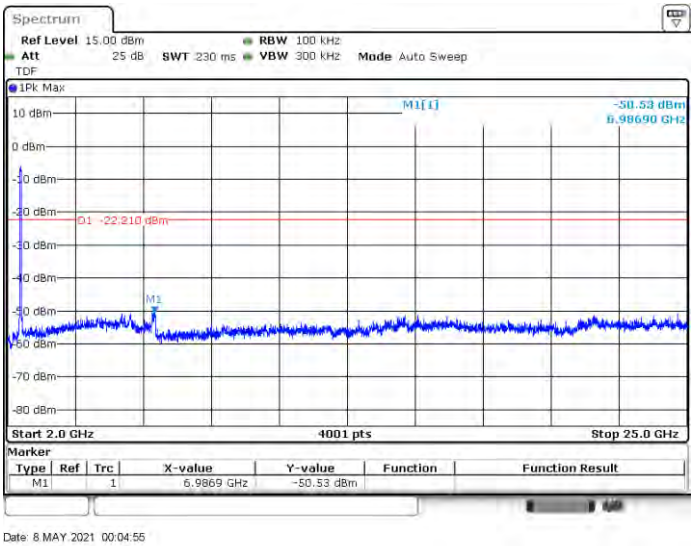

802.11ax-40 MHz (SU) HIGH CHANNEL CARRIER LEVEL

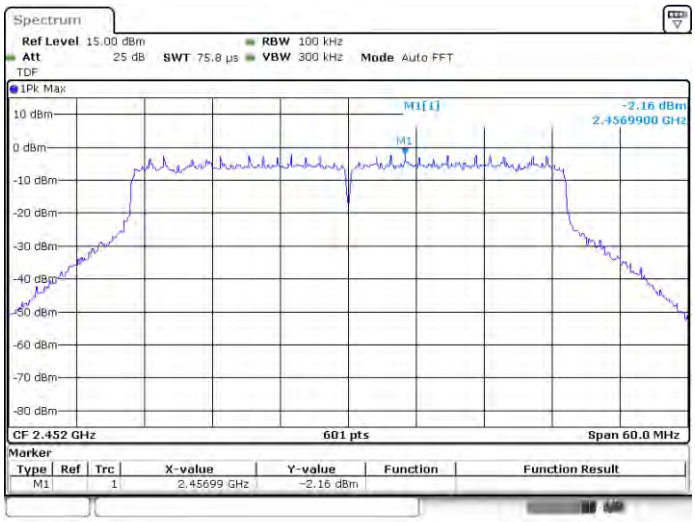

Date: 8 MAY 2021 00:07:31

802.11ax-40 MHz (SU) HIGH CHANNEL, SPURIOUS 30 MHz ~ 3 GHz

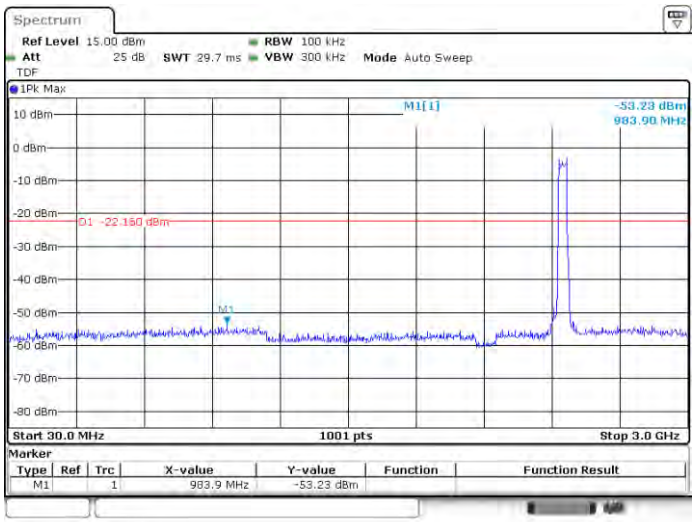

Date: 8 MAY 2021 00:07:56

802.11ax-40 MHz (SU) HIGH CHANNEL, SPURIOUS 2 GHz ~ 25 GHz

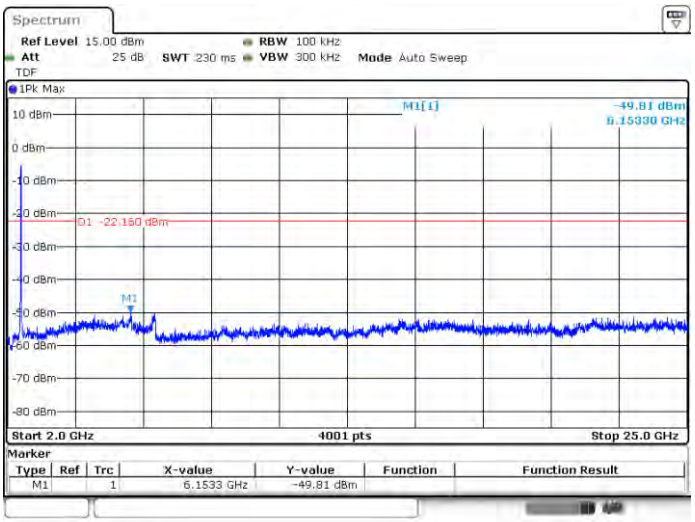

Date: 8 MAY 2021 00:08:29

MIMO-Main Antenna

802.11g LOW CHANNEL CARRIER LEVEL

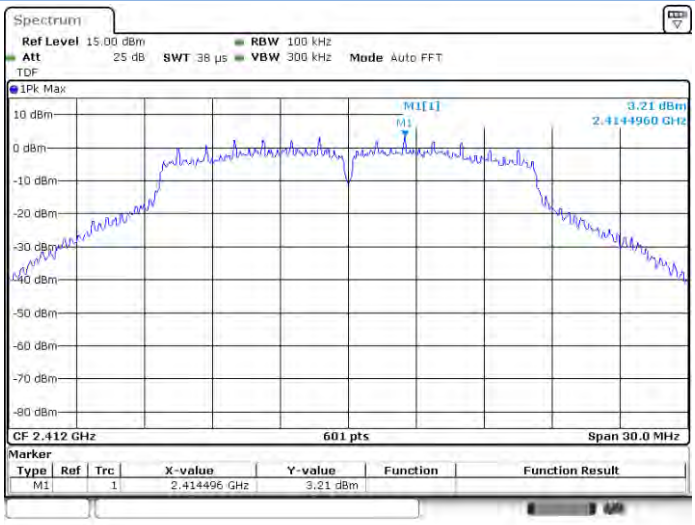

802.11g LOW CHANNEL, SPURIOUS 30 MHz ~ 3 GHz

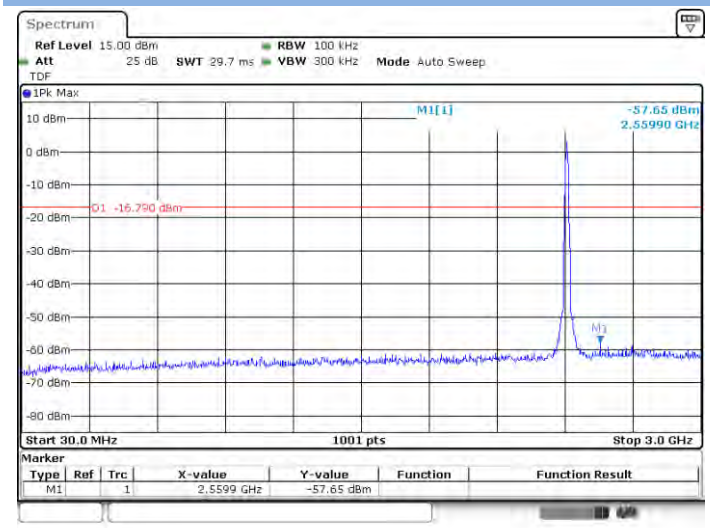

802.11g LOW CHANNEL, SPURIOUS 2 GHz ~ 25 GHz

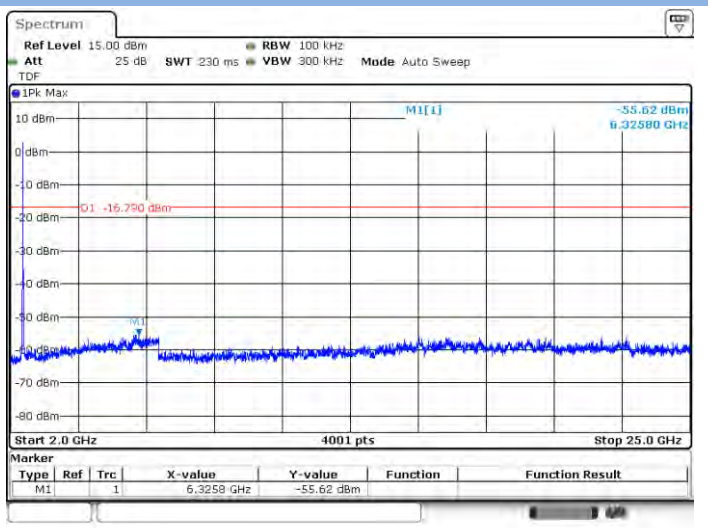

802.11g MIDDLE CHANNEL CARRIER LEVEL

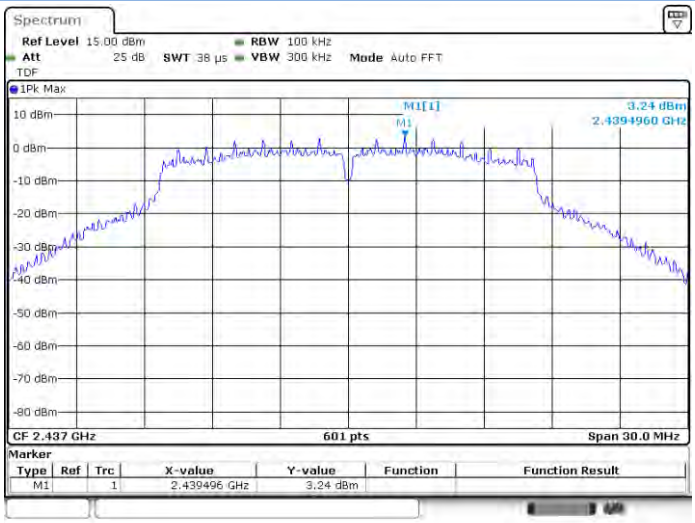

802.11g MIDDLE CHANNEL, SPURIOUS 30 MHz ~ 3 GHz

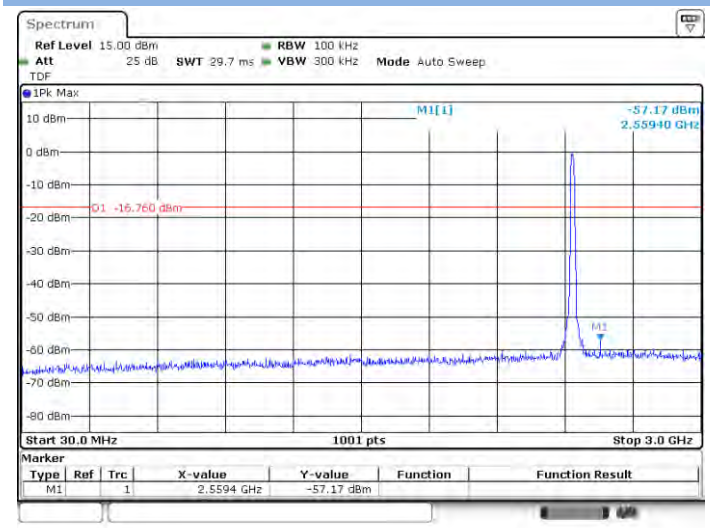

802.11g MIDDLE CHANNEL, SPURIOUS 2 GHz ~ 25 GHz

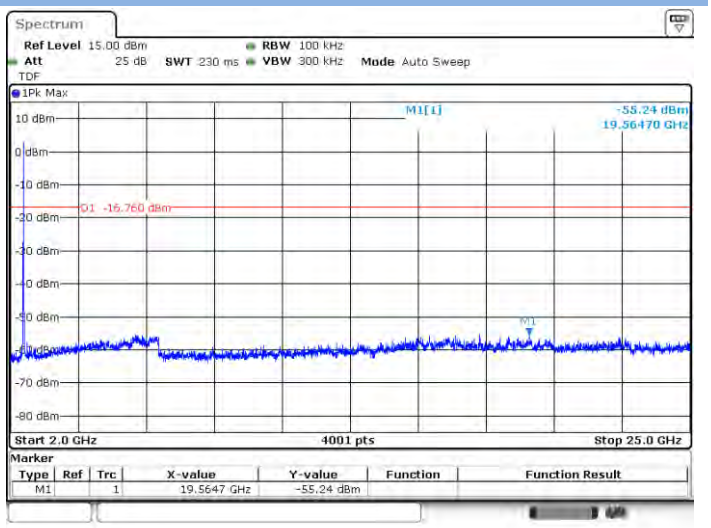

802.11g HIGH CHANNEL CARRIER LEVEL

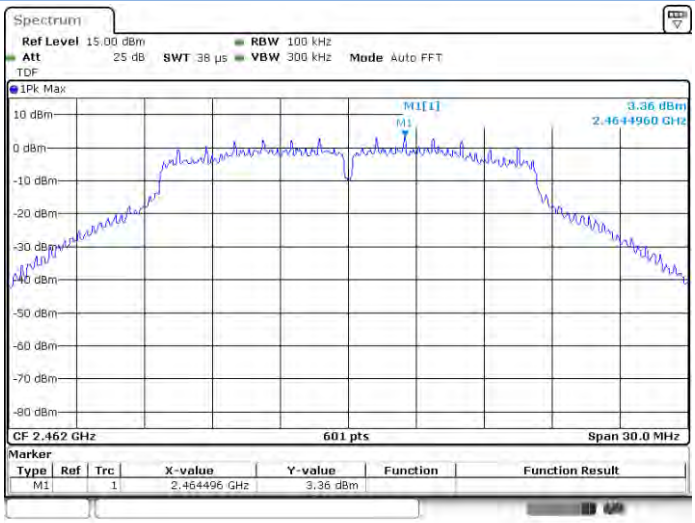

802.11g HIGH CHANNEL, SPURIOUS 30 MHz ~ 3 GHz

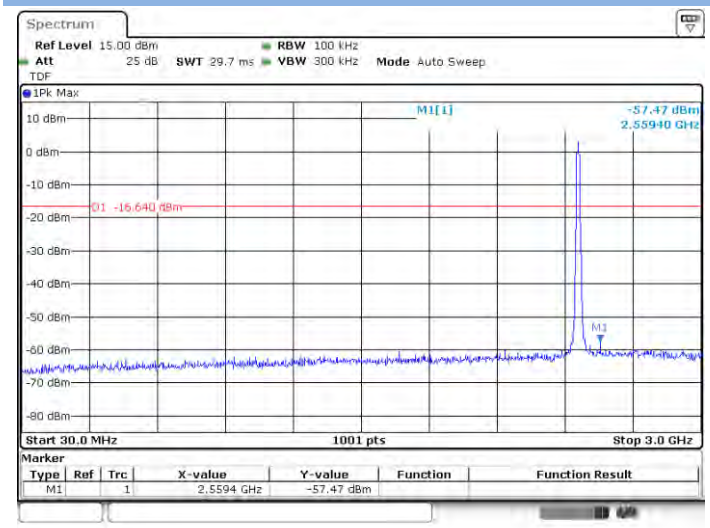

802.11g HIGH CHANNEL, SPURIOUS 2 GHz ~ 25 GHz

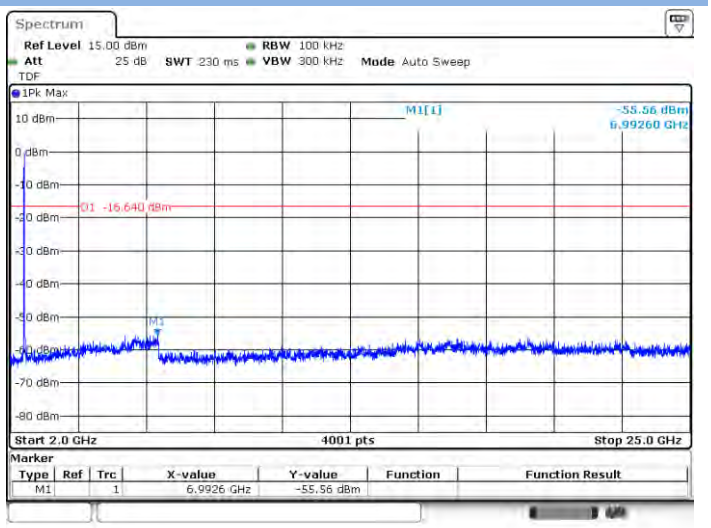

802.11n-20 LOW CHANNEL CARRIER LEVEL

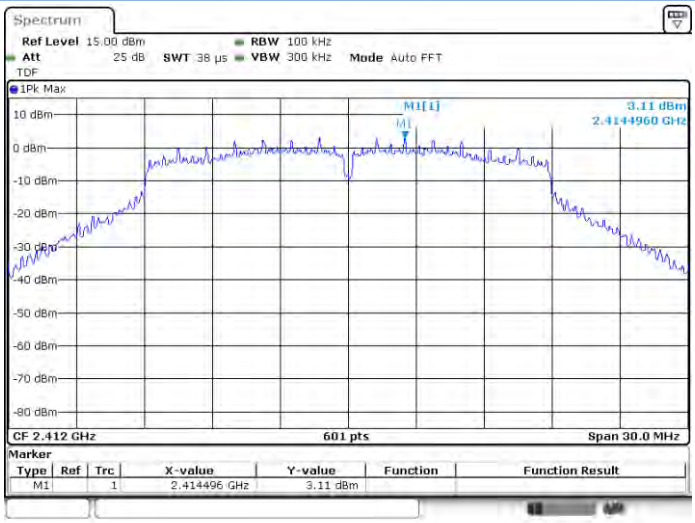

802.11n-20 LOW CHANNEL, SPURIOUS 30 MHz ~ 3 GHz

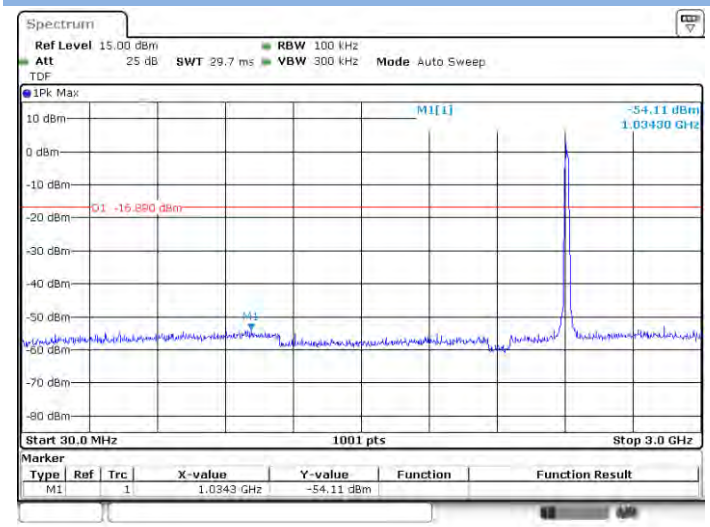

802.11n-20 LOW CHANNEL, SPURIOUS 2 GHz ~ 25 GHz

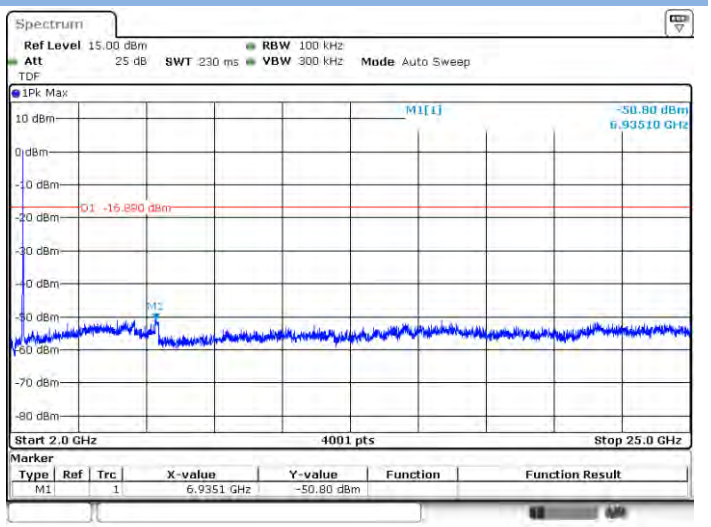

802.11n-20 MIDDLE CHANNEL CARRIER LEVEL

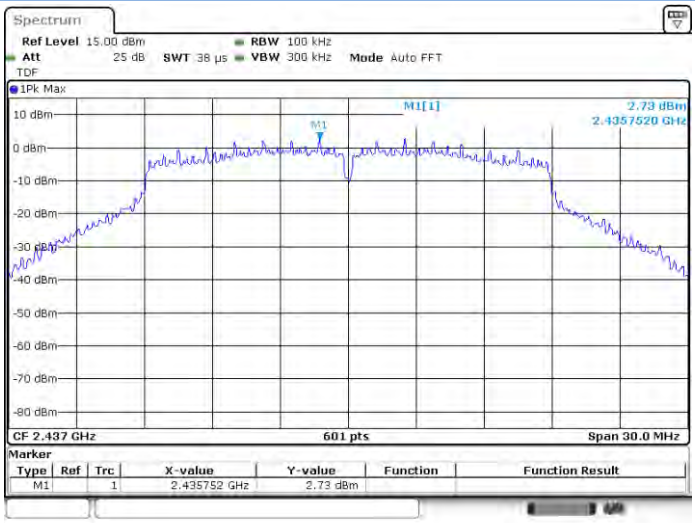

802.11n-20 MIDDLE CHANNEL, SPURIOUS 30 MHz ~ 3 GHz

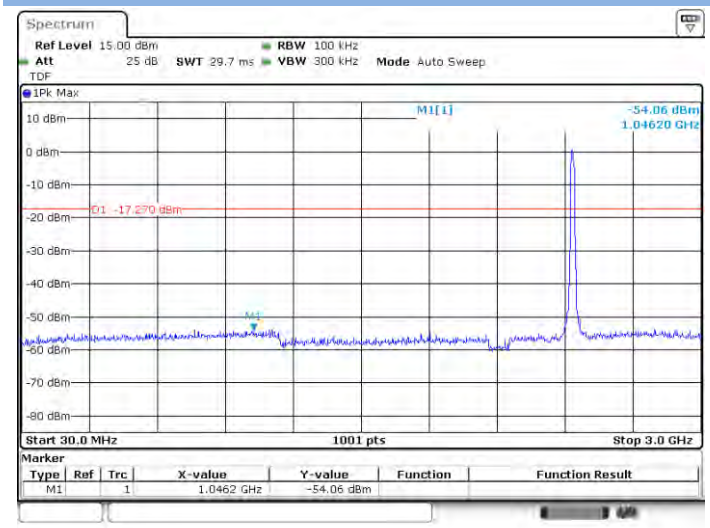

802.11n-20 MIDDLE CHANNEL, SPURIOUS 2 GHz ~ 25 GHz

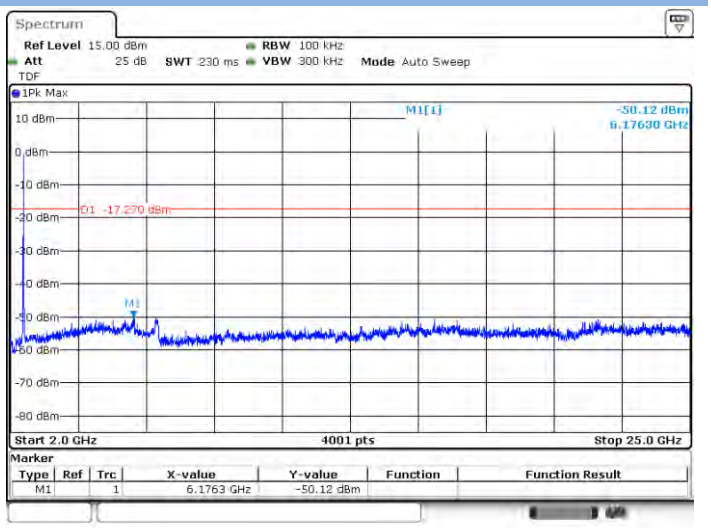

802.11n-20 HIGH CHANNEL CARRIER LEVEL

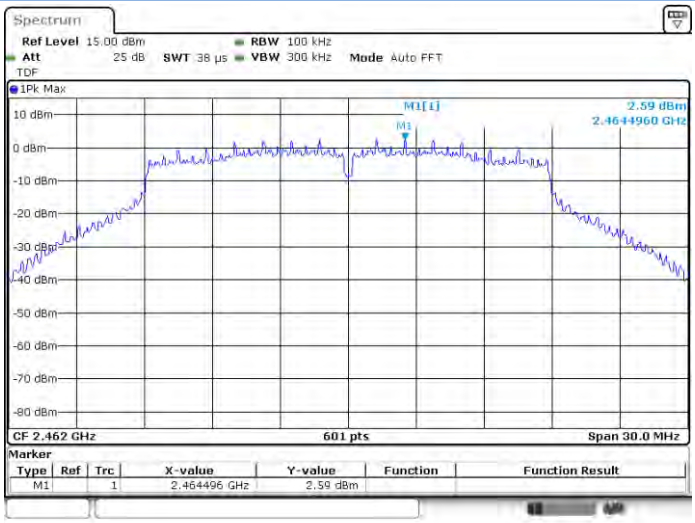

802.11n-20 HIGH CHANNEL, SPURIOUS 30 MHz ~ 3 GHz

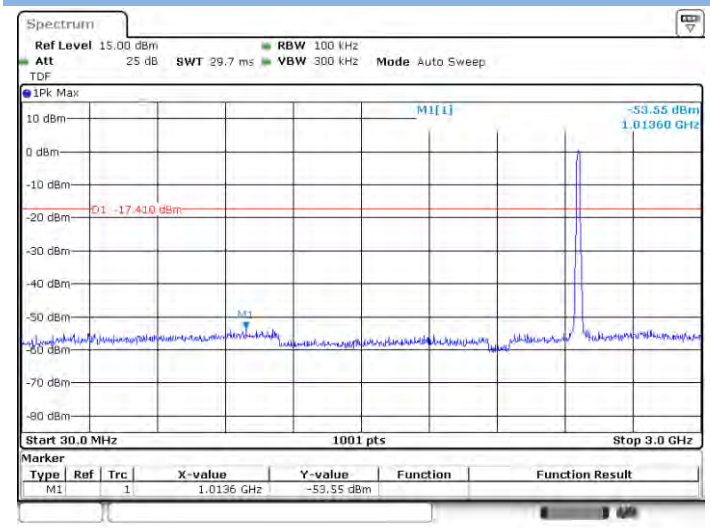

802.11n-20 HIGH CHANNEL, SPURIOUS 2 GHz ~ 25 GHz

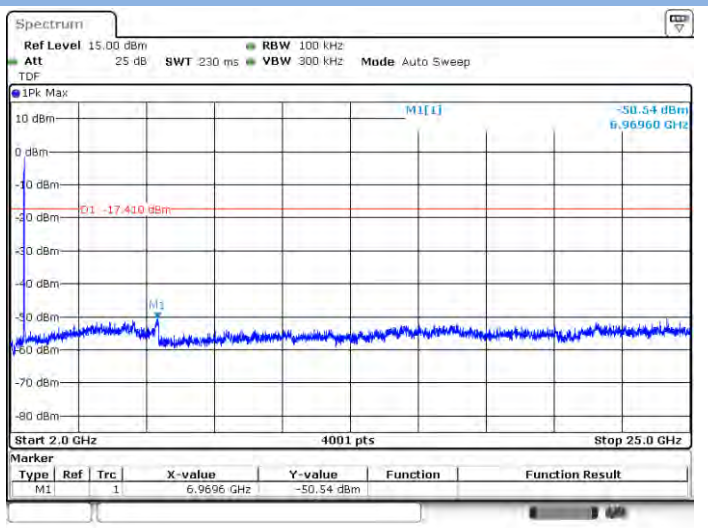

802.11n-40 LOW CHANNEL CARRIER LEVEL

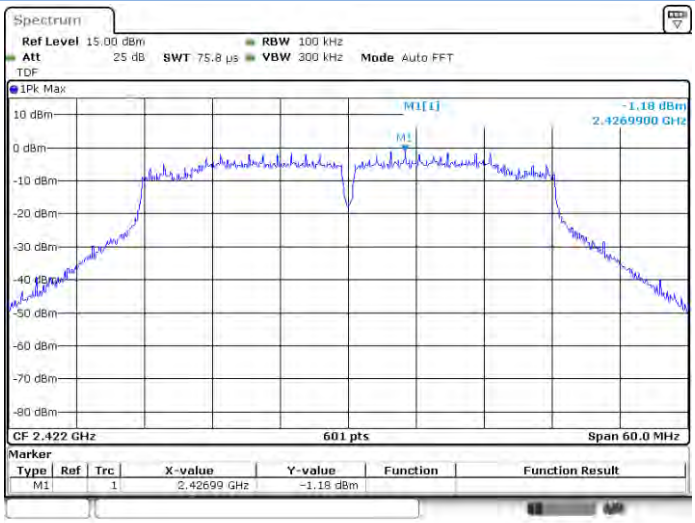

802.11n-40 LOW CHANNEL, SPURIOUS 30 MHz ~ 3 GHz

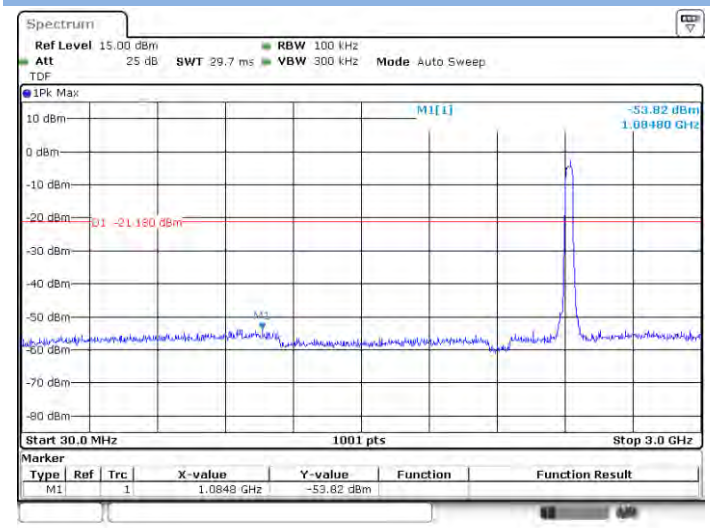

802.11n-40 LOW CHANNEL, SPURIOUS 2 GHz ~ 25 GHz

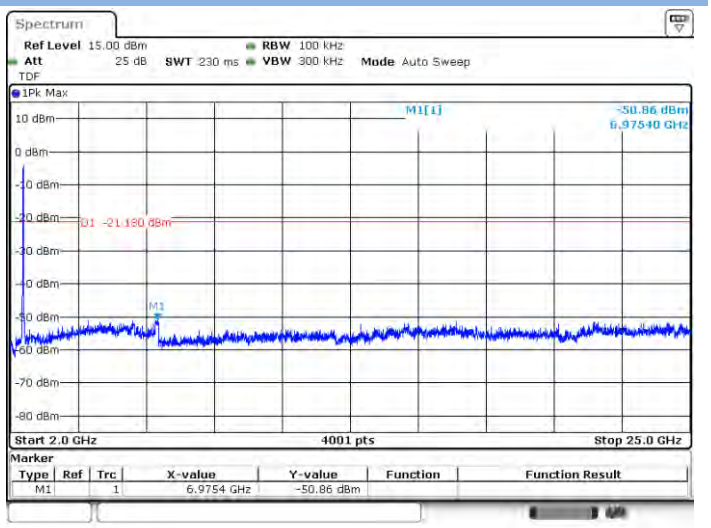

802.11n-40 MIDDLE CHANNEL CARRIER LEVEL

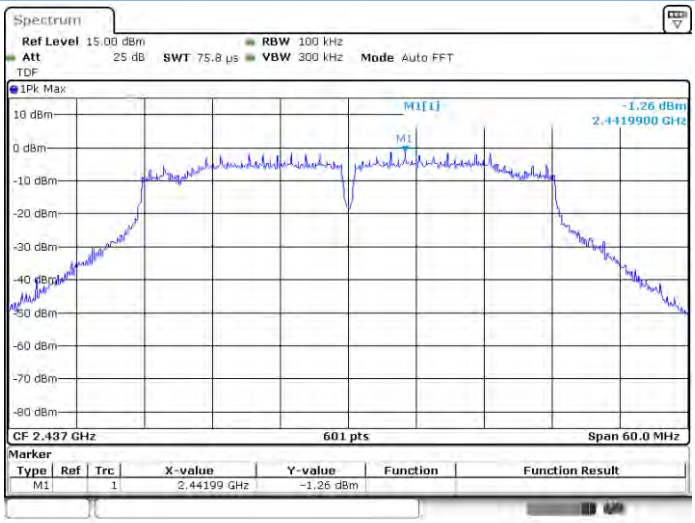

802.11n-40 MIDDLE CHANNEL, SPURIOUS 30 MHz ~ 3 GHz

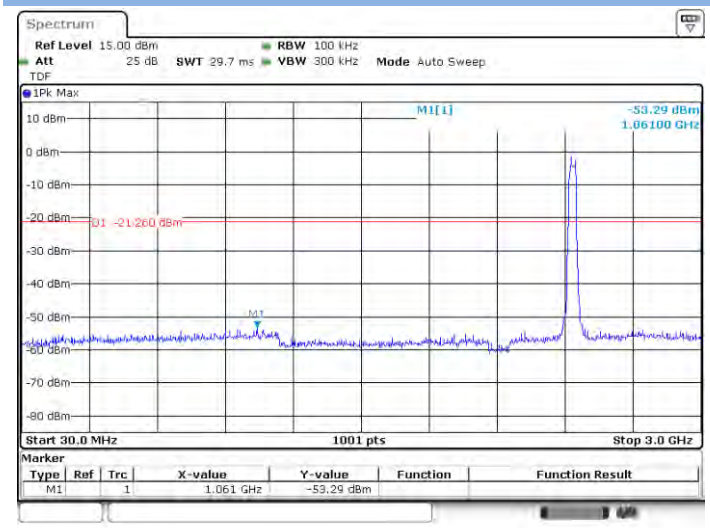

802.11n-40 MIDDLE CHANNEL, SPURIOUS 2 GHz ~ 25 GHz

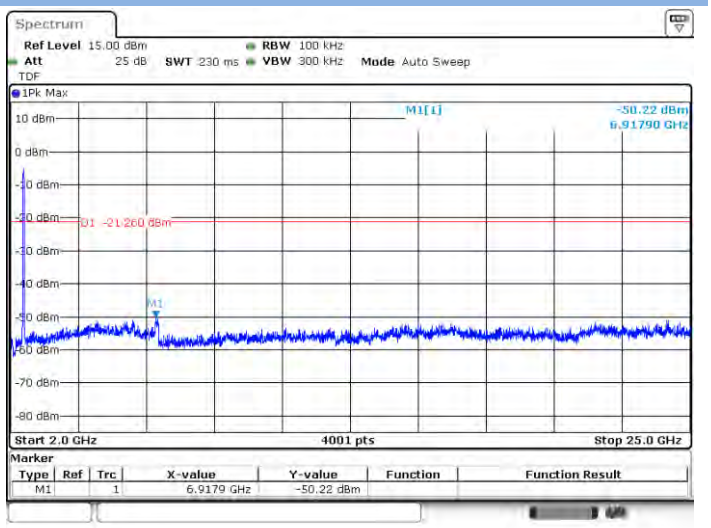

802.11n-40 HIGH CHANNEL CARRIER LEVEL

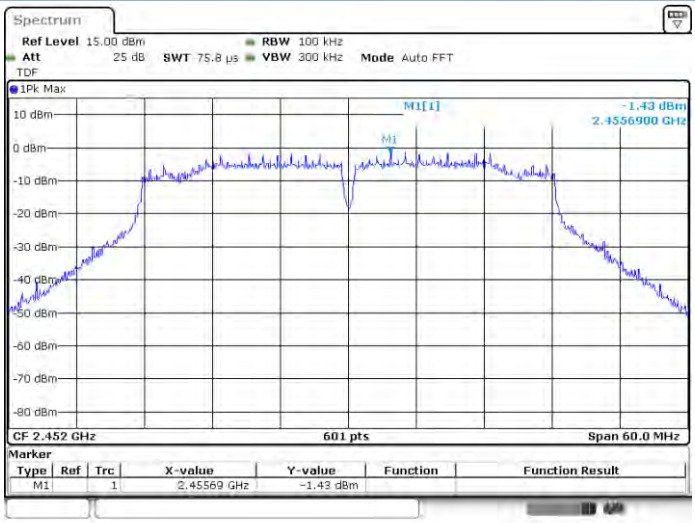

802.11n-40 HIGH CHANNEL, SPURIOUS 30 MHz ~ 3 GHz

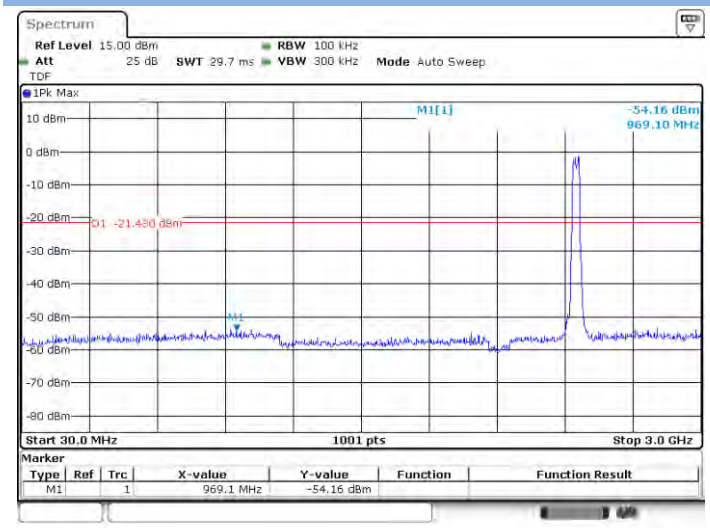

802.11n-40 HIGH CHANNEL, SPURIOUS 2 GHz ~ 25 GHz

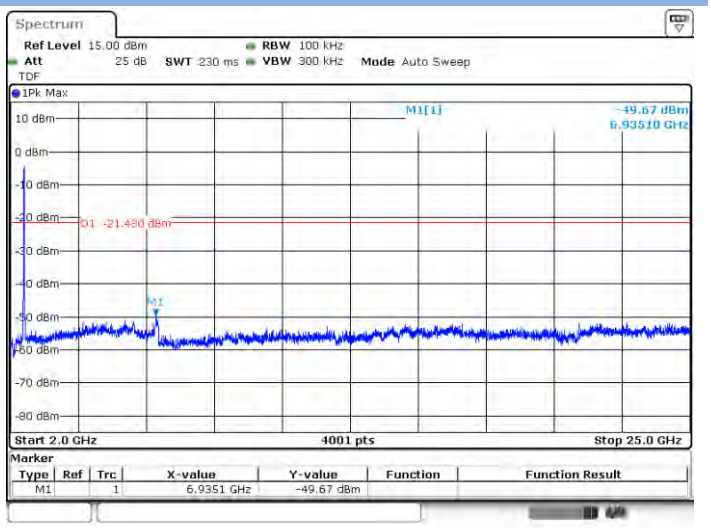

802.11ax-20 MHz (SU) LOW CHANNEL CARRIER LEVEL

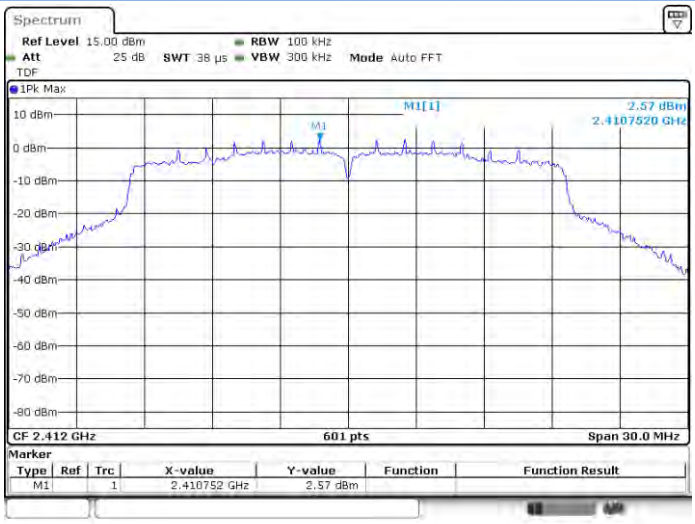

802.11ax-20 MHz (SU) LOW CHANNEL, SPURIOUS 30 MHz ~ 3 GHz

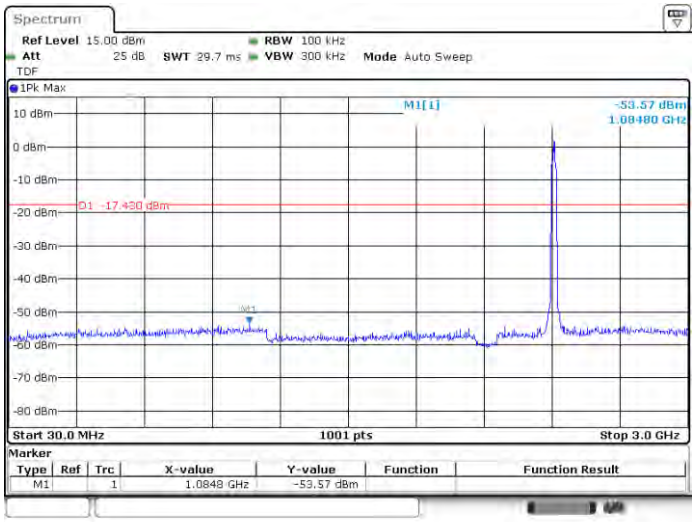

802.11ax-20 MHz (SU) LOW CHANNEL, SPURIOUS 2 GHz ~ 25 GHz

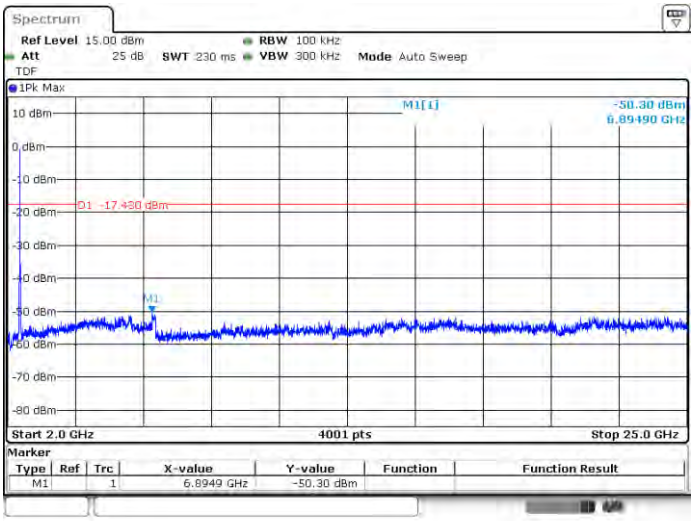

802.11ax-20 MHz (SU) MIDDLE CHANNEL CARRIER LEVEL

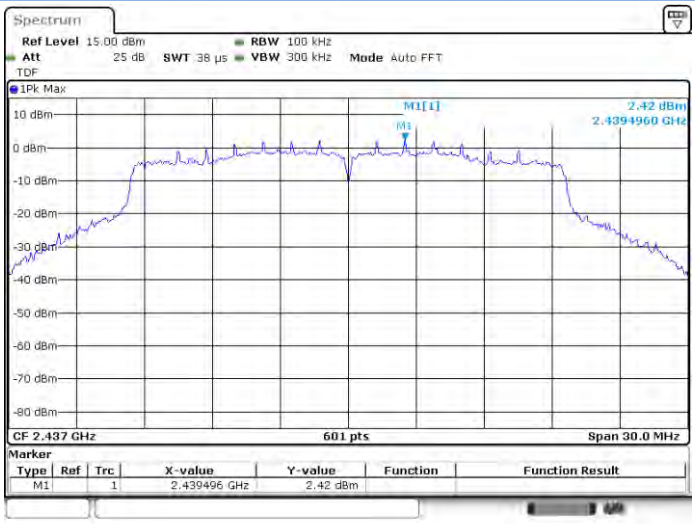

802.11ax-20 MHz (SU) MIDDLE CHANNEL, SPURIOUS 30 MHz ~ 3 GHz

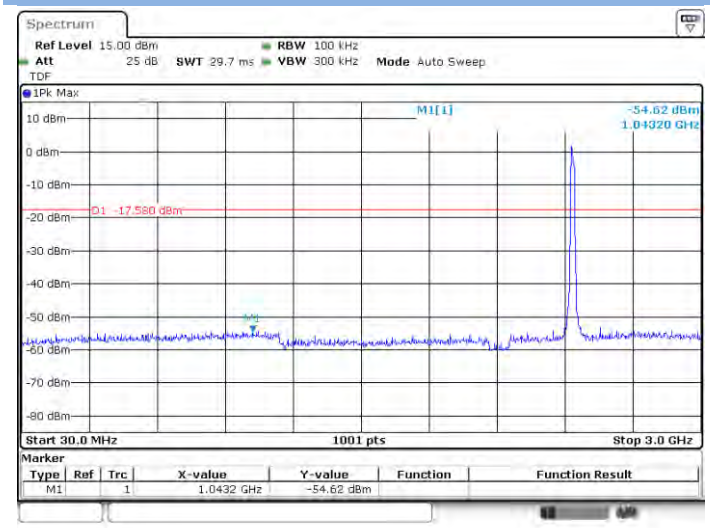

802.11ax-20 MHz (SU) MIDDLE CHANNEL, SPURIOUS 2 GHz ~ 25 GHz

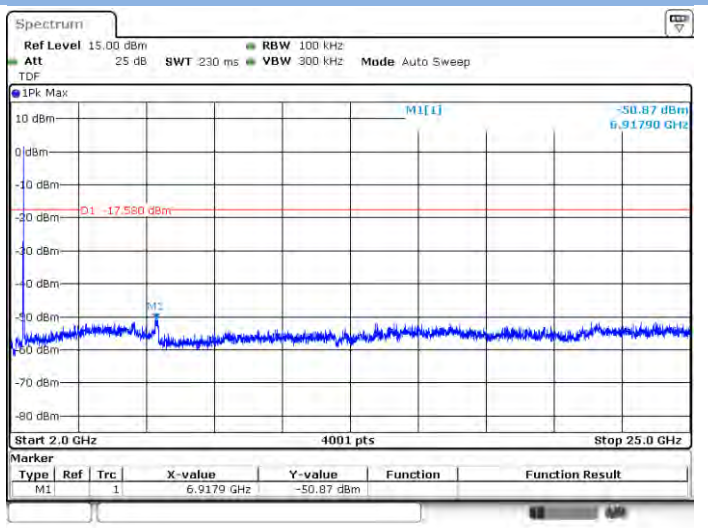

802.11ax-20 MHz (SU) HIGH CHANNEL CARRIER LEVEL

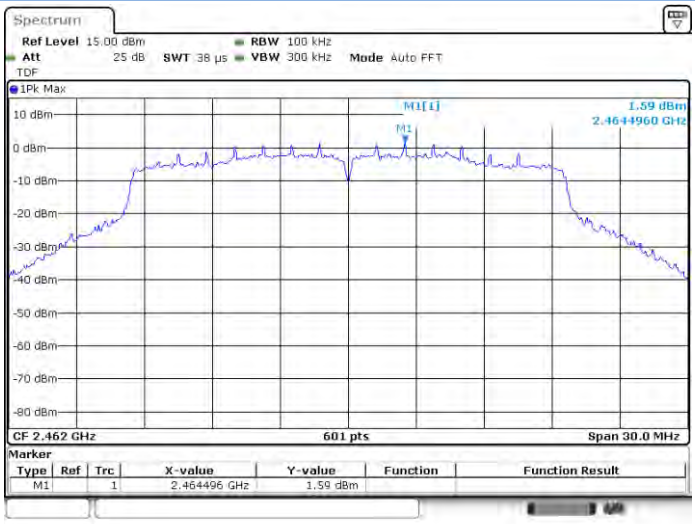

802.11ax-20 MHz (SU) HIGH CHANNEL, SPURIOUS 30 MHz ~ 3 GHz

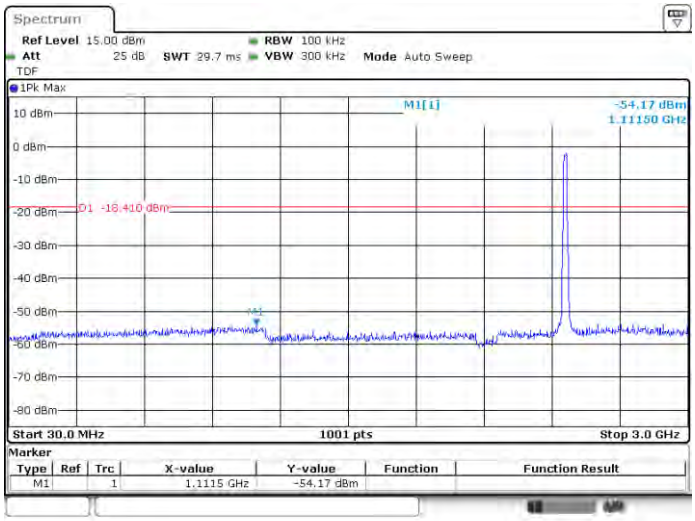

802.11ax-20 MHz (SU) HIGH CHANNEL, SPURIOUS 2 GHz ~ 25 GHz

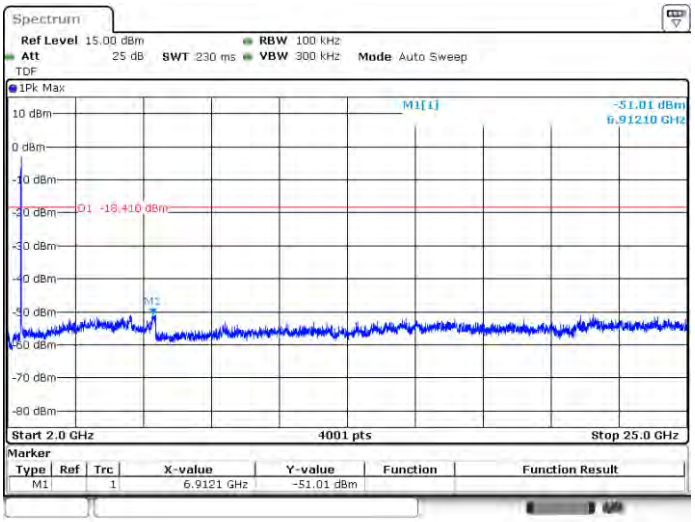

802.11ax-40 MHz (SU) LOW CHANNEL CARRIER LEVEL

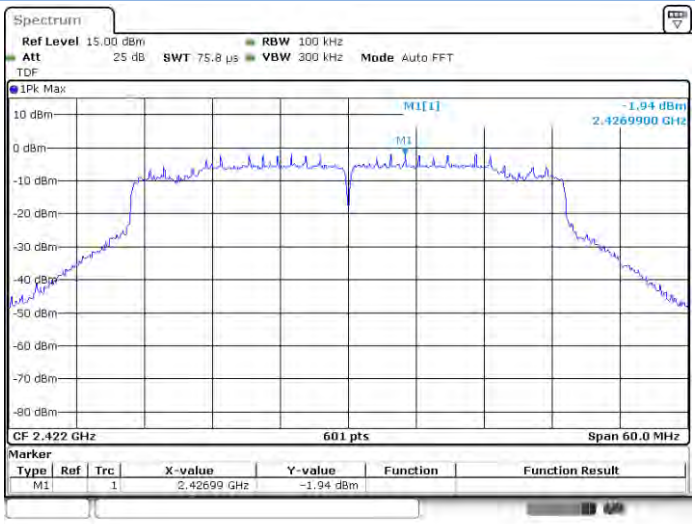

802.11ax-40 MHz (SU) LOW CHANNEL, SPURIOUS 30 MHz ~ 3 GHz

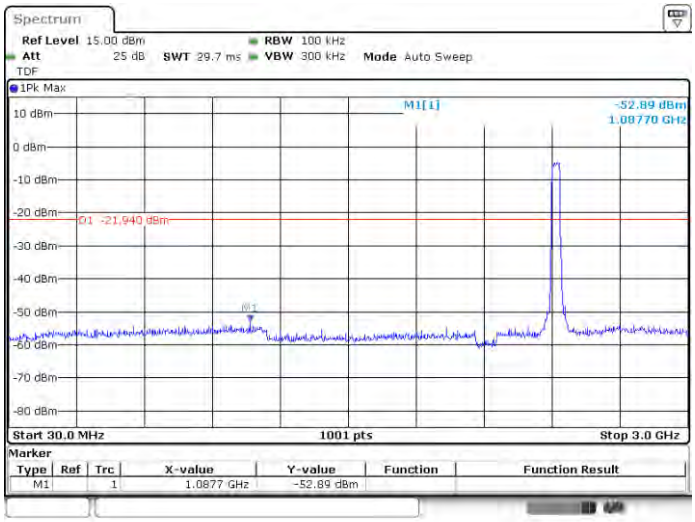

802.11ax-40 MHz (SU) LOW CHANNEL, SPURIOUS 2 GHz ~ 25 GHz

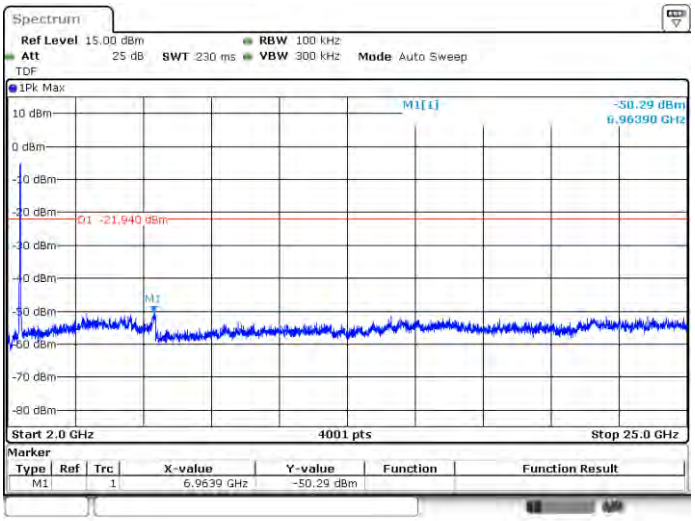

802.11ax-40 MHz (SU) MIDDLE CHANNEL CARRIER LEVEL

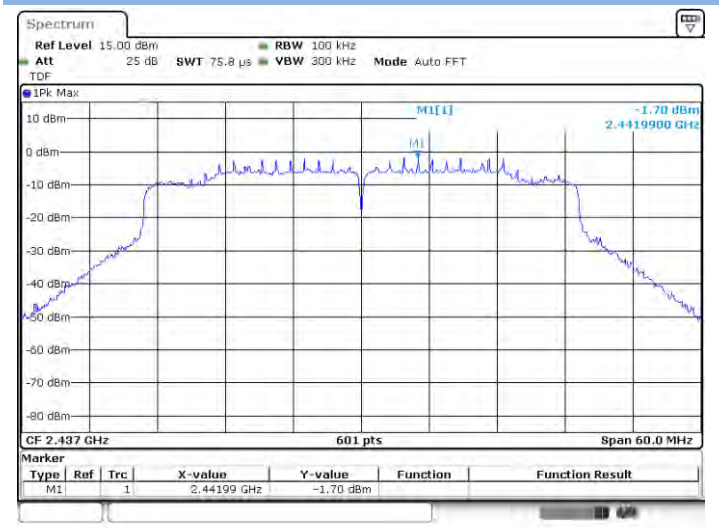

802.11ax-40 MHz (SU) MIDDLE CHANNEL, SPURIOUS 30 MHz ~ 3 GHz

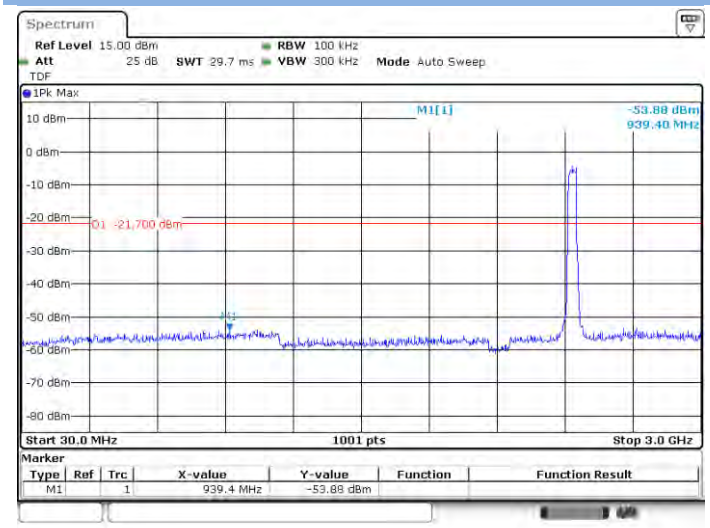

802.11ax-40 MHz (SU) MIDDLE CHANNEL, SPURIOUS 2 GHz ~ 25 GHz

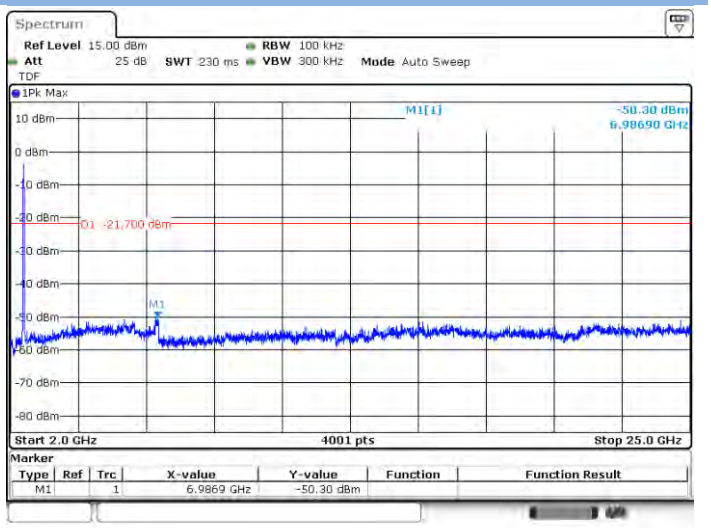

802.11ax-40 MHz (SU) HIGH CHANNEL CARRIER LEVEL

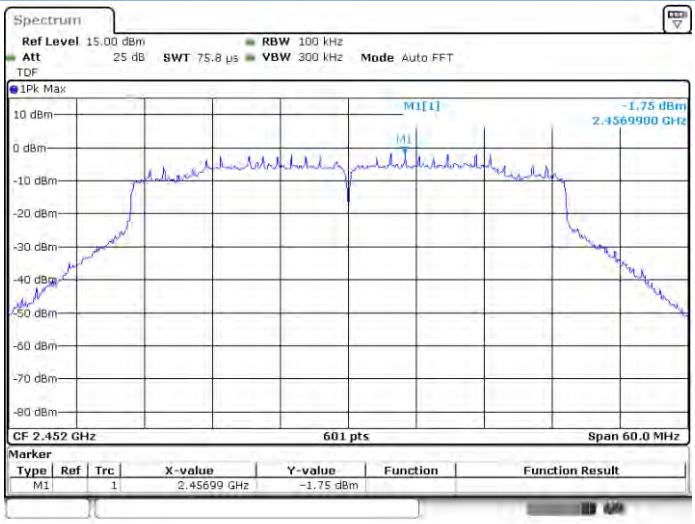

802.11ax-40 MHz (SU) HIGH CHANNEL, SPURIOUS 30 MHz ~ 3 GHz

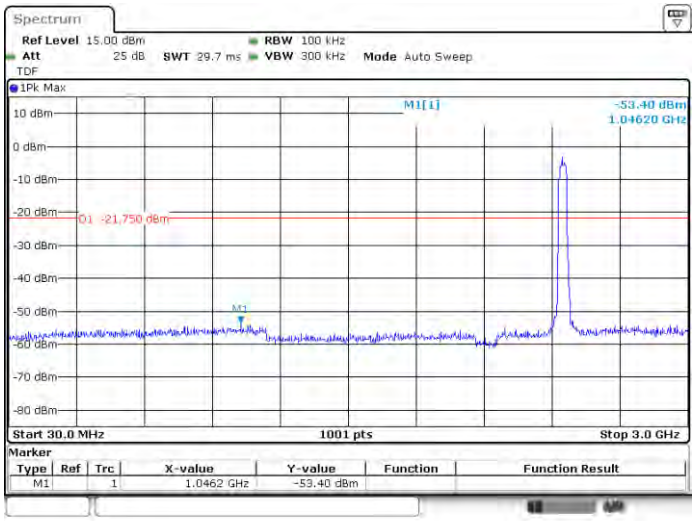

802.11ax-40 MHz (SU) HIGH CHANNEL, SPURIOUS 2 GHz ~ 25 GHz

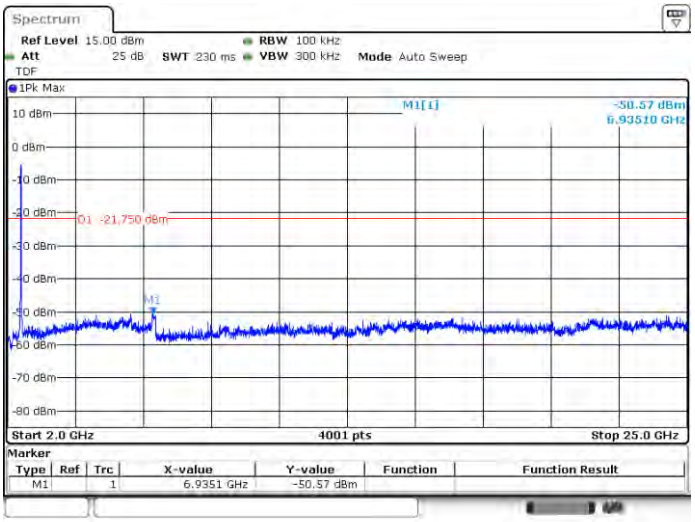

MIMO-Aux. Antenna

802.11g LOW CHANNEL CARRIER LEVEL

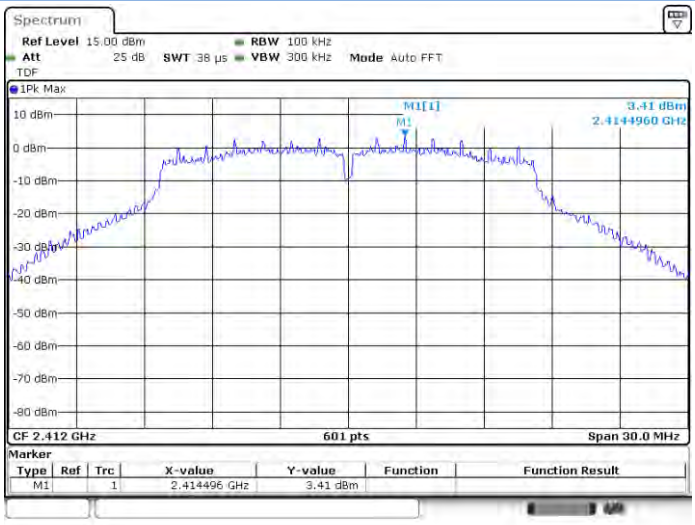

802.11g LOW CHANNEL, SPURIOUS 30 MHz ~ 3 GHz

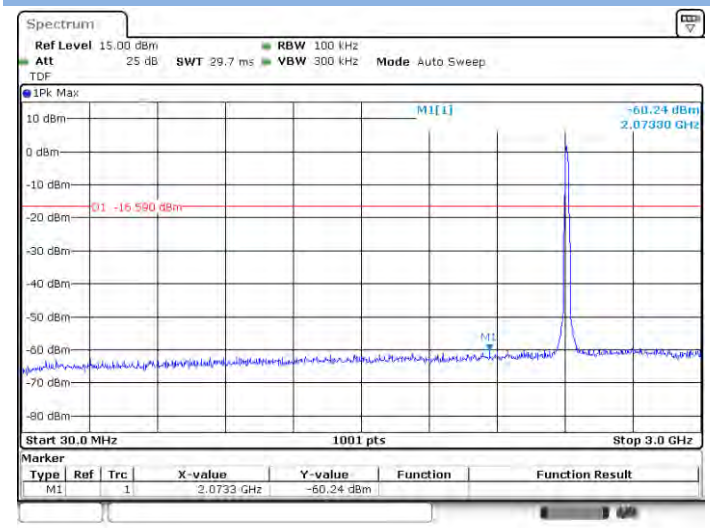

802.11g LOW CHANNEL, SPURIOUS 2 GHz ~ 25 GHz

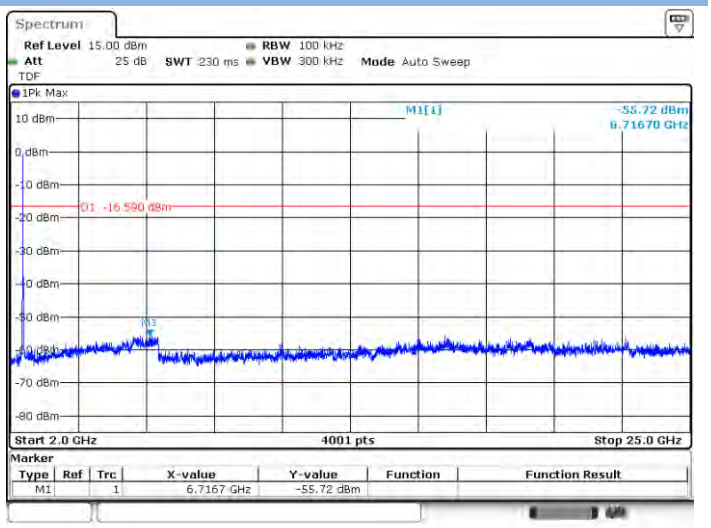

802.11g MIDDLE CHANNEL CARRIER LEVEL

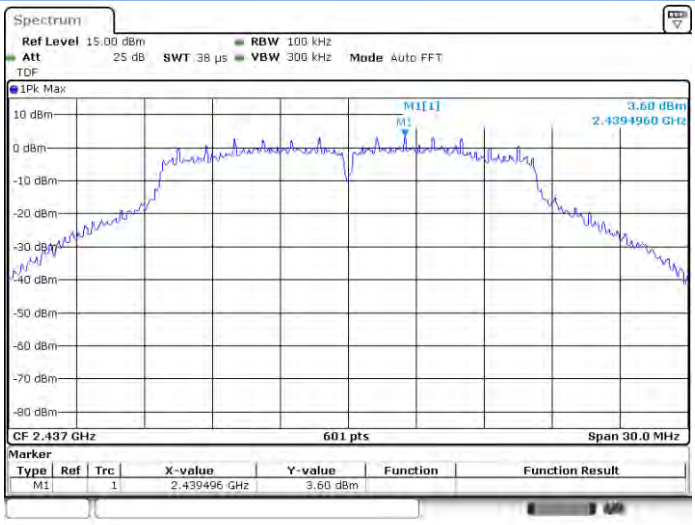

802.11g MIDDLE CHANNEL, SPURIOUS 30 MHz ~ 3 GHz

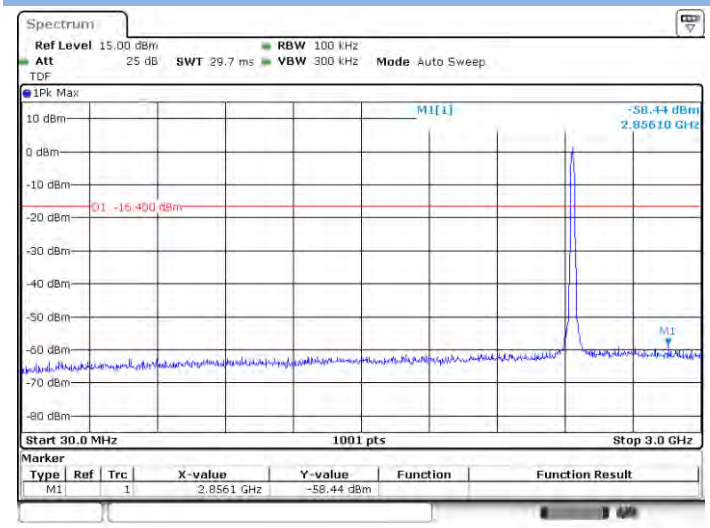

802.11g MIDDLE CHANNEL, SPURIOUS 2 GHz ~ 25 GHz

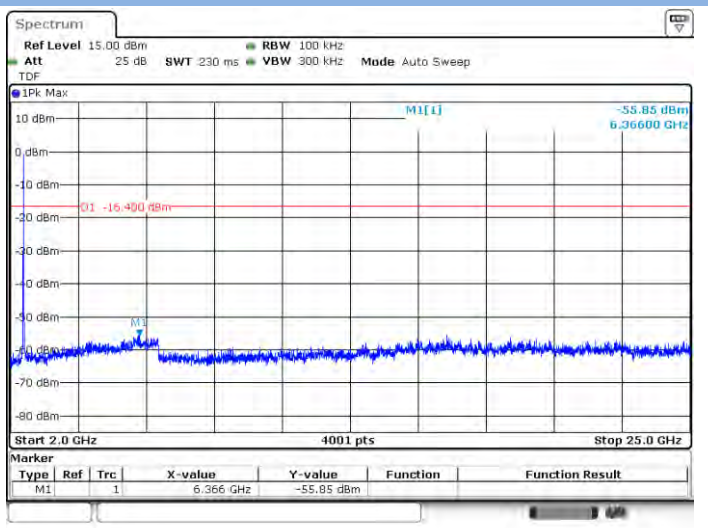

802.11g HIGH CHANNEL CARRIER LEVEL

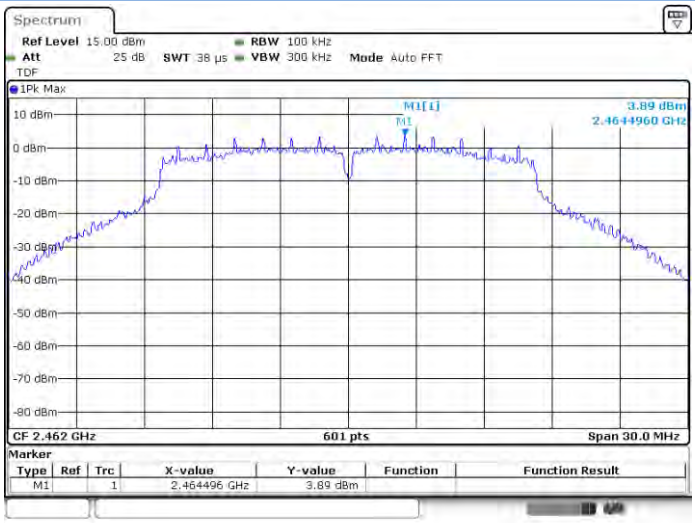

802.11g HIGH CHANNEL, SPURIOUS 30 MHz ~ 3 GHz

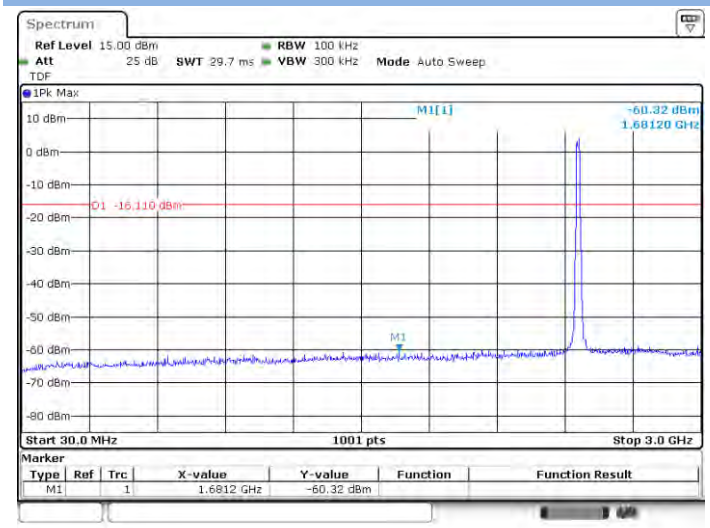

802.11g HIGH CHANNEL, SPURIOUS 2 GHz ~ 25 GHz

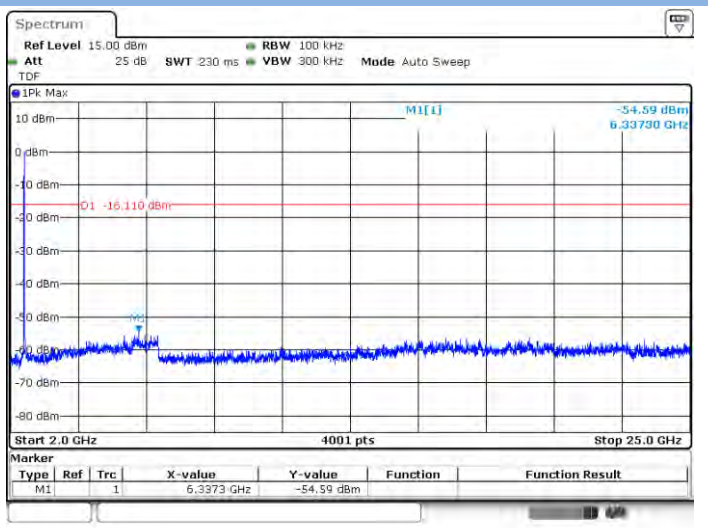

802.11n-20 LOW CHANNEL CARRIER LEVEL

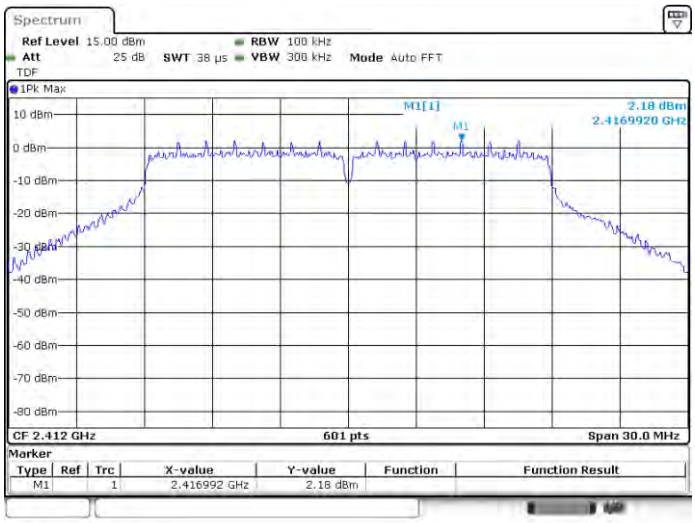

802.11n-20 LOW CHANNEL, SPURIOUS 30 MHz ~ 3 GHz

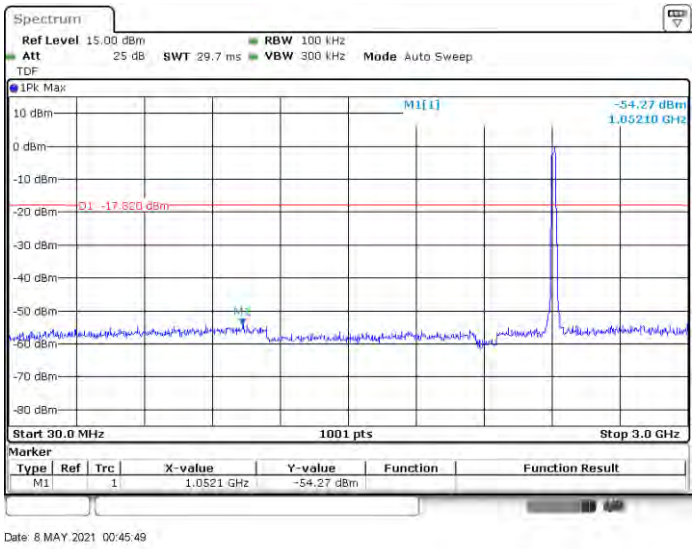

802.11n-20 LOW CHANNEL, SPURIOUS 2 GHz ~ 25 GHz

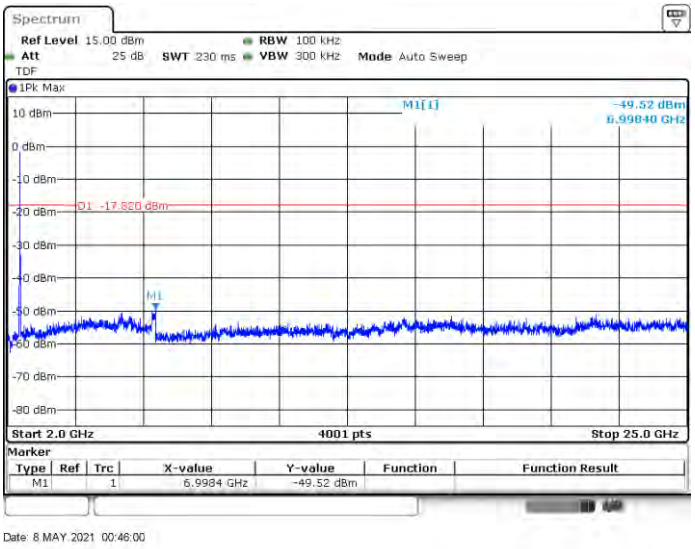

802.11n-20 MIDDLE CHANNEL CARRIER LEVEL

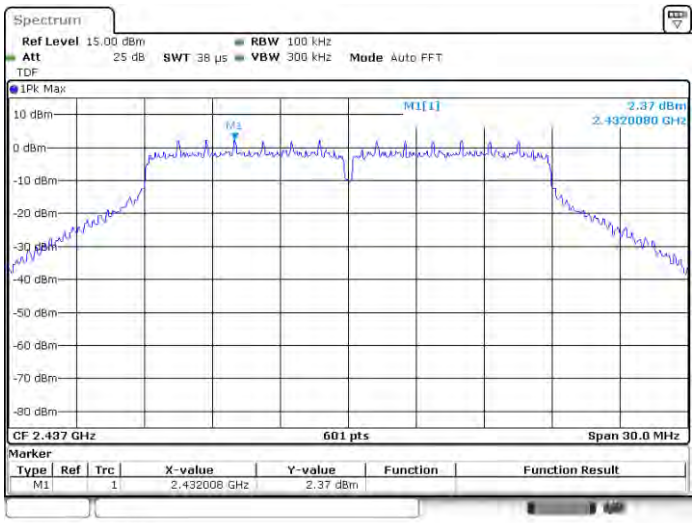

Date: 8 MAY 2021 00:48:56

802.11n-20 MIDDLE CHANNEL, SPURIOUS 30 MHz ~ 3 GHz

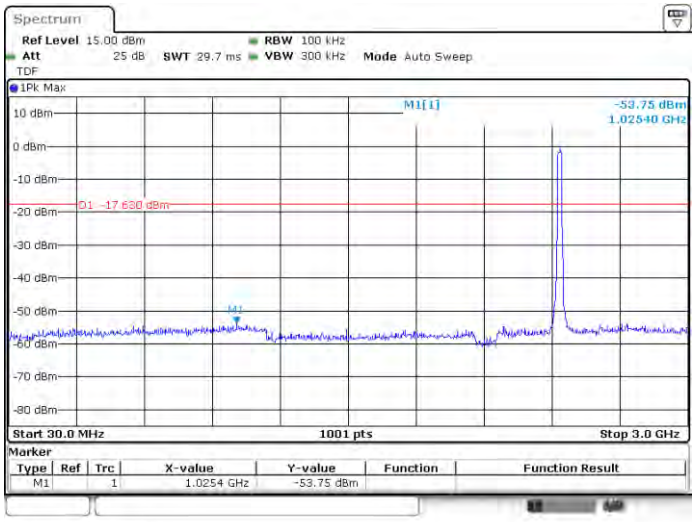

Date: 8 MAY 2021 00:49:21

802.11n-20 MIDDLE CHANNEL, SPURIOUS 2 GHz ~ 25 GHz

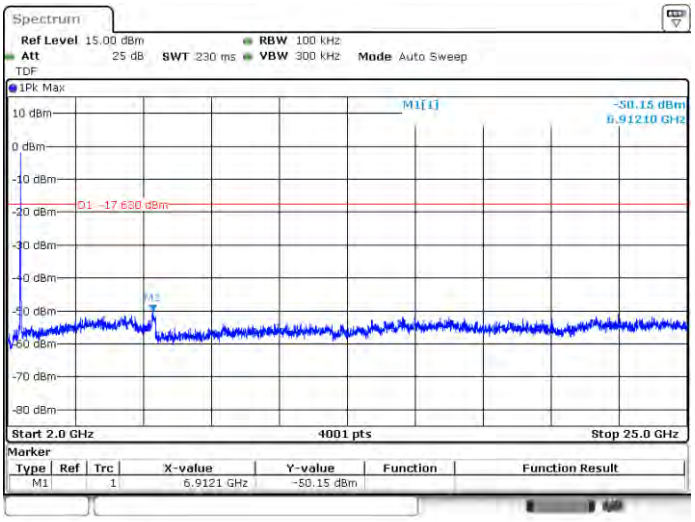

Date: 8 MAY 2021 00:49:43

802.11n-20 HIGH CHANNEL CARRIER LEVEL

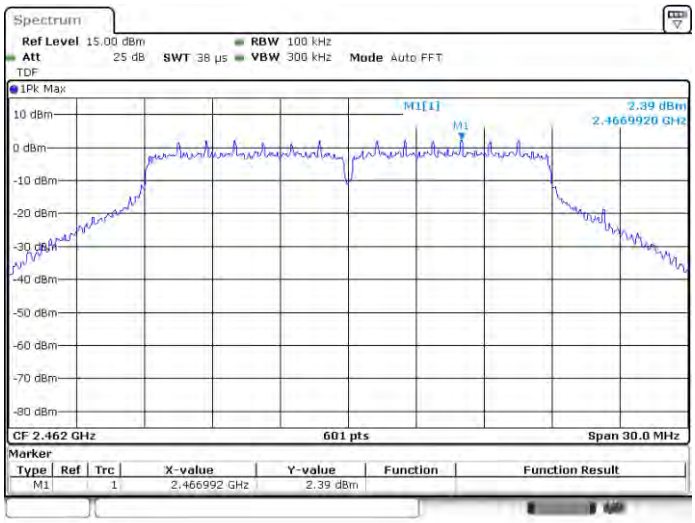

802.11n-20 HIGH CHANNEL, SPURIOUS 30 MHz ~ 3 GHz

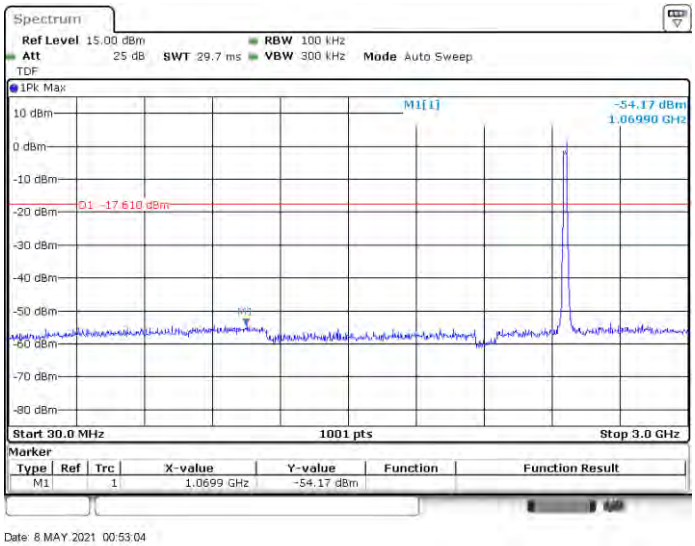

802.11n-20 HIGH CHANNEL, SPURIOUS 2 GHz ~ 25 GHz

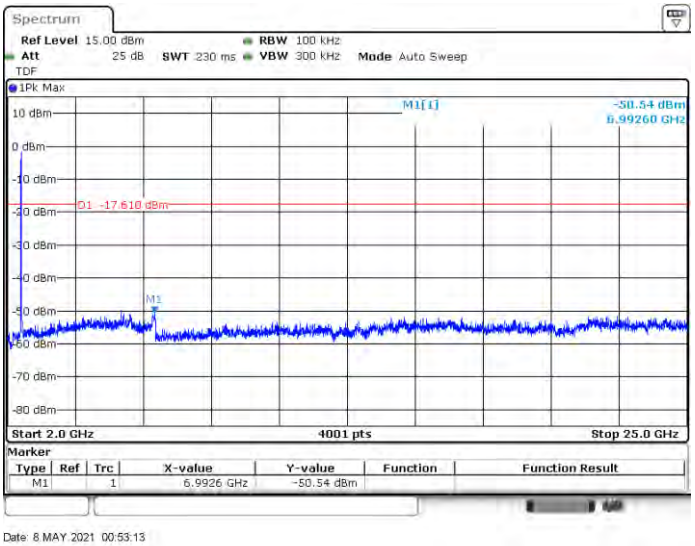

802.11n-40 LOW CHANNEL CARRIER LEVEL

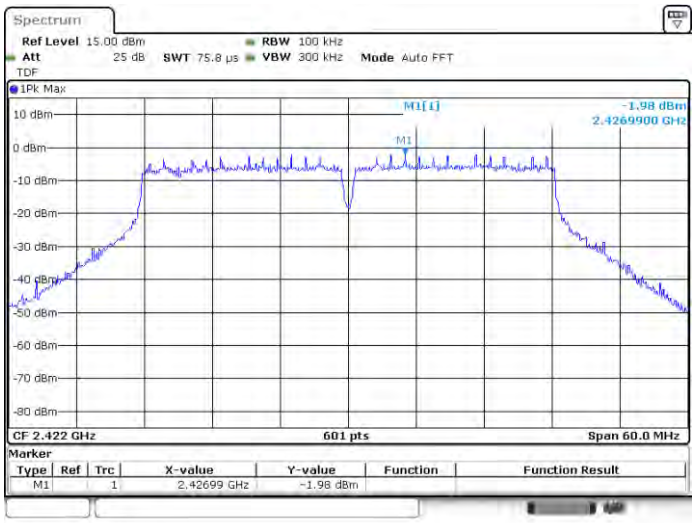

802.11n-40 LOW CHANNEL, SPURIOUS 30 MHz ~ 3 GHz

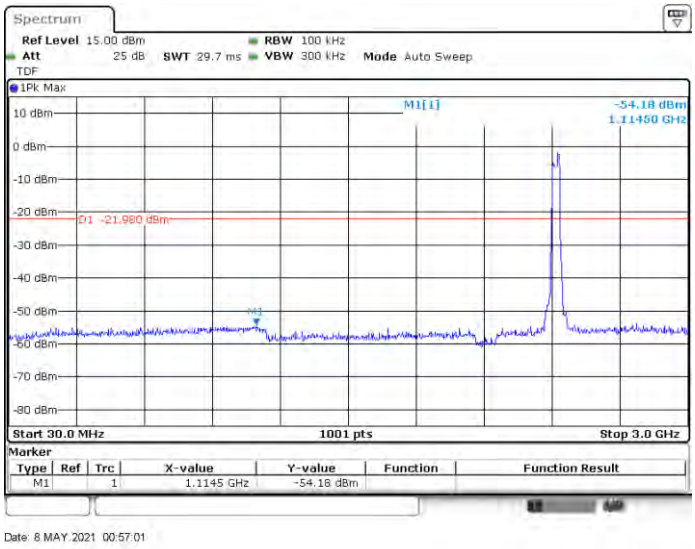

802.11n-40 LOW CHANNEL, SPURIOUS 2 GHz ~ 25 GHz

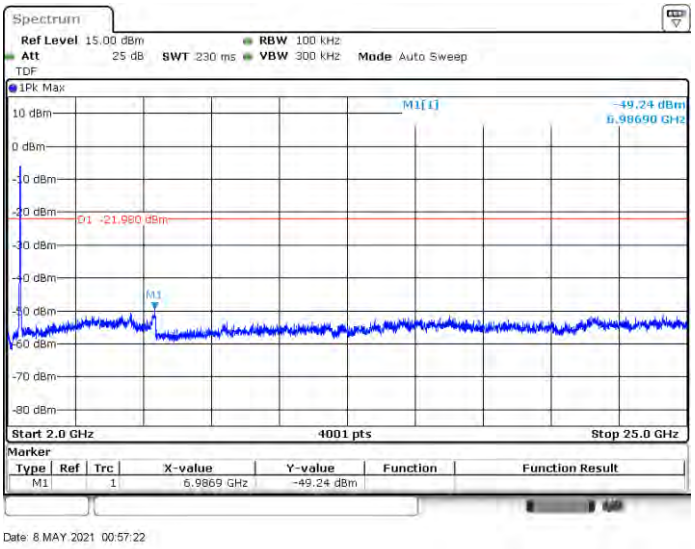

802.11n-40 MIDDLE CHANNEL CARRIER LEVEL

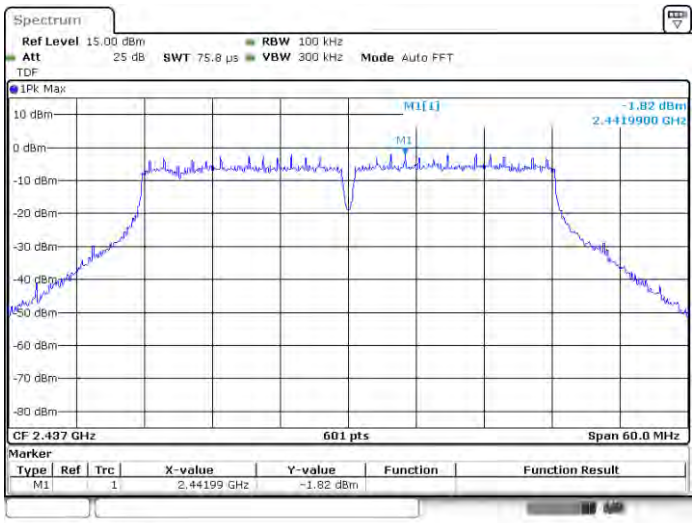

802.11n-40 MIDDLE CHANNEL, SPURIOUS 30 MHz ~ 3 GHz

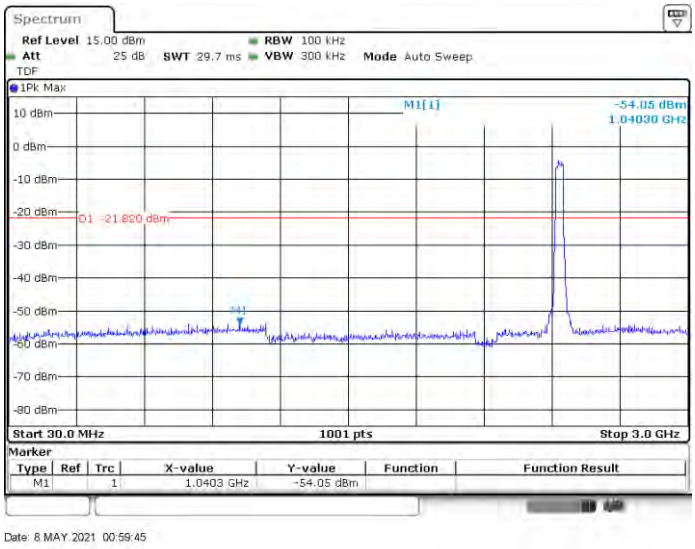

802.11n-40 MIDDLE CHANNEL, SPURIOUS 2 GHz ~ 25 GHz

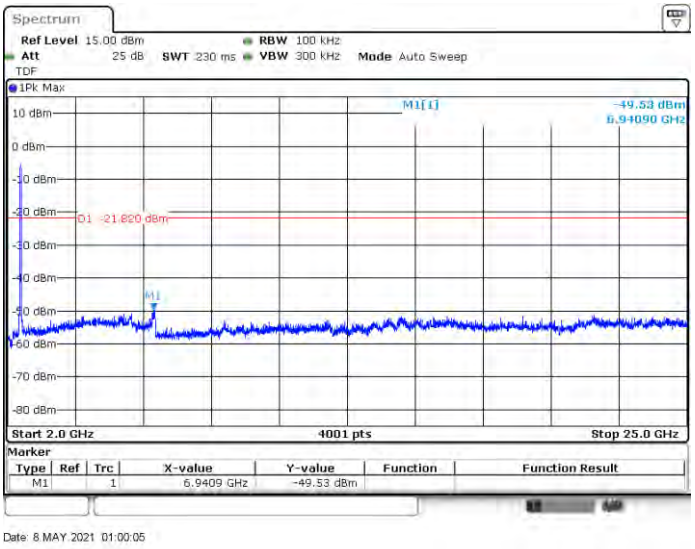

802.11n-40 HIGH CHANNEL CARRIER LEVEL

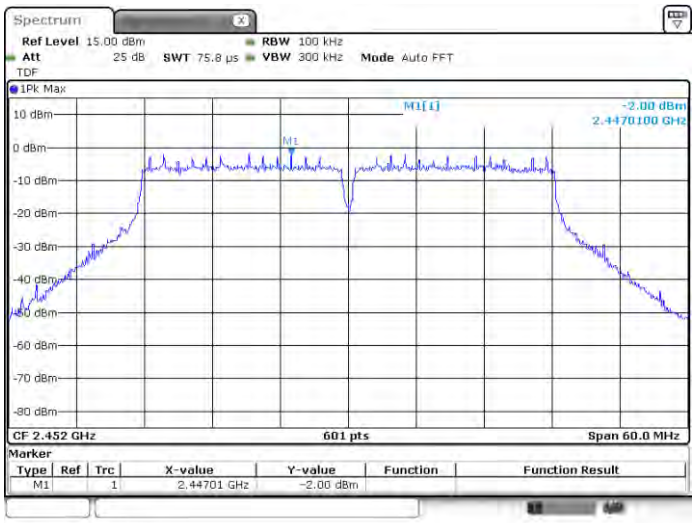

802.11n-40 HIGH CHANNEL, SPURIOUS 30 MHz ~ 3 GHz

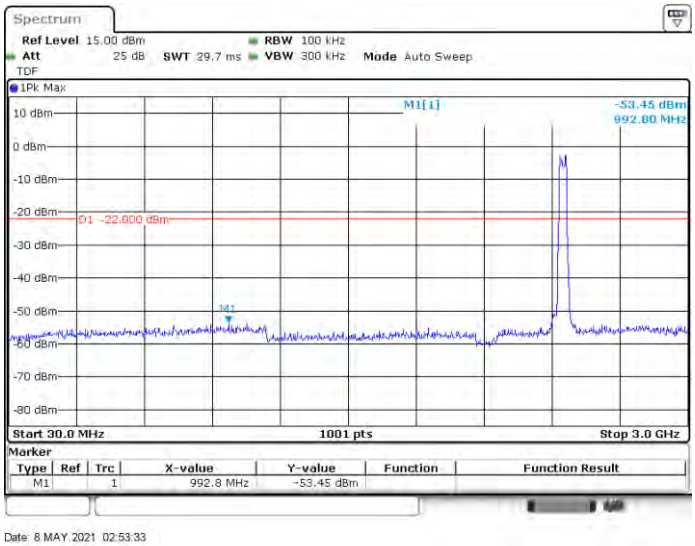

802.11n-40 HIGH CHANNEL, SPURIOUS 2 GHz ~ 25 GHz

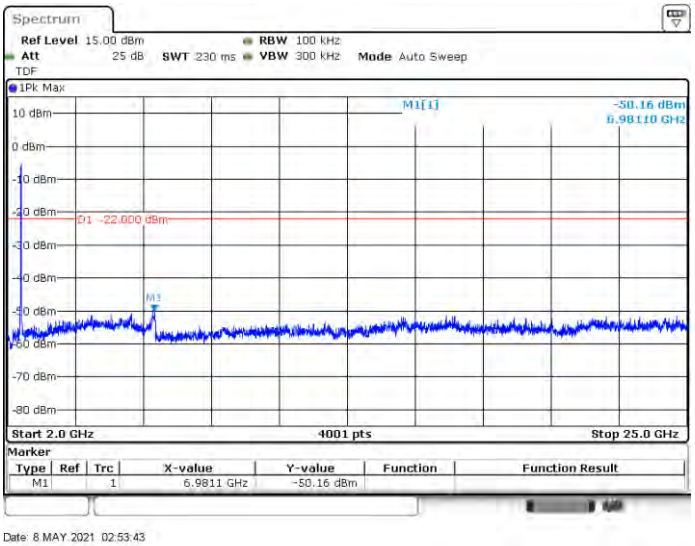

802.11ax-20 MHz (SU) LOW CHANNEL CARRIER LEVEL

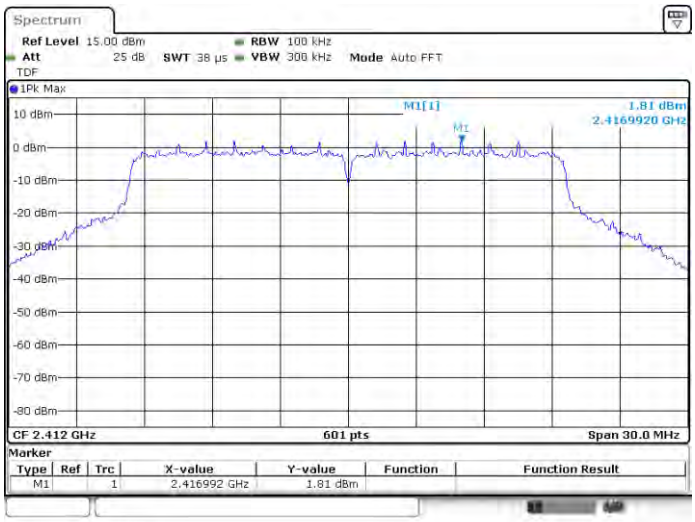

Date: 8 MAY 2021 02:56:28

802.11ax-20 MHz (SU) LOW CHANNEL, SPURIOUS 30 MHz ~ 3 GHz

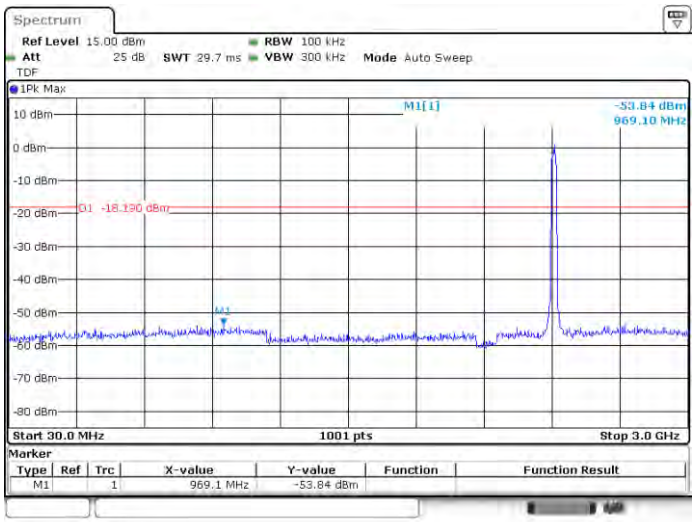

Date: 8 MAY 2021 02:57:02

802.11ax-20 MHz (SU) LOW CHANNEL, SPURIOUS 2 GHz ~ 25 GHz

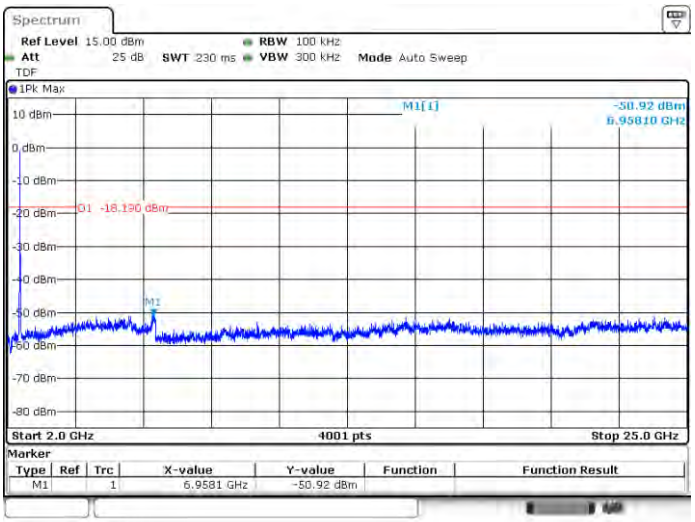

Date: 8 MAY 2021 02:57:11

802.11ax-20 MHz (SU) MIDDLE CHANNEL CARRIER LEVEL

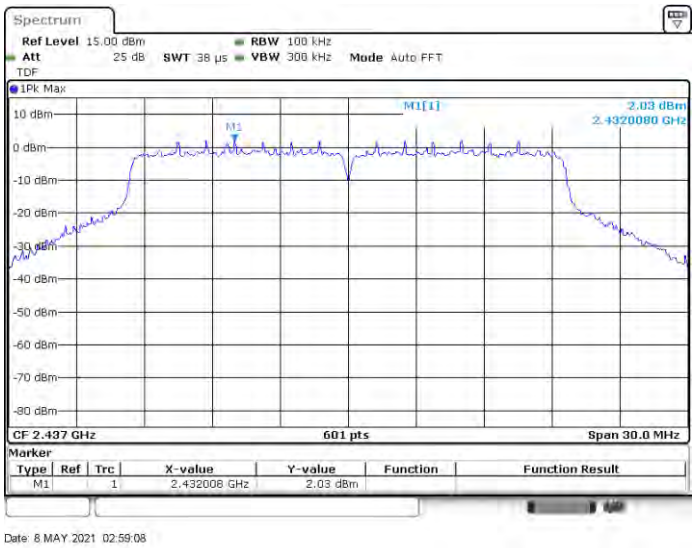

802.11ax-20 MHz (SU) MIDDLE CHANNEL, SPURIOUS 30 MHz ~ 3 GHz

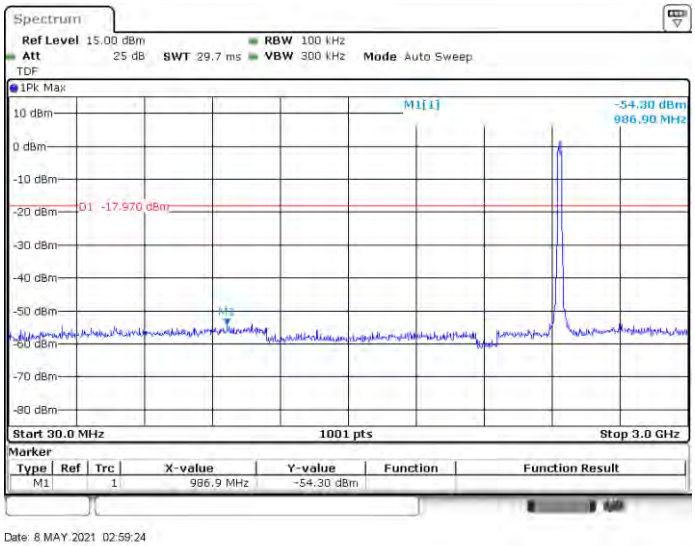

802.11ax-20 MHz (SU) MIDDLE CHANNEL, SPURIOUS 2 GHz ~ 25 GHz

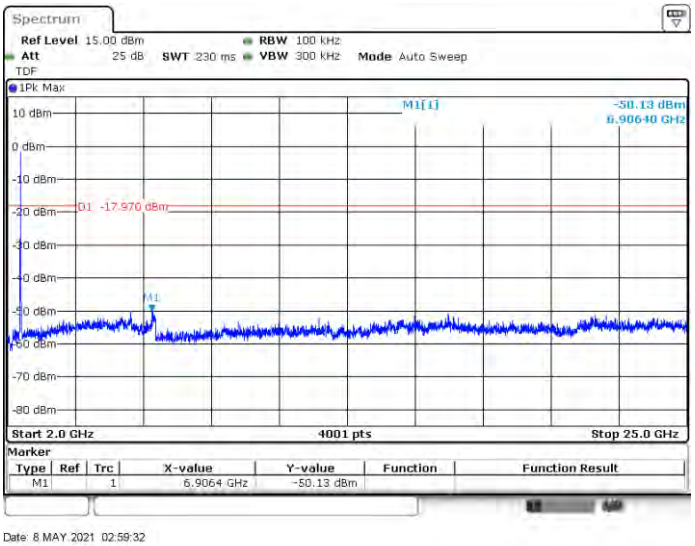

802.11ax-20 MHz (SU) HIGH CHANNEL CARRIER LEVEL

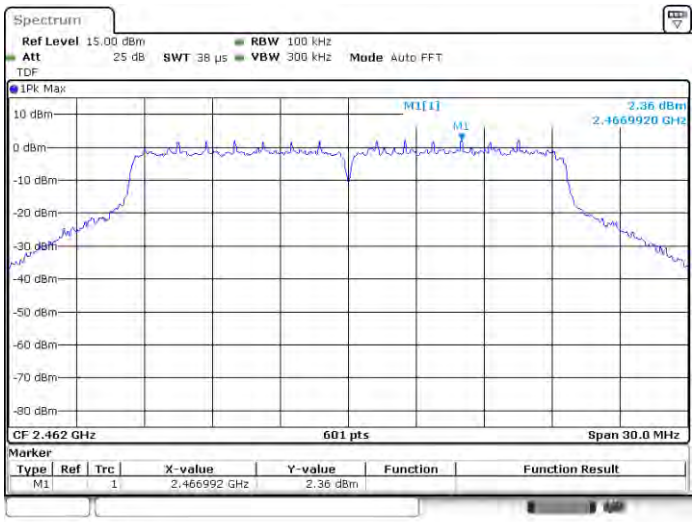

Date: 8 MAY 2021 03:01:15

802.11ax-20 MHz (SU) HIGH CHANNEL, SPURIOUS 30 MHz ~ 3 GHz

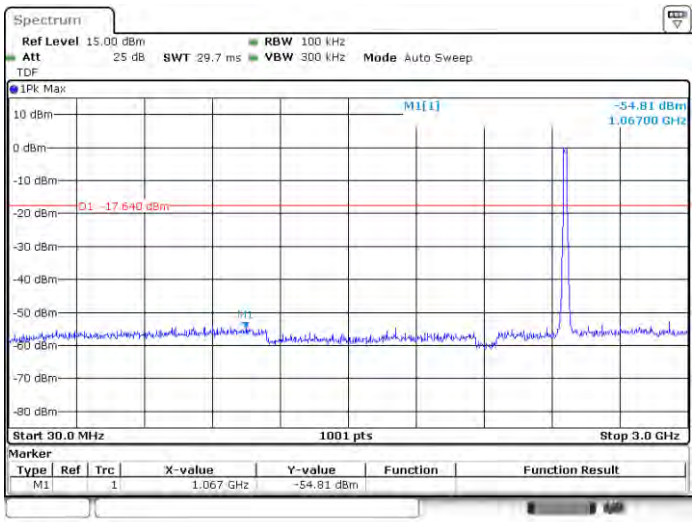

Date: 8 MAY 2021 03:01:49

802.11ax-20 MHz (SU) HIGH CHANNEL, SPURIOUS 2 GHz ~ 25 GHz

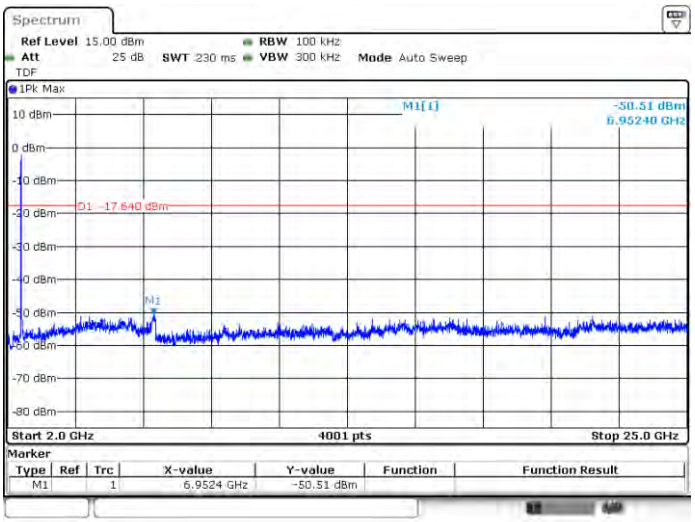

Date: 8 MAY 2021 03:01:59

802.11ax-40 MHz (SU) LOW CHANNEL CARRIER LEVEL

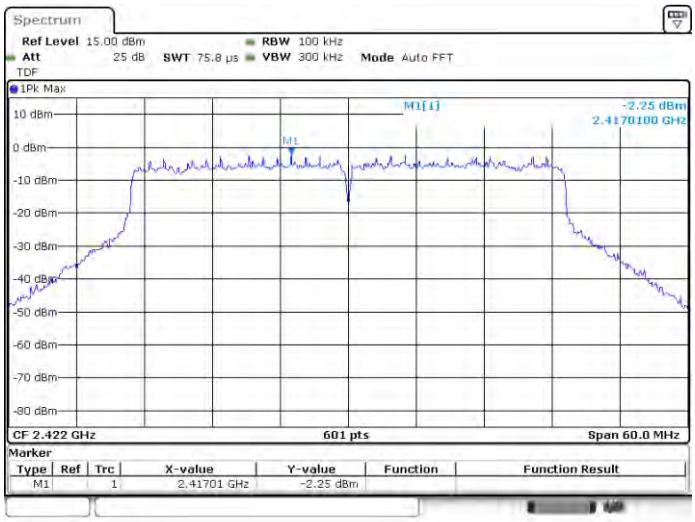

Date: 8 MAY 2021 03:04:17

802.11ax-40 MHz (SU) LOW CHANNEL, SPURIOUS 30 MHz ~ 3 GHz

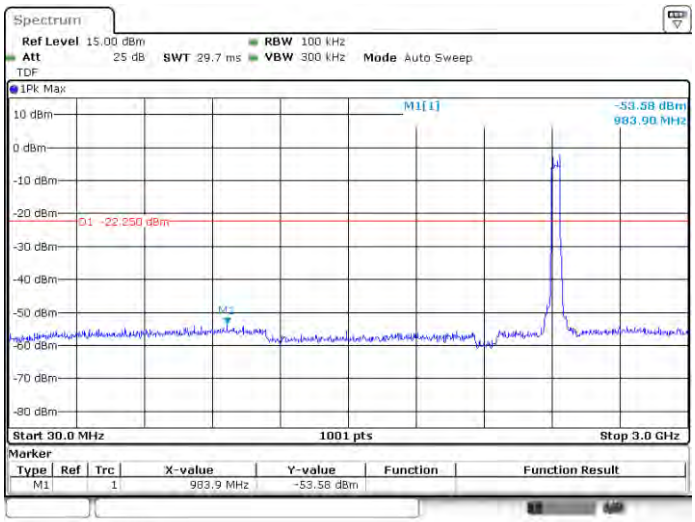

Date: 8 MAY 2021 03:04:34

802.11ax-40 MHz (SU) LOW CHANNEL, SPURIOUS 2 GHz ~ 25 GHz

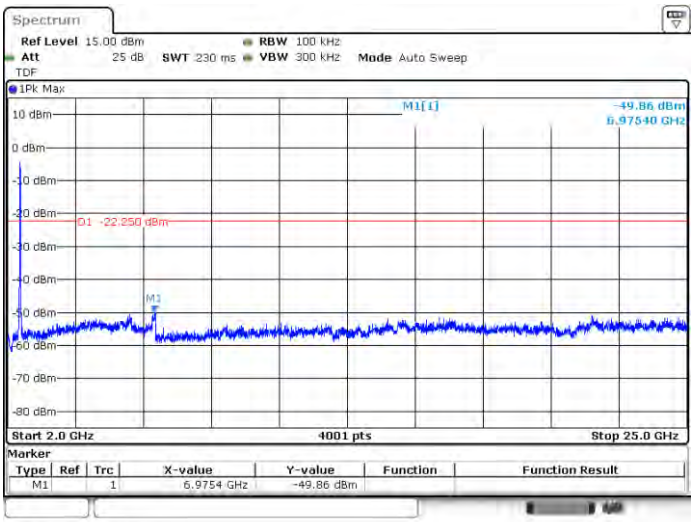

Date: 8 MAY 2021 03:04:48

802.11ax-40 MHz (SU) MIDDLE CHANNEL CARRIER LEVEL

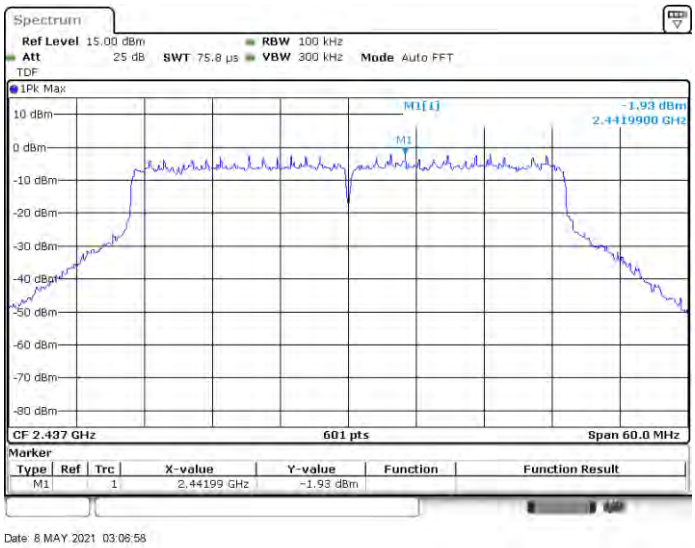

802.11ax-40 MHz (SU) MIDDLE CHANNEL, SPURIOUS 30 MHz ~ 3 GHz

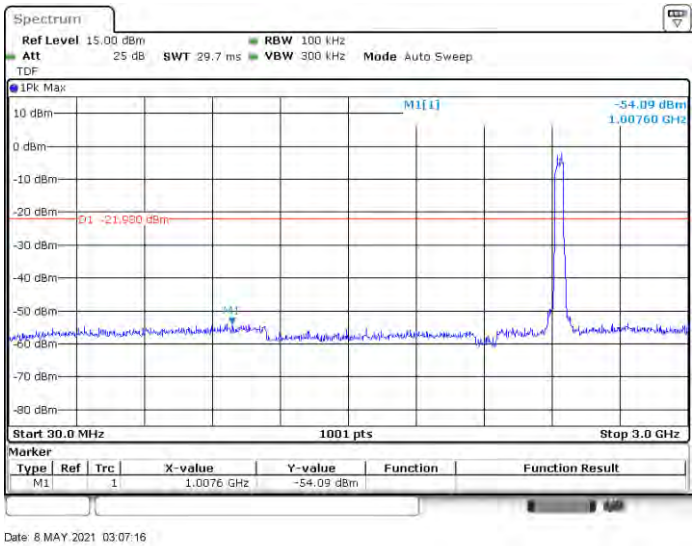

802.11ax-40 MHz (SU) MIDDLE CHANNEL, SPURIOUS 2 GHz ~ 25 GHz

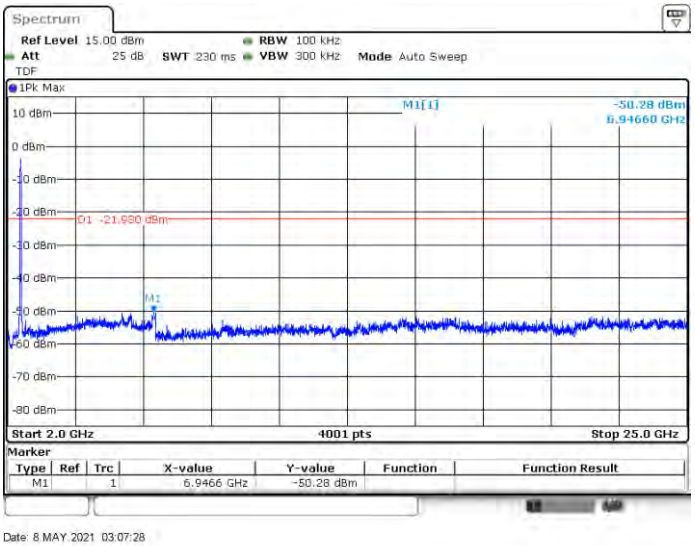

802.11ax-40 MHz (SU) HIGH CHANNEL CARRIER LEVEL

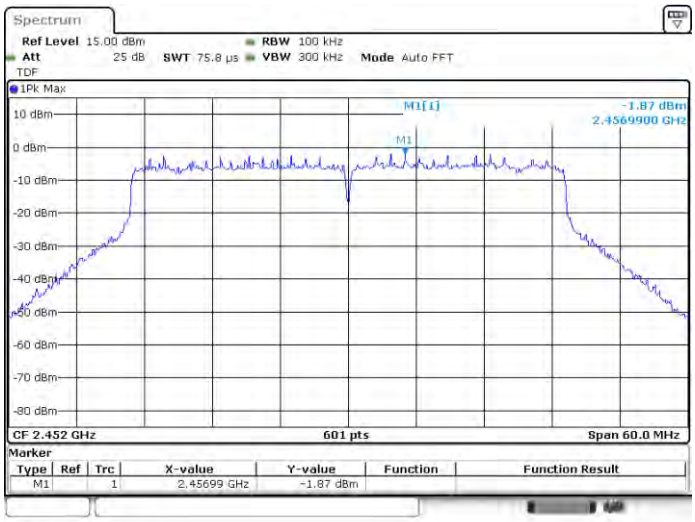

Date: 8 MAY 2021 03:09:07

802.11ax-40 MHz (SU) HIGH CHANNEL, SPURIOUS 30 MHz ~ 3 GHz

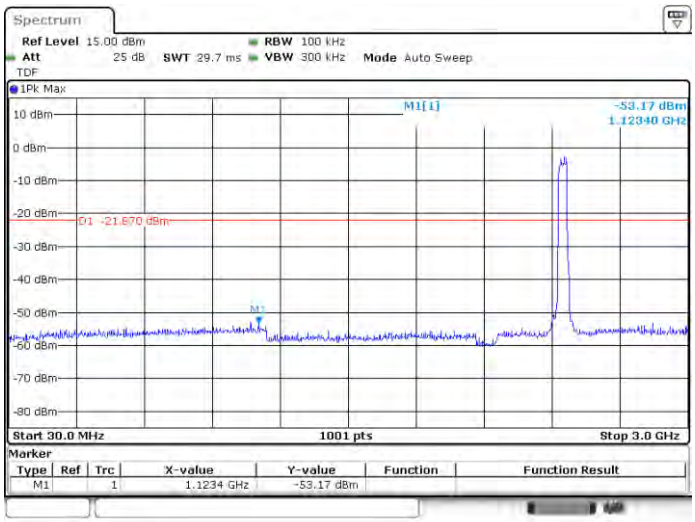

Date: 8 MAY 2021 03:09:39

802.11ax-40 MHz (SU) HIGH CHANNEL, SPURIOUS 2 GHz ~ 25 GHz

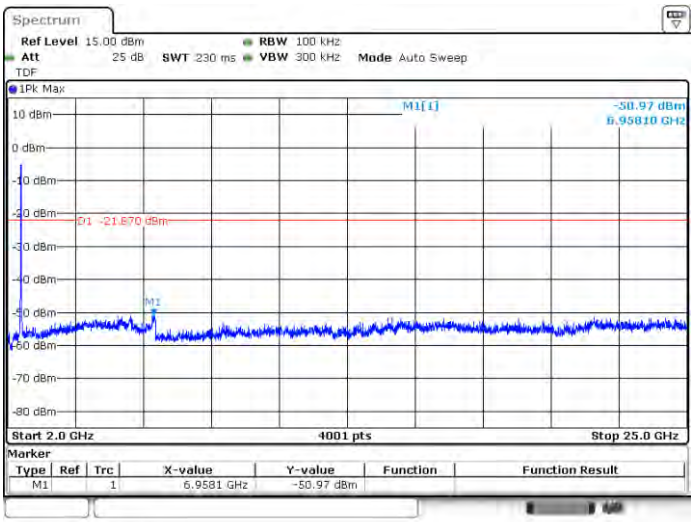

Date: 8 MAY 2021 03:10:04

A.4 Band Edge (Authorized-band band-edge)

Note 1: The 99% OBW of the fundamental emission is without 2 MHz of the authorized band.
Note 2: All the configurations were pre tested, only the worst configuration has been reported in this report.

Test Data

Main Antenna

802.11b Mode:

Channel	Measured Max. Band Edge Emission (dBm)	Limit (dBm)		Verdict
		Carrier Level	Calculated 20 dBc Limit	
Low Channel	-47.39	4.43	-15.57	Pass
High Channel	-47.97	4.11	-15.89	Pass

802.11g Mode:

Channel	Measured Max. Band Edge Emission (dBm)	Limit (dBm)		Verdict
		Carrier Level	Calculated 20 dBc Limit	
Low Channel	-28.40	2.65	-17.35	Pass
High Channel	-47.89	3.47	-16.53	Pass

802.11n-20 MHz Mode:

Channel	Measured Max. Band Edge Emission (dBm)	Limit (dBm)		Verdict
		Carrier Level	Calculated 20 dBc Limit	
Low Channel	-28.78	3.03	-16.97	Pass
High Channel	-48.26	2.96	-17.04	Pass

802.11n-40 MHz Mode:

Channel	Measured Max. Band Edge Emission (dBm)	Limit (dBm)		Verdict
		Carrier Level	Calculated 20 dBc Limit	
Low Channel	-32.80	-1.22	-21.22	Pass
High Channel	-47.34	-1.16	-21.16	Pass

802.11ax-20 MHz (SU) Mode:

Channel	Measured Max. Band Edge Emission (dBm)	Limit (dBm)		Verdict
		Carrier Level	Calculated 20 dBc Limit	
Low Channel	-28.78	2.56	-17.44	Pass
High Channel	-47.93	2.53	-17.47	Pass

802.11ax-40 MHz (SU) Mode:

Channel	Measured Max. Band Edge Emission (dBm)	Limit (dBm)		Verdict
		Carrier Level	Calculated 20 dBc Limit	
Low Channel	-33.47	-2.26	-22.26	Pass
High Channel	-47.38	-1.92	-21.92	Pass

Aux. Antenna

802.11b Mode：

Channel	Measured Max. Band Edge Emission (dBm)	Limit (dBm)		Verdict
		Carrier Level	Calculated 20 dBc Limit	
Low Channel	-48.06	3.79	-16.21	Pass
High Channel	-48.22	4.57	-15.43	Pass

802.11g Mode：

Channel	Measured Max. Band Edge Emission (dBm)	Limit (dBm)		Verdict
		Carrier Level	Calculated 20 dBc Limit	
Low Channel	-28.97	3.01	-16.99	Pass
High Channel	-47.81	3.91	-16.09	Pass

802.11n-20 MHz Mode:

Channel	Measured Max. Band Edge Emission (dBm)	Limit (dBm)		Verdict
		Carrier Level	Calculated 20 dBc Limit	
Low Channel	-28.57	1.99	-18.01	Pass
High Channel	-47.47	2.28	-17.72	Pass

802.11n-40 MHz Mode:

Channel	Measured Max. Band Edge Emission (dBm)	Limit (dBm)		Verdict
		Carrier Level	Calculated 20 dBc Limit	
Low Channel	-32.71	-1.88	-21.88	Pass
High Channel	-48.52	-1.97	-21.97	Pass

802.11ax-20 MHz (SU) Mode:

Channel	Measured Max. Band Edge Emission (dBm)	Limit (dBm)		Verdict
		Carrier Level	Calculated 20 dBc Limit	
Low Channel	-27.73	2.07	-17.93	Pass
High Channel	-47.84	2.03	-17.97	Pass

802.11ax-40 MHz (SU) Mode:

Channel	Measured Max. Band Edge Emission (dBm)	Limit (dBm)		Verdict
		Carrier Level	Calculated 20 dBc Limit	
Low Channel	-32.92	-2.68	-22.68	Pass
High Channel	-48.30	-2.16	-22.16	Pass

MIMO-Main Antenna

802.11g Mode：

Channel	Measured Max. Band Edge Emission (dBm)	Limit (dBm)		Verdict
		Carrier Level	Calculated 20 dBc Limit	
Low Channel	-29.31	3.21	-16.79	Pass
High Channel	-47.82	3.36	-16.64	Pass

802.11n-20 MHz Mode:

Channel	Measured Max. Band Edge Emission (dBm)	Limit (dBm)		Verdict
		Carrier Level	Calculated 20 dBc Limit	
Low Channel	-29.27	3.11	-16.89	Pass
High Channel	-48.28	2.59	-17.41	Pass

802.11n-40 MHz Mode:

Channel	Measured Max. Band Edge Emission (dBm)	Limit (dBm)		Verdict
		Carrier Level	Calculated 20 dBc Limit	
Low Channel	-32.29	-1.18	-21.18	Pass
High Channel	-47.45	-1.43	-21.43	Pass

802.11ax-20 MHz (SU) Mode:

Channel	Measured Max. Band Edge Emission (dBm)	Limit (dBm)		Verdict
		Carrier Level	Calculated 20 dBc Limit	
Low Channel	-29.07	2.57	-17.43	Pass
High Channel	-48.08	1.59	-18.41	Pass

802.11ax-40 MHz (SU) Mode:

Channel	Measured Max. Band Edge Emission (dBm)	Limit (dBm)		Verdict
		Carrier Level	Calculated 20 dBc Limit	
Low Channel	-32.89	-1.94	-21.94	Pass
High Channel	-47.66	-1.75	-21.75	Pass

MIMO-Aux. Antenna

802.11g Mode：

Channel	Measured Max. Band Edge Emission (dBm)	Limit (dBm)		Verdict
		Carrier Level	Calculated 20 dBc Limit	
Low Channel	-28.64	3.41	-16.59	Pass
High Channel	-47.80	3.89	-16.11	Pass

802.11n-20 MHz Mode:

Channel	Measured Max. Band Edge Emission (dBm)	Limit (dBm)		Verdict
		Carrier Level	Calculated 20 dBc Limit	
Low Channel	-28.46	2.18	-17.82	Pass
High Channel	-47.66	2.39	-17.61	Pass

802.11n-40 MHz Mode:

Channel	Measured Max. Band Edge Emission (dBm)	Limit (dBm)		Verdict
		Carrier Level	Calculated 20 dBc Limit	
Low Channel	-32.82	-1.98	-21.98	Pass
High Channel	-47.61	-2.00	-22.00	Pass

802.11ax-20 MHz (SU) Mode:

Channel	Measured Max. Band Edge Emission (dBm)	Limit (dBm)		Verdict
		Carrier Level	Calculated 20 dBc Limit	
Low Channel	-27.64	1.81	-18.19	Pass
High Channel	-47.17	2.36	-17.64	Pass

802.11ax-40 MHz (SU) Mode:

Channel	Measured Max. Band Edge Emission (dBm)	Limit (dBm)		Verdict
		Carrier Level	Calculated 20 dBc Limit	
Low Channel	-33.18	-2.25	-22.25	Pass
High Channel	-47.86	-1.87	-21.87	Pass

Test Plots

Main Antenna

802.11b LOW CHANNEL, Carrier level

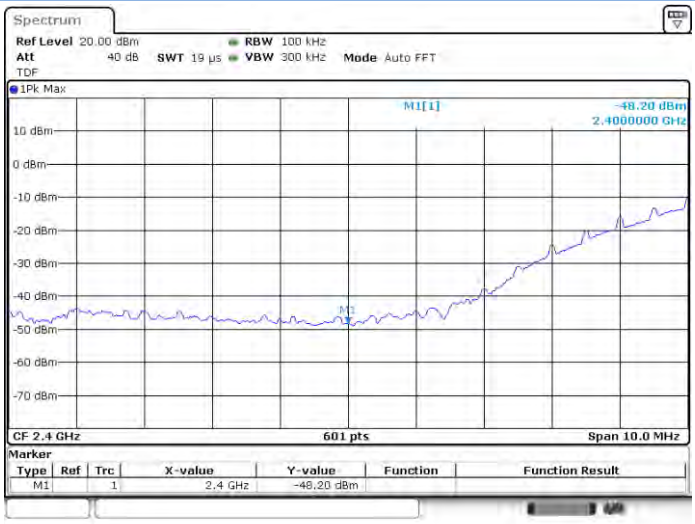

802.11b LOW CHANNEL, Reference level

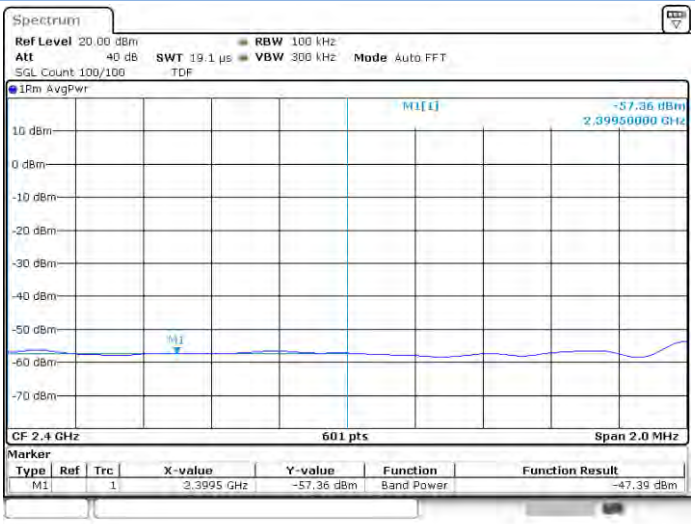

802.11b HIGH CHANNEL, Carrier level

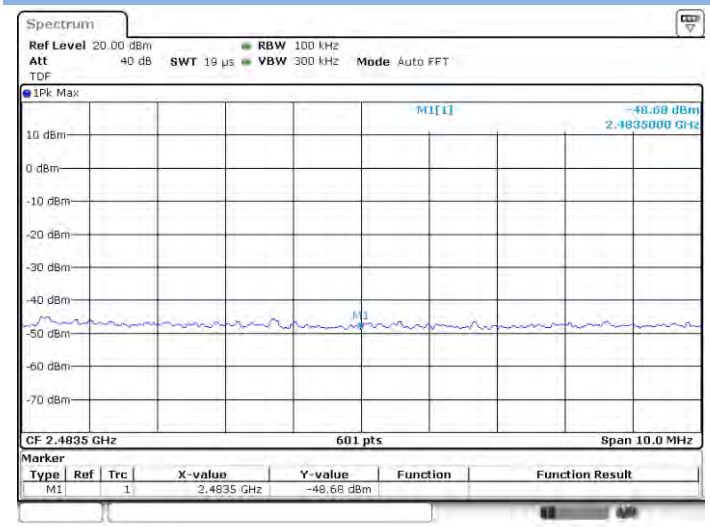

802.11b HIGH CHANNEL, Reference level

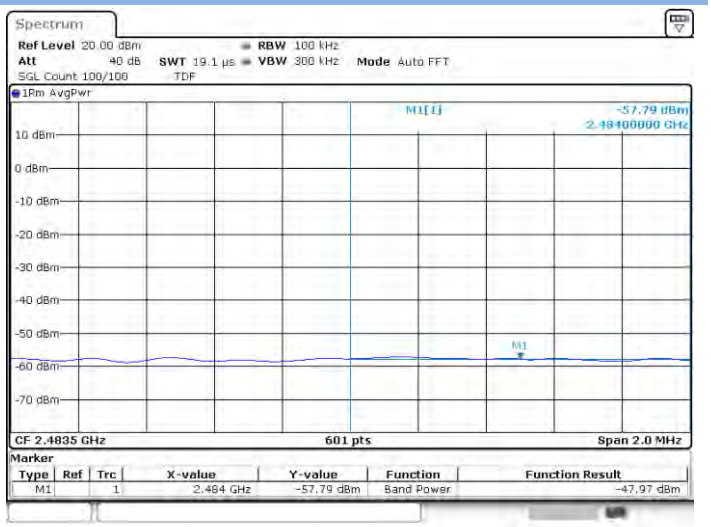

802.11g LOW CHANNEL, Carrier level

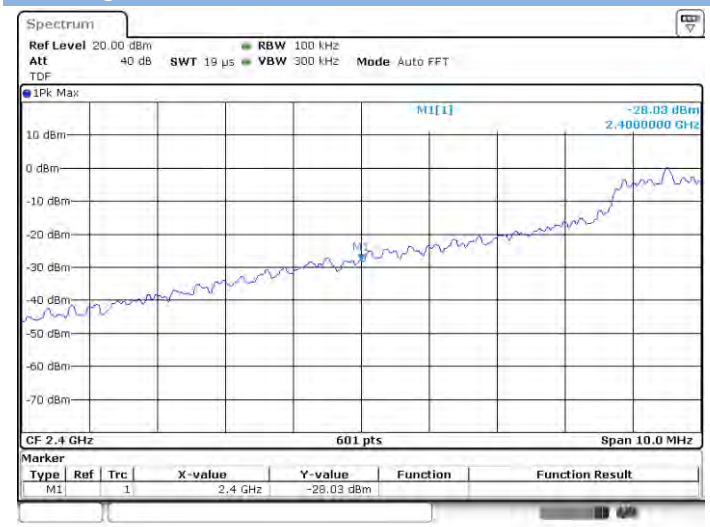

802.11g LOW CHANNEL, Reference level

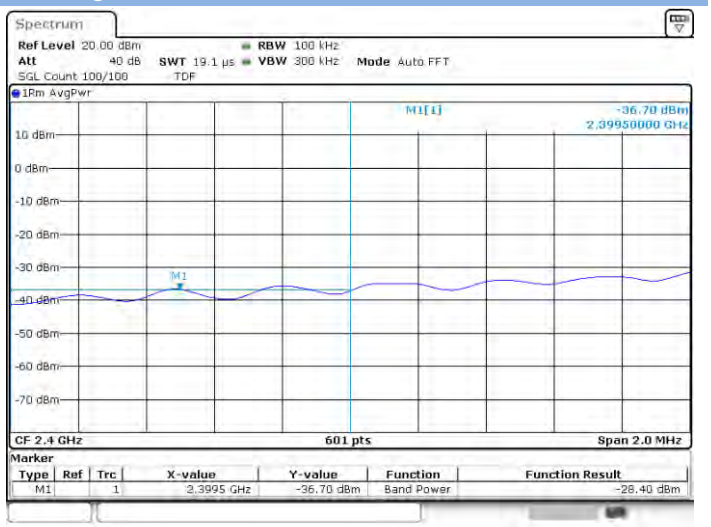

802.11g HIGH CHANNEL, Carrier level

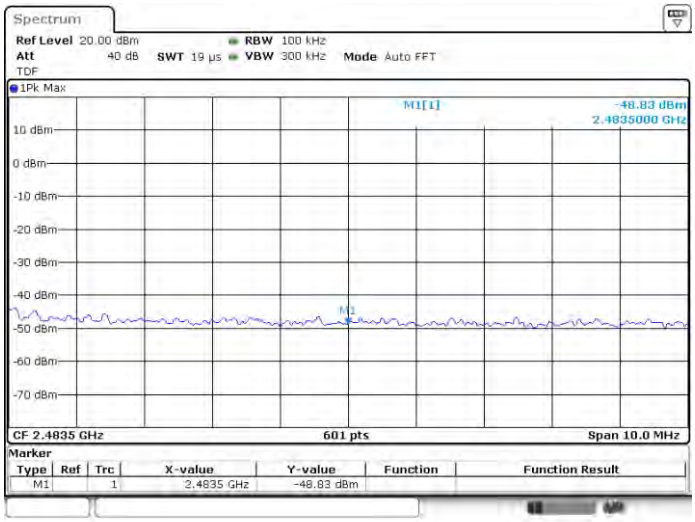

802.11g HIGH CHANNEL, Reference level

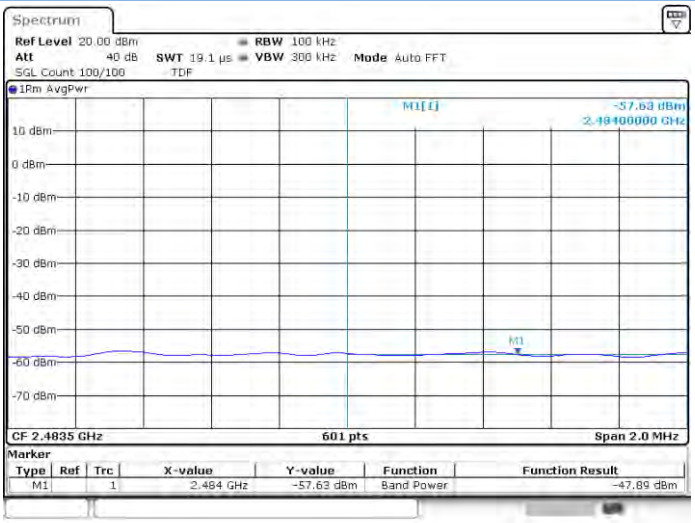

802.11n-20 MHz LOW CHANNEL, Carrier level

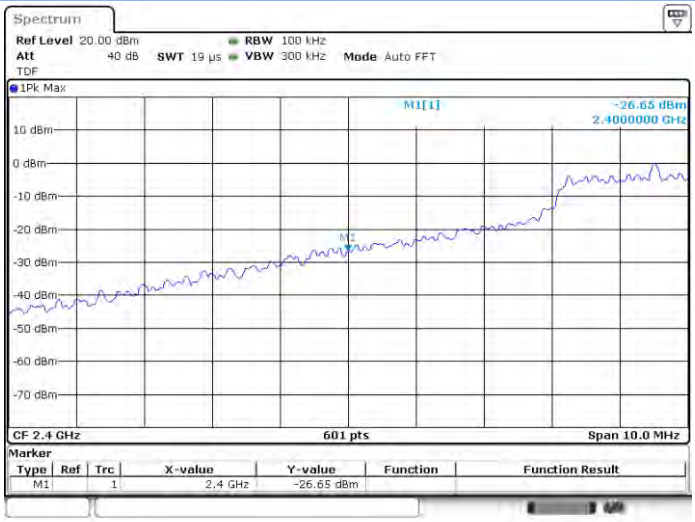

802.11n-20 MHz LOW CHANNEL, Reference level

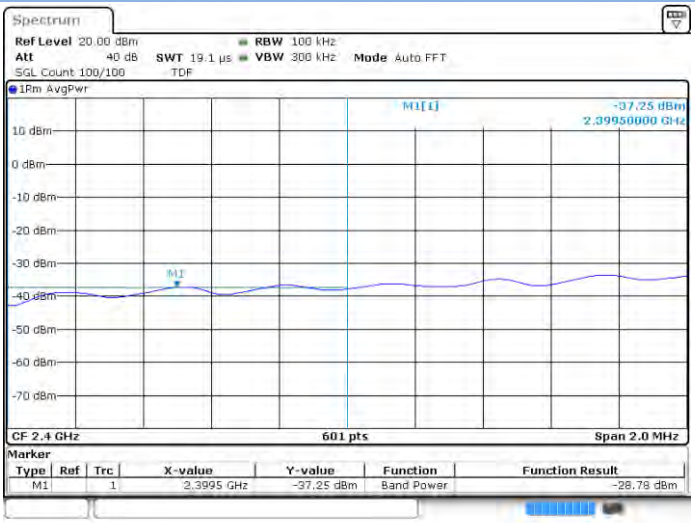

802.11n-20 MHz HIGH CHANNEL, Carrier level

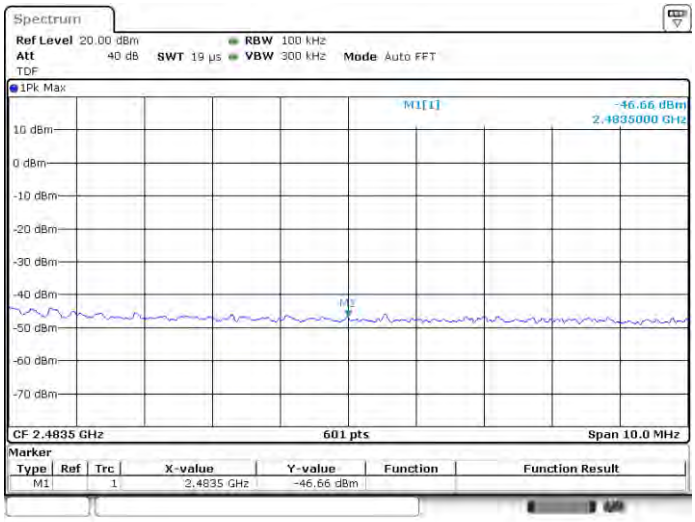

802.11n-20 MHz HIGH CHANNEL, Reference level

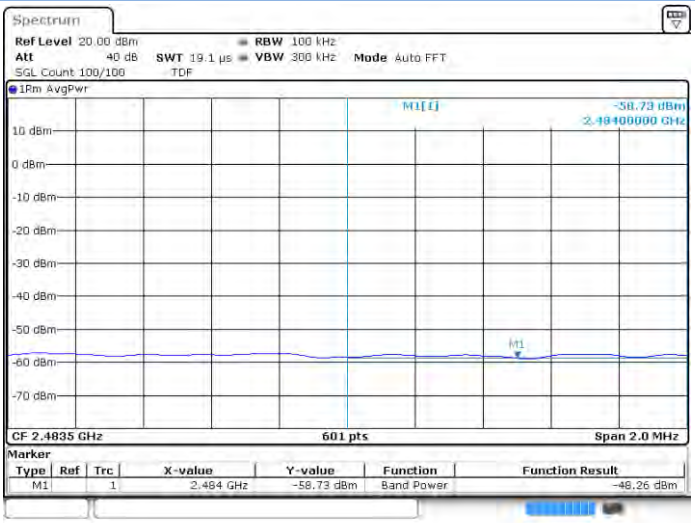

802.11n-40 MHz LOW CHANNEL, Carrier level

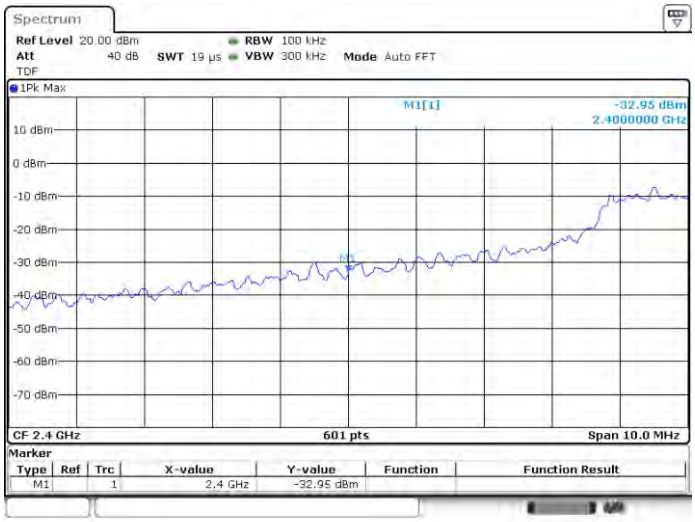

802.11n-40 MHz LOW CHANNEL, Reference level

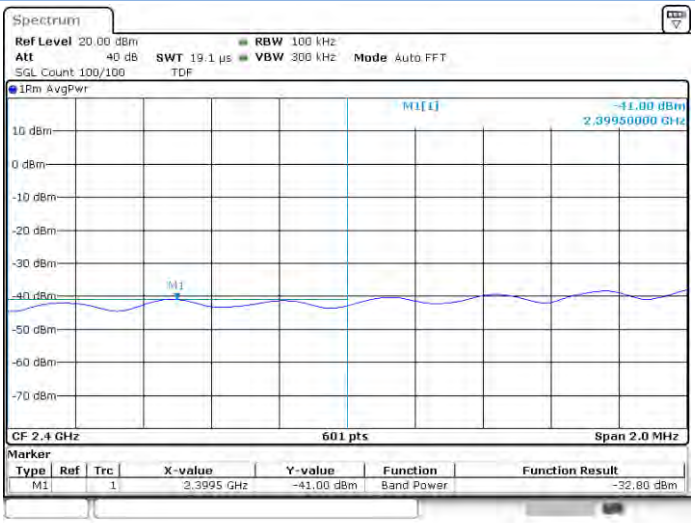

802.11n-40 MHz HIGH CHANNEL, Carrier level

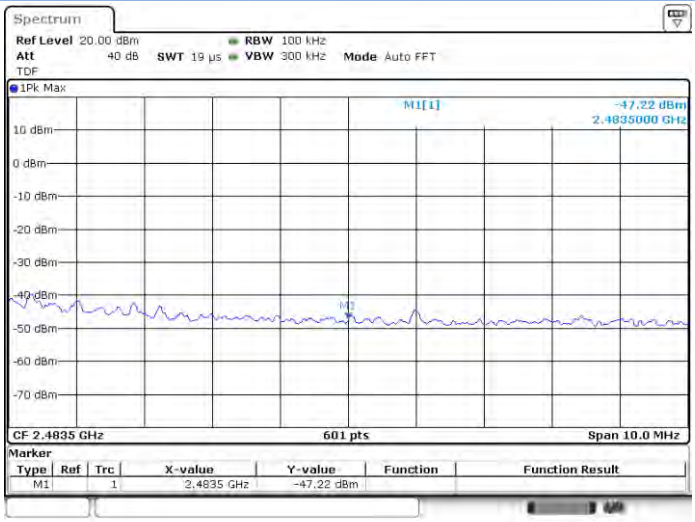

802.11n-40 MHz HIGH CHANNEL, Reference level

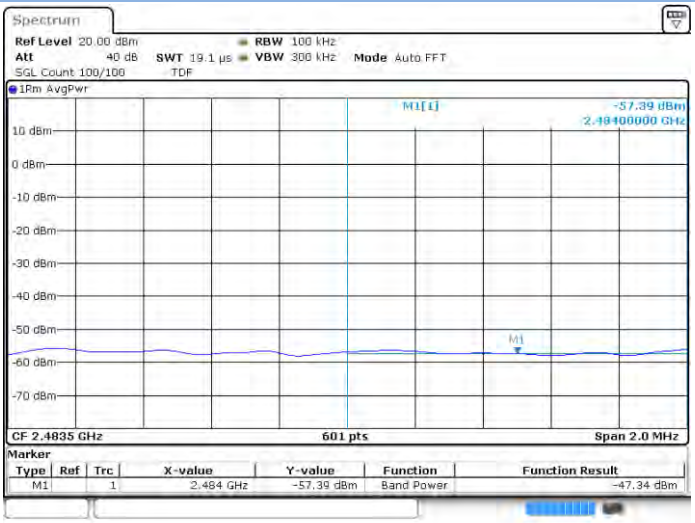

802.11ax-20 MHz (SU) LOW CHANNEL, Carrier level

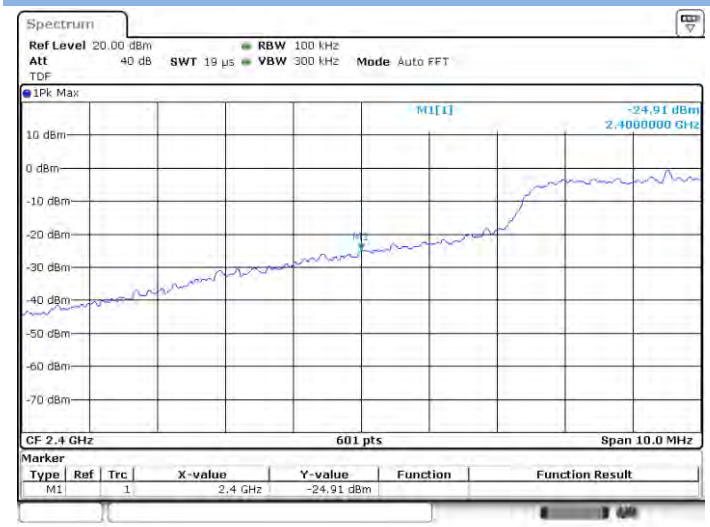

802.11ax-20 MHz (SU) LOW CHANNEL, Reference level

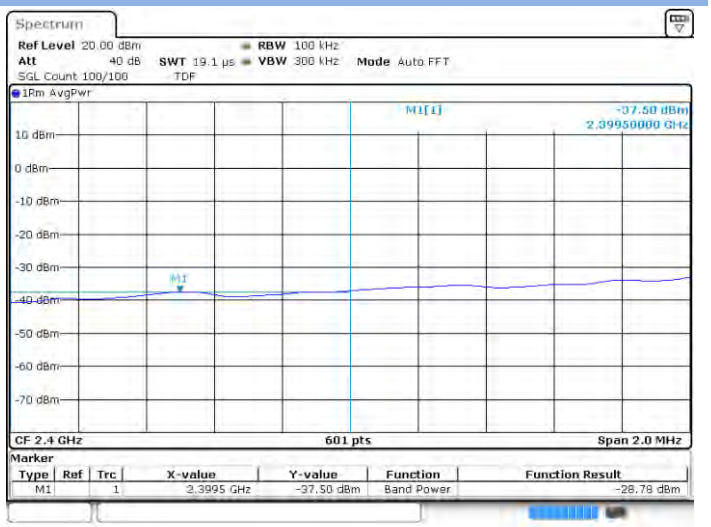

802.11ax-20 MHz (SU) HIGH CHANNEL, Carrier level

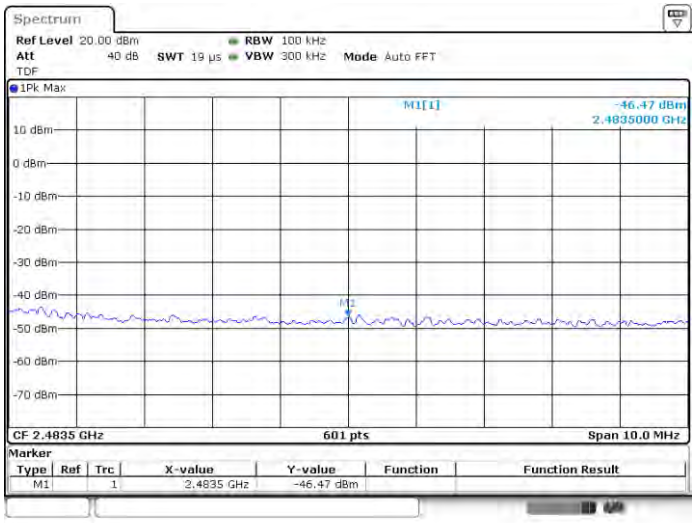

802.11ax-20 MHz (SU) HIGH CHANNEL, Reference level

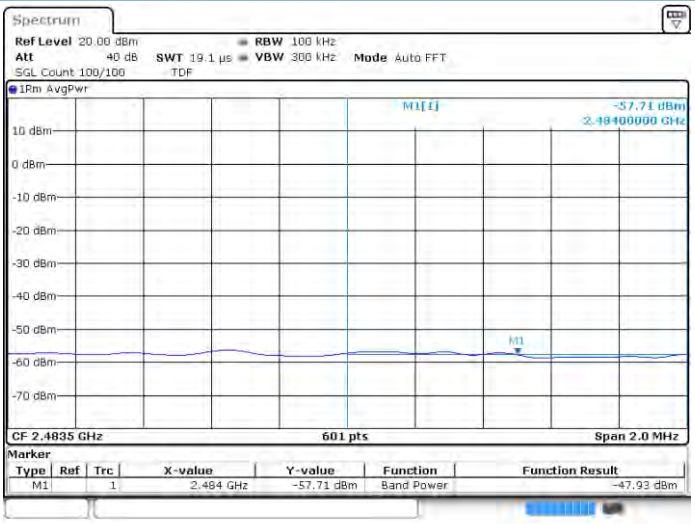

802.11ax-40 MHz (SU) LOW CHANNEL, Carrier level

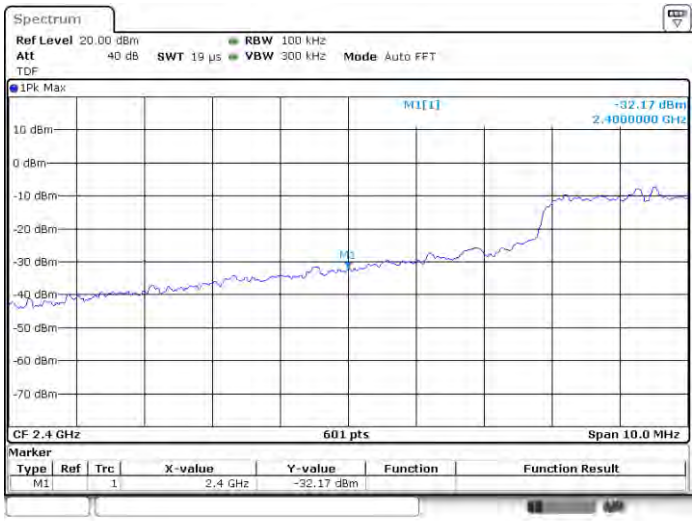

802.11ax-40 MHz (SU) LOW CHANNEL, Reference level

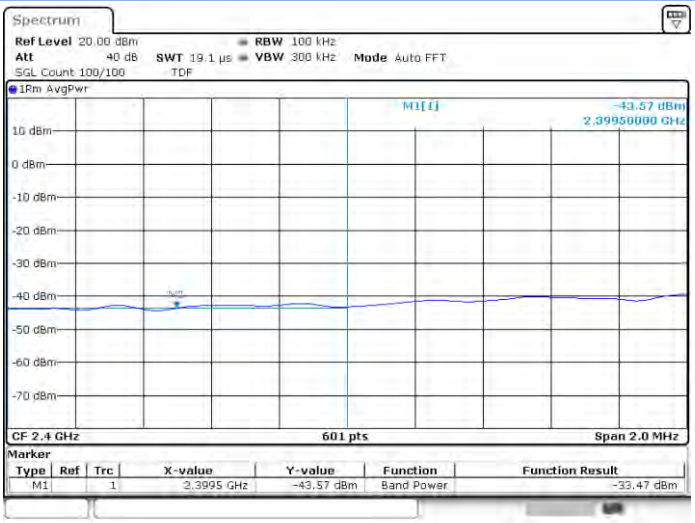

802.11ax-40 MHz (SU) HIGH CHANNEL, Carrier level

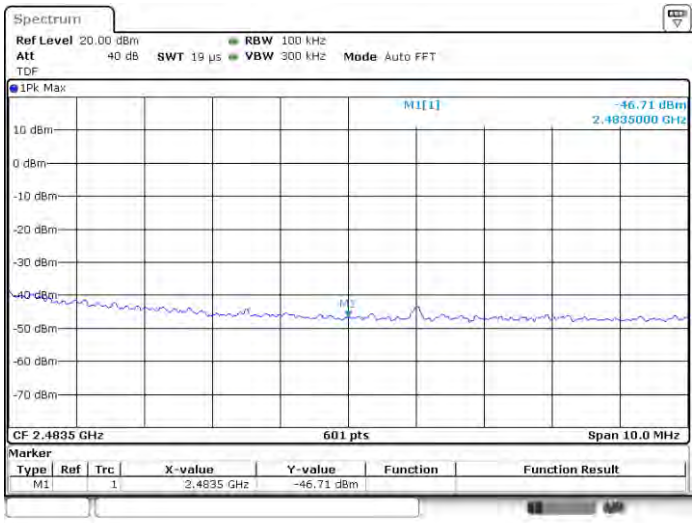

802.11ax-40 MHz (SU) HIGH CHANNEL, Reference level

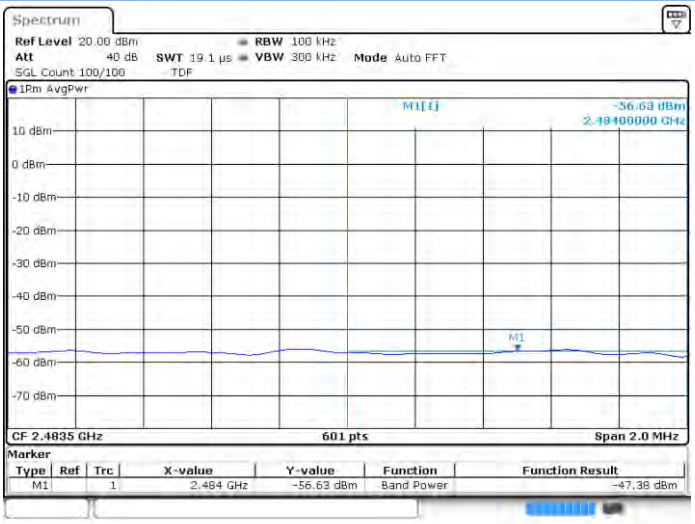

Aux. Antenna

802.11b LOW CHANNEL, Carrier level

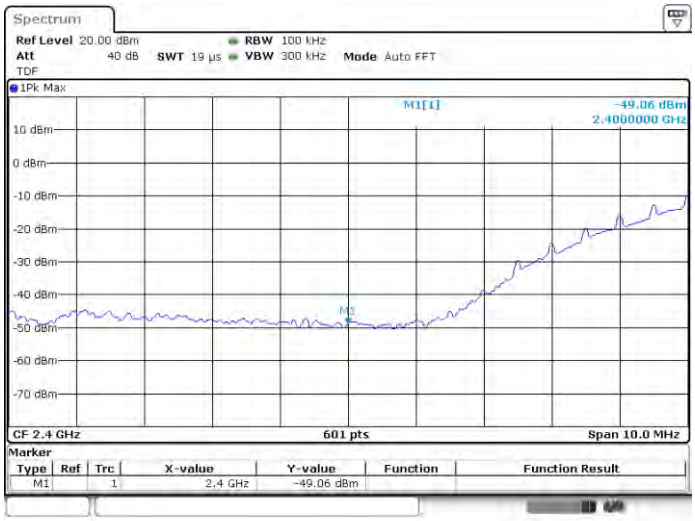

802.11b LOW CHANNEL, Reference level

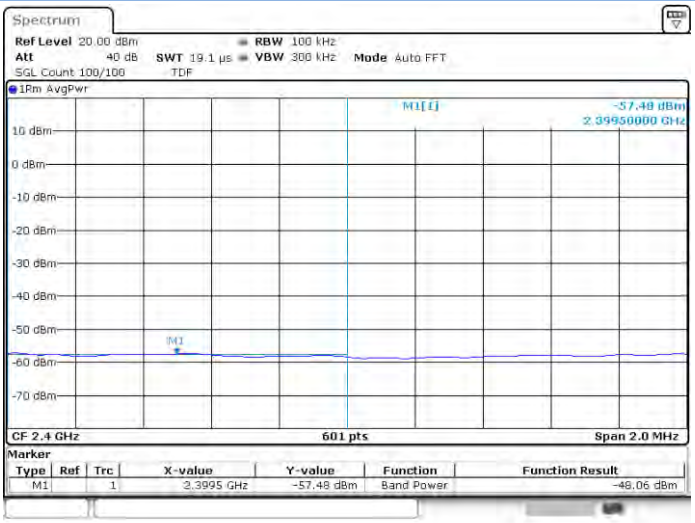

802.11b HIGH CHANNEL, Carrier level

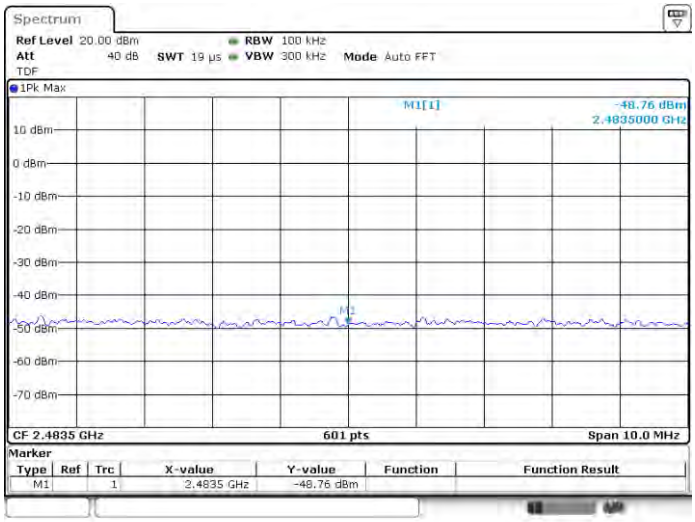

802.11b HIGH CHANNEL, Reference level

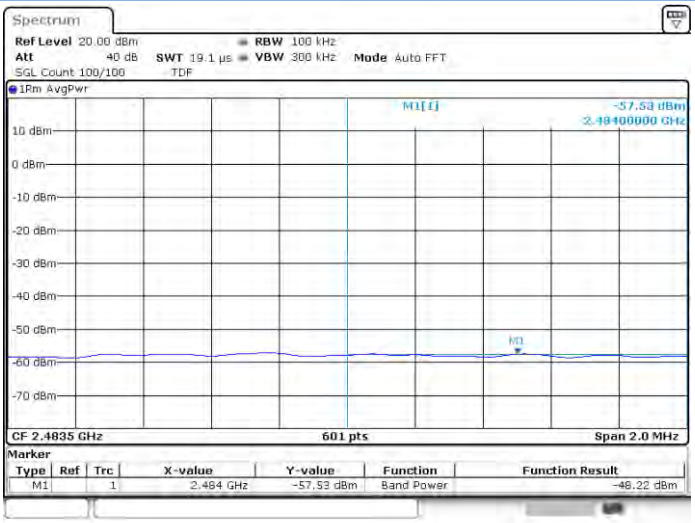

802.11g LOW CHANNEL, Carrier level

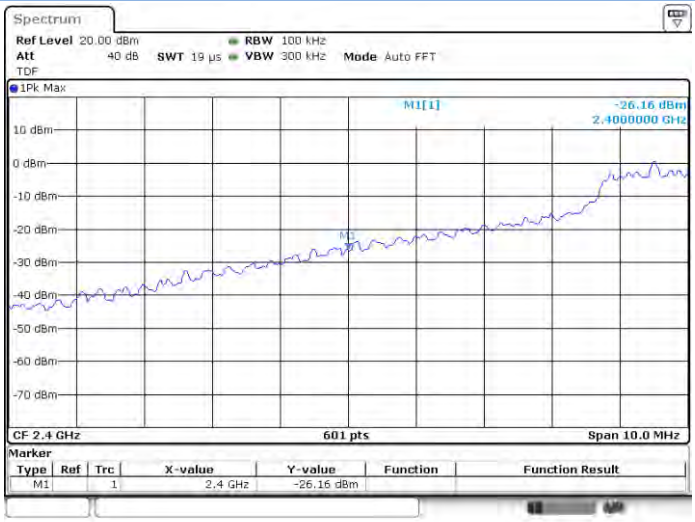

802.11g LOW CHANNEL, Reference level

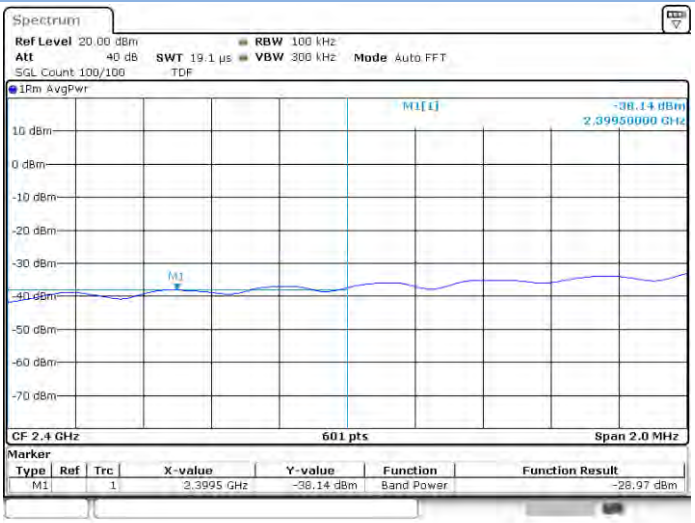

802.11g HIGH CHANNEL, Carrier level

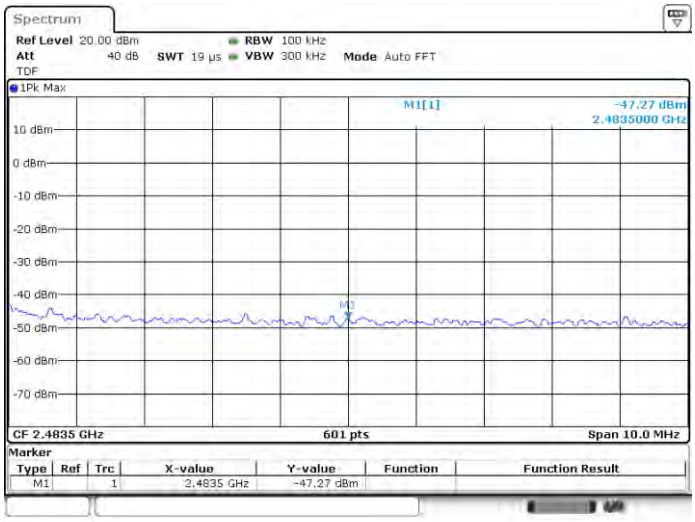

802.11g HIGH CHANNEL, Reference level

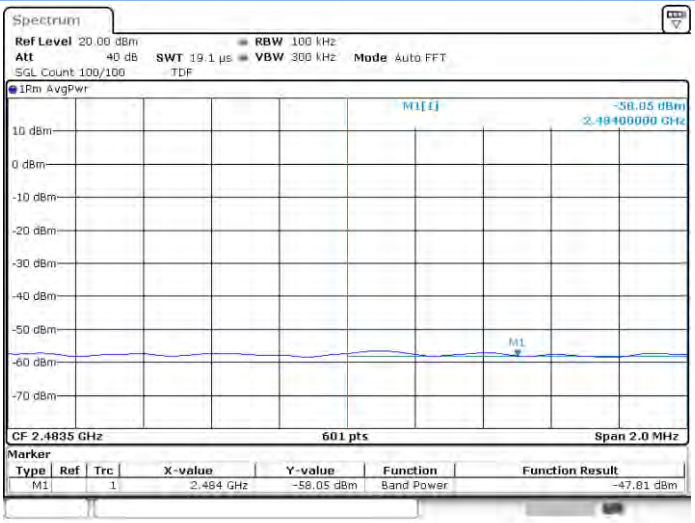

802.11n-20 MHz LOW CHANNEL, Carrier level

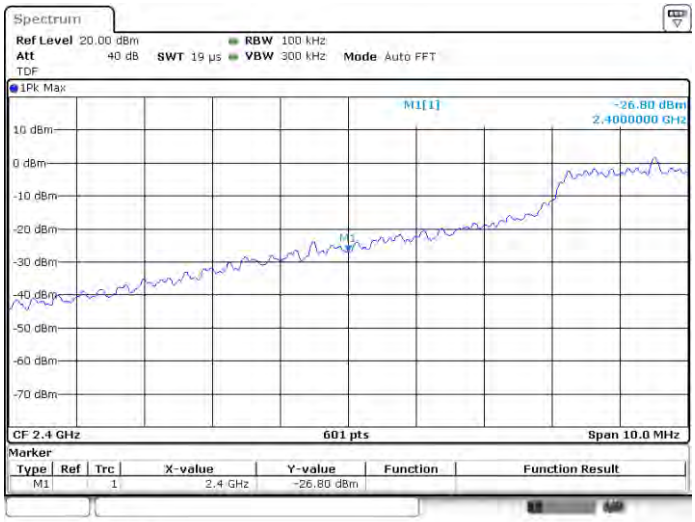

Date: 7 MAY 2021 23:35:22

802.11n-20 MHz LOW CHANNEL, Reference level

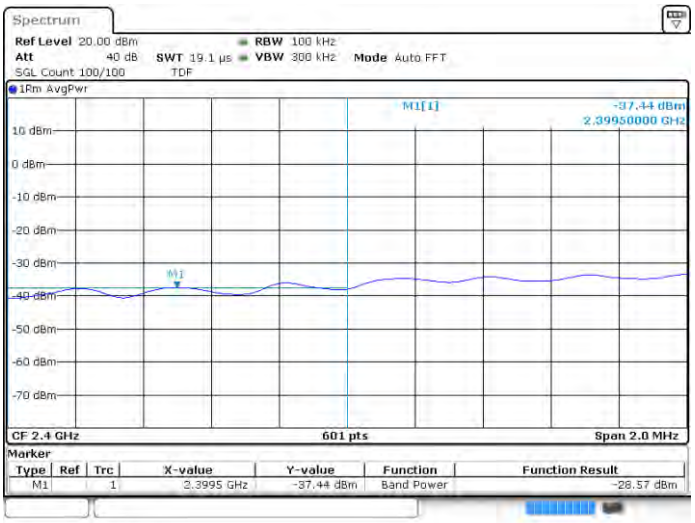

Date: 7 MAY 2021 23:35:28

802.11n-20 MHz HIGH CHANNEL, Carrier level

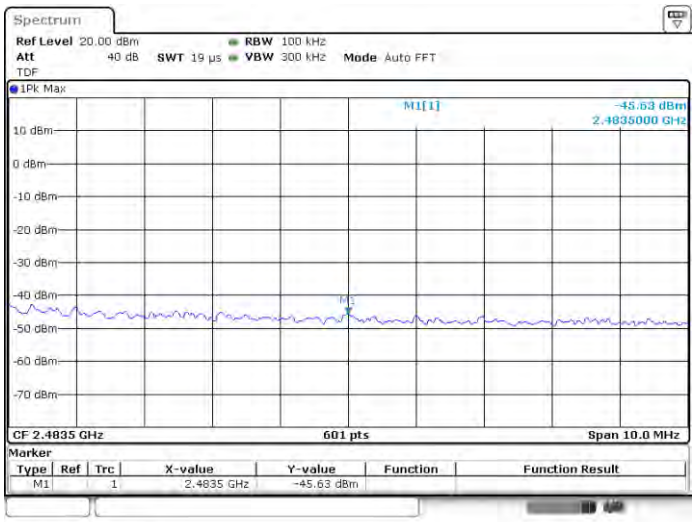

Date: 7 MAY 2021 23:40:28

802.11n-20 MHz HIGH CHANNEL, Reference level

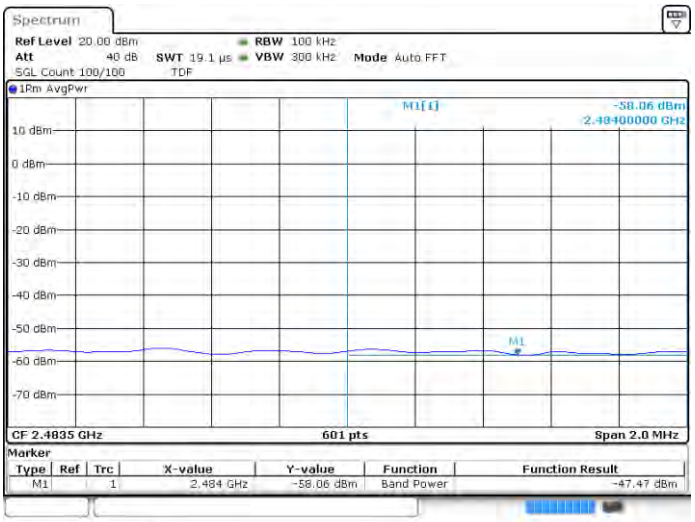

Date: 7 MAY 2021 23:40:34

802.11n-40 MHz LOW CHANNEL, Carrier level

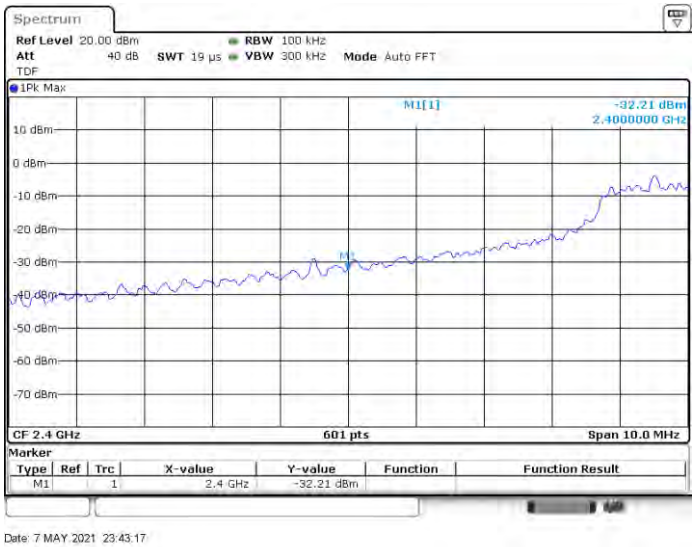

Date: 7 MAY 2021 23:43:17

802.11n-40 MHz LOW CHANNEL, Reference level

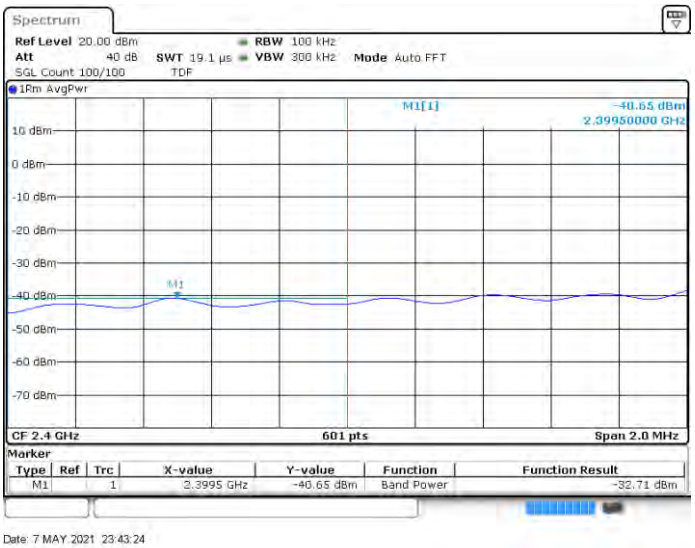

Date: 7 MAY 2021 23:43:24

802.11n-40 MHz HIGH CHANNEL, Carrier level

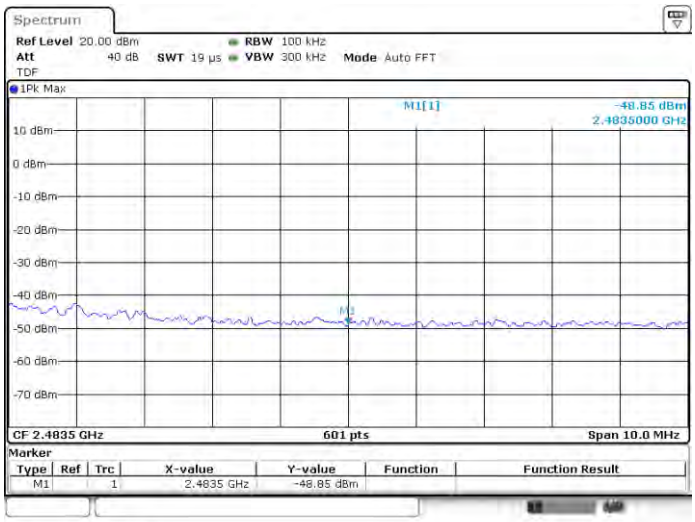

Date: 7 MAY 2021 23:49:50

802.11n-40 MHz HIGH CHANNEL, Reference level

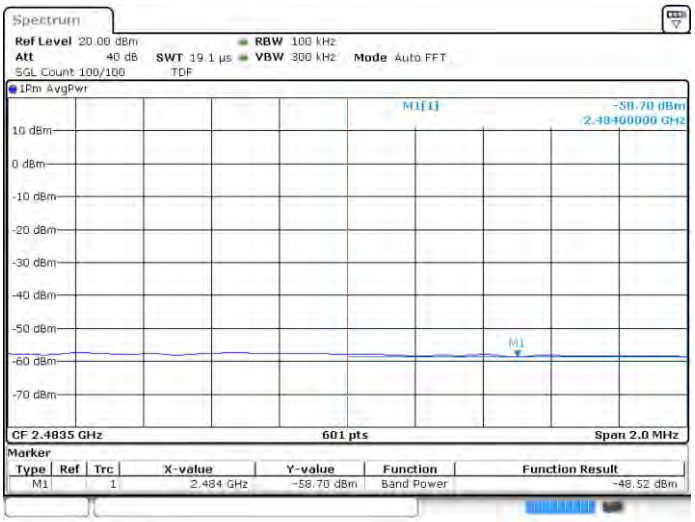

Date: 7 MAY 2021 23:49:56

802.11ax-20 MHz (SU) LOW CHANNEL, Carrier level

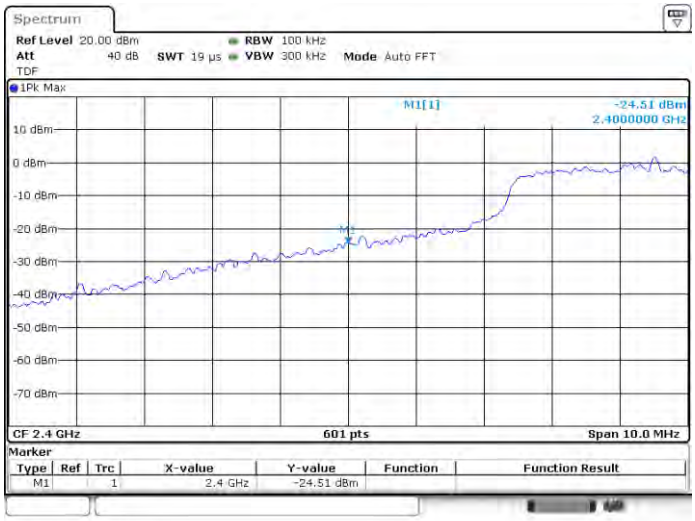

802.11ax-20 MHz (SU) LOW CHANNEL, Reference level

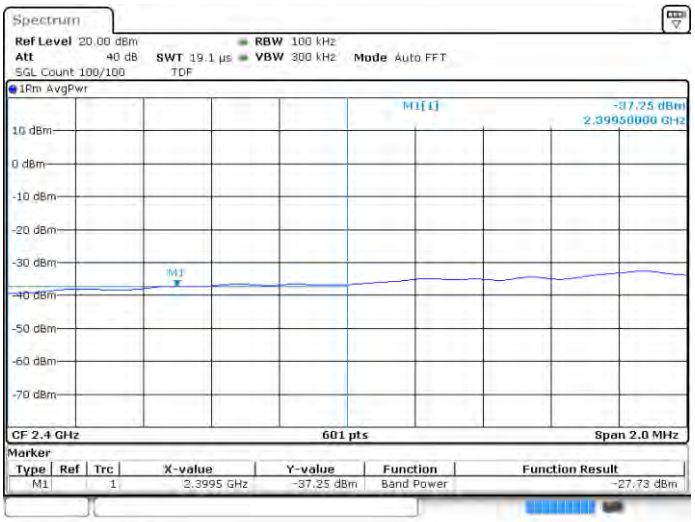

802.11ax-20 MHz (SU) HIGH CHANNEL, Carrier level

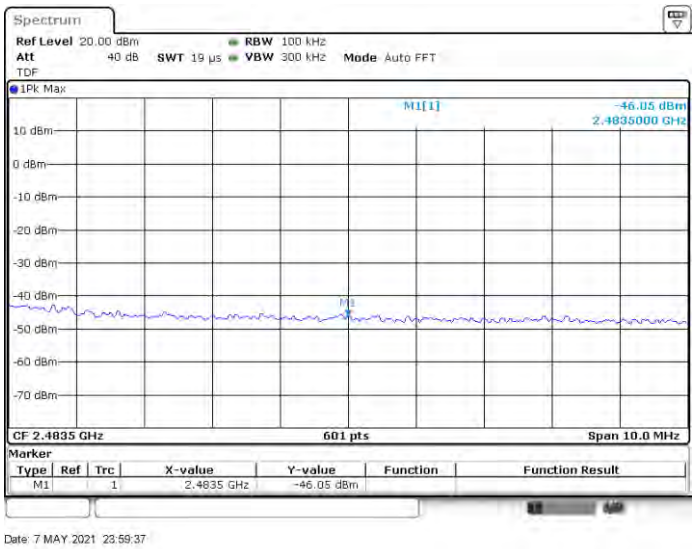

802.11ax-20 MHz (SU) HIGH CHANNEL, Reference level

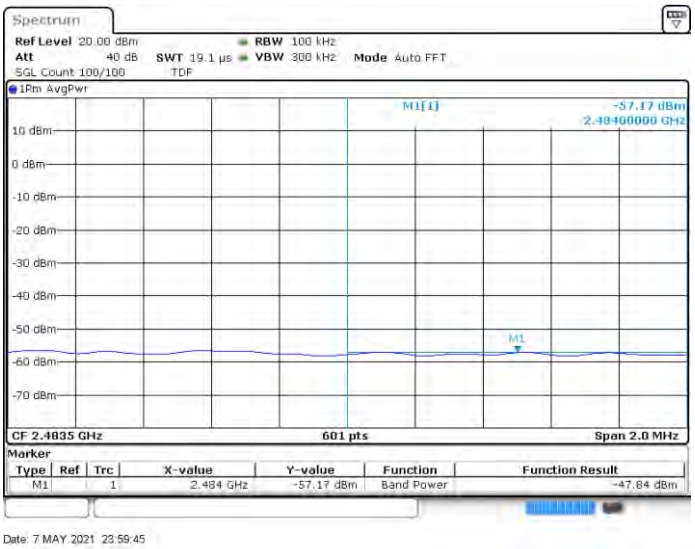

802.11ax-40 MHz (SU) LOW CHANNEL, Carrier level

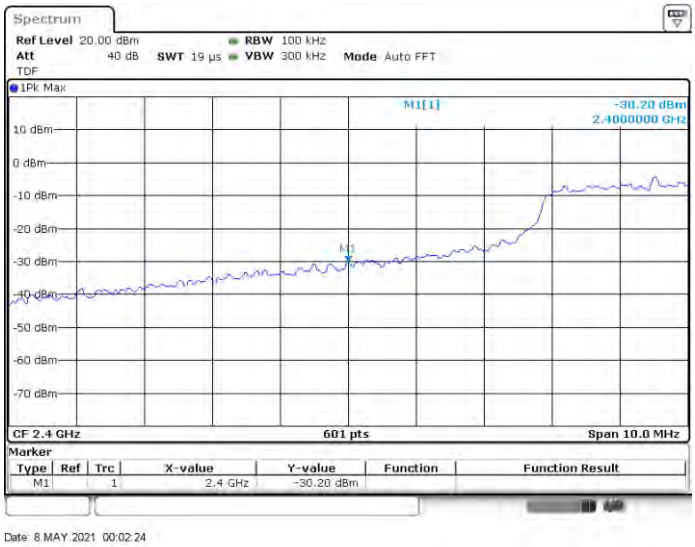

802.11ax-40 MHz (SU) LOW CHANNEL, Reference level

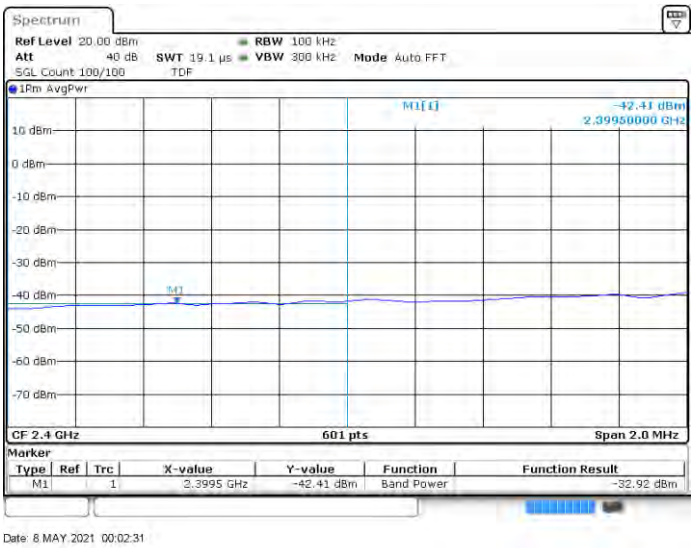

802.11ax-40 MHz (SU) HIGH CHANNEL, Carrier level

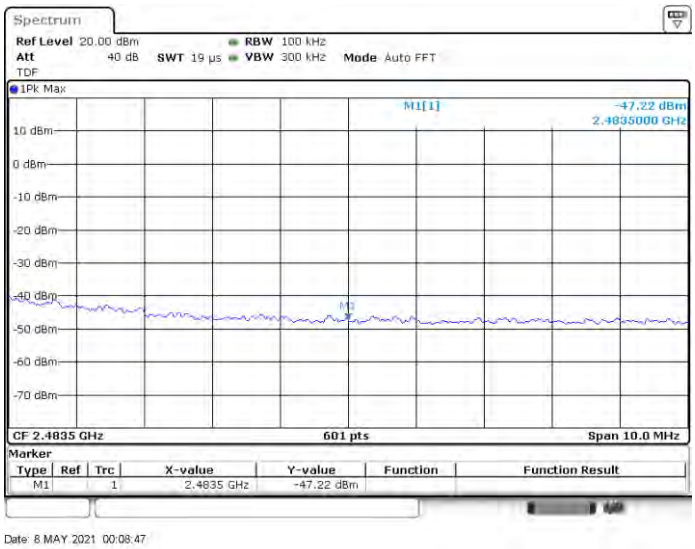

802.11ax-40 MHz (SU) HIGH CHANNEL, Reference level

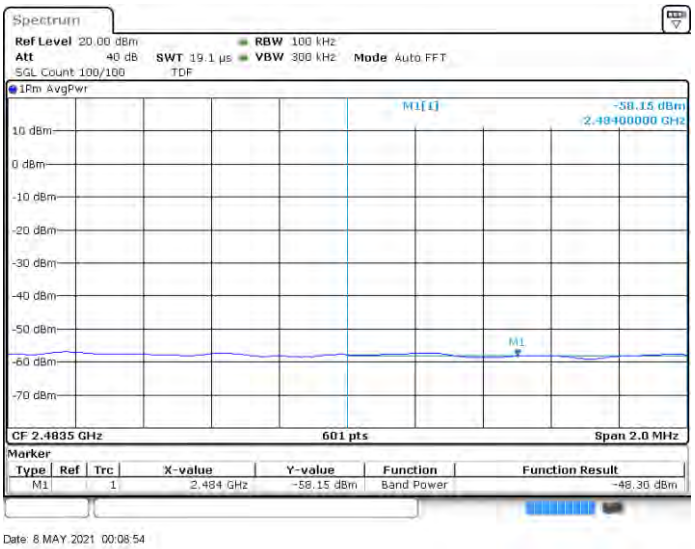

MIMO-Main Antenna

802.11g LOW CHANNEL, Carrier level

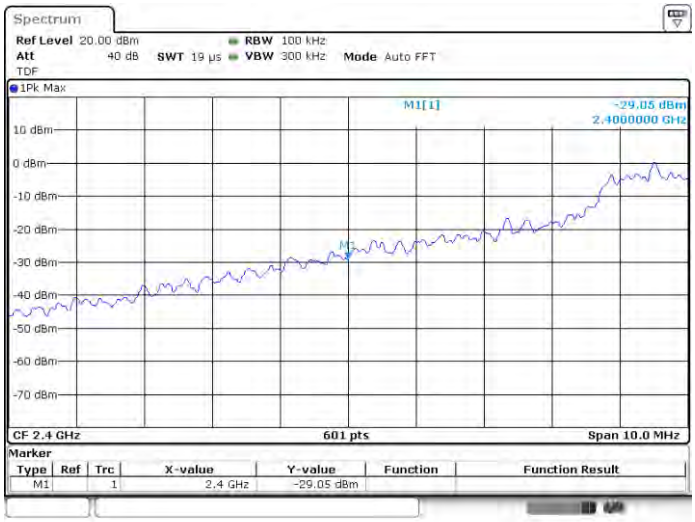

802.11g LOW CHANNEL, Reference level

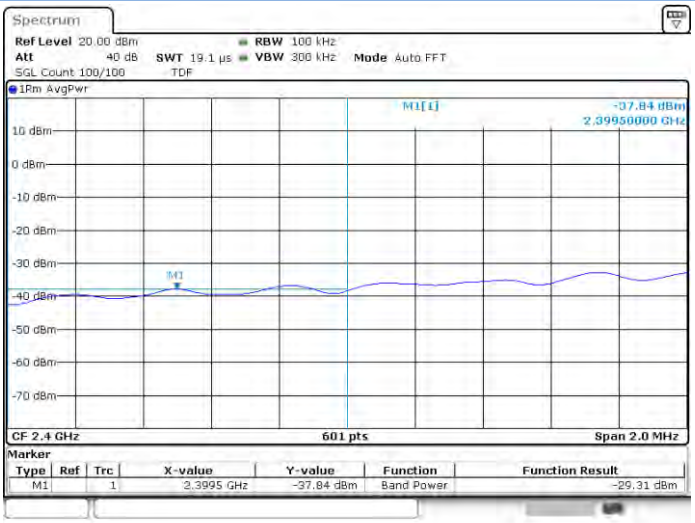

802.11g HIGH CHANNEL, Carrier level

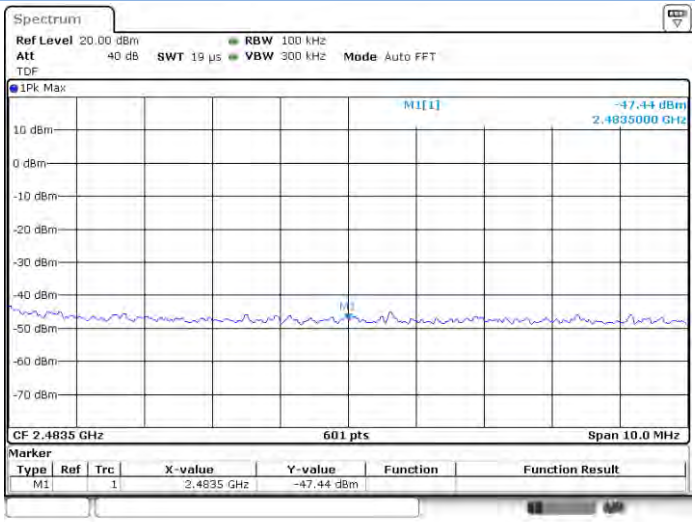

802.11g HIGH CHANNEL, Reference level

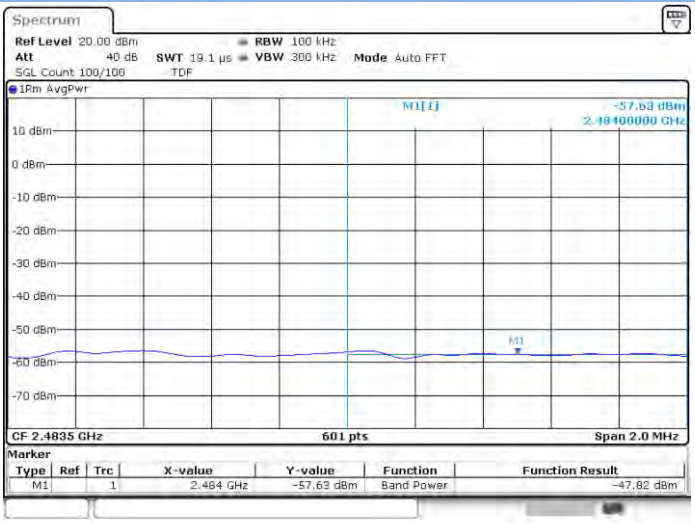

802.11n-20 MHz LOW CHANNEL, Carrier level

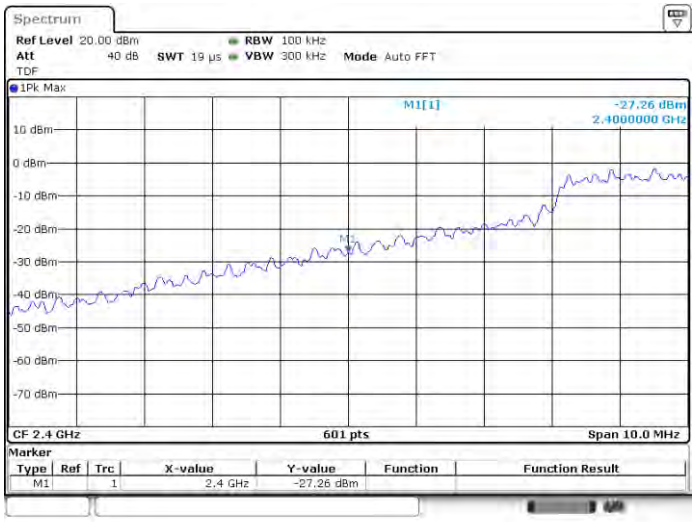

802.11n-20 MHz LOW CHANNEL, Reference level

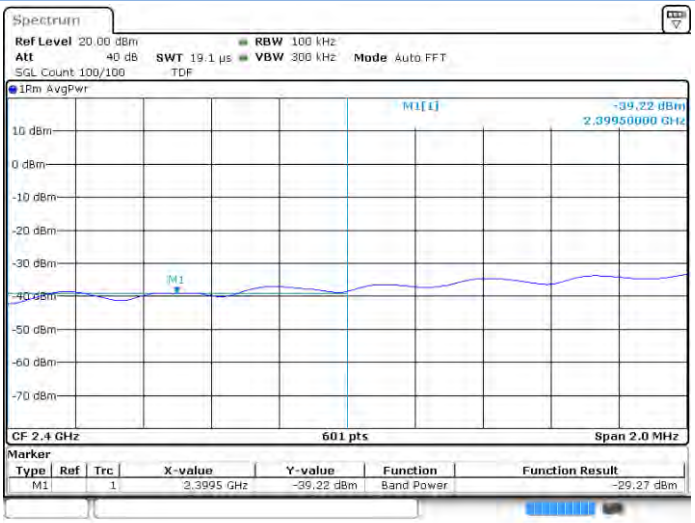

802.11n-20 MHz HIGH CHANNEL, Carrier level

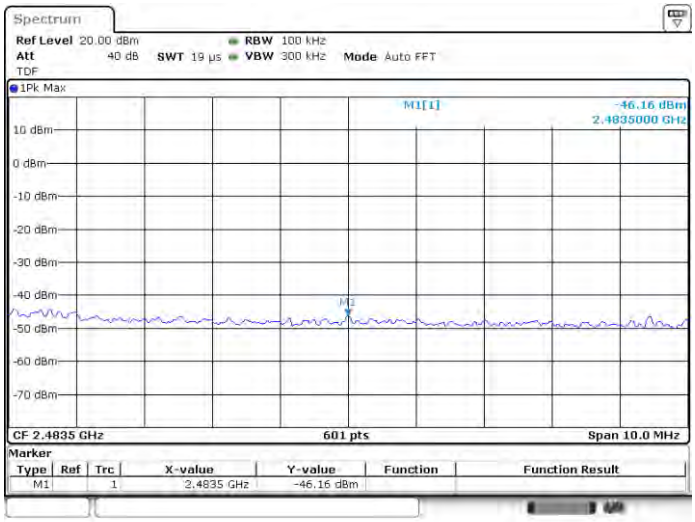

802.11n-20 MHz HIGH CHANNEL, Reference level

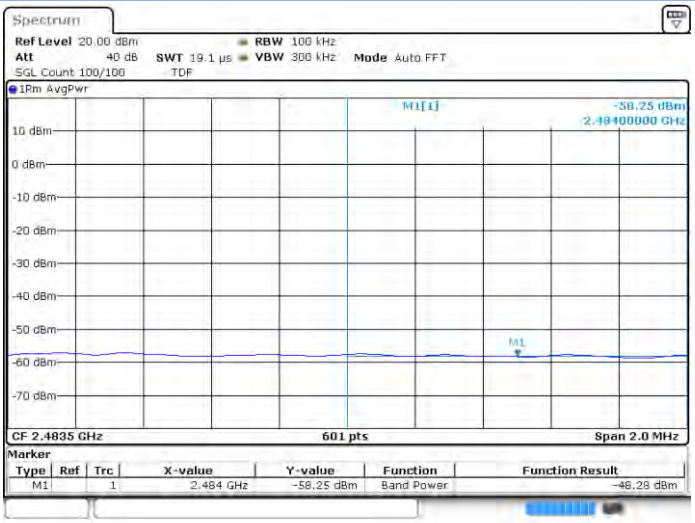

802.11n-40 MHz LOW CHANNEL, Carrier level

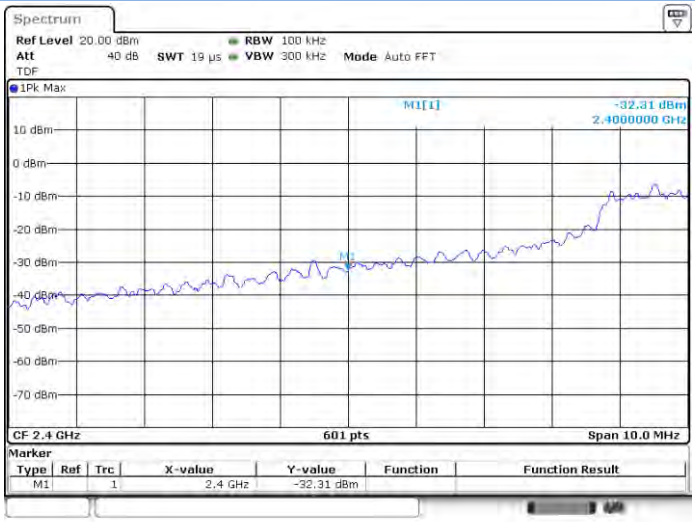

802.11n-40 MHz LOW CHANNEL, Reference level

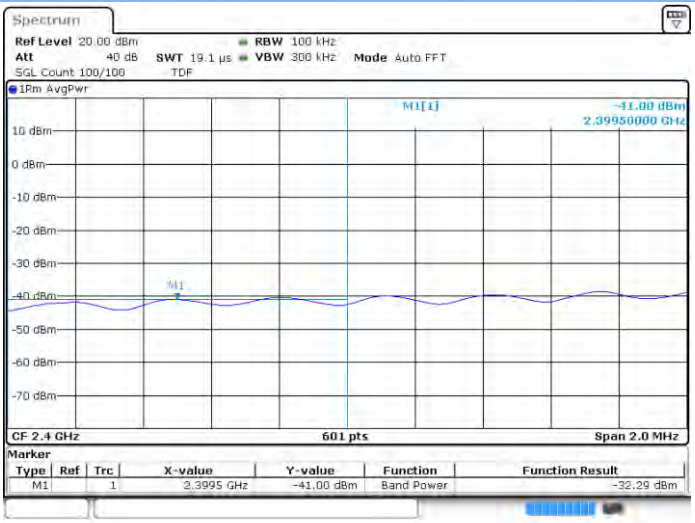

802.11n-40 MHz HIGH CHANNEL, Carrier level

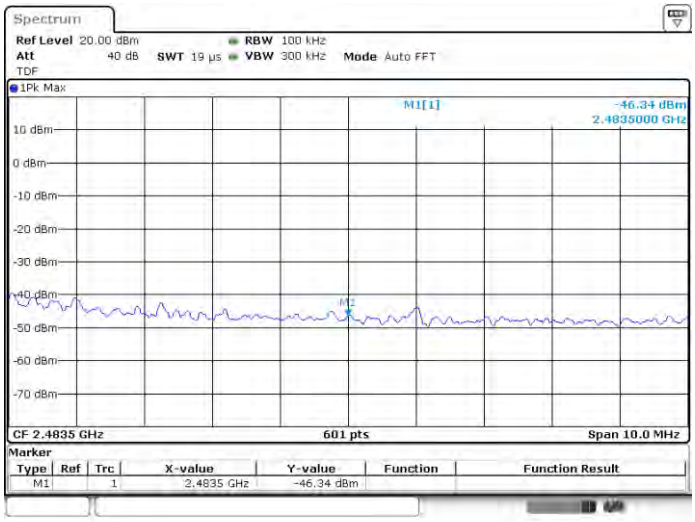

802.11n-40 MHz HIGH CHANNEL, Reference level

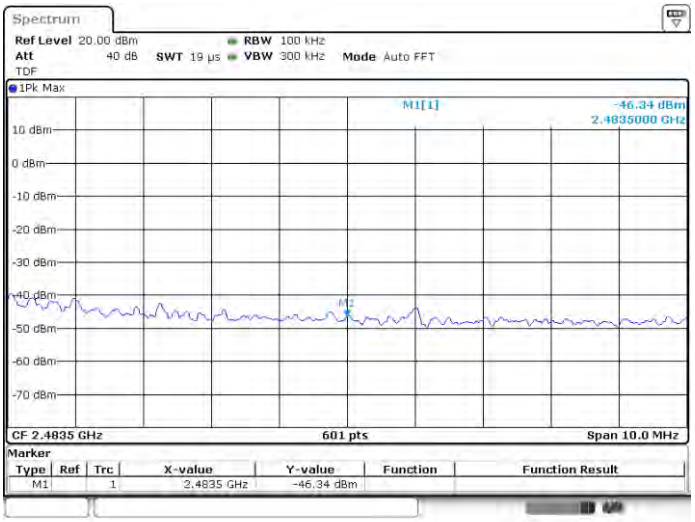

802.11ax-20 MHz (SU) LOW CHANNEL, Carrier level

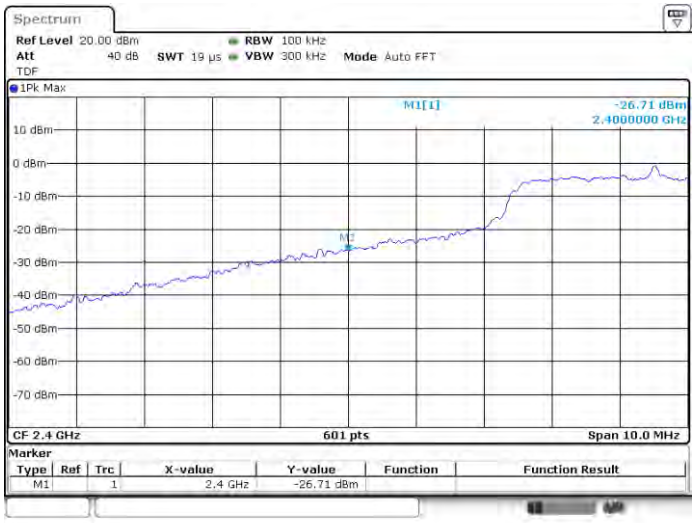

802.11ax-20 MHz (SU) LOW CHANNEL, Reference level

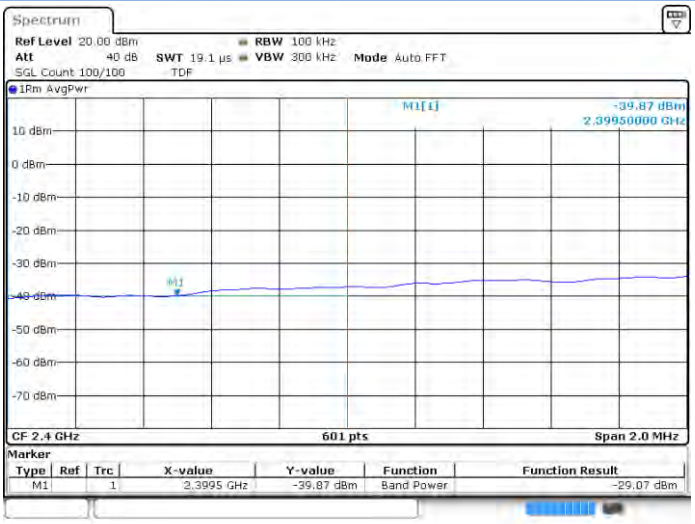

802.11ax-20 MHz (SU) HIGH CHANNEL, Carrier level

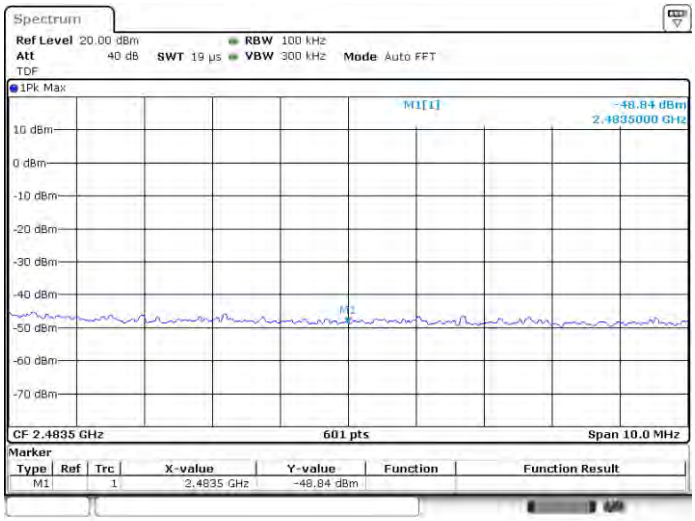

802.11ax-20 MHz (SU) HIGH CHANNEL, Reference level

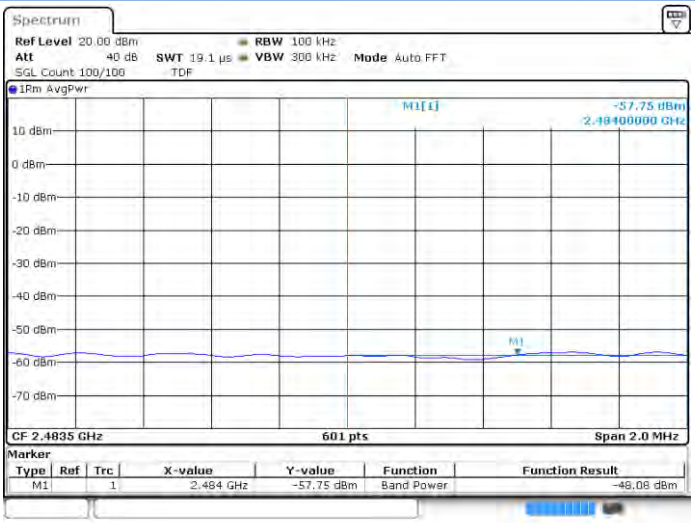

802.11ax-40 MHz (SU) LOW CHANNEL, Carrier level

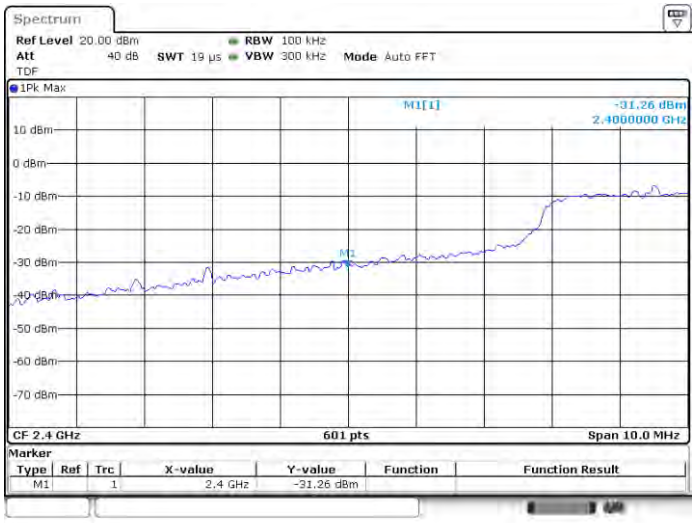

802.11ax-40 MHz (SU) LOW CHANNEL, Reference level

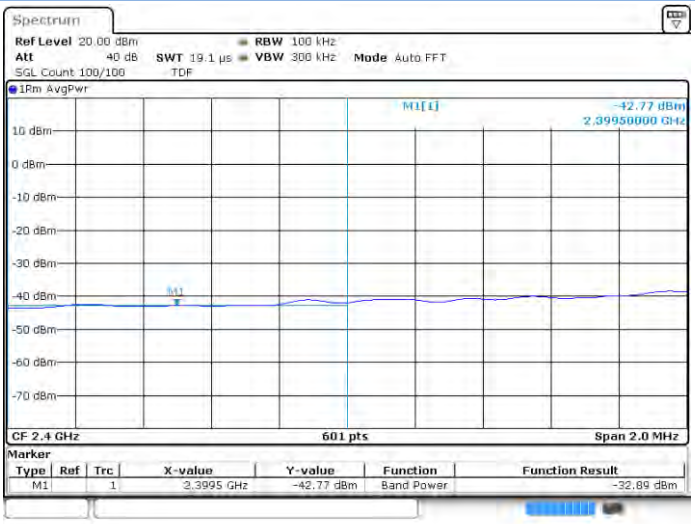

802.11ax-40 MHz (SU) HIGH CHANNEL, Carrier level

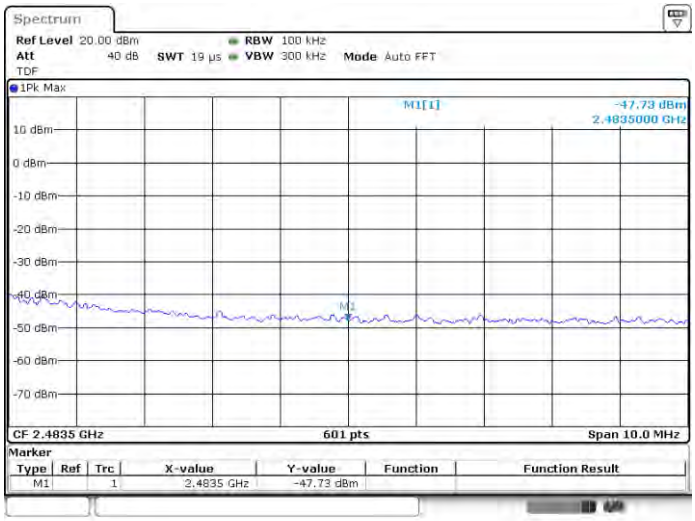

802.11ax-40 MHz (SU) HIGH CHANNEL, Reference level

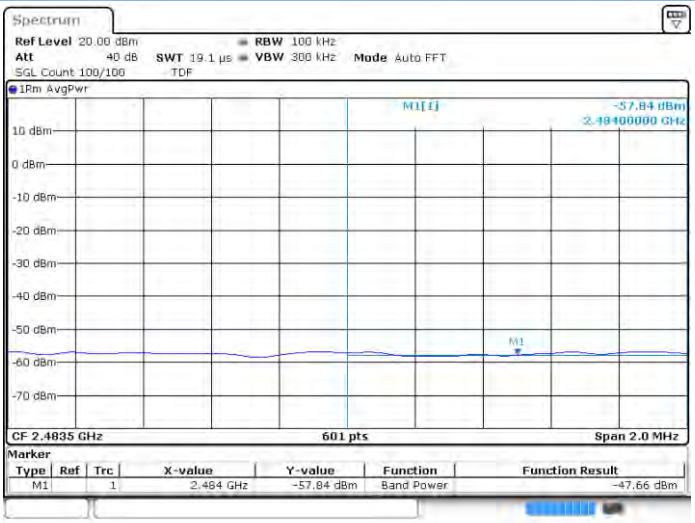

MIMO-Aux. Antenna

802.11g LOW CHANNEL, Carrier level

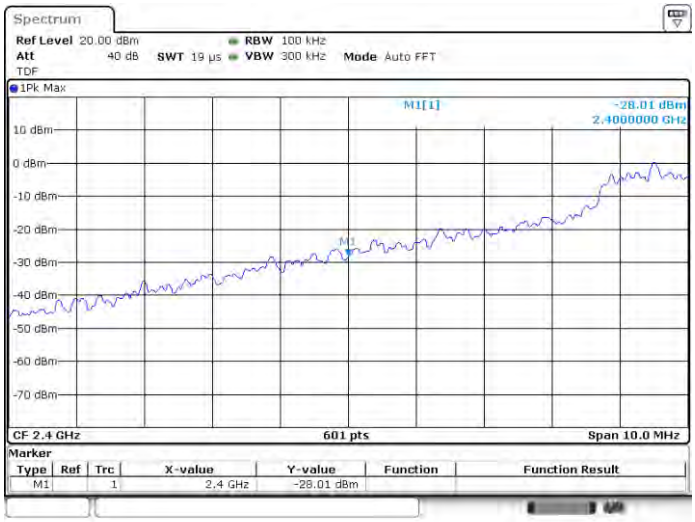

802.11g LOW CHANNEL, Reference level

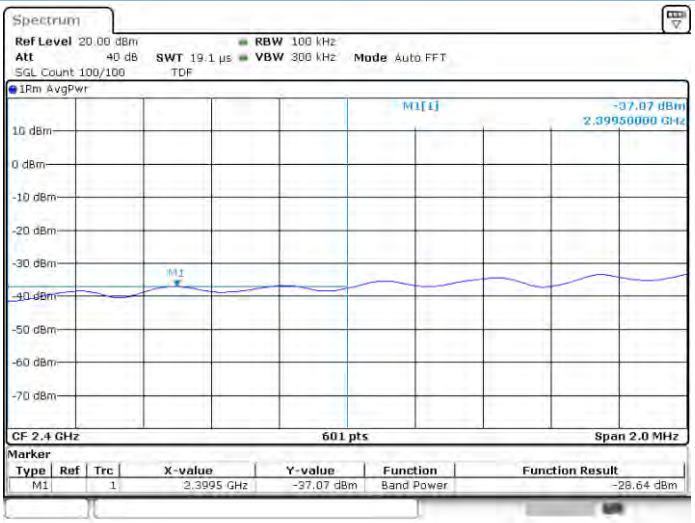

802.11g HIGH CHANNEL, Carrier level

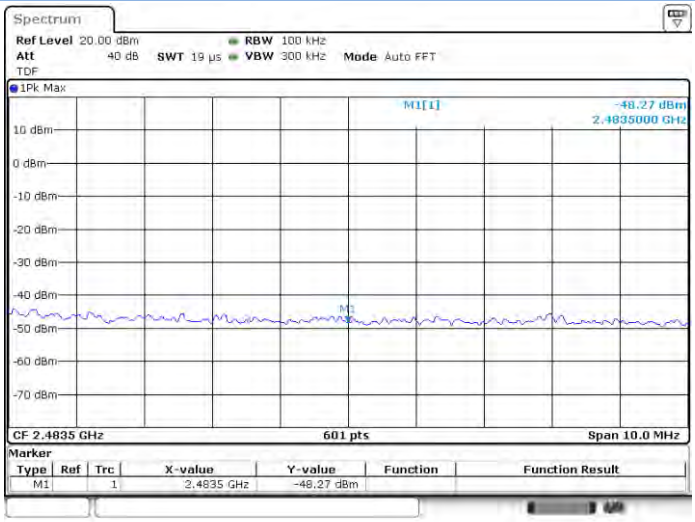

802.11g HIGH CHANNEL, Reference level

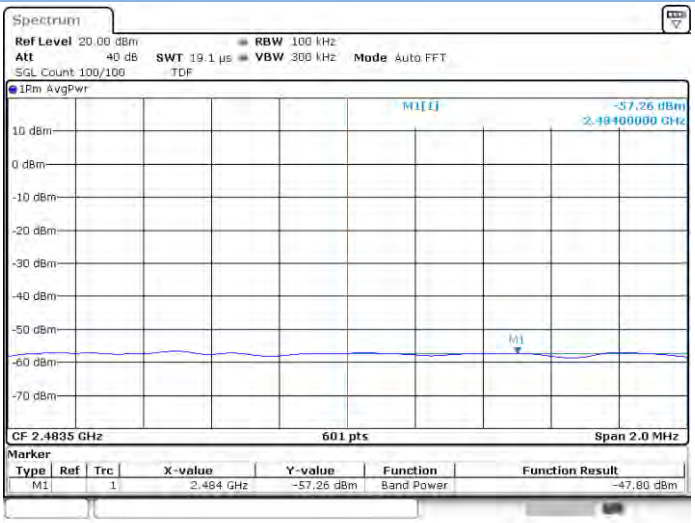

802.11n-20 MHz LOW CHANNEL, Carrier level

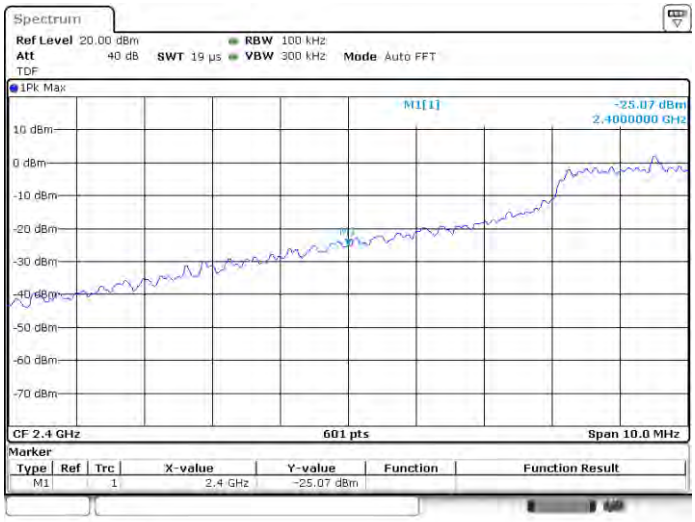

Date: 8.MAY.2021 00:46:20

802.11n-20 MHz LOW CHANNEL, Reference level

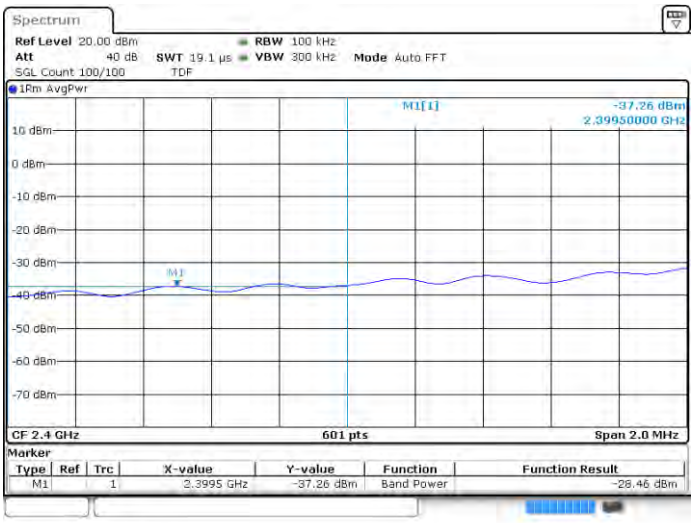

Date: 8.MAY.2021 00:46:52

802.11n-20 MHz HIGH CHANNEL, Carrier level

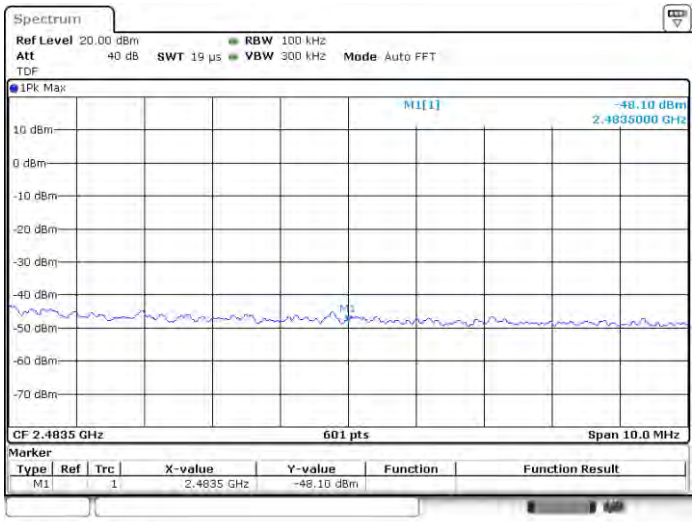

Date: 8 MAY 2021 00:53:21

802.11n-20 MHz HIGH CHANNEL, Reference level

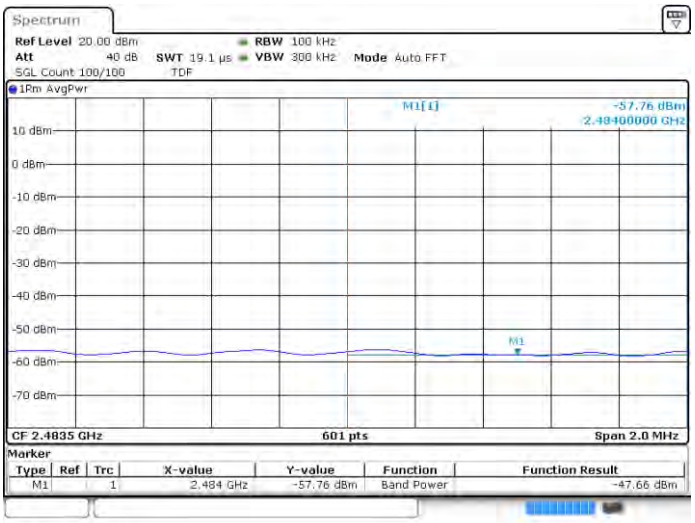

Date: 8 MAY 2021 00:53:29

802.11n-40 MHz LOW CHANNEL, Carrier level

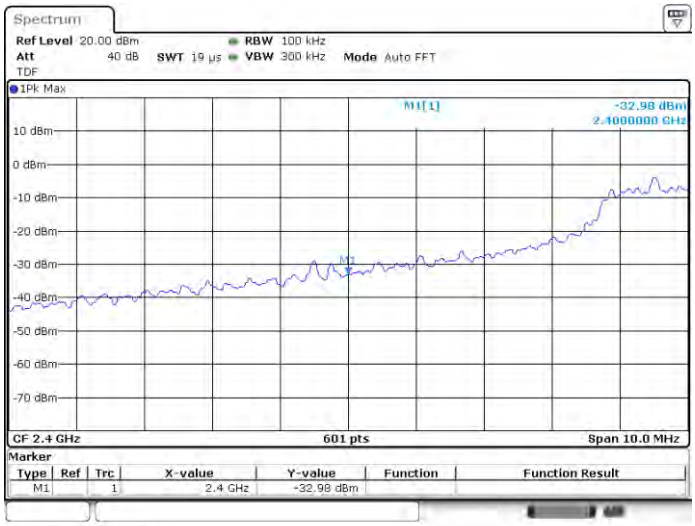

Date: 8 MAY 2021 00:57:30

802.11n-40 MHz LOW CHANNEL, Reference level

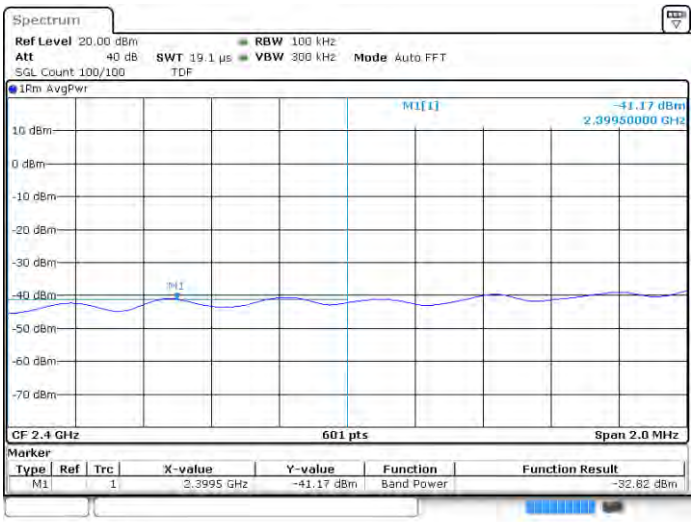

Date: 8 MAY 2021 00:57:37

802.11n-40 MHz HIGH CHANNEL, Carrier level

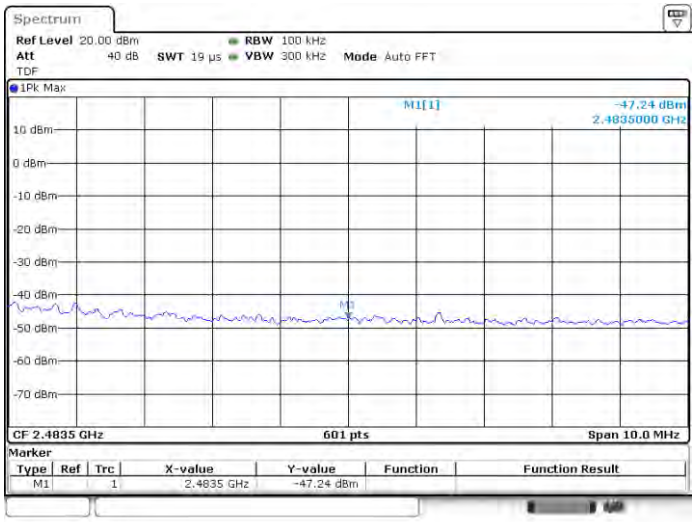

Date: 8 MAY 2021 02:53:52

802.11n-40 MHz HIGH CHANNEL, Reference level

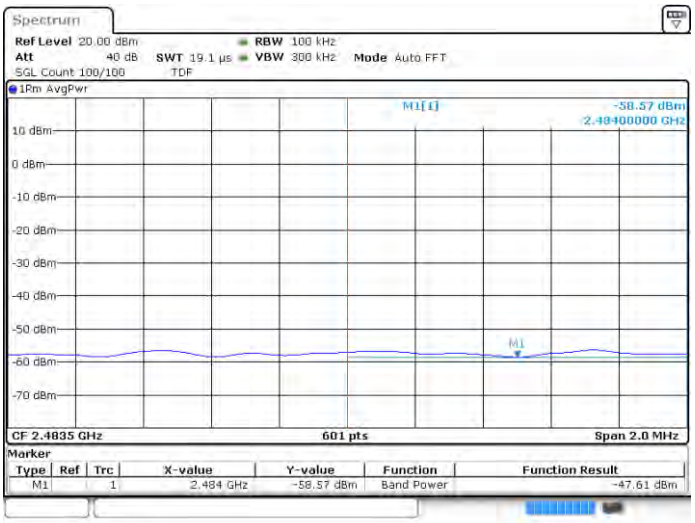

Date: 8 MAY 2021 02:54:20

802.11ax-20 MHz (SU) LOW CHANNEL, Carrier level

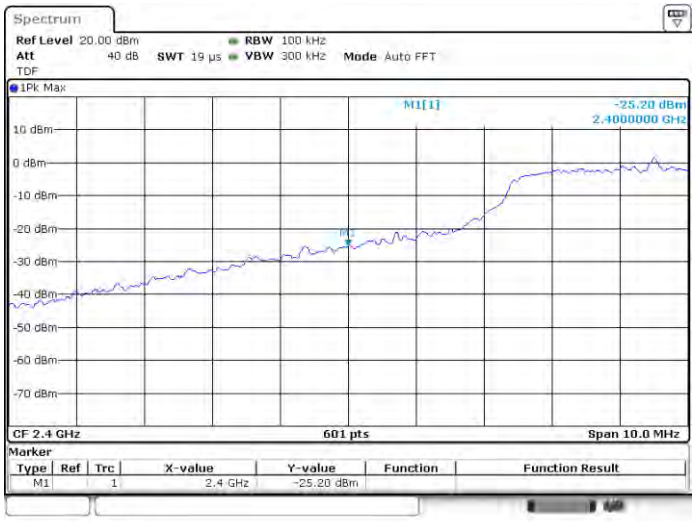

Date: 8 MAY 2021 02:57:19

802.11ax-20 MHz (SU) LOW CHANNEL, Reference level

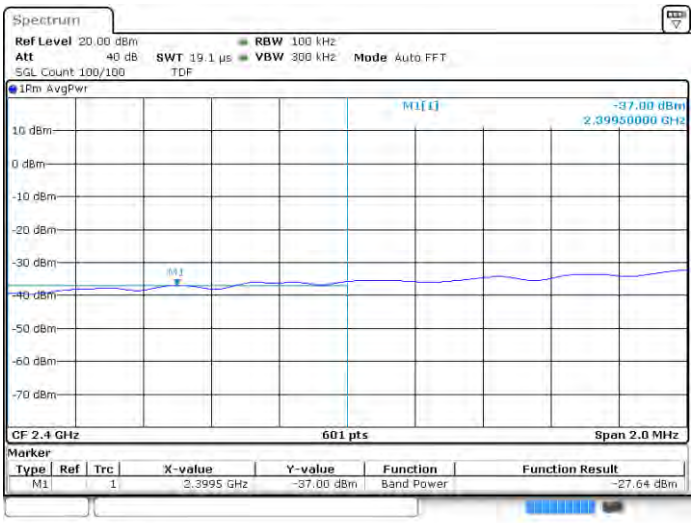

Date: 8 MAY 2021 02:57:25

802.11ax-20 MHz (SU) HIGH CHANNEL, Carrier level

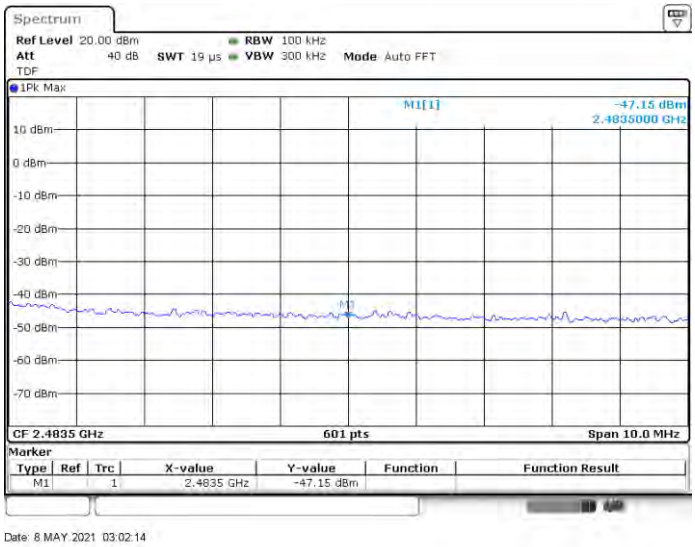

802.11ax-20 MHz (SU) HIGH CHANNEL, Reference level

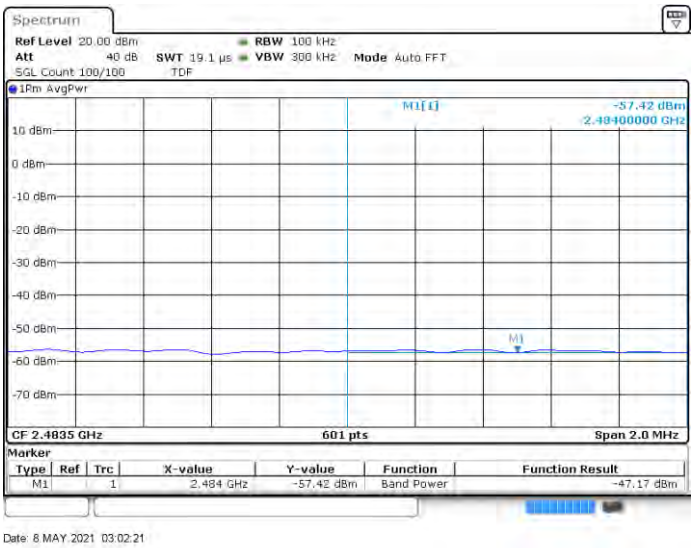

802.11ax-40 MHz (SU) LOW CHANNEL, Carrier level

802.11ax-40 MHz (SU) LOW CHANNEL, Reference level

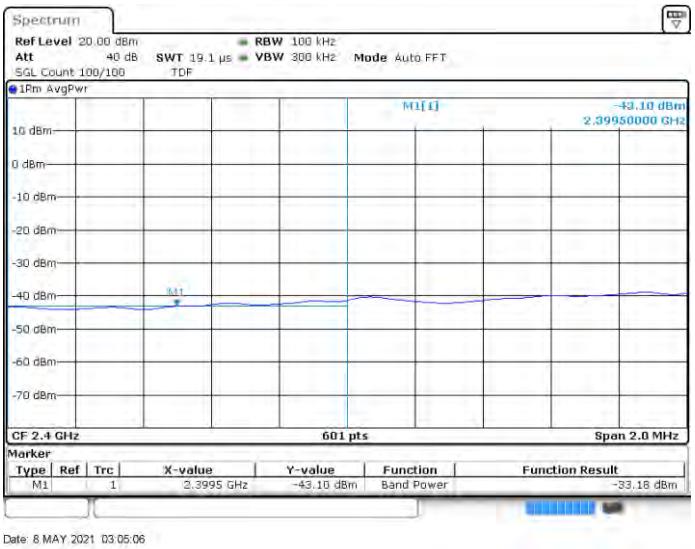

802.11ax-40 MHz (SU) HIGH CHANNEL, Carrier level	802.11ax-40 MHz (SU) HIGH CHANNEL, Reference level

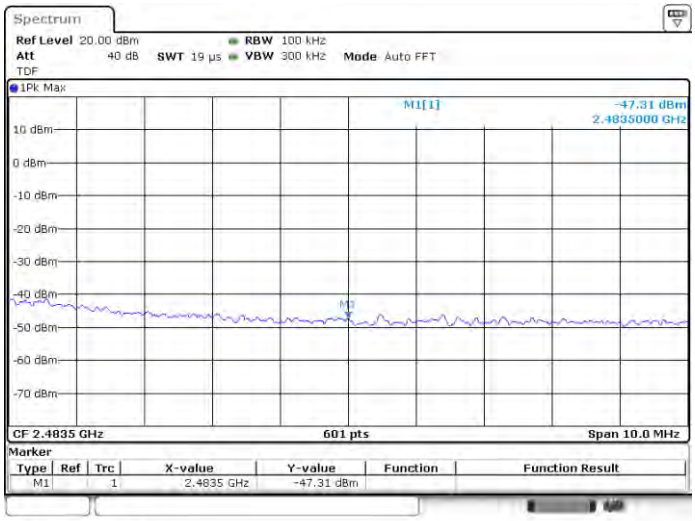

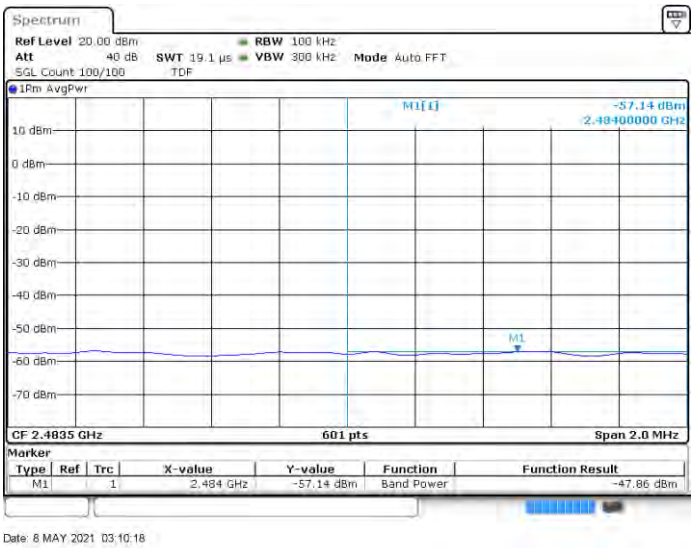

A.5 Conducted Emissions

Note [1]: The EUT is working in the Normal link mode. All modes have been tested and normal link mode is worst.
Note [2]: Devices subject to Part 15 must be tested for all available U.S. voltages and frequencies (such as a nominal 120 VAC, 60 Hz and 240 VAC, 50 Hz) for which the device is capable of operation. So, The configuration 120 VAC, 60 Hz and 240 VAC, 50 Hz were tested respectively, but only the worst configuration (120 VAC, 60 Hz) shown here.

Test Data and Plots

PHASE L

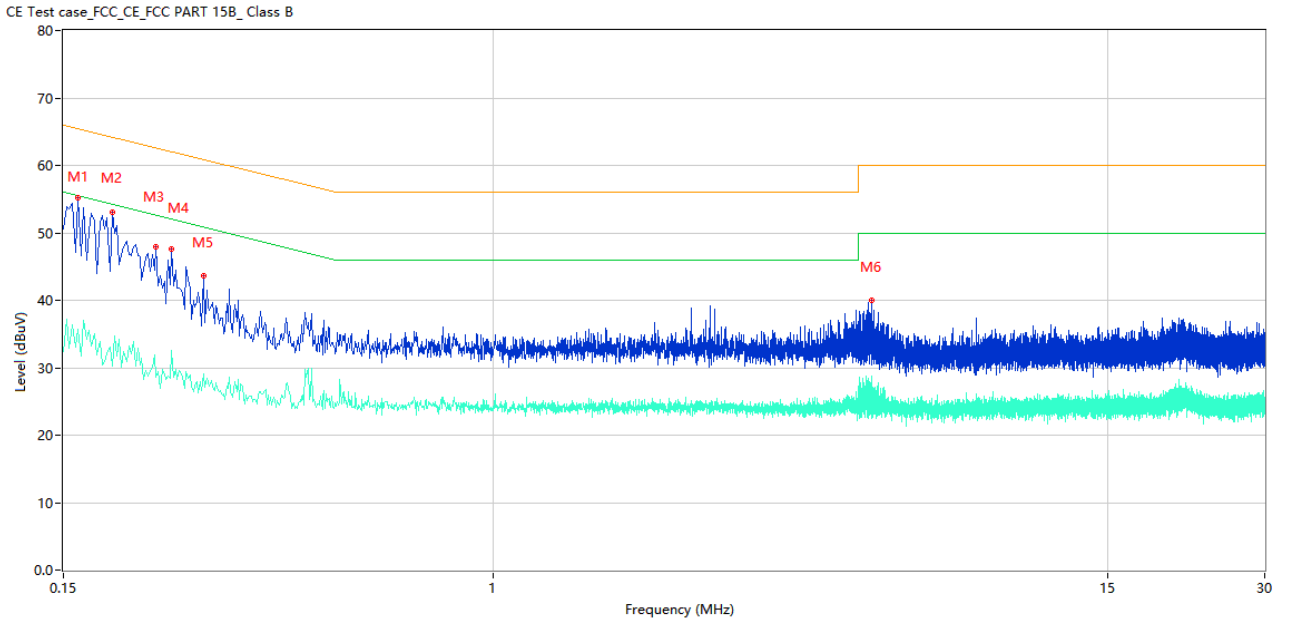

No.	Frequency (MHz)	Results (dBuV)	Factor (dB)	Limit (dBuV)	Over Limit (dB)	Detector	Line	Verdict
1	0.160	55.14	10.40	65.46	-10.32	Peak	L	Pass
1**	0.160	35.73	10.40	55.46	-19.73	AV	L	Pass
2	0.186	53.10	10.39	64.21	-11.11	Peak	L	Pass
2**	0.186	30.23	10.39	54.21	-23.98	AV	L	Pass
3	0.226	47.90	10.36	62.60	-14.70	Peak	L	Pass
3**	0.226	28.58	10.36	52.60	-24.02	AV	L	Pass
4	0.242	47.54	10.34	62.03	-14.49	Peak	L	Pass
4**	0.242	32.48	10.34	52.03	-19.55	AV	L	Pass
5	0.278	43.57	10.34	60.88	-17.31	Peak	L	Pass
5**	0.278	29.04	10.34	50.88	-21.84	AV	L	Pass
6	5.308	39.99	10.31	60.00	-20.01	Peak	L	Pass
6**	5.308	23.47	10.31	50.00	-26.53	AV	L	Pass

PHASE N

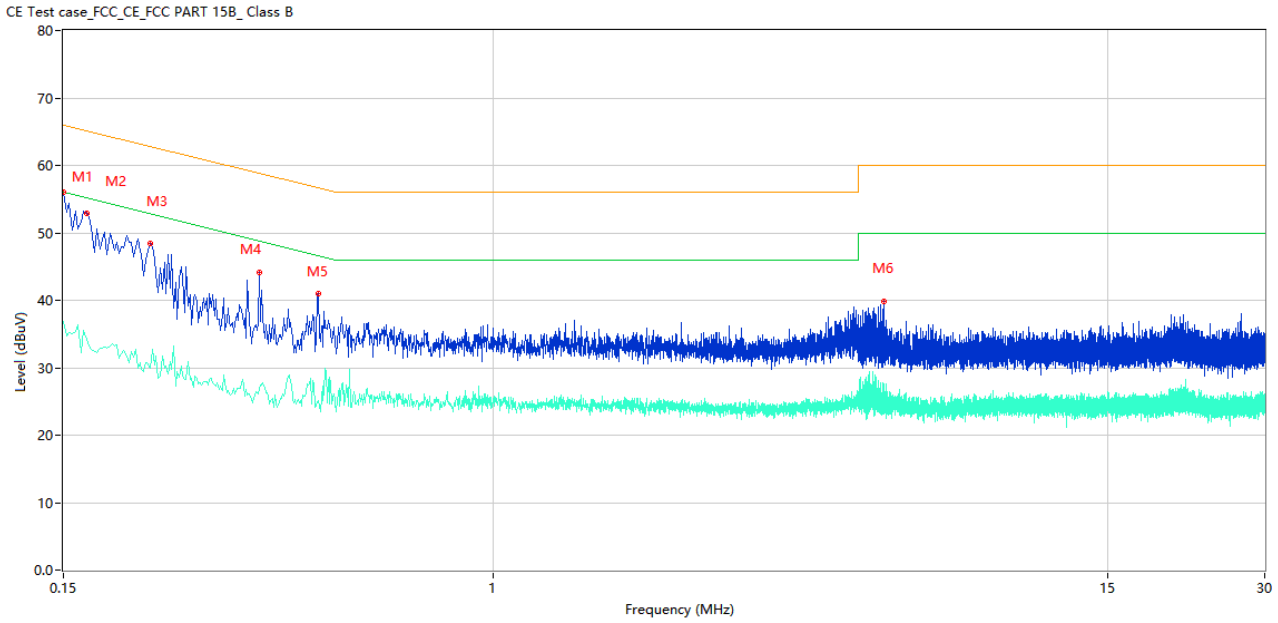

No.	Frequency (MHz)	Results (dBuV)	Factor (dB)	Limit (dBuV)	Over Limit (dB)	Detector	Line	Verdict
1	0.150	55.86	10.41	66.00	-10.14	Peak	N	Pass
1**	0.150	36.82	10.41	56.00	-19.18	AV	N	Pass
2	0.166	52.81	10.40	65.16	-12.35	Peak	N	Pass
2**	0.166	34.25	10.40	55.16	-20.91	AV	N	Pass
3	0.220	48.51	10.37	62.82	-14.31	Peak	N	Pass
3**	0.220	29.95	10.37	52.82	-22.87	AV	N	Pass
4	0.356	44.11	10.31	58.82	-14.71	Peak	N	Pass
4**	0.356	26.89	10.31	48.82	-21.93	AV	N	Pass
5	0.462	41.04	10.30	56.66	-15.62	Peak	N	Pass
5**	0.462	25.15	10.30	46.66	-21.51	AV	N	Pass
6	5.584	39.78	10.31	60.00	-20.22	Peak	N	Pass
6**	5.584	27.67	10.31	50.00	-22.33	AV	N	Pass

A.6 Radiated Emission

Note [1]: The symbol of "--" in the table which means not application.

Note [2]: For the test data above 1 GHz，According the ANSI C63.10-2013, where limits are specified for both average and peak (or quasi-peak) detector functions, if the peak (or quasi-peak) measured value complies with the average limit, it is unnecessary to perform an average measurement.

Note [3]: The low frequency, which started from 9 kHz to 30 MHz, was pre-scanned and the result which was 20 dB lower than the limit line per 15.31(o) was not reported.

Note [4]: The EUT is working in the Normal link mode below 1 GHz. All modes have been tested and normal link mode is worst.

Test Data and Plots

30 MHz to 1 GHz, ANT H

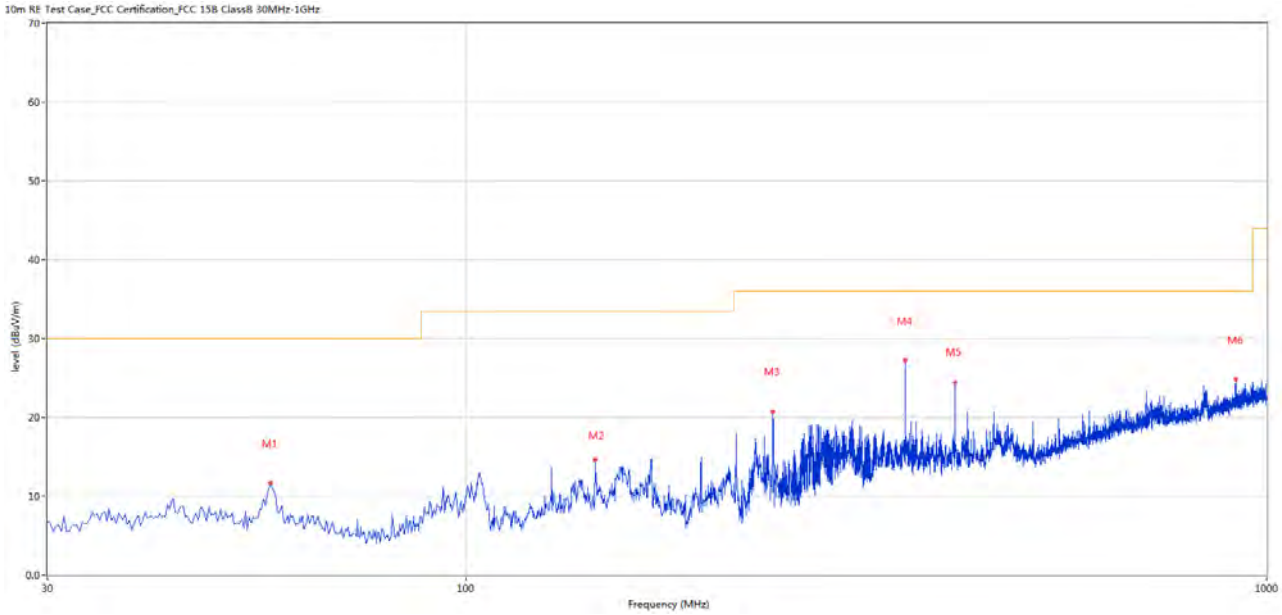

No.	Frequency (MHz)	Results (dBuV/m)	Factor (dB)	Limit (dBuV/m)	Over Limit (dB)	Detector	Table (Degree)	Height (cm)	Antenna	Verdict
1	56.911	11.67	-27.67	30.0	-18.33	Peak	95.00	200	Horizontal	Pass
2	144.916	14.65	-25.99	33.5	-18.85	Peak	125.00	200	Horizontal	Pass
3	241.650	20.74	-27.73	36.0	-15.26	Peak	226.00	200	Horizontal	Pass
4	353.657	27.22	-24.27	36.0	-8.78	Peak	191.00	200	Horizontal	Pass
5	407.963	24.43	-22.79	36.0	-11.57	Peak	256.00	200	Horizontal	Pass
6	914.661	24.84	-12.08	36.0	-11.16	Peak	0.00	200	Horizontal	Pass

30 MHz to 1 GHz, ANT V

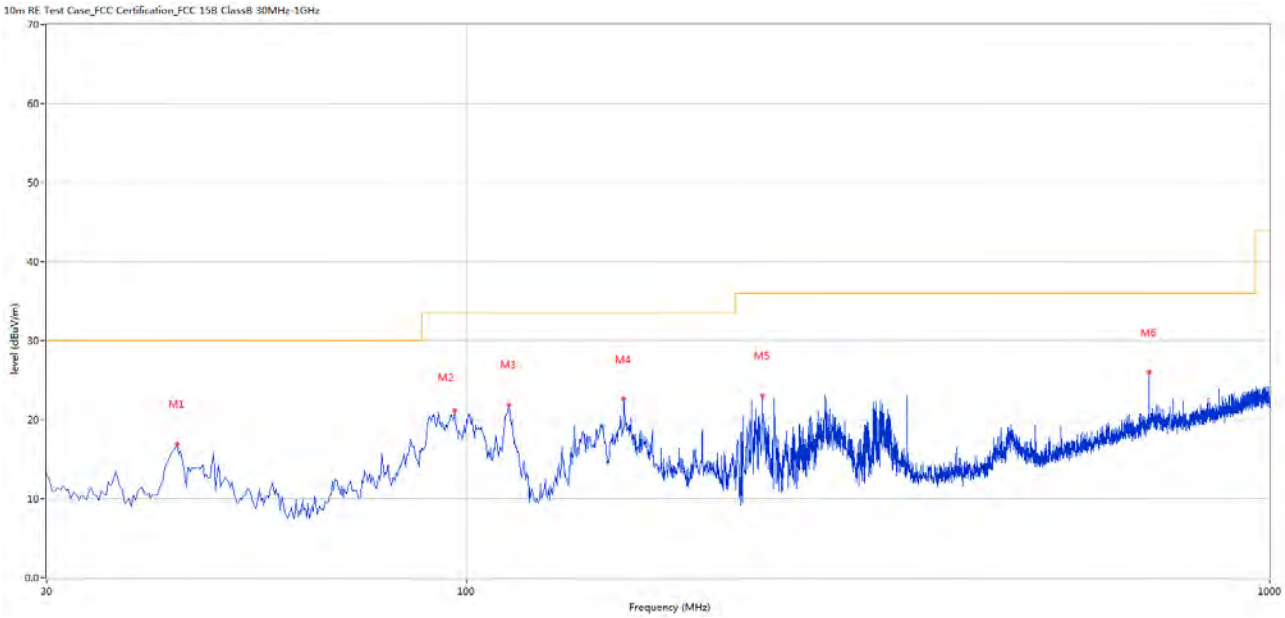

No.	Frequency (MHz)	Results (dBuV/m)	Factor (dB)	Limit (dBuV/m)	Over Limit (dB)	Detector	Table (Degree)	Height (cm)	Antenna	Verdict
1	43.577	16.95	-26.89	30.0	-13.05	Peak	85.00	200	Vertical	Pass
2	96.671	21.15	-30.43	33.5	-12.35	Peak	123.00	100	Vertical	Pass
3	112.914	21.90	-28.79	33.5	-11.60	Peak	53.00	100	Vertical	Pass
4	157.038	22.61	-25.78	33.5	-10.89	Peak	356.00	100	Vertical	Pass
5	233.407	23.09	-28.03	36.0	-12.91	Peak	8.00	100	Vertical	Pass
6	707.376	26.02	-15.95	36.0	-9.98	Peak	19.00	200	Vertical	Pass

Note 1: The marked spikes near 2400 MHz with circle should be ignored because they are Fundamental signal.

Note 2: The spurious above 18G is noise only, do not show on the report.

Note 3: All the configurations were pre tested, only the worst configuration has been reported in this report.

Main Antenna

1 GHz to 18 GHz, ANT H 802.11b Low Channel

No.	Frequency (MHz)	Results (dBuV/m)	Factor (dB)	Limit (dBuV/m)	Over Limit (dB)	Detector	Table (Degree)	Height (cm)	Antenna	Verdict
1	1674.800	45.17	-17.82	74.0	-28.83	Peak	263.00	150	Horizontal	Pass
1**	1674.800	37.26	-17.82	54.0	-16.74	AV	263.00	150	Horizontal	Pass
2	2413.100	104.59	-13.52	74.0	30.59	Peak	235.00	150	Horizontal	N/A
2**	2413.100	101.71	-13.52	54.0	47.71	AV	235.00	150	Horizontal	N/A
3	2708.500	50.25	-11.38	74.0	-23.75	Peak	283.00	150	Horizontal	Pass
3**	2708.500	40.43	-11.38	54.0	-13.57	AV	283.00	150	Horizontal	Pass
4	4503.000	49.83	-4.29	74.0	-24.17	Peak	360.00	150	Horizontal	Pass
4**	4503.000	39.82	-4.29	54.0	-14.18	AV	360.00	150	Horizontal	Pass
5	6765.200	52.57	-1.63	74.0	-21.43	Peak	46.00	150	Horizontal	Pass
5**	6765.200	42.83	-1.63	54.0	-11.17	AV	46.00	150	Horizontal	Pass
6	12223.013	51.06	-0.28	74.0	-22.94	Peak	306.00	150	Horizontal	Pass
6**	12223.013	40.42	-0.28	54.0	-13.58	AV	306.00	150	Horizontal	Pass

1 GHz to 18 GHz, ANT V 802.11b Low Channel

No.	Frequency (MHz)	Results (dBuV/m)	Factor (dB)	Limit (dBuV/m)	Over Limit (dB)	Detector	Table (Degree)	Height (cm)	Antenna	Verdict
1	1674.800	45.17	-17.82	74.0	-28.83	Peak	263.00	150	Horizontal	Pass
1**	1674.800	37.26	-17.82	54.0	-16.74	AV	263.00	150	Horizontal	Pass
2	2413.100	104.59	-13.52	74.0	30.59	Peak	235.00	150	Horizontal	N/A
2**	2413.100	101.71	-13.52	54.0	47.71	AV	235.00	150	Horizontal	N/A
3	2708.500	50.25	-11.38	74.0	-23.75	Peak	283.00	150	Horizontal	Pass
3**	2708.500	40.43	-11.38	54.0	-13.57	AV	283.00	150	Horizontal	Pass
4	4503.000	49.83	-4.29	74.0	-24.17	Peak	360.00	150	Horizontal	Pass
4**	4503.000	39.82	-4.29	54.0	-14.18	AV	360.00	150	Horizontal	Pass
5	6765.200	52.57	-1.63	74.0	-21.43	Peak	46.00	150	Horizontal	Pass
5**	6765.200	42.83	-1.63	54.0	-11.17	AV	46.00	150	Horizontal	Pass
6	12223.013	51.06	-0.28	74.0	-22.94	Peak	306.00	150	Horizontal	Pass
6**	12223.013	40.42	-0.28	54.0	-13.58	AV	306.00	150	Horizontal	Pass

1 GHz to 18 GHz, ANT H 802.11b Middle Channel

No.	Frequency (MHz)	Results (dBuV/m)	Factor (dB)	Limit (dBuV/m)	Over Limit (dB)	Detector	Table (Degree)	Height (cm)	Antenna	Verdict
1	1996.500	52.00	-16.54	74.0	-22.00	Peak	305.00	150	Horizontal	Pass
1**	1996.500	35.30	-16.54	54.0	-18.70	AV	305.00	150	Horizontal	Pass
2	2435.800	104.85	-13.51	74.0	30.85	Peak	236.00	150	Horizontal	N/A
2**	2435.800	101.94	-13.51	54.0	47.94	AV	236.00	150	Horizontal	N/A
3	3000.000	49.29	-10.79	74.0	-24.71	Peak	197.00	150	Horizontal	Pass
3**	3000.000	40.91	-10.79	54.0	-13.09	AV	197.00	150	Horizontal	Pass
4	4858.000	50.61	-3.62	74.0	-23.39	Peak	281.00	150	Horizontal	Pass
4**	4858.000	41.85	-3.62	54.0	-12.15	AV	281.00	150	Horizontal	Pass
5	6687.400	52.66	-2.05	74.0	-21.34	Peak	156.00	150	Horizontal	Pass
5**	6687.400	42.83	-2.05	54.0	-11.17	AV	156.00	150	Horizontal	Pass
6	12248.025	50.74	-0.14	74.0	-23.26	Peak	2.00	150	Horizontal	Pass
6**	12248.025	41.84	-0.14	54.0	-12.16	AV	2.00	150	Horizontal	Pass

1 GHz to 18 GHz, ANT V 802.11b Middle Channel

No.	Frequency (MHz)	Results (dBuV/m)	Factor (dB)	Limit (dBuV/m)	Over Limit (dB)	Detector	Table (Degree)	Height (cm)	Antenna	Verdict
1	1991.700	47.32	-16.62	74.0	-26.68	Peak	149.00	150	Vertical	Pass
1**	1991.700	34.78	-16.62	54.0	-19.22	AV	149.00	150	Vertical	Pass
2	2437.700	97.07	-13.36	74.0	23.07	Peak	190.00	150	Vertical	N/A
2**	2437.700	93.97	-13.36	54.0	39.97	AV	190.00	150	Vertical	N/A
3	4293.200	48.38	-5.30	74.0	-25.62	Peak	23.00	150	Vertical	Pass
3**	4293.200	38.61	-5.30	54.0	-15.39	AV	23.00	150	Vertical	Pass
4	6089.800	52.35	-1.69	74.0	-21.65	Peak	175.00	150	Vertical	Pass
4**	6089.800	43.41	-1.69	54.0	-10.59	AV	175.00	150	Vertical	Pass
5	8063.175	48.61	-3.39	74.0	-25.39	Peak	163.00	150	Vertical	Pass
5**	8063.175	39.86	-3.39	54.0	-14.14	AV	163.00	150	Vertical	Pass
6	11652.037	51.90	-0.37	74.0	-22.10	Peak	360.00	150	Vertical	Pass
6**	11652.037	41.01	-0.37	54.0	-12.99	AV	360.00	150	Vertical	Pass

1 GHz to 18 GHz, ANT H 802.11b High Channel

No.	Frequency (MHz)	Results (dBuV/m)	Factor (dB)	Limit (dBuV/m)	Over Limit (dB)	Detector	Table (Degree)	Height (cm)	Antenna	Verdict
1	1990.700	49.92	-16.66	74.0	-24.08	Peak	158.00	150	Horizontal	Pass
1**	1990.700	34.50	-16.66	54.0	-19.50	AV	158.00	150	Horizontal	Pass
2	2462.100	106.29	-13.89	74.0	32.29	Peak	233.00	150	Horizontal	N/A
2**	2462.100	100.76	-13.89	54.0	46.76	AV	233.00	150	Horizontal	N/A
3	2999.100	50.39	-10.80	74.0	-23.61	Peak	22.00	150	Horizontal	Pass
3**	2999.100	40.71	-10.80	54.0	-13.29	AV	22.00	150	Horizontal	Pass
4	5126.200	50.54	-3.55	74.0	-23.46	Peak	114.00	150	Horizontal	Pass
4**	5126.200	40.88	-3.55	54.0	-13.12	AV	114.00	150	Horizontal	Pass
5	6703.400	52.20	-2.39	74.0	-21.80	Peak	85.00	150	Horizontal	Pass
5**	6703.400	43.03	-2.39	54.0	-10.97	AV	85.00	150	Horizontal	Pass
6	12237.100	50.93	-0.32	74.0	-23.07	Peak	159.00	150	Horizontal	Pass
6**	12237.100	41.58	-0.32	54.0	-12.42	AV	159.00	150	Horizontal	Pass

1 GHz to 18 GHz, ANT V 802.11b High Channel

No.	Frequency (MHz)	Results (dBuV/m)	Factor (dB)	Limit (dBuV/m)	Over Limit (dB)	Detector	Table (Degree)	Height (cm)	Antenna	Verdict
1	1996.000	47.03	-16.53	74.0	-26.97	Peak	223.00	150	Vertical	Pass
1**	1996.000	34.80	-16.53	54.0	-19.20	AV	223.00	150	Vertical	Pass
2	2460.700	96.24	-13.91	74.0	22.24	Peak	155.00	150	Vertical	N/A
2**	2460.700	93.24	-13.91	54.0	39.24	AV	155.00	150	Vertical	N/A
3	2999.200	49.84	-10.80	74.0	-24.16	Peak	200.00	150	Vertical	Pass
3**	2999.200	40.55	-10.80	54.0	-13.45	AV	200.00	150	Vertical	Pass
4	6374.400	53.22	-2.42	74.0	-20.78	Peak	194.00	150	Vertical	Pass
4**	6374.400	43.61	-2.42	54.0	-10.39	AV	194.00	150	Vertical	Pass
5	8054.550	48.65	-3.01	74.0	-25.35	Peak	220.00	150	Vertical	Pass
5**	8054.550	39.82	-3.01	54.0	-14.18	AV	220.00	150	Vertical	Pass
6	11589.363	50.17	-0.06	74.0	-23.83	Peak	52.00	150	Vertical	Pass
6**	11589.363	41.67	-0.06	54.0	-12.33	AV	52.00	150	Vertical	Pass

1 GHz to 18 GHz, ANT H 802.11g Low Channel

No.	Frequency (MHz)	Results (dBuV/m)	Factor (dB)	Limit (dBuV/m)	Over Limit (dB)	Detector	Table (Degree)	Height (cm)	Antenna	Verdict
1	1996.000	47.03	-16.53	74.0	-26.97	Peak	223.00	150	Vertical	Pass
1**	1996.000	34.80	-16.53	54.0	-19.20	AV	223.00	150	Vertical	Pass
2	2460.700	96.24	-13.91	74.0	22.24	Peak	155.00	150	Vertical	N/A
2**	2460.700	93.24	-13.91	54.0	39.24	AV	155.00	150	Vertical	N/A
3	2999.200	49.84	-10.80	74.0	-24.16	Peak	200.00	150	Vertical	Pass
3**	2999.200	40.55	-10.80	54.0	-13.45	AV	200.00	150	Vertical	Pass
4	6374.400	53.22	-2.42	74.0	-20.78	Peak	194.00	150	Vertical	Pass
4**	6374.400	43.61	-2.42	54.0	-10.39	AV	194.00	150	Vertical	Pass
5	8054.550	48.65	-3.01	74.0	-25.35	Peak	220.00	150	Vertical	Pass
5**	8054.550	39.82	-3.01	54.0	-14.18	AV	220.00	150	Vertical	Pass
6	11589.363	50.17	-0.06	74.0	-23.83	Peak	52.00	150	Vertical	Pass
6**	11589.363	41.67	-0.06	54.0	-12.33	AV	52.00	150	Vertical	Pass

1 GHz to 18 GHz, ANT V 802.11g Low Channel

No.	Frequency (MHz)	Results (dBuV/m)	Factor (dB)	Limit (dBuV/m)	Over Limit (dB)	Detector	Table (Degree)	Height (cm)	Antenna	Verdict
1	1998.500	50.26	-16.52	74.0	-23.74	Peak	219.00	150	Vertical	Pass
1**	1998.500	35.69	-16.52	54.0	-18.31	AV	219.00	150	Vertical	Pass
2	2409.300	99.32	-13.45	74.0	25.32	Peak	162.00	150	Vertical	N/A
2**	2409.300	92.26	-13.45	54.0	38.26	AV	162.00	150	Vertical	N/A
3	2991.800	50.81	-11.02	74.0	-23.19	Peak	0.00	150	Vertical	Pass
3**	2991.800	40.60	-11.02	54.0	-13.40	AV	0.00	150	Vertical	Pass
4	4823.600	51.11	-4.07	74.0	-22.89	Peak	138.00	150	Vertical	Pass
4**	4823.600	41.65	-4.07	54.0	-12.35	AV	138.00	150	Vertical	Pass
5	6637.800	52.96	-1.05	74.0	-21.04	Peak	10.00	150	Vertical	Pass
5**	6637.800	42.87	-1.05	54.0	-11.13	AV	10.00	150	Vertical	Pass
6	11693.438	50.74	-0.81	74.0	-23.26	Peak	250.00	150	Vertical	Pass
6**	11693.438	41.10	-0.81	54.0	-12.90	AV	250.00	150	Vertical	Pass

1 GHz to 18 GHz, ANT H 802.11g Middle Channel

No.	Frequency (MHz)	Results (dBuV/m)	Factor (dB)	Limit (dBuV/m)	Over Limit (dB)	Detector	Table (Degree)	Height (cm)	Antenna	Verdict
1	1675.300	45.09	-17.85	74.0	-28.91	Peak	253.00	150	Horizontal	Pass
1**	1675.300	34.68	-17.85	54.0	-19.32	AV	253.00	150	Horizontal	Pass
2	2431.100	107.12	-13.55	74.0	33.12	Peak	237.00	150	Horizontal	N/A
2**	2431.100	98.51	-13.55	54.0	44.51	AV	237.00	150	Horizontal	N/A
3	2991.100	49.54	-11.05	74.0	-24.46	Peak	360.00	150	Horizontal	Pass
3**	2991.100	40.54	-11.05	54.0	-13.46	AV	360.00	150	Horizontal	Pass
4	4854.400	50.39	-3.67	74.0	-23.61	Peak	32.00	150	Horizontal	Pass
4**	4854.400	42.12	-3.67	54.0	-11.88	AV	32.00	150	Horizontal	Pass
5	8062.888	49.37	-3.40	74.0	-24.63	Peak	325.00	150	Horizontal	Pass
5**	8062.888	39.57	-3.40	54.0	-14.43	AV	325.00	150	Horizontal	Pass
6	12227.900	50.76	-0.29	74.0	-23.24	Peak	267.00	150	Horizontal	Pass
6**	12227.900	41.28	-0.29	54.0	-12.72	AV	267.00	150	Horizontal	Pass

1 GHz to 18 GHz, ANT V 802.11g Middle Channel

No.	Frequency (MHz)	Results (dBuV/m)	Factor (dB)	Limit (dBuV/m)	Over Limit (dB)	Detector	Table (Degree)	Height (cm)	Antenna	Verdict
1	1593.600	44.95	-17.94	74.0	-29.05	Peak	238.00	150	Vertical	Pass
1**	1593.600	33.27	-17.94	54.0	-20.73	AV	238.00	150	Vertical	Pass
2	2444.200	98.15	-13.30	74.0	24.15	Peak	160.00	150	Vertical	N/A
2**	2444.200	90.18	-13.30	54.0	36.18	AV	160.00	150	Vertical	N/A
3	2999.900	49.81	-10.79	74.0	-24.19	Peak	206.00	150	Vertical	Pass
3**	2999.900	40.91	-10.79	54.0	-13.09	AV	206.00	150	Vertical	Pass
4	5532.200	51.16	-3.75	74.0	-22.84	Peak	312.00	150	Vertical	Pass
4**	5532.200	41.19	-3.75	54.0	-12.81	AV	312.00	150	Vertical	Pass
5	6846.800	52.93	-1.39	74.0	-21.07	Peak	246.00	150	Vertical	Pass
5**	6846.800	43.63	-1.39	54.0	-10.37	AV	246.00	150	Vertical	Pass
6	11621.850	50.48	-0.18	74.0	-23.52	Peak	76.00	150	Vertical	Pass
6**	11621.850	41.47	-0.18	54.0	-12.53	AV	76.00	150	Vertical	Pass

1 GHz to 18 GHz, ANT H 802.11g High Channel

No.	Frequency (MHz)	Results (dBuV/m)	Factor (dB)	Limit (dBuV/m)	Over Limit (dB)	Detector	Table (Degree)	Height (cm)	Antenna	Verdict
1	1674.300	45.40	-17.85	74.0	-28.60	Peak	253.00	150	Horizontal	Pass
1**	1674.300	37.03	-17.85	54.0	-16.97	AV	253.00	150	Horizontal	Pass
2	2457.400	106.71	-13.84	74.0	32.71	Peak	237.00	150	Horizontal	N/A
2**	2457.400	98.39	-13.84	54.0	44.39	AV	237.00	150	Horizontal	N/A
3	2998.900	50.40	-10.80	74.0	-23.60	Peak	37.00	150	Horizontal	Pass
3**	2998.900	40.83	-10.80	54.0	-13.17	AV	37.00	150	Horizontal	Pass
4	6089.200	52.41	-1.74	74.0	-21.59	Peak	296.00	150	Horizontal	Pass
4**	6089.200	42.62	-1.74	54.0	-11.38	AV	296.00	150	Horizontal	Pass
5	9575.425	49.39	-1.71	74.0	-24.61	Peak	271.00	150	Horizontal	Pass
5**	9575.425	39.45	-1.71	54.0	-14.55	AV	271.00	150	Horizontal	Pass
6	12204.900	50.86	-0.63	74.0	-23.14	Peak	80.00	150	Horizontal	Pass
6**	12204.900	40.83	-0.63	54.0	-13.17	AV	80.00	150	Horizontal	Pass

1 GHz to 18 GHz, ANT V 802.11g High Channel

No.	Frequency (MHz)	Results (dBuV/m)	Factor (dB)	Limit (dBuV/m)	Over Limit (dB)	Detector	Table (Degree)	Height (cm)	Antenna	Verdict
1	1994.600	48.66	-16.52	74.0	-25.34	Peak	230.00	150	Vertical	Pass
1**	1994.600	34.81	-16.52	54.0	-19.19	AV	230.00	150	Vertical	Pass
2	2455.700	96.92	-13.79	74.0	22.92	Peak	160.00	150	Vertical	N/A
2**	2455.700	89.79	-13.79	54.0	35.79	AV	160.00	150	Vertical	N/A
3	2988.300	49.71	-11.17	74.0	-24.29	Peak	307.00	150	Vertical	Pass
3**	2988.300	40.28	-11.17	54.0	-13.72	AV	307.00	150	Vertical	Pass
4	6998.800	52.98	-1.21	74.0	-21.02	Peak	170.00	150	Vertical	Pass
4**	6998.800	43.80	-1.21	54.0	-10.20	AV	170.00	150	Vertical	Pass
5	8520.300	49.67	-3.07	74.0	-24.33	Peak	305.00	150	Vertical	Pass
5**	8520.300	38.03	-3.07	54.0	-15.97	AV	305.00	150	Vertical	Pass
6	12245.724	50.60	-0.19	74.0	-23.40	Peak	44.00	150	Vertical	Pass
6**	12245.724	42.02	-0.19	54.0	-11.98	AV	44.00	150	Vertical	Pass

1 GHz to 18 GHz, ANT H 802.11n20 Low Channel

No.	Frequency (MHz)	Results (dBuV/m)	Factor (dB)	Limit (dBuV/m)	Over Limit (dB)	Detector	Table (Degree)	Height (cm)	Antenna	Verdict
1	1994.600	48.66	-16.52	74.0	-25.34	Peak	230.00	150	Vertical	Pass
1**	1994.600	34.81	-16.52	54.0	-19.19	AV	230.00	150	Vertical	Pass
2	2455.700	96.92	-13.79	74.0	22.92	Peak	160.00	150	Vertical	N/A
2**	2455.700	89.79	-13.79	54.0	35.79	AV	160.00	150	Vertical	N/A
3	2988.300	49.71	-11.17	74.0	-24.29	Peak	307.00	150	Vertical	Pass
3**	2988.300	40.28	-11.17	54.0	-13.72	AV	307.00	150	Vertical	Pass
4	6998.800	52.98	-1.21	74.0	-21.02	Peak	170.00	150	Vertical	Pass
4**	6998.800	43.80	-1.21	54.0	-10.20	AV	170.00	150	Vertical	Pass
5	8520.300	49.67	-3.07	74.0	-24.33	Peak	305.00	150	Vertical	Pass
5**	8520.300	38.03	-3.07	54.0	-15.97	AV	305.00	150	Vertical	Pass
6	12245.724	50.60	-0.19	74.0	-23.40	Peak	44.00	150	Vertical	Pass
6**	12245.724	42.02	-0.19	54.0	-11.98	AV	44.00	150	Vertical	Pass

1 GHz to 18 GHz, ANT V 802.11n20 Low Channel

No.	Frequency (MHz)	Results (dBuV/m)	Factor (dB)	Limit (dBuV/m)	Over Limit (dB)	Detector	Table (Degree)	Height (cm)	Antenna	Verdict
1	1675.200	43.18	-17.85	74.0	-30.82	Peak	127.00	150	Vertical	Pass
1**	1675.200	32.89	-17.85	54.0	-21.11	AV	127.00	150	Vertical	Pass
2	2409.600	97.38	-13.43	74.0	23.38	Peak	145.00	150	Vertical	N/A
2**	2409.600	89.33	-13.43	54.0	35.33	AV	145.00	150	Vertical	N/A
3	2962.700	49.99	-10.81	74.0	-24.01	Peak	0.00	150	Vertical	Pass
3**	2962.700	41.33	-10.81	54.0	-12.67	AV	0.00	150	Vertical	Pass
4	6823.800	52.78	-1.35	74.0	-21.22	Peak	211.00	150	Vertical	Pass
4**	6823.800	43.41	-1.35	54.0	-10.59	AV	211.00	150	Vertical	Pass
5	9079.487	48.32	-3.10	74.0	-25.68	Peak	344.00	150	Vertical	Pass
5**	9079.487	39.79	-3.10	54.0	-14.21	AV	344.00	150	Vertical	Pass
6	11656.350	50.53	-0.42	74.0	-23.47	Peak	91.00	150	Vertical	Pass
6**	11656.350	41.30	-0.42	54.0	-12.70	AV	91.00	150	Vertical	Pass

1 GHz to 18 GHz, ANT H 802.11n20 Middle Channel

No.	Frequency (MHz)	Results (dBuV/m)	Factor (dB)	Limit (dBuV/m)	Over Limit (dB)	Detector	Table (Degree)	Height (cm)	Antenna	Verdict
1	1683.300	45.83	-17.94	74.0	-28.17	Peak	252.00	150	Horizontal	Pass
1**	1683.300	37.45	-17.94	54.0	-16.55	AV	252.00	150	Horizontal	Pass
2	2432.200	106.14	-13.53	74.0	32.14	Peak	233.00	150	Horizontal	N/A
2**	2432.200	98.12	-13.53	54.0	44.12	AV	233.00	150	Horizontal	N/A
3	2990.200	50.56	-11.09	74.0	-23.44	Peak	326.00	150	Horizontal	Pass
3**	2990.200	40.18	-11.09	54.0	-13.82	AV	326.00	150	Horizontal	Pass
4	6460.600	53.17	-1.08	74.0	-20.83	Peak	229.00	150	Horizontal	Pass
4**	6460.600	42.58	-1.08	54.0	-11.42	AV	229.00	150	Horizontal	Pass
5	8591.887	48.51	-3.20	74.0	-25.49	Peak	183.00	150	Horizontal	Pass
5**	8591.887	39.65	-3.20	54.0	-14.35	AV	183.00	150	Horizontal	Pass
6	12247.737	51.19	-0.14	74.0	-22.81	Peak	203.00	150	Horizontal	Pass
6**	12247.737	41.13	-0.14	54.0	-12.87	AV	203.00	150	Horizontal	Pass

1 GHz to 18 GHz, ANT V 802.11n20 Middle Channel

No.	Frequency (MHz)	Results (dBuV/m)	Factor (dB)	Limit (dBuV/m)	Over Limit (dB)	Detector	Table (Degree)	Height (cm)	Antenna	Verdict
1	1995.300	50.65	-16.53	74.0	-23.35	Peak	152.00	150	Vertical	Pass
1**	1995.300	39.08	-16.53	54.0	-14.92	AV	152.00	150	Vertical	Pass
2	2443.900	96.11	-13.28	74.0	22.11	Peak	152.00	150	Vertical	N/A
2**	2443.900	87.38	-13.28	54.0	33.38	AV	152.00	150	Vertical	N/A
3	2999.000	49.75	-10.80	74.0	-24.25	Peak	278.00	150	Vertical	Pass
3**	2999.000	41.24	-10.80	54.0	-12.76	AV	278.00	150	Vertical	Pass
4	6744.400	52.38	-1.81	74.0	-21.62	Peak	360.00	150	Vertical	Pass
4**	6744.400	43.59	-1.81	54.0	-10.41	AV	360.00	150	Vertical	Pass
5	9577.150	49.28	-1.71	74.0	-24.72	Peak	251.00	150	Vertical	Pass
5**	9577.150	38.62	-1.71	54.0	-15.38	AV	251.00	150	Vertical	Pass
6	12240.838	50.73	-0.30	74.0	-23.27	Peak	299.00	150	Vertical	Pass
6**	12240.838	40.55	-0.30	54.0	-13.45	AV	299.00	150	Vertical	Pass

1 GHz to 18 GHz, ANT H 802.11n20 High Channel

No.	Frequency (MHz)	Results (dBuV/m)	Factor (dB)	Limit (dBuV/m)	Over Limit (dB)	Detector	Table (Degree)	Height (cm)	Antenna	Verdict
1	1676.300	45.44	-17.91	74.0	-28.56	Peak	244.00	150	Horizontal	Pass
1**	1676.300	36.48	-17.91	54.0	-17.52	AV	244.00	150	Horizontal	Pass
2	2460.300	105.73	-13.92	74.0	31.73	Peak	224.00	150	Horizontal	N/A
2**	2460.300	97.33	-13.92	54.0	43.33	AV	224.00	150	Horizontal	N/A
3	2999.100	49.96	-10.80	74.0	-24.04	Peak	304.00	150	Horizontal	Pass
3**	2999.100	41.01	-10.80	54.0	-12.99	AV	304.00	150	Horizontal	Pass
4	6114.600	52.54	-1.25	74.0	-21.46	Peak	230.00	150	Horizontal	Pass
4**	6114.600	43.13	-1.25	54.0	-10.87	AV	230.00	150	Horizontal	Pass
5	8399.838	48.07	-4.53	74.0	-25.93	Peak	322.00	150	Horizontal	Pass
5**	8399.838	38.39	-4.53	54.0	-15.61	AV	322.00	150	Horizontal	Pass
6	12238.825	50.81	-0.32	74.0	-23.19	Peak	175.00	150	Horizontal	Pass
6**	12238.825	40.72	-0.32	54.0	-13.28	AV	175.00	150	Horizontal	Pass

1 GHz to 18 GHz, ANT V 802.11n20 High Channel

No.	Frequency (MHz)	Results (dBuV/m)	Factor (dB)	Limit (dBuV/m)	Over Limit (dB)	Detector	Table (Degree)	Height (cm)	Antenna	Verdict
1	1995.900	41.97	-16.53	74.0	-32.03	Peak	266.00	150	Vertical	Pass
1**	1995.900	45.07	-16.53	54.0	-8.93	AV	266.00	150	Vertical	Pass
2	2456.600	95.35	-13.79	74.0	21.35	Peak	152.00	150	Vertical	N/A
2**	2456.600	86.88	-13.79	54.0	32.88	AV	152.00	150	Vertical	N/A
3	2996.600	49.88	-10.83	74.0	-24.12	Peak	360.00	150	Vertical	Pass
3**	2996.600	41.45	-10.83	54.0	-12.55	AV	360.00	150	Vertical	Pass
4	5929.200	52.46	-2.39	74.0	-21.54	Peak	283.00	150	Vertical	Pass
4**	5929.200	43.07	-2.39	54.0	-10.93	AV	283.00	150	Vertical	Pass
5	8074.962	49.28	-3.42	74.0	-24.72	Peak	218.00	150	Vertical	Pass
5**	8074.962	39.09	-3.42	54.0	-14.91	AV	218.00	150	Vertical	Pass
6	12247.737	50.97	-0.14	74.0	-23.03	Peak	272.00	150	Vertical	Pass
6**	12247.737	41.36	-0.14	54.0	-12.64	AV	272.00	150	Vertical	Pass

1 GHz to 18 GHz, ANT H 802.11n40 Low Channel

No.	Frequency (MHz)	Results (dBuV/m)	Factor (dB)	Limit (dBuV/m)	Over Limit (dB)	Detector	Table (Degree)	Height (cm)	Antenna	Verdict
1	1686.100	45.45	-17.87	74.0	-28.55	Peak	240.00	150	Horizontal	Pass
1**	1686.100	33.18	-17.87	54.0	-20.82	AV	240.00	150	Horizontal	Pass
2	2437.400	102.19	-13.37	74.0	28.19	Peak	217.00	150	Horizontal	N/A
2**	2437.400	93.64	-13.37	54.0	39.64	AV	217.00	150	Horizontal	N/A
3	2995.600	49.73	-10.93	74.0	-24.27	Peak	53.00	150	Horizontal	Pass
3**	2995.600	40.34	-10.93	54.0	-13.66	AV	53.00	150	Horizontal	Pass
4	4838.400	50.48	-3.96	74.0	-23.52	Peak	227.00	150	Horizontal	Pass
4**	4838.400	41.00	-3.96	54.0	-13.00	AV	227.00	150	Horizontal	Pass
5	7420.900	48.76	-4.00	74.0	-25.24	Peak	108.00	150	Horizontal	Pass
5**	7420.900	39.80	-4.00	54.0	-14.20	AV	108.00	150	Horizontal	Pass
6	11842.076	50.60	-1.55	74.0	-23.40	Peak	321.00	150	Horizontal	Pass
6**	11842.076	41.29	-1.55	54.0	-12.71	AV	321.00	150	Horizontal	Pass

1 GHz to 18 GHz, ANT V 802.11n40 Low Channel

No.	Frequency (MHz)	Results (dBuV/m)	Factor (dB)	Limit (dBuV/m)	Over Limit (dB)	Detector	Table (Degree)	Height (cm)	Antenna	Verdict
1	1994.700	40.73	-16.52	74.0	-33.27	Peak	319.00	150	Vertical	Pass
1**	1994.700	44.36	-16.52	54.0	-9.64	AV	319.00	150	Vertical	Pass
2	2413.400	92.98	-13.52	74.0	18.98	Peak	152.00	150	Vertical	N/A
2**	2413.400	84.46	-13.52	54.0	30.46	AV	152.00	150	Vertical	N/A
3	2994.500	49.78	-11.06	74.0	-24.22	Peak	360.00	150	Vertical	Pass
3**	2994.500	41.10	-11.06	54.0	-12.90	AV	360.00	150	Vertical	Pass
4	4810.600	49.90	-3.74	74.0	-24.10	Peak	118.00	150	Vertical	Pass
4**	4810.600	41.22	-3.74	54.0	-12.78	AV	118.00	150	Vertical	Pass
5	6830.000	52.81	-1.46	74.0	-21.19	Peak	360.00	150	Vertical	Pass
5**	6830.000	43.38	-1.46	54.0	-10.62	AV	360.00	150	Vertical	Pass
6	12241.988	51.08	-0.28	74.0	-22.92	Peak	25.00	150	Vertical	Pass
6**	12241.988	41.82	-0.28	54.0	-12.18	AV	25.00	150	Vertical	Pass

1 GHz to 18 GHz, ANT H 802.11n40 Middle Channel

No.	Frequency (MHz)	Results (dBuV/m)	Factor (dB)	Limit (dBuV/m)	Over Limit (dB)	Detector	Table (Degree)	Height (cm)	Antenna	Verdict
1	1996.600	50.75	-16.54	74.0	-23.25	Peak	274.00	150	Horizontal	Pass
1**	1996.600	34.62	-16.54	54.0	-19.38	AV	274.00	150	Horizontal	Pass
2	2443.600	102.60	-13.31	74.0	28.60	Peak	230.00	150	Horizontal	N/A
2**	2443.600	94.36	-13.31	54.0	40.36	AV	230.00	150	Horizontal	N/A
3	2997.400	49.72	-10.82	74.0	-24.28	Peak	34.00	150	Horizontal	Pass
3**	2997.400	40.84	-10.82	54.0	-13.16	AV	34.00	150	Horizontal	Pass
4	4841.000	50.08	-3.95	74.0	-23.92	Peak	157.00	150	Horizontal	Pass
4**	4841.000	40.69	-3.95	54.0	-13.31	AV	157.00	150	Horizontal	Pass
5	6846.200	53.44	-1.43	74.0	-20.56	Peak	135.00	150	Horizontal	Pass
5**	6846.200	43.53	-1.43	54.0	-10.47	AV	135.00	150	Horizontal	Pass
6	12335.138	50.97	-0.83	74.0	-23.03	Peak	127.00	150	Horizontal	Pass
6**	12335.138	42.07	-0.83	54.0	-11.93	AV	127.00	150	Horizontal	Pass

1 GHz to 18 GHz, ANT V 802.11n40 Middle Channel

No.	Frequency (MHz)	Results (dBuV/m)	Factor (dB)	Limit (dBuV/m)	Over Limit (dB)	Detector	Table (Degree)	Height (cm)	Antenna	Verdict
1	1990.800	52.65	-16.65	74.0	-21.35	Peak	234.00	150	Vertical	Pass
1**	1990.800	42.84	-16.65	54.0	-11.16	AV	234.00	150	Vertical	Pass
2	2443.800	92.35	-13.29	74.0	18.35	Peak	164.00	150	Vertical	N/A
2**	2443.800	84.71	-13.29	54.0	30.71	AV	164.00	150	Vertical	N/A
3	2999.500	49.76	-10.80	74.0	-24.24	Peak	33.00	150	Vertical	Pass
3**	2999.500	41.04	-10.80	54.0	-12.96	AV	33.00	150	Vertical	Pass
4	4076.400	47.90	-5.29	74.0	-26.10	Peak	287.00	150	Vertical	Pass
4**	4076.400	38.99	-5.29	54.0	-15.01	AV	287.00	150	Vertical	Pass
5	6099.400	52.62	-1.32	74.0	-21.38	Peak	312.00	150	Vertical	Pass
5**	6099.400	42.18	-1.32	54.0	-11.82	AV	312.00	150	Vertical	Pass
6	11658.075	50.61	-0.45	74.0	-23.39	Peak	315.00	150	Vertical	Pass
6**	11658.075	41.14	-0.45	54.0	-12.86	AV	315.00	150	Vertical	Pass

1 GHz to 18 GHz, ANT H 802.11n40 High Channel

No.	Frequency (MHz)	Results (dBuV/m)	Factor (dB)	Limit (dBuV/m)	Over Limit (dB)	Detector	Table (Degree)	Height (cm)	Antenna	Verdict
1	1684.700	45.09	-17.88	74.0	-28.91	Peak	254.00	150	Horizontal	Pass
1**	1684.700	34.06	-17.88	54.0	-19.94	AV	254.00	150	Horizontal	Pass
2	2465.500	102.21	-13.71	74.0	28.21	Peak	232.00	150	Horizontal	N/A
2**	2465.500	94.02	-13.71	54.0	40.02	AV	232.00	150	Horizontal	N/A
3	2996.400	49.57	-10.83	74.0	-24.43	Peak	85.00	150	Horizontal	Pass
3**	2996.400	41.20	-10.83	54.0	-12.80	AV	85.00	150	Horizontal	Pass
4	6537.800	52.46	-2.50	74.0	-21.54	Peak	236.00	150	Horizontal	Pass
4**	6537.800	42.59	-2.50	54.0	-11.41	AV	236.00	150	Horizontal	Pass
5	8093.650	49.54	-3.45	74.0	-24.46	Peak	0.00	150	Horizontal	Pass
5**	8093.650	39.27	-3.45	54.0	-14.73	AV	0.00	150	Horizontal	Pass
6	11649.162	50.68	-0.34	74.0	-23.32	Peak	261.00	150	Horizontal	Pass
6**	11649.162	41.50	-0.34	54.0	-12.50	AV	261.00	150	Horizontal	Pass

1 GHz to 18 GHz, ANT V 802.11n40 High Channel

No.	Frequency (MHz)	Results (dBuV/m)	Factor (dB)	Limit (dBuV/m)	Over Limit (dB)	Detector	Table (Degree)	Height (cm)	Antenna	Verdict
1	2091.400	47.06	-15.00	74.0	-26.94	Peak	245.00	150	Vertical	Pass
1**	2091.400	36.57	-15.00	54.0	-17.43	AV	245.00	150	Vertical	Pass
2	2446.100	92.06	-13.45	74.0	18.06	Peak	162.00	150	Vertical	N/A
2**	2446.100	83.04	-13.45	54.0	29.04	AV	162.00	150	Vertical	N/A
3	2975.400	50.21	-11.30	74.0	-23.79	Peak	245.00	150	Vertical	Pass
3**	2975.400	40.02	-11.30	54.0	-13.98	AV	245.00	150	Vertical	Pass
4	4835.600	50.83	-4.08	74.0	-23.17	Peak	195.00	150	Vertical	Pass
4**	4835.600	41.58	-4.08	54.0	-12.42	AV	195.00	150	Vertical	Pass
5	6989.000	52.22	-1.17	74.0	-21.78	Peak	208.00	150	Vertical	Pass
5**	6989.000	43.17	-1.17	54.0	-10.83	AV	208.00	150	Vertical	Pass
6	12185.925	50.36	-0.91	74.0	-23.64	Peak	347.00	150	Vertical	Pass
6**	12185.925	40.42	-0.91	54.0	-13.58	AV	347.00	150	Vertical	Pass

1 GHz to 18 GHz, ANT H 802.11ax20 (SU) Low Channel

No.	Frequency (MHz)	Results (dBuV/m)	Factor (dB)	Limit (dBuV/m)	Over Limit (dB)	Detector	Table (Degree)	Height (cm)	Antenna	Verdict
1	1667.200	45.20	-17.81	74.0	-28.80	Peak	254.00	150	Horizontal	Pass
1**	1667.200	33.64	-17.81	54.0	-20.36	AV	254.00	150	Horizontal	Pass
2	2406.900	106.26	-13.46	74.0	32.26	Peak	239.00	150	Horizontal	N/A
2**	2406.900	96.81	-13.46	54.0	42.81	AV	239.00	150	Horizontal	N/A
3	2971.900	49.53	-11.15	74.0	-24.47	Peak	153.00	150	Horizontal	Pass
3**	2971.900	41.03	-11.15	54.0	-12.97	AV	153.00	150	Horizontal	Pass
4	4834.600	50.79	-4.12	74.0	-23.21	Peak	320.00	150	Horizontal	Pass
4**	4834.600	41.16	-4.12	54.0	-12.84	AV	320.00	150	Horizontal	Pass
5	6992.400	52.47	-1.07	74.0	-21.53	Peak	223.00	150	Horizontal	Pass
5**	6992.400	43.74	-1.07	54.0	-10.26	AV	223.00	150	Horizontal	Pass
6	12270.451	50.33	0.06	74.0	-23.67	Peak	225.00	150	Horizontal	Pass
6**	12270.451	41.35	0.06	54.0	-12.65	AV	225.00	150	Horizontal	Pass

1 GHz to 18 GHz, ANT V802.11ax20 (SU) Low Channel

No.	Frequency (MHz)	Results (dBuV/m)	Factor (dB)	Limit (dBuV/m)	Over Limit (dB)	Detector	Table (Degree)	Height (cm)	Antenna	Verdict
1	1592.500	43.97	-17.96	74.0	-30.03	Peak	237.00	150	Vertical	Pass
1**	1592.500	34.43	-17.96	54.0	-19.57	AV	237.00	150	Vertical	Pass
2	2404.300	97.11	-13.33	74.0	23.11	Peak	160.00	150	Vertical	N/A
2**	2404.300	88.52	-13.33	54.0	34.52	AV	160.00	150	Vertical	N/A
3	2967.000	50.29	-11.02	74.0	-23.71	Peak	66.00	150	Vertical	Pass
3**	2967.000	40.69	-11.02	54.0	-13.31	AV	66.00	150	Vertical	Pass
4	5980.400	52.22	-1.95	74.0	-21.78	Peak	68.00	150	Vertical	Pass
4**	5980.400	42.80	-1.95	54.0	-11.20	AV	68.00	150	Vertical	Pass
5	8053.112	49.52	-2.97	74.0	-24.48	Peak	169.00	150	Vertical	Pass
5**	8053.112	39.20	-2.97	54.0	-14.80	AV	169.00	150	Vertical	Pass
6	12335.425	50.88	-0.84	74.0	-23.12	Peak	0.00	150	Vertical	Pass
6**	12335.425	42.33	-0.84	54.0	-11.67	AV	0.00	150	Vertical	Pass

1 GHz to 18 GHz, ANT H 802.11ax20 (SU) Middle Channel

No.	Frequency (MHz)	Results (dBuV/m)	Factor (dB)	Limit (dBuV/m)	Over Limit (dB)	Detector	Table (Degree)	Height (cm)	Antenna	Verdict
1	1995.800	50.75	-16.53	74.0	-23.25	Peak	169.00	150	Horizontal	Pass
1**	1995.800	34.59	-16.53	54.0	-19.41	AV	169.00	150	Horizontal	Pass
2	2428.700	106.82	-13.58	74.0	32.82	Peak	238.00	150	Horizontal	N/A
2**	2428.700	97.75	-13.58	54.0	43.75	AV	238.00	150	Horizontal	N/A
3	2996.500	49.88	-10.83	74.0	-24.12	Peak	121.00	150	Horizontal	Pass
3**	2996.500	40.86	-10.83	54.0	-13.14	AV	121.00	150	Horizontal	Pass
4	5225.400	50.50	-4.07	74.0	-23.50	Peak	212.00	150	Horizontal	Pass
4**	5225.400	40.16	-4.07	54.0	-13.84	AV	212.00	150	Horizontal	Pass
5	6991.800	52.84	-1.06	74.0	-21.16	Peak	60.00	150	Horizontal	Pass
5**	6991.800	44.42	-1.06	54.0	-9.58	AV	60.00	150	Horizontal	Pass
6	11679.638	50.66	-0.95	74.0	-23.34	Peak	330.00	150	Horizontal	Pass
6**	11679.638	41.59	-0.95	54.0	-12.41	AV	330.00	150	Horizontal	Pass

1 GHz to 18 GHz, ANT V 802.11ax20 (SU) Middle Channel

No.	Frequency (MHz)	Results (dBuV/m)	Factor (dB)	Limit (dBuV/m)	Over Limit (dB)	Detector	Table (Degree)	Height (cm)	Antenna	Verdict
1	1997.200	50.43	-16.54	74.0	-23.57	Peak	192.00	150	Vertical	Pass
1**	1997.200	34.14	-16.54	54.0	-19.86	AV	192.00	150	Vertical	Pass
2	2441.800	96.92	-13.44	74.0	22.92	Peak	162.00	150	Vertical	N/A
2**	2441.800	87.48	-13.44	54.0	33.48	AV	162.00	150	Vertical	N/A
3	2998.800	49.65	-10.81	74.0	-24.35	Peak	231.00	150	Vertical	Pass
3**	2998.800	41.56	-10.81	54.0	-12.44	AV	231.00	150	Vertical	Pass
4	5126.000	50.76	-3.55	74.0	-23.24	Peak	161.00	150	Vertical	Pass
4**	5126.000	40.63	-3.55	54.0	-13.37	AV	161.00	150	Vertical	Pass
5	8057.425	49.08	-3.17	74.0	-24.92	Peak	48.00	150	Vertical	Pass
5**	8057.425	39.84	-3.17	54.0	-14.16	AV	48.00	150	Vertical	Pass
6	11660.662	50.72	-0.49	74.0	-23.28	Peak	206.00	150	Vertical	Pass
6**	11660.662	41.67	-0.49	54.0	-12.33	AV	206.00	150	Vertical	Pass