FCC TEST REPORT

Test report
On Behalf of
Shenzhenshi Jiujiadianzishangwuyouxiangongsi
For
USB WIFI ADAPTER
Model No.: N21, N36, N35, N34, N33, N32, N30, M32, M21, M33, M34, M35, M36, M37, M39, L21, L20, L23, L32, L33, L35

FCC ID: 2AYQ6-N21

Prepared For :	**Shenzhenshi Jiujiadianzishangwuyouxiangongsi** **Longgangqu Bujijiedao Jihualu,393 Hao Haifadasha 220, shenzhen Guangdong, China**
Prepared By :	**Shenzhen HUAK Testing Technology Co., Ltd.** **1-2/F., Building B2, Junfeng Zhongcheng Zhizao Innovation Park, Heping, Fuhai Street, Bao'an District, Shenzhen, Guangdong, China**
Date of Test:	**Jun. 06, 2023 ~ Jun. 15, 2023**
Date of Report:	**Jun. 15, 2023**
Report Number:	**HK2306062322-3E**

The results shown in this test report refer only to the sample(s) tested unless otherwise stated and the sample(s) are retained for 30 days only. The document is issued by HUAK, this document cannot be reproduced except in full with our prior written permission. The more details and the authenticity of the report will be confirmed at http://www.cer-mark.com.

TEST RESULT CERTIFICATION

Applicant's name .....:	Shenzhenshi Jiujiadianzishangwuyouxiangongsi
Address .....:	Longgangqu Bujijiedao Jihualu,393 Hao Haifadasha 220, shenzhen Guangdong, China
Manufacture's Name.....:	Shenzhenshi Jiujiadianzishangwuyouxiangongsi
Address .....:	Longgangqu Bujijiedao Jihualu,393 Hao Haifadasha 220, shenzhen Guangdong, China
Product description	
Trade Mark:	Nineplus, livingthing, mobelly
Product name ..... :	USB WIFI ADAPTER
Model and/or type reference .:	N21, N36, N35, N34, N33, N32, N30, M32, M21, M33, M34, M35, M36, M37, M39, L21, L20, L23, L32, L33, L35
Standards .....:	FCC Rules and Regulations Part 15 Subpart E Section 15.407 ANSI C63.10: 2013

This publication may be reproduced in whole or in part for non-commercial purposes as long as the Shenzhen HUAK Testing Technology Co., Ltd. is acknowledged as copyright owner and source of the material. Shenzhen HUAK Testing Technology Co., Ltd. takes no responsibility for and will not assume liability for damages resulting from the reader's interpretation of the reproduced material due to its placement and context.

Date of Test .....:	
Date (s) of performance of tests .....:	**Jun. 06, 2023 ~ Jun. 15, 2023**
Date of Issue.....:	**Jun. 15, 2023**
Test Result .....:	**Pass**

Testing Engineer : Gary Qian

(Gary Qian)

Technical Manager : Eden Hu

(Eden Hu)

Authorized Signatory : Jason Zhou

(Jason Zhou)

The results shown in this test report refer only to the sample(s) tested unless otherwise stated and the sample(s) are retained for 30 days only. The document is issued by HUAK, this document cannot be reproduced except in full with our prior written permission. The more details and the authenticity of the report will be confirmed at http://www.cer-mark.com.

TABLE OF CONTENTS

1. TEST RESULT SUMMARY 5
   1.1. TEST PROCEDURES AND RESULTS 5
   1.2. INFORMATION OF THE TEST LABORATORY 5
   1.3. MEASUREMENT UNCERTAINTY 6
2. EUT DESCRIPTION 7
   2.1. GENERAL DESCRIPTION OF EUT 7
   2.2. OPERATION FREQUENCY EACH OF CHANNEL 8
   2.3. OPERATION OF EUT DURING TESTING 8
   2.4. DESCRIPTION OF TEST SETUP 9
3. GENERA INFORMATION 10
   3.1. TEST ENVIRONMENT AND MODE 10
   3.2. DESCRIPTION OF SUPPORT UNITS 11
4. TEST RESULTS AND MEASUREMENT DATA 12
   4.1. CONDUCTED EMISSION 12
   4.2. MAXIMUM CONDUCTED OUTPUT POWER 16
   4.3. 6DB EMISSION BANDWIDTH 20
   4.4. 26DB BANDWIDTH AND 99% OCCUPIED BANDWIDTH 41
   4.5. POWER SPECTRAL DENSITY 42
   4.6. BAND EDGE 60
   4.7. SPURIOUS EMISSION 81
   4.8. FREQUENCY STABILITY MEASUREMENT 106
   4.9. ANTENNA REQUIREMENT 108
5. PHOTOGRAPHS OF TEST SETUP 109
6. PHOTOS OF THE EUT 111

The results shown in this test report refer only to the sample(s) tested unless otherwise stated and the sample(s) are retained for 30 days only. The document is issued by HUAK, this document cannot be reproduced except in full with our prior written permission. The more details and the authenticity of the report will be confirmed at http://www.cer-mark.com.

** Modified History **

Revision	Description	Issued Data	Remark
Revision 1.0	Initial Test Report Release	Jun. 15, 2023	Jason Zhou

The results shown in this test report refer only to the sample(s) tested unless otherwise stated and the sample(s) are retained for 30 days only. The document is issued by HUAK, this document cannot be reproduced except in full with our prior written permission. The more details and the authenticity of the report will be confirmed at http://www.cer-mark.com.

TEL : +86-755 2302 9901 FAX : +86-755 2302 9901 E-mail : service@cer-mark.com
Add: 1-2F., Building B2, Junfeng Zhongcheng Zhizao Innovation Park, Heping Community, Fuhai Street, Bao'an District, Shenzhen, Guangdong, China

1. TEST RESULT SUMMARY

1.1. TEST PROCEDURES AND RESULTS

Requirement	CFR 47 Section	Result
Antenna requirement	§15.203	PASS
AC Power Line Conducted Emission	§15.207	PASS
Maximum Conducted Output Power	§15.407(a)	PASS
6dB Emission Bandwidth	§15.407(e)	PASS
26dB Emission Bandwidth& 99% Occupied Bandwidth	§15.407(a)	N/A
Power Spectral Density	§15.407(a)	PASS
Band edge	§15.407(b)/15.209/15.205	PASS
Radiated Emission	§15.407(b)/15.209/15.205	PASS
Frequency Stability	§15.407(g)	PASS

Note:

1. PASS: Test item meets the requirement.

2. Fail: Test item does not meet the requirement.

3. N/A: Test case does not apply to the test object.

4. The test result judgment is decided by the limit of test standard.

1.2. INFORMATION OF THE TEST LABORATORY

Shenzhen HUAK Testing Technology Co., Ltd.
Add.: 1-2/F., Building B2, Junfeng Zhongcheng Zhizao Innovation Park, Heping, Fuhai Street, Bao'an District, Shenzhen, Guangdong, China

Testing Laboratory Authorization：

A2LA Accreditation Code is 4781.01.
FCC Designation Number is CN1229.
Canada IC CAB identifier is CN0045.
CNAS Registration Number is L9589.

The results shown in this test report refer only to the sample(s) tested unless otherwise stated and the sample(s) are retained for 30 days only. The document is issued by HUAK, this document cannot be reproduced except in full with our prior written permission. The more details and the authenticity of the report will be confirmed at http://www.cer-mark.com.

1.3. MEASUREMENT UNCERTAINTY

The reported uncertainty of measurement y ± U, where expended uncertainty U is based on a standard uncertainty multiplied by a coverage factor of k=2, providing a level of confidence of approximately 95 %.

No.	Item	MU
1	Conducted Emission	±0.37dB
2	RF power, conducted	±3.35dB
3	Spurious emissions, conducted	±2.20dB
4	All emissions, radiated(<1G)	±3.90dB
5	All emissions, radiated(>1G)	±4.28dB
6	Temperature	±0.1°C
7	Humidity	±1.0%

The results shown in this test report refer only to the sample(s) tested unless otherwise stated and the sample(s) are retained for 30 days only. The document is issued by HUAK, this document cannot be reproduced except in full with our prior written permission. The more details and the authenticity of the report will be confirmed at http://www.cer-mark.com.

2. EUT DESCRIPTION

2.1. GENERAL DESCRIPTION OF EUT

Equipment:	USB WIFI ADAPTER
Model Name:	N21
Serial Model:	N36, N35, N34, N33, N32, N30, M32, M21, M33, M34, M35, M36, M37, M39, L21, L20, L23, L32, L33, L35
Model Difference:	All model's the function, software and electric circuit are the same, only with the shape of the shell, the color and model named different. Test sample model: N21.
Trade Mark:	Nineplus, livingthing, mobelly
FCC ID:	2AYQ6-N21
Operation Frequency:	IEEE 802.11a/n/ac/ax(HT20)5.745GHz-5.825GHz IEEE 802.11n/ac/ax(HT40)5.755GHz-5.795GHz IEEE 802.11ac/ax(HT80) 5.775GHz
Modulation Technology:	IEEE 802.11a/n/ac/ax
Modulation Type:	OFDM, OFDMA
Antenna Type:	Shrapnel antenna
Antenna Gain:	Antenna 1:2.68dBi Antenna 2:2.68dBi MIMO: 5.690dBi
Power Source:	DC 5V
Power Supply:	DC 5V
Hardware Version:	V1.0
Software Version:	V1.0
Note: The EUT incorporates a MIMO function. Physically, it provides two completed transmitt ers and receivers(2T2R), two transmit signals are completely correlated, then, Direction gain= GANT + Array Gain(Array Gain=10 log(2) dB for power spectral density; Array Gain=0 for power measurement)	

The results shown in this test report refer only to the sample(s) tested unless otherwise stated and the sample(s) are retained for 30 days only. The document is issued by HUAK, this document cannot be reproduced except in full with our prior written permission. The more details and the authenticity of the report will be confirmed at http://www.cer-mark.com.

2.2. OPERATION FREQUENCY EACH OF CHANNEL

802.11a/802.11n(HT20) 802.11ac(HT20) 802.11ax(HT20)		802.11n(HT40)/ 802.11ac(HT40) 802.11ax(HT40)		802.11ac(HT80) 802.11ax(HT80)	
Channel	Frequency	Channel	Frequency	Channel	Frequency
149	5745	151	5755	155	5775
153	5765	159	5795		
157	5785				
161	5805				
165	5825				

Note:

In section 15.31(m), regards to the operating frequency range over 10 MHz, the Lowest frequency, the middle frequency, and the highest frequency of channel were selected to perform the test, and the selected channel see below:

2.3. OPERATION OF EUT DURING TESTING

Band IV (5725 - 5850 MHz)		
For 802.11a/n (HT20)/ac(HT20)/axHT20)		
Channel Number	Channel	Frequency (MHz）
149	Low	5745
157	Mid	5785
165	High	5825

For 802.11n (HT40)/ ac(HT40)/axHT40)		
Channel Number	Channel	Frequency (MHz）
151	Low	5755
159	High	5795

For 802.11ac(HT80)/ax(HT80)		
Channel Number	Channel	Frequency (MHz）
155	/	5775

The results shown in this test report refer only to the sample(s) tested unless otherwise stated and the sample(s) are retained for 30 days only. The document is issued by HUAK, this document cannot be reproduced except in full with our prior written permission. The more details and the authenticity of the report will be confirmed at http://www.cer-mark.com.

2.4. DESCRIPTION OF TEST SETUP

Operation of EUT during conducted testing and below 1GHz Radiation testing:



Operation of EUT during Above1GHz Radiation testing:

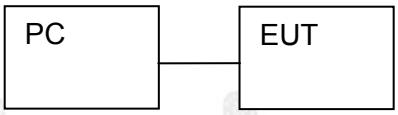

PC information
Model: TP00067A
Input: DC 20V, 2.25-30.25A
Output: 5VDC, 0.5A

The sample was placed (0.8m below 1GHz, 1.5m above 1GHz) above the ground plane of 3m chamber. Measurements in both horizontal and vertical polarities were performed. During the test, each emission was maximized by: having the EUT continuously working, investigated all operating modes, rotated about all 3 axis (X, Y & Z) and considered typical configuration to obtain worst position, manipulating interconnecting cables, rotating the turntable, varying antenna height from 1m to 4m in both horizontal and vertical polarizations. The emissions worst-case are shown in Test Results of the following pages. The worst case is X position

The results shown in this test report refer only to the sample(s) tested unless otherwise stated and the sample(s) are retained for 30 days only. The document is issued by HUAK, this document cannot be reproduced except in full with our prior written permission. The more details and the authenticity of the report will be confirmed at http://www.cer-mark.com.

3. GENERA INFORMATION

3.1. TEST ENVIRONMENT AND MODE

Operating Environment:	
Temperature:	25.0 °C
Humidity:	56 % RH
Atmospheric Pressure:	1010 mbar
Test Mode:	
Engineering mode:	Keep the EUT in continuous transmitting by select channel and modulations(The value of duty cycle is 100%)
The sample was placed 0.8m/1.5m for blow/above 1GHz above the ground plane of 3m chamber. Measurements in both horizontal and vertical polarities were performed. During the test, each emission was maximized by: having the EUT continuously working, investigated all operating modes, rotated about all 3 axis (X, Y & Z) and considered typical configuration to obtain worst position, manipulating interconnecting cables, rotating the turntable, varying antenna height from 1m to 4m in both horizontal and vertical polarizations. The emissions worst-case are shown in Test Results of the following pages.	

We have verified the construction and function in typical operation. All the test modes were carried out with the EUT in transmitting operation, which was shown in this test report and defined as follows:	
Per-scan all kind of data rate in lowest channel, and found the follow list which it was worst case.	
Mode	Data rate
802.11a	6 Mbps
802.11n(HT20)	MCS0
802.11n(HT40)	MCS0
802.11ac(HT20)/ac(HT40)/ac(HT80)	MCS0
802.11ax(HT20)/ax(HT40)/ax(HT80)	MCS0
Final Test Mode:	
Operation mode:	Keep the EUT in continuous transmitting with modulation

The results shown in this test report refer only to the sample(s) tested unless otherwise stated and the sample(s) are retained for 30 days only. The document is issued by HUAK, this document cannot be reproduced except in full with our prior written permission. The more details and the authenticity of the report will be confirmed at http://www.cer-mark.com.

3.2. DESCRIPTION OF SUPPORT UNITS

The EUT has been tested as an independent unit together with other necessary accessories or support units. The following support units or accessories were used to form a representative test configuration during the tests.

Equipment	Model No.	Serial No.	FCC ID	Trade Name
/	/	/	/	/

Note:

1. All the equipment/cables were placed in the worst-case configuration to maximize the emission during the test.

2. Grounding was established in accordance with the manufacturer's requirements and conditions for the intended use.

3. For conducted measurements (Output Power, Emission Bandwidth, Power Spectral Density, Spurious Emissions), the antenna of EUT is connected to the test equipment via temporary antenna connector, the antenna connector is soldered on the antenna port of EUT, and the temporary antenna connector is listed in the Test Instruments.

The results shown in this test report refer only to the sample(s) tested unless otherwise stated and the sample(s) are retained for 30 days only. The document is issued by HUAK, this document cannot be reproduced except in full with our prior written permission. The more details and the authenticity of the report will be confirmed at http://www.cer-mark.com.

4. TEST RESULTS AND MEASUREMENT DATA

4.1. CONDUCTED EMISSION

4.1.1. Test Specification

Test Requirement:	FCC Part15 C Section 15.207
Test Method:	ANSI C63.10:2013
Frequency Range:	150 kHz to 30 MHz
Receiver setup:	RBW=9 kHz, VBW=30 kHz, Sweep time=auto
Limits:	Frequency range (MHz) / Limit (dBuV): Quasi-peak / Average 0.15-0.5: 66 to 56* / 56 to 46* 0.5-5: 56 / 46 5-30: 60 / 50
Test Setup:	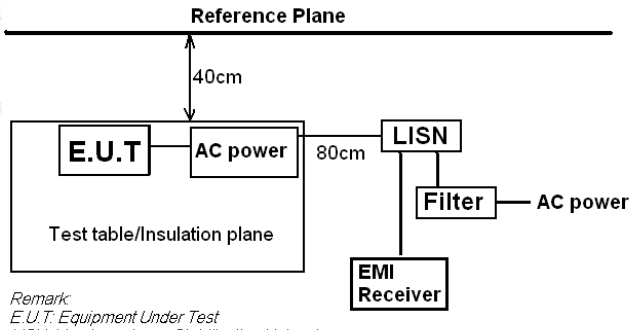 *Remark:* *E.U.T: Equipment Under Test* *LISN: Line Impedence Stabilization Network* *Test table height=0.8m*
Test Mode:	Tx Mode
Test Procedure:	1. The E.U.T and simulators are connected to the main power through a line impedance stabilization network (L.I.S.N.). This provides a 50ohm/50uH coupling impedance for the measuring equipment. 2. The peripheral devices are also connected to the main power through a LISN that provides a 50ohm/50uH coupling impedance with 50ohm termination. (Please refer to the block diagram of the test setup and photographs). 3. Both sides of A.C. line are checked for maximum conducted interference. In order to find the maximum emission, the relative positions of equipment and all of the interface cables must be changed according to ANSI C63.10: 2013 on conducted measurement.
Test Result:	Pass

The results shown in this test report refer only to the sample(s) tested unless otherwise stated and the sample(s) are retained for 30 days only. The document is issued by HUAK, this document cannot be reproduced except in full with our prior written permission. The more details and the authenticity of the report will be confirmed at http://www.cer-mark.com.

4.1.2. Test Instruments

Conducted Emission Shielding Room Test Site (843)					
Equipment	**Manufacturer**	**Model**	**Serial Number**	**Calibration Date**	**Calibration Due**
Receiver	R&S	ESR-7	HKE-010	Feb. 17, 2023	Feb. 16, 2024
LISN	R&S	ENV216	HKE-002	Feb. 17, 2023	Feb. 16, 2024
Coax cable (9KHz-30MHz)	Times	381806-002	N/A	Feb. 17, 2023	Feb. 16, 2024
Conducted test software	Tonscend	TS+ Rev 2.5.0.0	HKE-081	N/A	N/A

Note: *The calibration interval of the above test instruments is 12 months and the calibrations are traceable to international system unit (SI).*

The results shown in this test report refer only to the sample(s) tested unless otherwise stated and the sample(s) are retained for 30 days only. The document is issued by HUAK, this document cannot be reproduced except in full with our prior written permission. The more details and the authenticity of the report will be confirmed at http://www.cer-mark.com.

4.1.3. Test data

Test Specification: Line

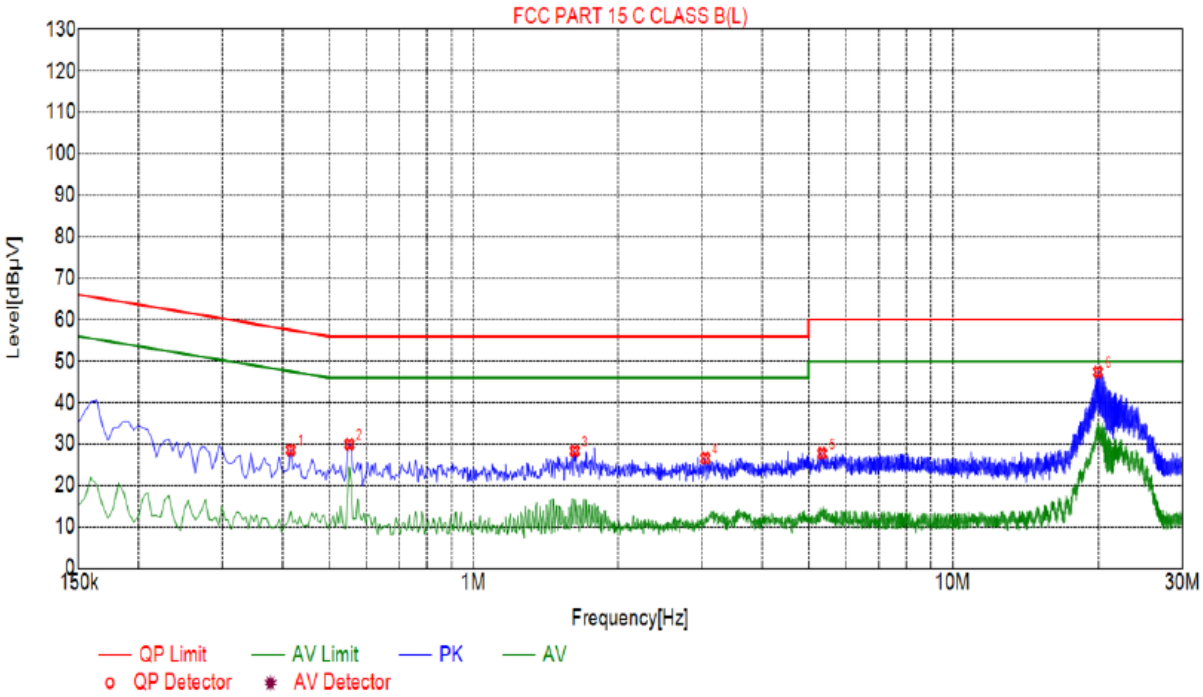

Suspected List								
NO.	Freq. [MHz]	Level [dBµV]	Factor [dB]	Limit [dBµV]	Margin [dB]	Reading [dBµV]	Detector	Type
1	0.4155	28.58	20.03	57.54	28.96	8.05	PK	L
2	0.5505	29.95	20.06	56.00	26.05	9.39	PK	L
3	1.6260	28.34	20.11	56.00	27.66	7.23	PK	L
4	3.0480	26.56	20.22	56.00	29.44	6.34	PK	L
5	5.3385	27.73	20.26	60.00	32.27	6.97	PK	L
6	19.9680	47.41	20.10	60.00	12.59	27.31	PK	L

Remark: Margin = Limit – Level
Correction factor = Cable lose + LISN insertion loss
Level=Test receiver reading + correction factor

The results shown in this test report refer only to the sample(s) tested unless otherwise stated and the sample(s) are retained for 30 days only. The document is issued by HUAK, this document cannot be reproduced except in full with our prior written permission. The more details and the authenticity of the report will be confirmed at http://www.cer-mark.com.

Test Specification: Neutral

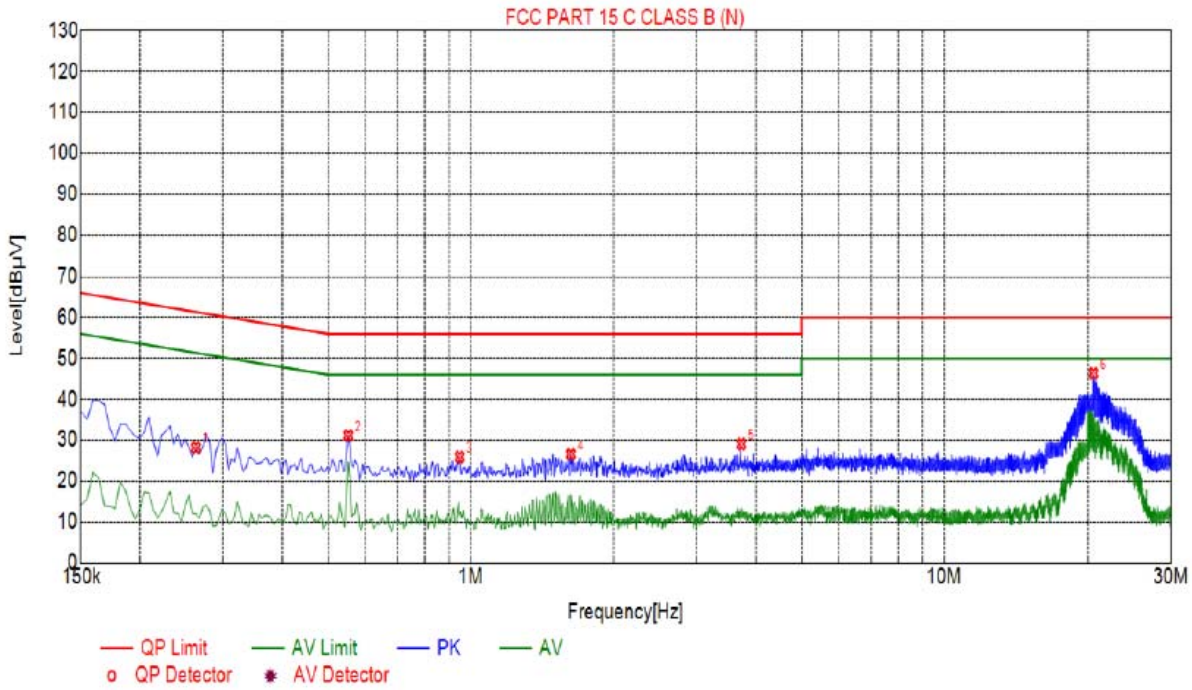

Suspected List								
NO.	Freq. [MHz]	Level [dBµV]	Factor [dB]	Limit [dBµV]	Margin [dB]	Reading [dBµV]	Detector	Type
1	0.2625	28.17	20.03	61.35	33.18	11.61	PK	N
2	0.5505	31.18	20.06	56.00	24.82	11.12	PK	N
3	0.9465	25.89	20.06	56.00	30.11	5.83	PK	N
4	1.6260	26.57	20.11	56.00	29.43	6.46	PK	N
5	3.7275	29.06	20.25	56.00	26.94	8.81	PK	N
6	20.5530	46.35	20.12	60.00	13.65	26.23	PK	N

Remark: Margin = Limit – Level
Correction factor = Cable lose + LISN insertion loss
Level=Test receiver reading + correction factor

The results shown in this test report refer only to the sample(s) tested unless otherwise stated and the sample(s) are retained for 30 days only. The document is issued by HUAK, this document cannot be reproduced except in full with our prior written permission. The more details and the authenticity of the report will be confirmed at http://www.cer-mark.com.

4.2. MAXIMUM CONDUCTED OUTPUT POWER

4.2.1. Test Specification

Test Requirement:	FCC Part15 E Section 15.407(a)
Test Method:	KDB789033 D02 General UNII Test Procedures New Rules v02.r01 Section E
Limit:	Frequency Band (MHz) / Limit 5725-5850 / 1 W
Test Setup:	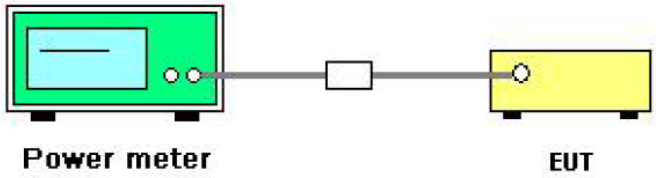
Test Mode:	Transmitting mode with modulation
Test Procedure:	1. The testing follows the Measurement Procedure of KDB789033 D02 General UNII Test Procedures New Rules v02r01 Section E, 3, a. 2. The RF output of EUT was connected to the power meter by RF cable and attenuator. The path loss was compensated to the results for each measurement. 3. Set to the maximum power setting and enable the EUT transmit continuously. 4. Measure the conducted output power and record the results in the test report.
Test Result:	PASS
Remark:	Conducted output power= measurement power +10log(1/x) X is duty cycle=1, so 10log(1/1)=0 Conducted output power= measurement power

The results shown in this test report refer only to the sample(s) tested unless otherwise stated and the sample(s) are retained for 30 days only. The document is issued by HUAK, this document cannot be reproduced except in full with our prior written permission. The more details and the authenticity of the report will be confirmed at http://www.cer-mark.com.

4.2.2. Test Instruments

RF Test Room					
Equipment	**Manufacturer**	**Model**	**Serial Number**	**Calibration Date**	**Calibration Due**
Spectrum analyzer	Agilent	N9020A	HKE-048	Feb. 17, 2023	Feb. 16, 2024
Power meter	Agilent	E4419B	HKE-085	Feb. 17, 2023	Feb. 16, 2024
Power Sensor	Agilent	E9300A	HKE-086	Feb. 17, 2023	Feb. 16, 2024
RF cable	Times	1-40G	HKE-034	Feb. 17, 2023	Feb. 16, 2024
RF automatic control unit	Tonscend	JS0806-2	HKE-060	Feb. 17, 2023	Feb. 16, 2024

Note: *The calibration interval of the above test instruments is 12 months and the calibrations are traceable to international system unit (SI).*

The results shown in this test report refer only to the sample(s) tested unless otherwise stated and the sample(s) are retained for 30 days only. The document is issued by HUAK, this document cannot be reproduced except in full with our prior written permission. The more details and the authenticity of the report will be confirmed at http://www.cer-mark.com.

Test Data

Configuration Band IV (5725 - 5850 MHz)					
Mode	Test channel	Maximum Conducted Output Power (dBm)		FCC Limit (dBm)	Result
		Antenna port 1	Antenna port 2		
11a	CH149	3.67	2.40	30	PASS
11a	CH157	3.13	3.33	30	PASS
11a	CH165	3.13	3.42	30	PASS
11n(HT20)	CH149	3.25	2.73	30	PASS
11n(HT20)	CH157	3.48	3.08	30	PASS
11n(HT20)	CH165	3.37	2.89	30	PASS
11n(HT40)	CH151	3.48	2.71	30	PASS
11n(HT40)	CH159	3.19	3.16	30	PASS
11ac(HT20)	CH149	3.28	3.46	30	PASS
11ac(HT20)	CH157	3.65	3.81	30	PASS
11ac(HT20)	CH165	3.68	3.32	30	PASS
11ac(HT40)	CH151	3.74	3.64	30	PASS
11ac(HT40)	CH159	3.20	3.23	30	PASS
11ac(HT80)	CH155	3.15	3.88	30	PASS
11ax(HT20)	CH149	3.07	2.48	30	PASS
11ax(HT20)	CH157	2.40	2.69	30	PASS
11ax(HT20)	CH165	2.82	3.17	30	PASS
11ax(HT40)	CH151	2.54	2.17	30	PASS
11ax(HT40)	CH159	2.59	3.04	30	PASS
11ax(HT80)	CH155	2.38	2.71	30	PASS

The results shown in this test report refer only to the sample(s) tested unless otherwise stated and the sample(s) are retained for 30 days only. The document is issued by HUAK, this document cannot be reproduced except in full with our prior written permission. The more details and the authenticity of the report will be confirmed at http://www.cer-mark.com.

Configuration Band IV (5725 - 5850 MHz)				
Mode	Test channel	Maximum Conducted Output Power (dBm)	FCC Limit (dBm)	Result
		MIMO		
11n(HT20)	CH149	6.01	30	PASS
11n(HT20)	CH157	6.29	30	PASS
11n(HT20)	CH165	6.15	30	PASS
11n(HT40)	CH151	6.12	30	PASS
11n(HT40)	CH159	6.19	30	PASS
11ac(HT20)	CH149	6.38	30	PASS
11ac(HT20)	CH157	6.74	30	PASS
11ac(HT20)	CH165	6.51	30	PASS
11ac(HT40)	CH151	6.70	30	PASS
11ac(HT40)	CH159	6.23	30	PASS
11ac(HT80)	CH155	6.54	30	PASS
11ax(HT20)	CH157	5.80	30	PASS
11ax(HT20)	CH165	5.56	30	PASS
11ax(HT20)	CH165	6.01	30	PASS
11ax(HT40)	CH151	5.37	30	PASS
11ax(HT40)	CH159	5.83	30	PASS
11ax(HT80)	CH155	5.56	30	PASS

The results shown in this test report refer only to the sample(s) tested unless otherwise stated and the sample(s) are retained for 30 days only. The document is issued by HUAK, this document cannot be reproduced except in full with our prior written permission. The more details and the authenticity of the report will be confirmed at http://www.cer-mark.com.

4.3. 6DB EMISSION BANDWIDTH

4.3.1. Test Specification

Test Requirement:	FCC CFR47 Part 15 Section 15.407(e)
Test Method:	KDB789033 D02 General UNII Test Procedures New Rules v01r04 Section C
Limit:	>500kHz
Test Setup:	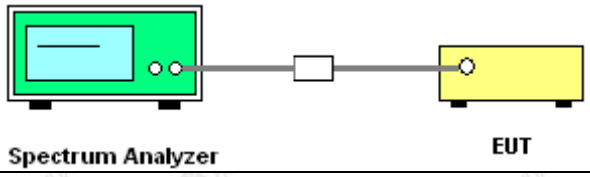
Test Mode:	Transmitting mode with modulation
Test Procedure:	1. KDB789033 D02 General UNII Test Procedures New Rules v02r01 Section C. 2. Set to the maximum power setting and enable the EUT transmit continuously. 3. Make the measurement with the spectrum analyzer's resolution bandwidth (RBW) = 100 kHz. Set the Video bandwidth (VBW) = 300 kHz. In order to make an accurate measurement. The 6dB bandwidth must be greater than 500 kHz. 4. Measure and record the results in the test report.
Test Result:	PASS

4.3.2. Test Instruments

RF Test Room					
Equipment	**Manufacturer**	**Model**	**Serial Number**	**Calibration Date**	**Calibration Due**
Spectrum analyzer	Agilent	N9020A	HKE-048	Feb. 17, 2023	Feb. 16, 2024
RF cable	Times	1-40G	HKE-034	Feb. 17, 2023	Feb. 16, 2024
RF automatic control unit	Tonscend	JS0806-2	HKE-060	Feb. 17, 2023	Feb. 16, 2024

Note: *The calibration interval of the above test instruments is 12 months and the calibrations are traceable to international system unit (SI).*

The results shown in this test report refer only to the sample(s) tested unless otherwise stated and the sample(s) are retained for 30 days only. The document is issued by HUAK, this document cannot be reproduced except in full with our prior written permission. The more details and the authenticity of the report will be confirmed at http://www.cer-mark.com.

4.3.3. Test data

ANT 1

Band IV (5725 - 5850 MHz)					
Mode	Test channel	Frequency (MHz)	6 dB Bandwidth (MHz)	Limit (MHz)	Result
11a	CH149	5745	15.520	0.5	PASS
11a	CH157	5785	16.120	0.5	PASS
11a	CH165	5825	16.280	0.5	PASS
11n(HT20)	CH149	5745	17.280	0.5	PASS
11n(HT20)	CH157	5785	17.080	0.5	PASS
11n(HT20)	CH165	5825	16.400	0.5	PASS
11n(HT40)	CH151	5755	32.560	0.5	PASS
11n(HT40)	CH159	5795	35.040	0.5	PASS
11ac(HT20)	CH149	5745	17.520	0.5	PASS
11ac(HT20)	CH157	5785	17.560	0.5	PASS
11ac(HT20)	CH165	5825	17.600	0.5	PASS
11ac(HT40)	CH151	5755	32.640	0.5	PASS
11ac(HT40)	CH159	5795	26.320	0.5	PASS
11ac(HT80)	CH155	5775	71.360	0.5	PASS
11ax(HT20)	CH149	5745	18.920	0.5	PASS
11ax(HT20)	CH157	5785	18.560	0.5	PASS
11ax(HT20)	CH165	5825	18.880	0.5	PASS
11ax(HT40)	CH151	5755	35.120	0.5	PASS
11ax(HT40)	CH159	5795	35.120	0.5	PASS
11ax(HT80)	CH155	5775	75.040	0.5	PASS

Test plots as follows:

The results shown in this test report refer only to the sample(s) tested unless otherwise stated and the sample(s) are retained for 30 days only. The document is issued by HUAK, this document cannot be reproduced except in full with our prior written permission. The more details and the authenticity of the report will be confirmed at http://www.cer-mark.com.

Band IV (5725 – 5850 MHz)

802.11a

Low

Mid

High

The results shown in this test report refer only to the sample(s) tested unless otherwise stated and the sample(s) are retained for 30 days only. The document is issued by HUAK, this document cannot be reproduced except in full with our prior written permission. The more details and the authenticity of the report will be confirmed at http://www.cer-mark.com.

802.11n(HT20)

Low

Mid

High

The results shown in this test report refer only to the sample(s) tested unless otherwise stated and the sample(s) are retained for 30 days only. The document is issued by HUAK, this document cannot be reproduced except in full with our prior written permission. The more details and the authenticity of the report will be confirmed at http://www.cer-mark.com.

802.11n(HT40)

Low

High

The results shown in this test report refer only to the sample(s) tested unless otherwise stated and the sample(s) are retained for 30 days only. The document is issued by HUAK, this document cannot be reproduced except in full with our prior written permission. The more details and the authenticity of the report will be confirmed at http://www.cer-mark.com.

802.11ac(HT20)

Low

Mid

High

The results shown in this test report refer only to the sample(s) tested unless otherwise stated and the sample(s) are retained for 30 days only. The document is issued by HUAK, this document cannot be reproduced except in full with our prior written permission. The more details and the authenticity of the report will be confirmed at http://www.cer-mark.com.

802.11ac(HT40)

Low

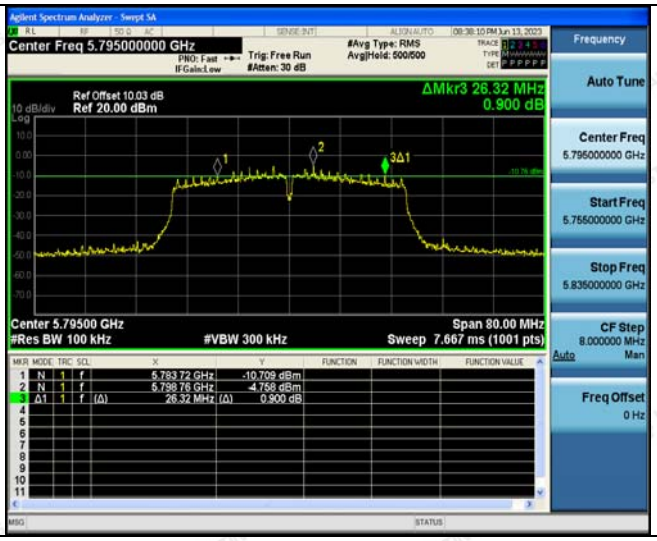

High

The results shown in this test report refer only to the sample(s) tested unless otherwise stated and the sample(s) are retained for 30 days only. The document is issued by HUAK, this document cannot be reproduced except in full with our prior written permission. The more details and the authenticity of the report will be confirmed at http://www.cer-mark.com.

802.11ac(HT80)

The results shown in this test report refer only to the sample(s) tested unless otherwise stated and the sample(s) are retained for 30 days only. The document is issued by HUAK, this document cannot be reproduced except in full with our prior written permission. The more details and the authenticity of the report will be confirmed at http://www.cer-mark.com.

802.11ax(HT20)

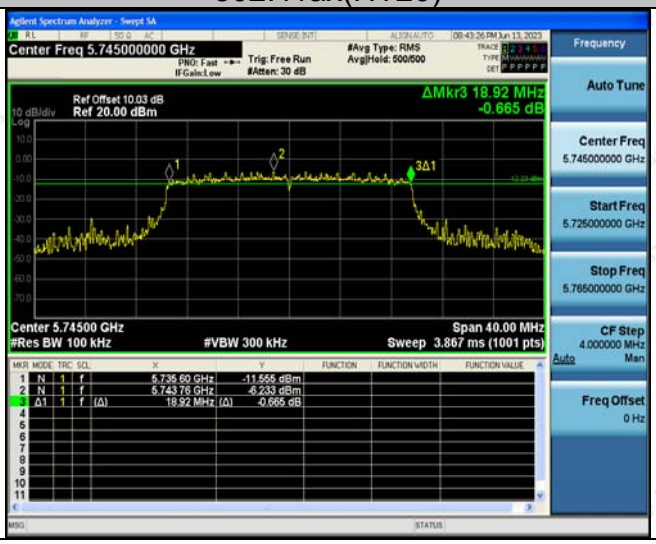

Low

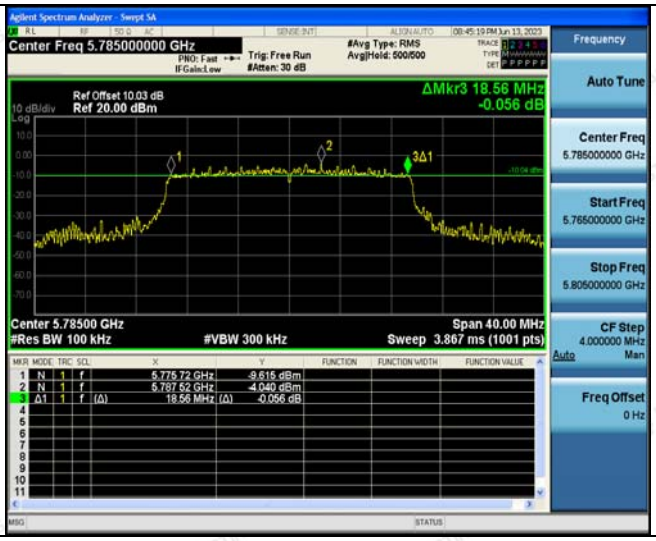

Mid

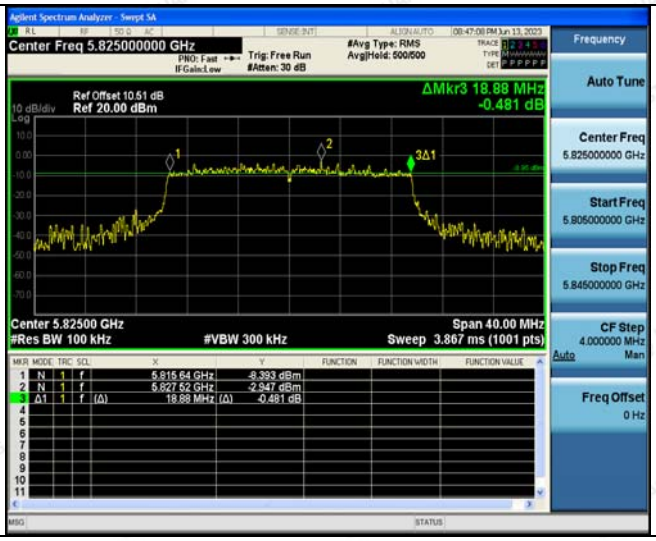

High

The results shown in this test report refer only to the sample(s) tested unless otherwise stated and the sample(s) are retained for 30 days only. The document is issued by HUAK, this document cannot be reproduced except in full with our prior written permission. The more details and the authenticity of the report will be confirmed at http://www.cer-mark.com.

802.11ax(HT40)

Low

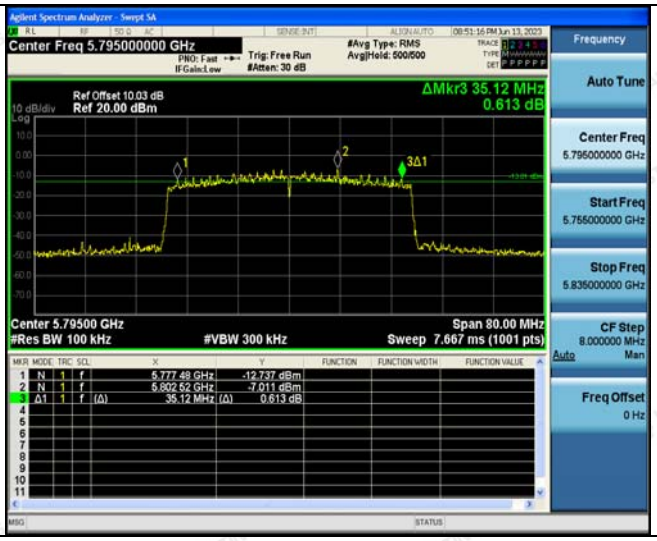

High

The results shown in this test report refer only to the sample(s) tested unless otherwise stated and the sample(s) are retained for 30 days only. The document is issued by HUAK, this document cannot be reproduced except in full with our prior written permission. The more details and the authenticity of the report will be confirmed at http://www.cer-mark.com.

802.11ax(HT80)

The results shown in this test report refer only to the sample(s) tested unless otherwise stated and the sample(s) are retained for 30 days only. The document is issued by HUAK, this document cannot be reproduced except in full with our prior written permission. The more details and the authenticity of the report will be confirmed at http://www.cer-mark.com.

ANT 2

Band IV (5725 - 5850 MHz)					
Mode	Test channel	Frequency (MHz)	6 dB Bandwidth (MHz)	Limit (MHz)	Result
11a	CH149	5745	16.400	0.5	PASS
11a	CH157	5785	15.880	0.5	PASS
11a	CH161	5825	16.000	0.5	PASS
11n(HT20)	CH149	5745	17.560	0.5	PASS
11n(HT20)	CH157	5785	16.760	0.5	PASS
11n(HT20)	CH161	5825	17.560	0.5	PASS
11n(HT40)	CH151	5755	32.560	0.5	PASS
11n(HT40)	CH159	5795	33.840	0.5	PASS
11ac(HT20)	CH149	5745	17.560	0.5	PASS
11ac(HT20)	CH157	5785	17.320	0.5	PASS
11ac(HT20)	CH165	5825	17.320	0.5	PASS
11ac(HT40)	CH151	5755	35.120	0.5	PASS
11ac(HT40)	CH159	5795	35.120	0.5	PASS
11ac(HT80)	CH155	5775	75.040	0.5	PASS
11ax(HT20)	CH149	5745	18.560	0.5	PASS
11ax(HT20)	CH157	5785	17.440	0.5	PASS
11ax(HT20)	CH165	5825	17.040	0.5	PASS
11ax(HT40)	CH151	5755	35.280	0.5	PASS
11ax(HT40)	CH159	5795	36.480	0.5	PASS
11ax(HT80)	CH155	5775	75.040	0.5	PASS

Test plots as follows:

The results shown in this test report refer only to the sample(s) tested unless otherwise stated and the sample(s) are retained for 30 days only. The document is issued by HUAK, this document cannot be reproduced except in full with our prior written permission. The more details and the authenticity of the report will be confirmed at http://www.cer-mark.com.

Band IV (5725 – 5850 MHz)

802.11a

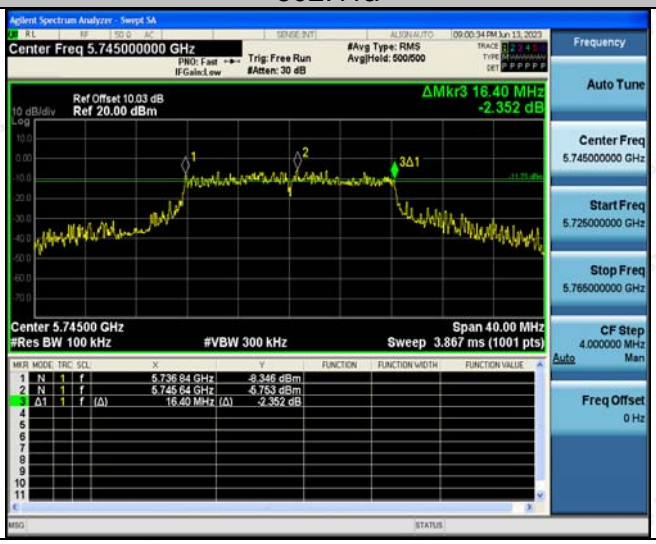

Low

Mid

High

The results shown in this test report refer only to the sample(s) tested unless otherwise stated and the sample(s) are retained for 30 days only. The document is issued by HUAK, this document cannot be reproduced except in full with our prior written permission. The more details and the authenticity of the report will be confirmed at http://www.cer-mark.com.

802.11n(HT20)

Low

Mid

High

The results shown in this test report refer only to the sample(s) tested unless otherwise stated and the sample(s) are retained for 30 days only. The document is issued by HUAK, this document cannot be reproduced except in full with our prior written permission. The more details and the authenticity of the report will be confirmed at http://www.cer-mark.com.

802.11n(HT40)

Low

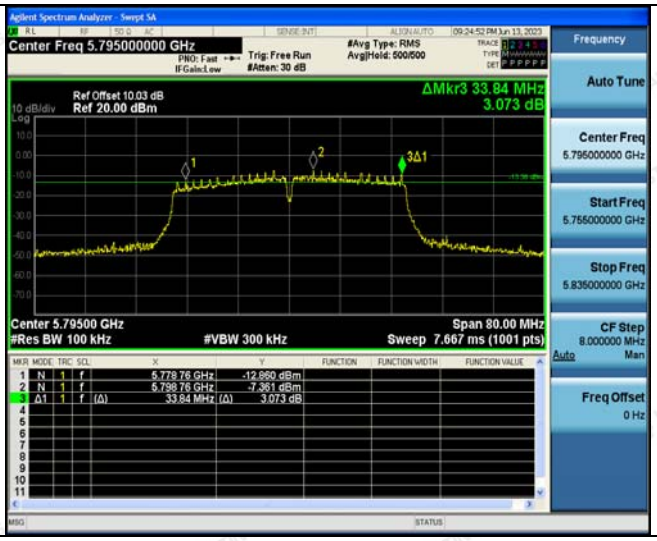

High

The results shown in this test report refer only to the sample(s) tested unless otherwise stated and the sample(s) are retained for 30 days only. The document is issued by HUAK, this document cannot be reproduced except in full with our prior written permission. The more details and the authenticity of the report will be confirmed at http://www.cer-mark.com.

802.11ac(HT20)

Low

Mid

High

The results shown in this test report refer only to the sample(s) tested unless otherwise stated and the sample(s) are retained for 30 days only. The document is issued by HUAK, this document cannot be reproduced except in full with our prior written permission. The more details and the authenticity of the report will be confirmed at http://www.cer-mark.com.

802.11ac(HT40)

Low

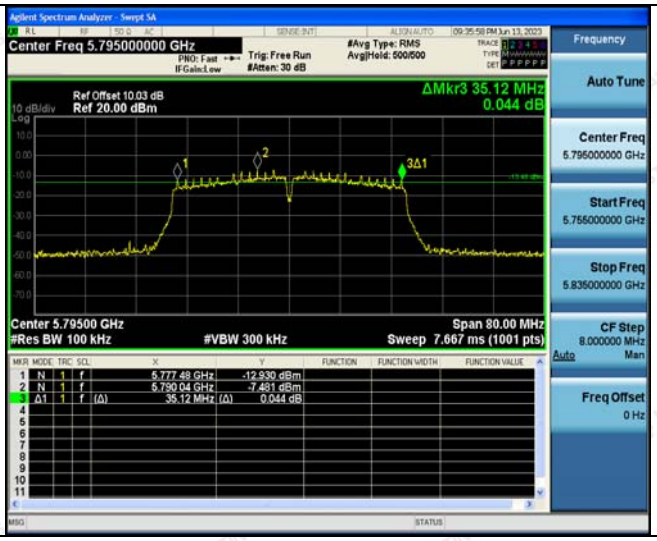

High

The results shown in this test report refer only to the sample(s) tested unless otherwise stated and the sample(s) are retained for 30 days only. The document is issued by HUAK, this document cannot be reproduced except in full with our prior written permission. The more details and the authenticity of the report will be confirmed at http://www.cer-mark.com.

802.11ac(HT80)

The results shown in this test report refer only to the sample(s) tested unless otherwise stated and the sample(s) are retained for 30 days only. The document is issued by HUAK, this document cannot be reproduced except in full with our prior written permission. The more details and the authenticity of the report will be confirmed at http://www.cer-mark.com.

802.11ax(HT20)

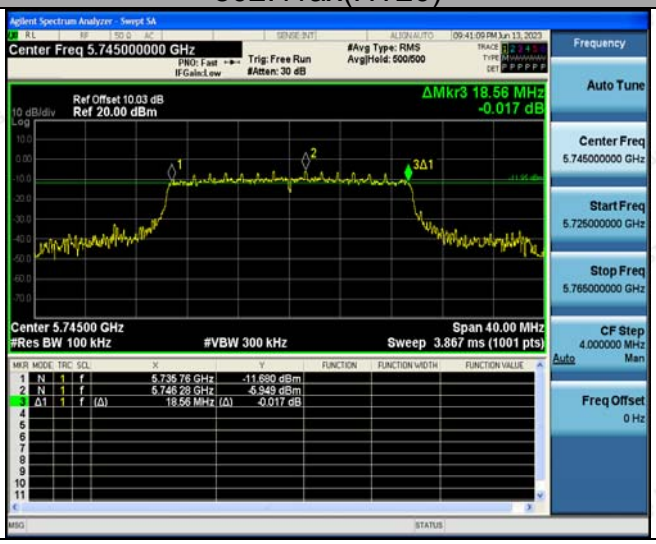

Low

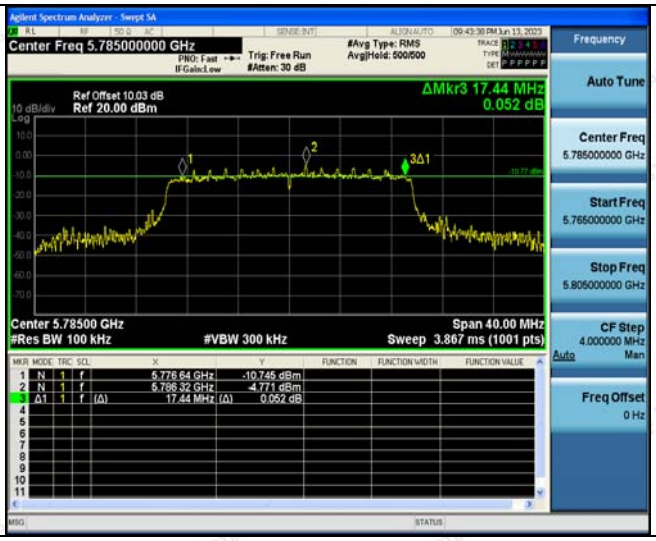

Mid

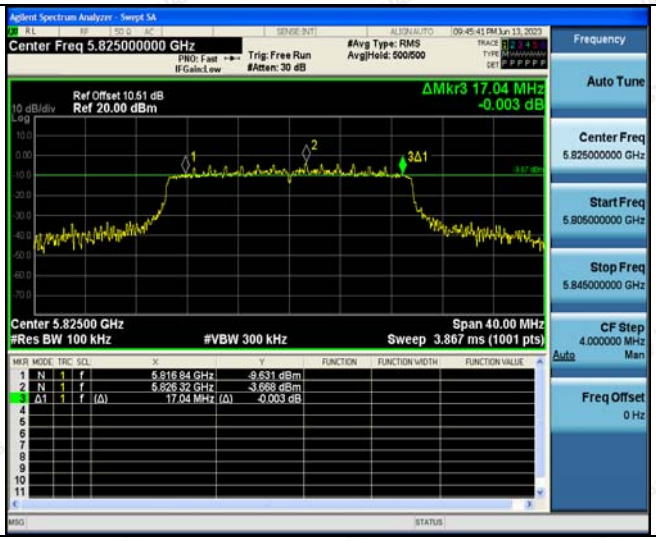

High

The results shown in this test report refer only to the sample(s) tested unless otherwise stated and the sample(s) are retained for 30 days only. The document is issued by HUAK, this document cannot be reproduced except in full with our prior written permission. The more details and the authenticity of the report will be confirmed at http://www.cer-mark.com.

802.11ax(HT40)
Low
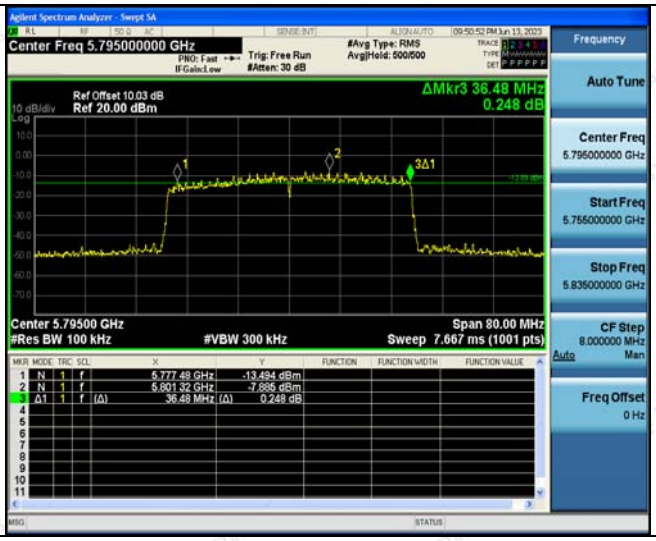
High

The results shown in this test report refer only to the sample(s) tested unless otherwise stated and the sample(s) are retained for 30 days only. The document is issued by HUAK, this document cannot be reproduced except in full with our prior written permission. The more details and the authenticity of the report will be confirmed at http://www.cer-mark.com.

802.11ax(HT80)

The results shown in this test report refer only to the sample(s) tested unless otherwise stated and the sample(s) are retained for 30 days only. The document is issued by HUAK, this document cannot be reproduced except in full with our prior written permission. The more details and the authenticity of the report will be confirmed at http://www.cer-mark.com.

4.4. 26DB BANDWIDTH AND 99% OCCUPIED BANDWIDTH

4.4.1. Test Specification

Test Requirement:	47 CFR Part 15C Section 15.407 (a)
Test Method:	KDB789033 D02 General UNII Test Procedures New Rules v02r01 Section C
Limit:	No restriction limits
Test Setup:	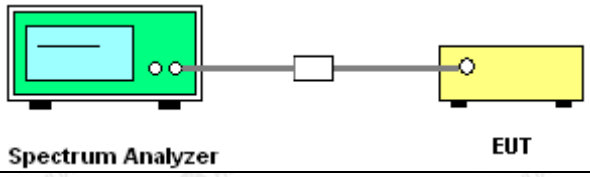
Test Mode:	Transmitting mode with modulation
Test Procedure:	1. KDB789033 D02 General UNII Test Procedures New Rules v02r01 Section C. 2. Set to the maximum power setting and enable the EUT transmit continuously. 3. Make the measurement with the spectrum analyzer's resolution bandwidth RBW = 1% EBW, VBW≥3RBW, In order to make an accurate measurement. 4. Measure and record the results in the test report.
Test Result:	N/A

4.4.2. Test Instruments

RF Test Room					
Equipment	**Manufacturer**	**Model**	**Serial Number**	**Calibration Date**	**Calibration Due**
Spectrum analyzer	Agilent	N9020A	HKE-048	Feb. 17, 2023	Feb. 16, 2024
RF cable	Times	1-40G	HKE-034	Feb. 17, 2023	Feb. 16, 2024
RF automatic control unit	Tonscend	JS0806-2	HKE-060	Feb. 17, 2023	Feb. 16, 2024

Note: *The calibration interval of the above test instruments is 12 months and the calibrations are traceable to international system unit (SI).*

4.4.3. Test Result

N/A

The results shown in this test report refer only to the sample(s) tested unless otherwise stated and the sample(s) are retained for 30 days only. The document is issued by HUAK, this document cannot be reproduced except in full with our prior written permission. The more details and the authenticity of the report will be confirmed at http://www.cer-mark.com.

4.5. POWER SPECTRAL DENSITY

4.5.1. Test Specification

Test Requirement:	FCC Part15 E Section 15.407 (a)
Test Method:	KDB789033 D02 General UNII Test Procedures New Rules v02r01 Section F
Limit:	≤30.00dBm/500KHz for Band IV 5725MHz-5850MHz
Test Setup:	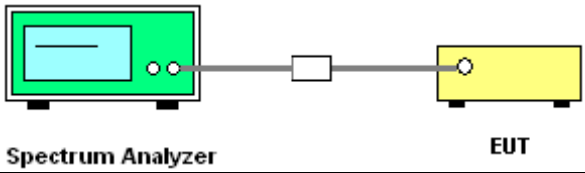
Test Mode:	Transmitting mode with modulation
Test Procedure:	1. Set the spectrum analyzer or EMI receiver span to view the entire emission bandwidth. 2. Set RBW = 510 kHz/1 MHz, VBW ≥ 3*RBW, Sweep time = Auto, Detector = RMS. 3. Allow the sweeps to continue until the trace stabilizes. 4. Use the peak marker function to determine the maximum amplitude level. 5. The E.I.R.P spectral density used radiated test method. At a test site that has been validated using the procedures of ANSI C63.4 or the latest CISPR 16-1-4 for measurements above 1 GHz, so as to simulate a near free-space environment.
Test Result:	PASS

4.5.2. Test Instruments

RF Test Room					
Equipment	**Manufacturer**	**Model**	**Serial Number**	**Calibration Date**	**Calibration Due**
Spectrum analyzer	Agilent	N9020A	HKE-048	Feb. 17, 2023	Feb. 16, 2024
RF cable	Times	1-40G	HKE-034	Feb. 17, 2023	Feb. 16, 2024
RF automatic control unit	Tonscend	JS0806-2	HKE-060	Feb. 17, 2023	Feb. 16, 2024

Note: *The calibration interval of the above test instruments is 12 months and the calibrations are traceable to international system unit (SI).*

The results shown in this test report refer only to the sample(s) tested unless otherwise stated and the sample(s) are retained for 30 days only. The document is issued by HUAK, this document cannot be reproduced except in full with our prior written permission. The more details and the authenticity of the report will be confirmed at http://www.cer-mark.com.

4.5.3. Test data

ANT 1

Configuration Band IV (5725 - 5850 MHz)						
Mode	Test channel	Level [dBm/510kHz]	10log(500/510)	Power Spectral Density	Limit (dBm/500kHz)	Result
11a	CH149	-1.58	-0.086	-1.666	30	PASS
11a	CH157	-0.34	-0.086	-0.426	30	PASS
11a	CH165	1.43	-0.086	1.344	30	PASS
11n HT20	CH149	-2.02	-0.086	-2.106	30	PASS
11n HT20	CH157	-0.93	-0.086	-1.016	30	PASS
11n HT20	CH165	1.15	-0.086	1.064	30	PASS
11n HT40	CH151	-3.32	-0.086	-3.406	30	PASS
11n HT40	CH159	-0.42	-0.086	-0.506	30	PASS
11ac HT20	CH149	-3.4	-0.086	-3.486	30	PASS
11ac HT20	CH157	-1.55	-0.086	-1.636	30	PASS
11ac HT20	CH165	0.2	-0.086	0.114	30	PASS
11ac HT40	CH151	-3.09	-0.086	-3.176	30	PASS
11ac HT40	CH159	-2.02	-0.086	-2.106	30	PASS
11ac HT80	CH155	-4.72	-0.086	-4.806	30	PASS
11ax HT20	CH149	0.46	-0.086	0.374	30	PASS
11ax HT20	CH157	1.69	-0.086	1.604	30	PASS
11ax HT20	CH165	2.44	-0.086	2.354	30	PASS
11ax HT40	CH151	-1.57	-0.086	-1.656	30	PASS
11ax HT40	CH159	-1.5	-0.086	-1.586	30	PASS
11ax HT80	CH155	-3.57	-0.086	-3.656	30	PASS

***Note*: Power Spectral Density= Level [dBm/510kHz]+（10log(Limit RBW/Test RBW)）**

Test plots as follows:

The results shown in this test report refer only to the sample(s) tested unless otherwise stated and the sample(s) are retained for 30 days only. The document is issued by HUAK, this document cannot be reproduced except in full with our prior written permission. The more details and the authenticity of the report will be confirmed at http://www.cer-mark.com.

Band IV (5725-5850 MHz)

802.11a

Low

Mid

High

The results shown in this test report refer only to the sample(s) tested unless otherwise stated and the sample(s) are retained for 30 days only. The document is issued by HUAK, this document cannot be reproduced except in full with our prior written permission. The more details and the authenticity of the report will be confirmed at http://www.cer-mark.com.

802.11n(HT20)

Low

Mid

High

The results shown in this test report refer only to the sample(s) tested unless otherwise stated and the sample(s) are retained for 30 days only. The document is issued by HUAK, this document cannot be reproduced except in full with our prior written permission. The more details and the authenticity of the report will be confirmed at http://www.cer-mark.com.

802.11n(HT40)

Low

High

802.11ac(HT20)

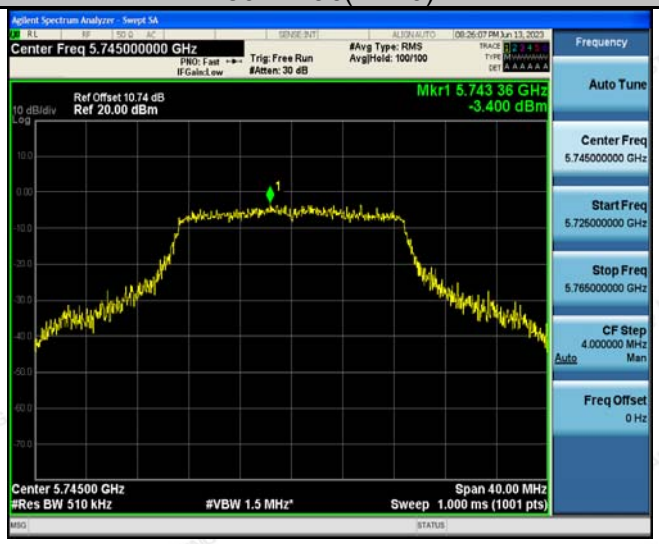

Low

The results shown in this test report refer only to the sample(s) tested unless otherwise stated and the sample(s) are retained for 30 days only. The document is issued by HUAK, this document cannot be reproduced except in full with our prior written permission. The more details and the authenticity of the report will be confirmed at http://www.cer-mark.com.

Mid

High

802.11ac(HT40)

Low

The results shown in this test report refer only to the sample(s) tested unless otherwise stated and the sample(s) are retained for 30 days only. The document is issued by HUAK, this document cannot be reproduced except in full with our prior written permission. The more details and the authenticity of the report will be confirmed at http://www.cer-mark.com.

High

802.11ac(HT80)

802.11ax(HT20)

Low

The results shown in this test report refer only to the sample(s) tested unless otherwise stated and the sample(s) are retained for 30 days only. The document is issued by HUAK, this document cannot be reproduced except in full with our prior written permission. The more details and the authenticity of the report will be confirmed at http://www.cer-mark.com.

Mid

High

802.11ax(HT40)

Low

The results shown in this test report refer only to the sample(s) tested unless otherwise stated and the sample(s) are retained for 30 days only. The document is issued by HUAK, this document cannot be reproduced except in full with our prior written permission. The more details and the authenticity of the report will be confirmed at http://www.cer-mark.com.

High

802.11ax(HT80)

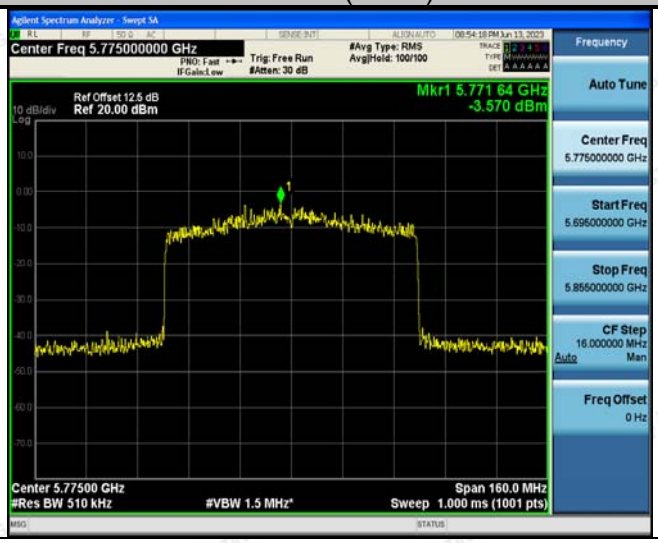

The results shown in this test report refer only to the sample(s) tested unless otherwise stated and the sample(s) are retained for 30 days only. The document is issued by HUAK, this document cannot be reproduced except in full with our prior written permission. The more details and the authenticity of the report will be confirmed at http://www.cer-mark.com.

ANT 2

Configuration Band IV (5725 - 5850 MHz)						
Mode	Test channel	Level [dBm/510kHz]	10log(500/510)	Power Spectral Density	Limit (dBm/500kHz)	Result
11a	CH149	-2.31	-0.086	-2.396	30	PASS
11a	CH157	-1.81	-0.086	-1.896	30	PASS
11a	CH161	0.24	-0.086	0.154	30	PASS
11n(HT20)	CH149	-4.17	-0.086	-4.256	30	PASS
11n(HT20)	CH157	-1.3	-0.086	-1.386	30	PASS
11n(HT20)	CH161	0.75	-0.086	0.664	30	PASS
11n(HT40)	CH151	-5.41	-0.086	-5.496	30	PASS
11n(HT40)	CH159	-3.36	-0.086	-3.446	30	PASS
11ac(HT20)	CH149	-3.49	-0.086	-3.576	30	PASS
11ac(HT20)	CH157	-1.03	-0.086	-1.116	30	PASS
11ac(HT20)	CH161	0.89	-0.086	0.804	30	PASS
11ac(HT40)	CH151	-4.62	-0.086	-4.706	30	PASS
11ac(HT40)	CH159	-3.08	-0.086	-3.166	30	PASS
11ac(HT80)	CH155	-4.52	-0.086	-4.606	30	PASS
11ax(HT20)	CH149	1.16	-0.086	1.074	30	PASS
11ax(HT20)	CH157	1.79	-0.086	1.704	30	PASS
11ax(HT20)	CH161	2.3	-0.086	2.214	30	PASS
11ax(HT40)	CH151	-1.8	-0.086	-1.886	30	PASS
11ax(HT40)	CH159	-0.92	-0.086	-1.006	30	PASS
11ax(HT80)	CH155	-4.06	-0.086	-4.146	30	PASS

***Note*: Power Spectral Density= Level [dBm/510kHz]+（10log(Limit RBW/Test RBW)）**

Test plots as follows:

The results shown in this test report refer only to the sample(s) tested unless otherwise stated and the sample(s) are retained for 30 days only. The document is issued by HUAK, this document cannot be reproduced except in full with our prior written permission. The more details and the authenticity of the report will be confirmed at http://www.cer-mark.com.

Band IV (5725 – 5850 MHz)

802.11a

Low

Mid

High

The results shown in this test report refer only to the sample(s) tested unless otherwise stated and the sample(s) are retained for 30 days only. The document is issued by HUAK, this document cannot be reproduced except in full with our prior written permission. The more details and the authenticity of the report will be confirmed at http://www.cer-mark.com.

802.11n(HT20)

Low

Mid

High

The results shown in this test report refer only to the sample(s) tested unless otherwise stated and the sample(s) are retained for 30 days only. The document is issued by HUAK, this document cannot be reproduced except in full with our prior written permission. The more details and the authenticity of the report will be confirmed at http://www.cer-mark.com.

802.11n(HT40)

Low

High

802.11ac(HT20)

Low

The results shown in this test report refer only to the sample(s) tested unless otherwise stated and the sample(s) are retained for 30 days only. The document is issued by HUAK, this document cannot be reproduced except in full with our prior written permission. The more details and the authenticity of the report will be confirmed at http://www.cer-mark.com.