802.11a CH100

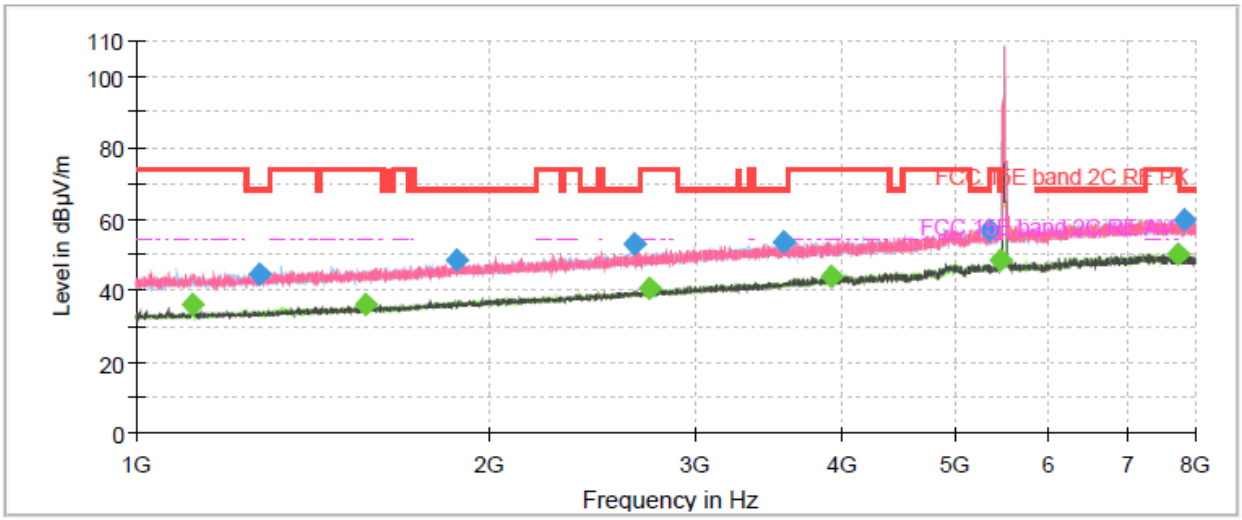

Note: The signal beyond the limit is carrier.

Radiates Emission from 1GHz to 8GHz

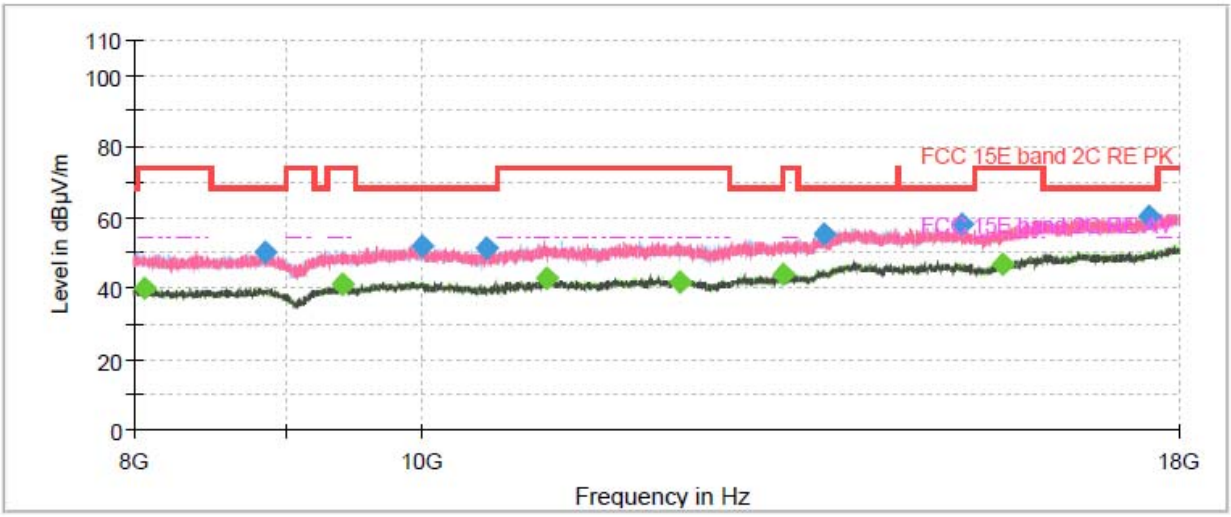

Radiates Emission from 8GHz to 18GHz

This report shall not be reproduced except in full, without the written approval of TA Technology (Shanghai) Co., Ltd.

Frequency (MHz)	Peak (dBuV/m)	Average (dBuV/m)	Limit (dBuV/m)	Margin (dB)	Height (cm)	Polarization	Azimuth (deg)	Correct Factor (dB)
1116.433333	---	35.91	54.00	18.09	200.0	V	54.0	-16.6
1273.233333	44.44	---	68.20	23.76	100.0	V	334.0	-15.9
1571.900000	---	36.01	54.00	17.99	100.0	V	187.0	-14.4
1878.966667	48.39	---	68.20	19.81	100.0	V	25.0	-13.1
2660.166667	53.16	---	68.20	15.04	200.0	V	106.0	-10.5
2739.500000	---	40.34	54.00	13.66	200.0	H	114.0	-10.1
3563.633333	53.70	---	68.20	14.50	200.0	V	173.0	-6.9
3911.300000	---	44.24	54.00	9.76	200.0	V	201.0	-5.9
5332.533333	57.17	---	68.20	11.03	100.0	H	69.0	-1.2
5459.700000	---	48.72	54.00	5.28	100.0	H	0.0	-0.6
7739.600000	---	50.21	54.00	3.79	200.0	H	356.0	2.5
7842.733333	59.82	---	68.20	8.38	200.0	H	237.0	2.5

Remark: 1. Correction Factor = Antenna factor+ Insertion loss (cable loss + amplifier gain)

This report shall not be reproduced except in full, without the written approval of TA Technology (Shanghai) Co., Ltd.

802.11a CH116

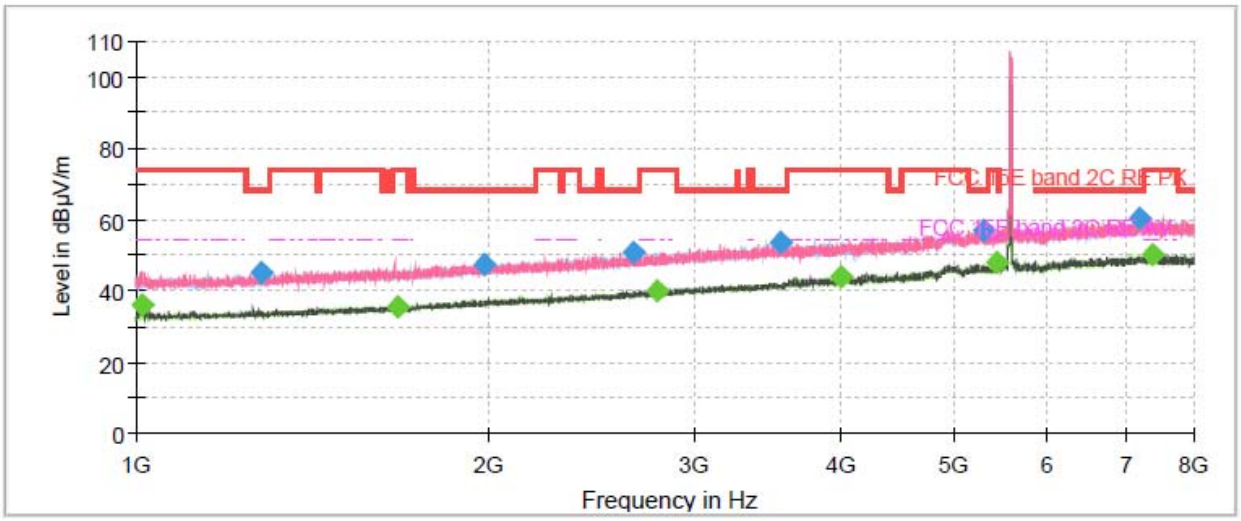

Note: The signal beyond the limit is carrier.

Radiates Emission from 1GHz to 8GHz

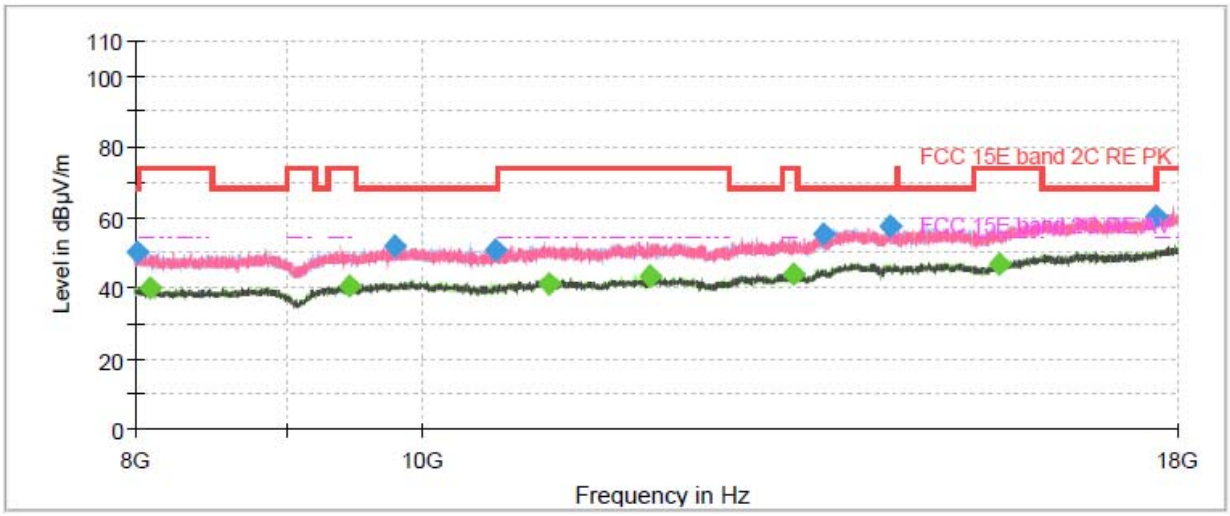

Radiates Emission from 8GHz to 18GHz

This report shall not be reproduced except in full, without the written approval of TA Technology (Shanghai) Co., Ltd.

Frequency (MHz)	Peak (dBuV/m)	Average (dBuV/m)	Limit (dBuV/m)	Margin (dB)	Height (cm)	Polarization	Azimuth (deg)	Correct Factor (dB)
1010.966667	---	35.98	54.00	18.02	200.0	V	80.0	-17.0
1279.300000	45.26	---	68.20	22.94	200.0	V	67.0	-15.9
1674.566667	---	35.82	54.00	18.18	100.0	V	281.0	-14.1
1986.066667	47.63	---	68.20	20.57	100.0	H	68.0	-12.6
2659.000000	51.03	---	68.20	17.17	200.0	H	266.0	-10.5
2785.000000	---	40.31	54.00	13.69	100.0	V	308.0	-10.0
3551.033333	53.39	---	68.20	14.81	200.0	H	213.0	-7.0
3999.033333	---	44.17	54.00	9.83	100.0	H	2.0	-5.4
5301.266667	57.03	---	68.20	11.17	200.0	V	188.0	-1.1
5441.033333	---	48.03	54.00	5.97	100.0	V	115.0	-0.7
7199.433333	60.08	---	68.20	8.12	100.0	V	129.0	2.7
7388.666667	---	50.35	54.00	3.65	200.0	V	276.0	2.7

Remark: 1. Correction Factor = Antenna factor+ Insertion loss (cable loss + amplifier gain)

This report shall not be reproduced except in full, without the written approval of TA Technology (Shanghai) Co., Ltd.

802.11a CH140

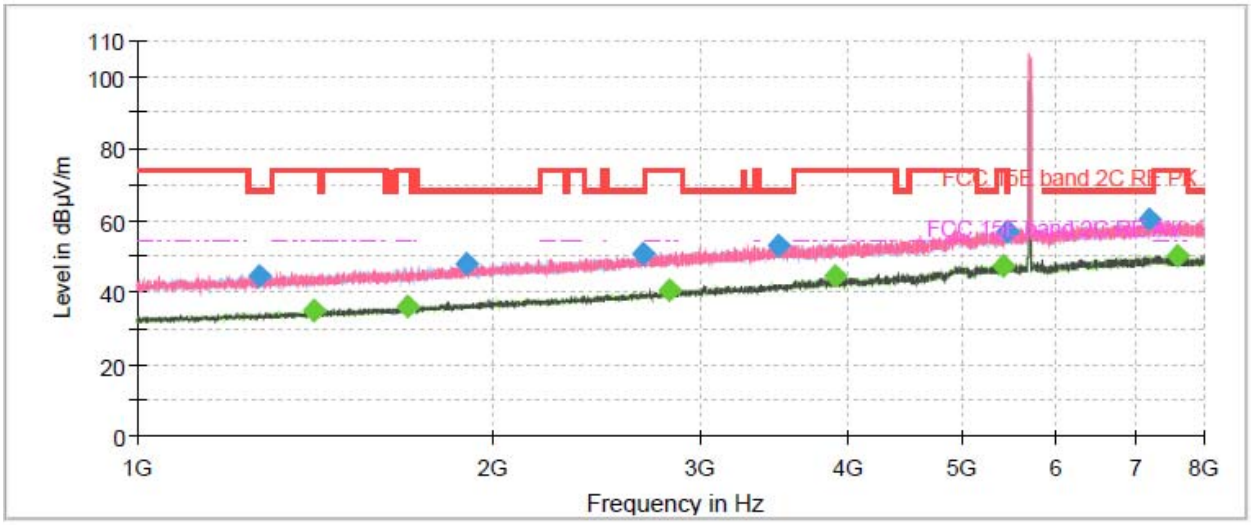

Note: The signal beyond the limit is carrier.

Radiates Emission from 1GHz to 8GHz

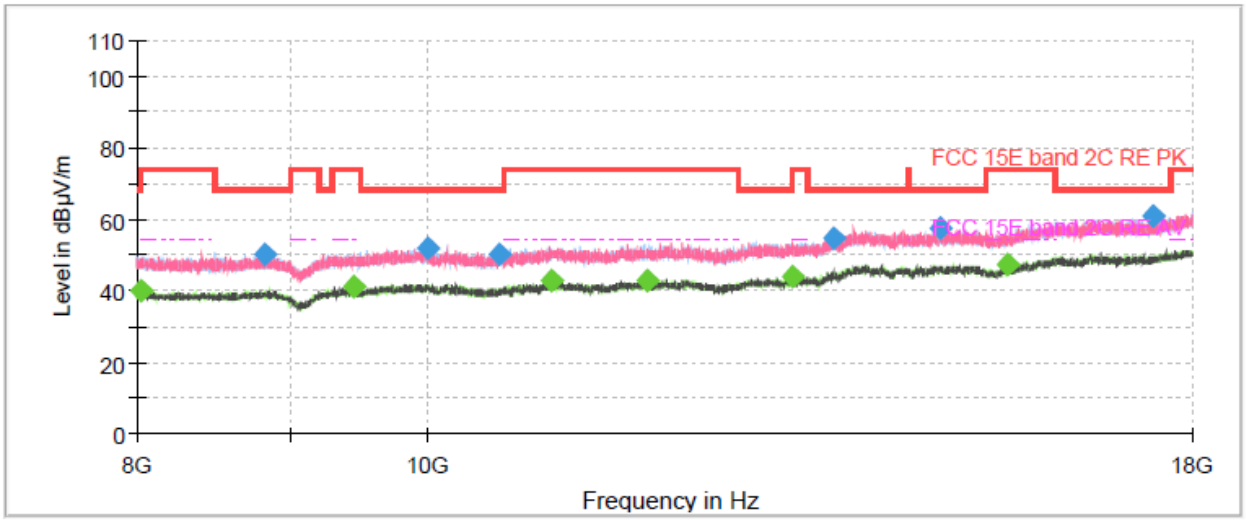

Radiates Emission from 8GHz to 18GHz

This report shall not be reproduced except in full, without the written approval of TA Technology (Shanghai) Co., Ltd.

Frequency (MHz)	Peak (dBuV/m)	Average (dBuV/m)	Limit (dBuV/m)	Margin (dB)	Height (cm)	Polarization	Azimuth (deg)	Correct Factor (dB)
1267.400000	44.42	---	68.20	23.78	200.0	V	230.0	-15.9
1412.766667	---	35.22	54.00	18.78	200.0	H	253.0	-15.3
1695.566667	---	35.85	54.00	18.15	200.0	H	346.0	-14.0
1902.533333	47.99	---	68.20	20.21	200.0	V	147.0	-13.0
2684.900000	50.62	---	68.20	17.58	200.0	V	67.0	-10.4
2816.733333	---	40.44	54.00	13.56	100.0	H	1.0	-9.8
3498.300000	53.13	---	68.20	15.07	100.0	H	0.0	-7.1
3902.433333	---	44.36	54.00	9.64	200.0	H	280.0	-5.9
5399.266667	---	47.48	54.00	6.52	200.0	V	244.0	-0.9
5461.333333	57.24	---	68.20	10.96	100.0	V	224.0	-0.6
7199.666667	60.32	---	68.20	7.88	200.0	H	173.0	2.7
7600.066667	---	50.47	54.00	3.53	100.0	V	251.0	2.4

Remark: 1. Correction Factor = Antenna factor+ Insertion loss (cable loss + amplifier gain)

This report shall not be reproduced except in full, without the written approval of TA Technology (Shanghai) Co., Ltd.

802.11a CH144

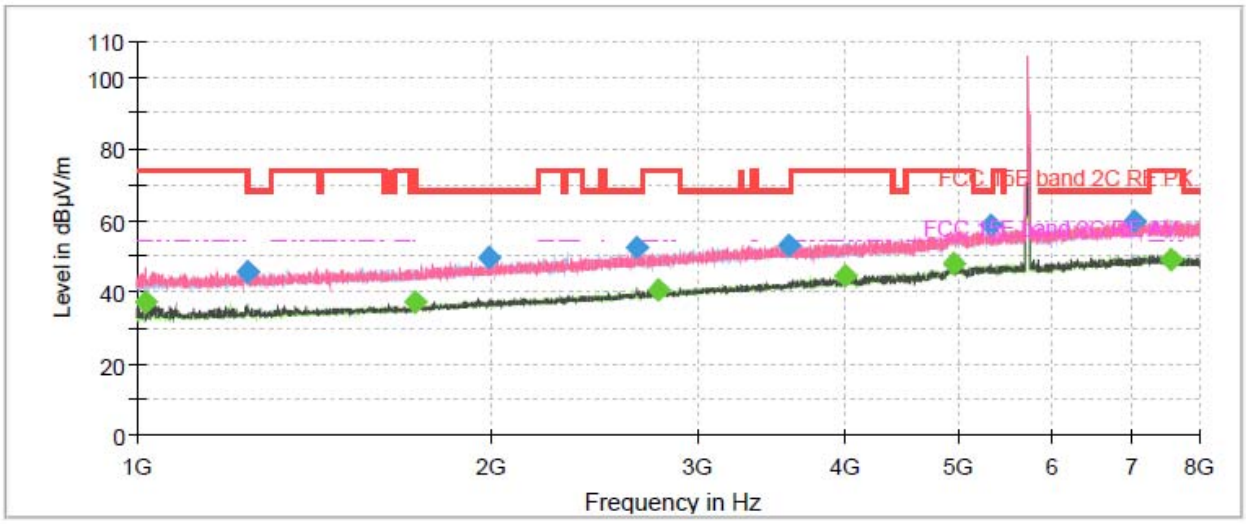

Note: The signal beyond the limit is carrier.

Radiates Emission from 1GHz to 8GHz

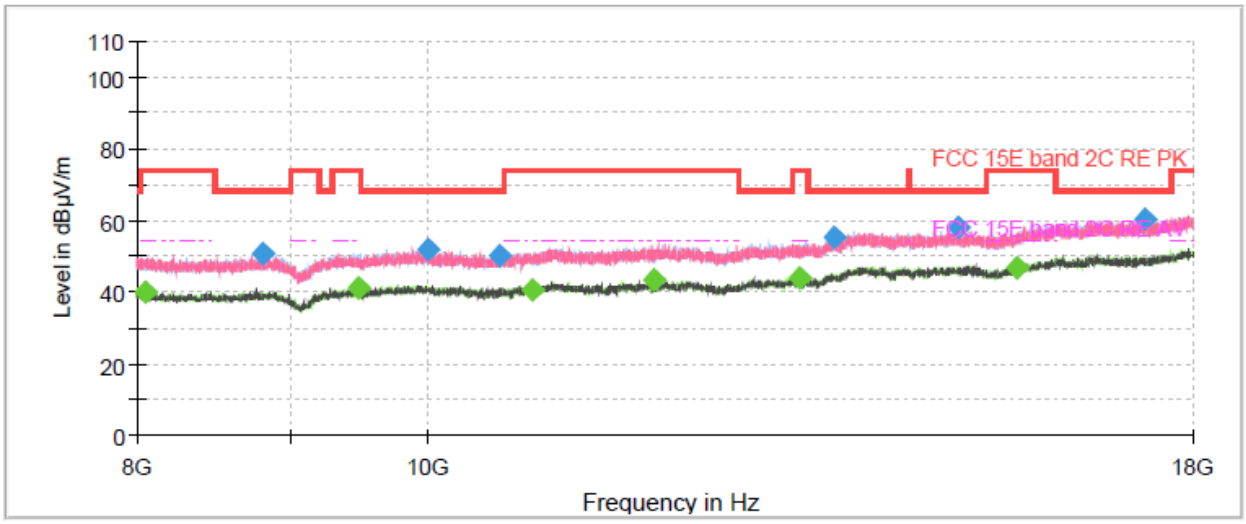

Radiates Emission from 8GHz to 18GHz

This report shall not be reproduced except in full, without the written approval of TA Technology (Shanghai) Co., Ltd.

Frequency (MHz)	Peak (dBuV/m)	Average (dBuV/m)	Limit (dBuV/m)	Margin (dB)	Height (cm)	Polarization	Azimuth (deg)	Correct Factor (dB)
1016.800000	---	37.46	54.00	16.54	200.0	V	70.0	-17.0
1240.800000	45.90	---	68.20	22.30	200.0	V	97.0	-16.0
1720.533333	---	37.06	54.00	16.94	200.0	V	70.0	-13.8
1993.533333	49.67	---	68.20	18.53	200.0	V	84.0	-12.6
2655.733333	52.42	---	68.20	15.78	100.0	V	359.0	-10.5
2777.766667	---	40.53	54.00	13.47	100.0	V	359.0	-10.0
3574.833333	53.09	---	68.20	15.11	100.0	V	114.0	-6.9
3997.166667	---	44.46	54.00	9.54	100.0	V	251.0	-5.4
4957.100000	---	47.85	54.00	6.15	100.0	V	333.0	-1.6
5308.500000	58.84	---	68.20	9.36	200.0	V	30.0	-1.1
7048.933333	59.94	---	68.20	8.26	100.0	V	277.0	2.4
7572.300000	---	49.13	54.00	4.87	200.0	V	56.0	2.4

Remark: 1. Correction Factor = Antenna factor+ Insertion loss (cable loss + amplifier gain)

This report shall not be reproduced except in full, without the written approval of TA Technology (Shanghai) Co., Ltd.

802.11a CH149

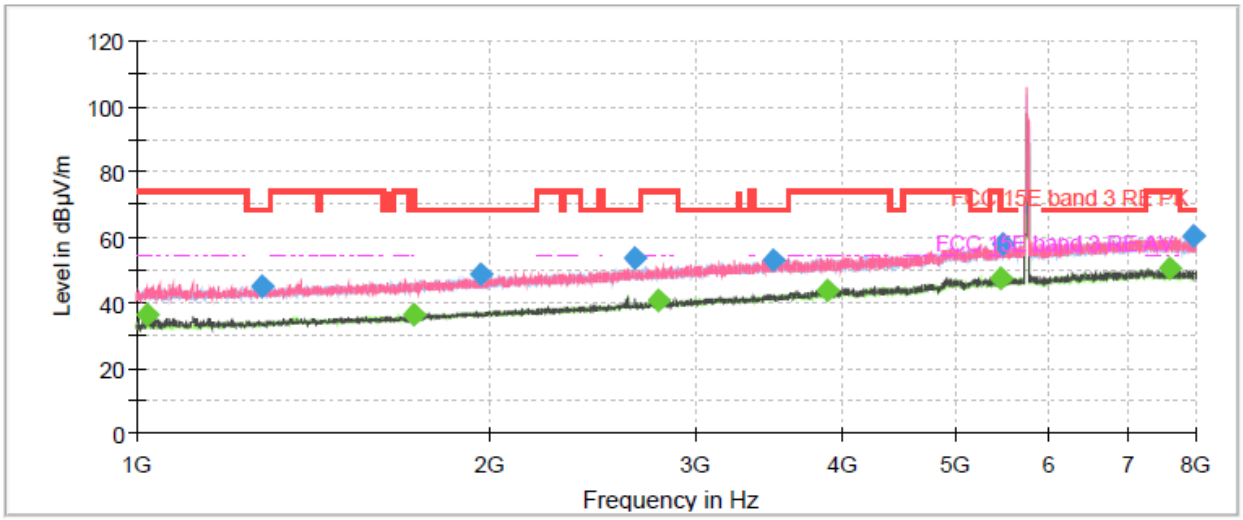

Note: The signal beyond the limit is carrier.

Radiates Emission from 1GHz to 8GHz

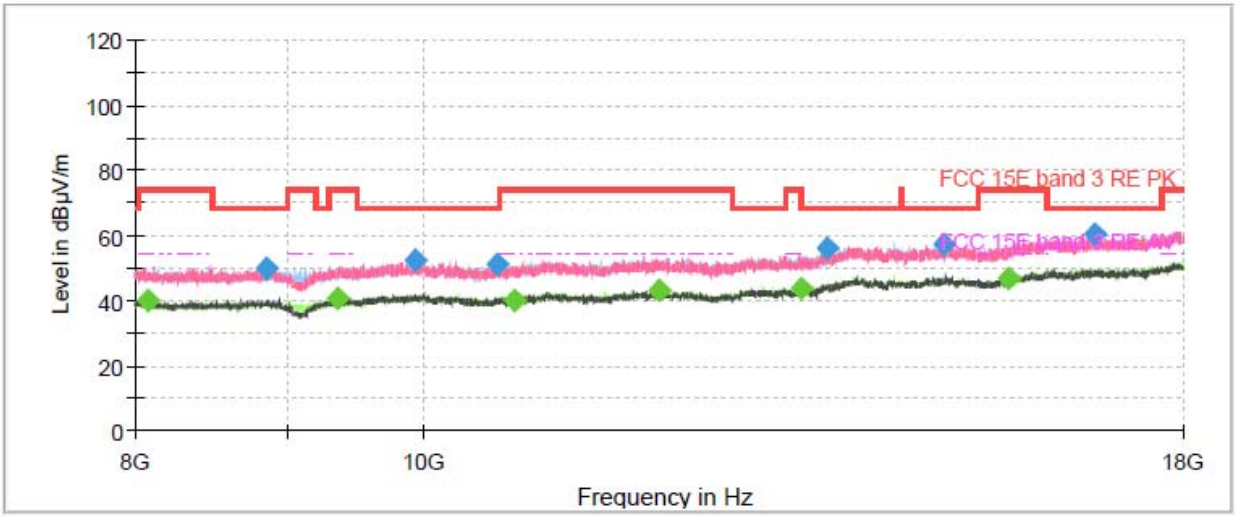

Radiates Emission from 8GHz to 18GHz

This report shall not be reproduced except in full, without the written approval of TA Technology (Shanghai) Co., Ltd.

Frequency (MHz)	Peak (dBuV/m)	Average (dBuV/m)	Limit (dBuV/m)	Margin (dB)	Height (cm)	Polarization	Azimuth (deg)	Correct Factor (dB)
1023.566667	---	36.26	54.00	17.74	200.0	V	67.0	-16.9
1280.700000	45.07	---	68.20	23.13	100.0	H	118.0	-15.9
1721.000000	---	36.31	54.00	17.69	200.0	V	2.0	-13.8
1967.400000	48.41	---	68.20	19.79	100.0	V	0.0	-12.7
2656.433333	53.78	---	68.20	14.42	200.0	V	81.0	-10.5
2782.433333	---	40.32	54.00	13.68	200.0	V	148.0	-10.0
3497.133333	53.21	---	68.20	14.99	200.0	H	171.0	-7.1
3878.633333	---	43.94	54.00	10.06	200.0	H	240.0	-6.0
5458.300000	---	47.56	54.00	6.44	200.0	V	28.0	-0.6
5473.700000	57.93	---	68.20	10.27	100.0	H	316.0	-0.5
7607.300000	---	50.23	54.00	3.77	200.0	V	203.0	2.4
7971.300000	60.03	---	68.20	8.17	100.0	V	335.0	2.5

Remark: 1. Correction Factor = Antenna factor+ Insertion loss (cable loss + amplifier gain)

This report shall not be reproduced except in full, without the written approval of TA Technology (Shanghai) Co., Ltd.

802.11a CH157

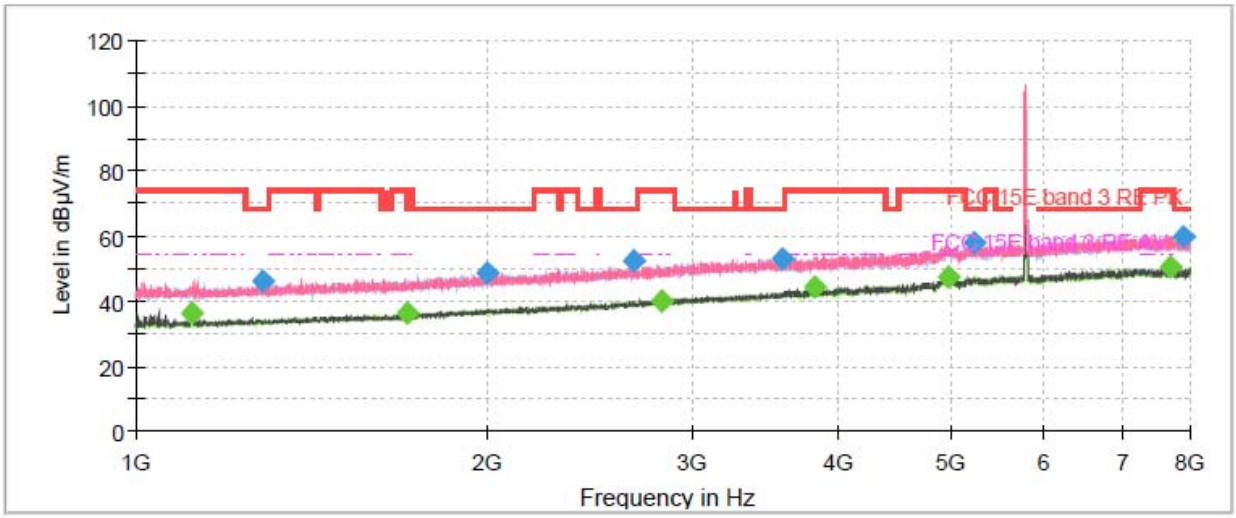

Note: The signal beyond the limit is carrier.

Radiates Emission from 1GHz to 8GHz

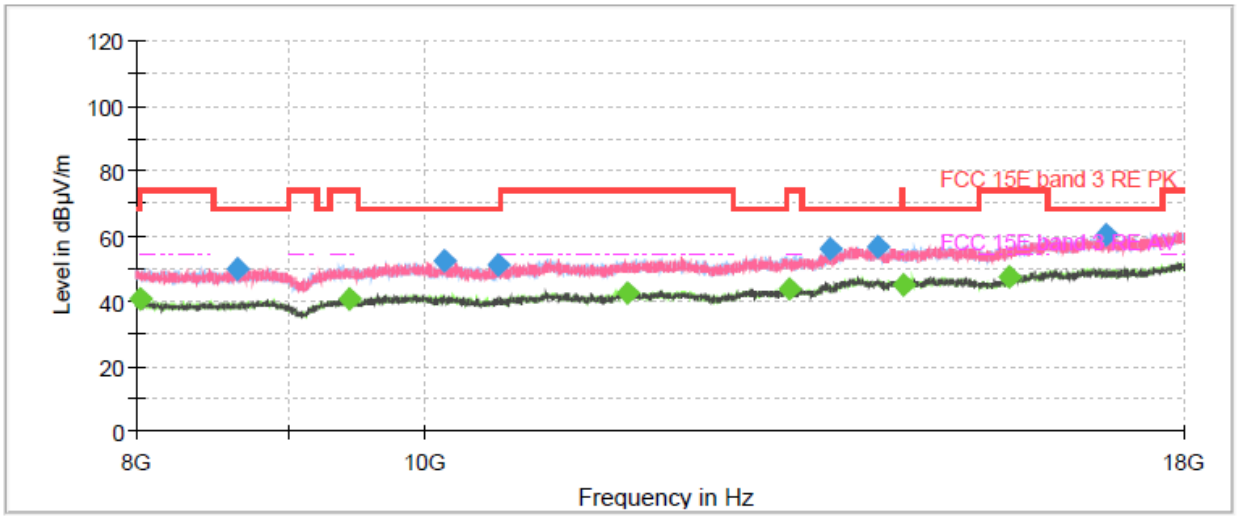

Radiates Emission from 8GHz to 18GHz

This report shall not be reproduced except in full, without the written approval of TA Technology (Shanghai) Co., Ltd.

Frequency (MHz)	Peak (dBuV/m)	Average (dBuV/m)	Limit (dBuV/m)	Margin (dB)	Height (cm)	Polarization	Azimuth (deg)	Correct Factor (dB)
1115.733333	---	36.28	54.00	17.72	200.0	V	68.0	-16.6
1283.500000	46.34	---	68.20	21.86	100.0	H	0.0	-15.9
1709.100000	---	36.23	54.00	17.77	100.0	V	304.0	-13.9
1997.733333	48.35	---	68.20	19.85	100.0	H	165.0	-12.5
2665.533333	52.04	---	68.20	16.16	200.0	V	55.0	-10.5
2823.500000	---	40.02	54.00	13.98	200.0	H	173.0	-9.8
3584.166667	52.84	---	68.20	15.36	200.0	H	320.0	-6.8
3822.633333	---	44.18	54.00	9.82	100.0	V	290.0	-6.0
4958.733333	---	47.65	54.00	6.35	200.0	V	55.0	-1.6
5228.700000	57.89	---	68.20	10.31	200.0	V	108.0	-1.2
7713.466667	---	50.59	54.00	3.41	100.0	V	357.0	2.5
7892.666667	59.83	---	68.20	8.37	100.0	H	138.0	2.6

Remark: 1. Correction Factor = Antenna factor+ Insertion loss (cable loss + amplifier gain)

This report shall not be reproduced except in full, without the written approval of TA Technology (Shanghai) Co., Ltd.

802.11a CH165

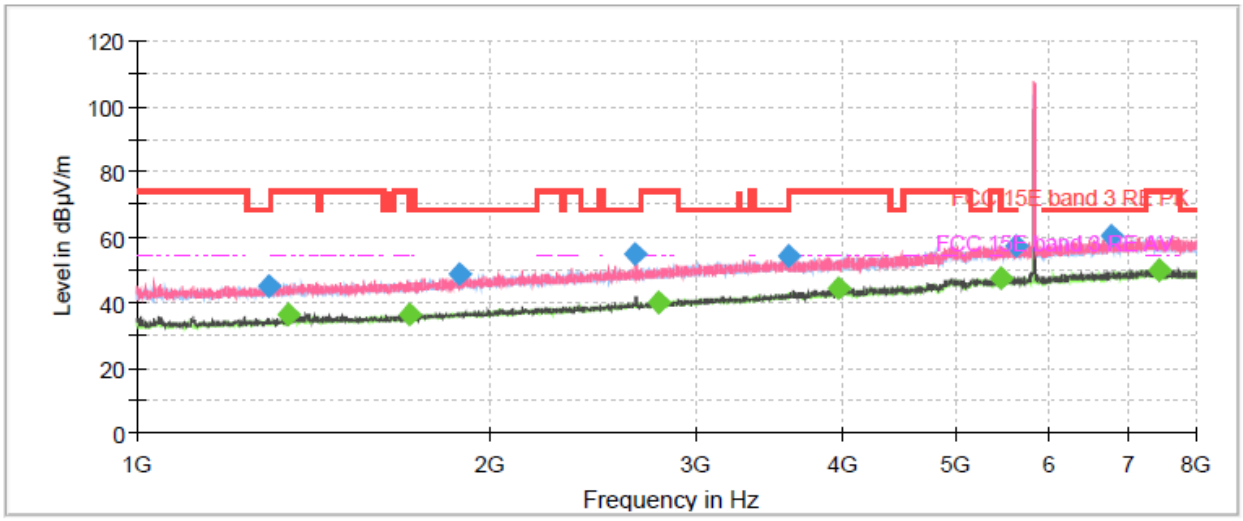

Note: The signal beyond the limit is carrier.

Radiates Emission from 1GHz to 8GHz

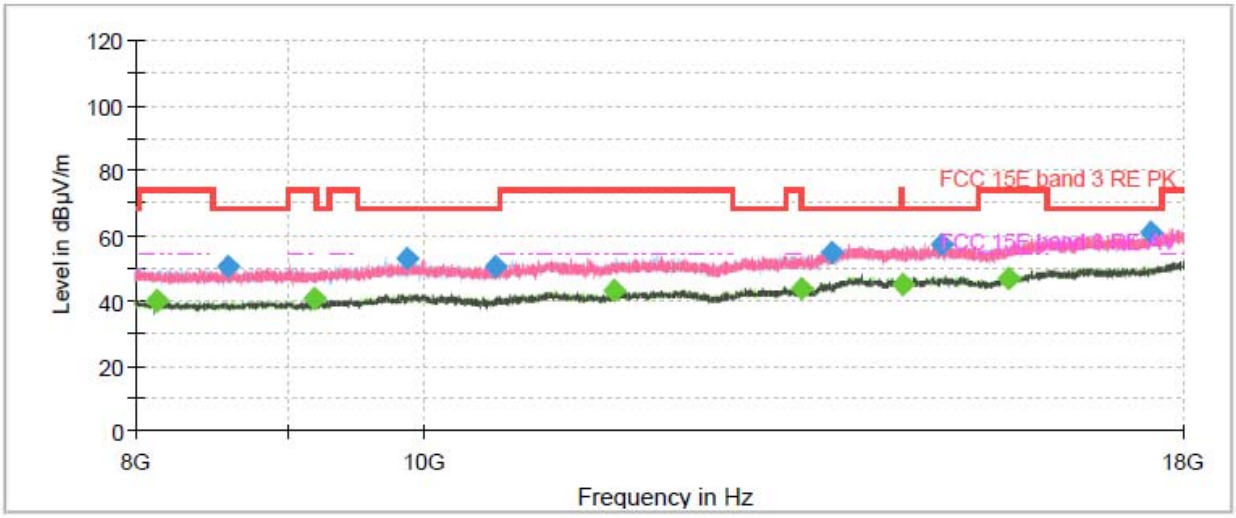

Radiates Emission from 8GHz to 18GHz

This report shall not be reproduced except in full, without the written approval of TA Technology (Shanghai) Co., Ltd.

Frequency (MHz)	Peak (dBuV/m)	Average (dBuV/m)	Limit (dBuV/m)	Margin (dB)	Height (cm)	Polarization	Azimuth (deg)	Correct Factor (dB)
1296.566667	44.98	---	68.20	23.22	100.0	H	5.0	-15.8
1349.300000	---	36.46	54.00	17.54	200.0	V	220.0	-15.5
1708.400000	---	36.01	54.00	17.99	200.0	H	354.0	-13.9
1887.366667	48.42	---	68.20	19.78	200.0	V	234.0	-13.0
2658.766667	54.78	---	68.20	13.42	200.0	V	111.0	-10.5
2781.500000	---	40.11	54.00	13.89	200.0	V	5.0	-10.0
3597.700000	53.94	---	68.20	14.26	200.0	H	0.0	-6.7
3958.433333	---	44.32	54.00	9.68	200.0	V	0.0	-5.8
5456.200000	---	47.54	54.00	6.46	100.0	V	304.0	-0.6
5609.500000	57.44	---	68.20	10.76	200.0	V	18.0	-0.4
6770.333333	60.02	---	68.20	8.18	100.0	V	237.0	2.3
7433.700000	---	50.00	54.00	4.00	100.0	V	0.0	2.5

Remark: 1. Correction Factor = Antenna factor+ Insertion loss (cable loss + amplifier gain)

This report shall not be reproduced except in full, without the written approval of TA Technology (Shanghai) Co., Ltd.

802.11n (HT20) CH36

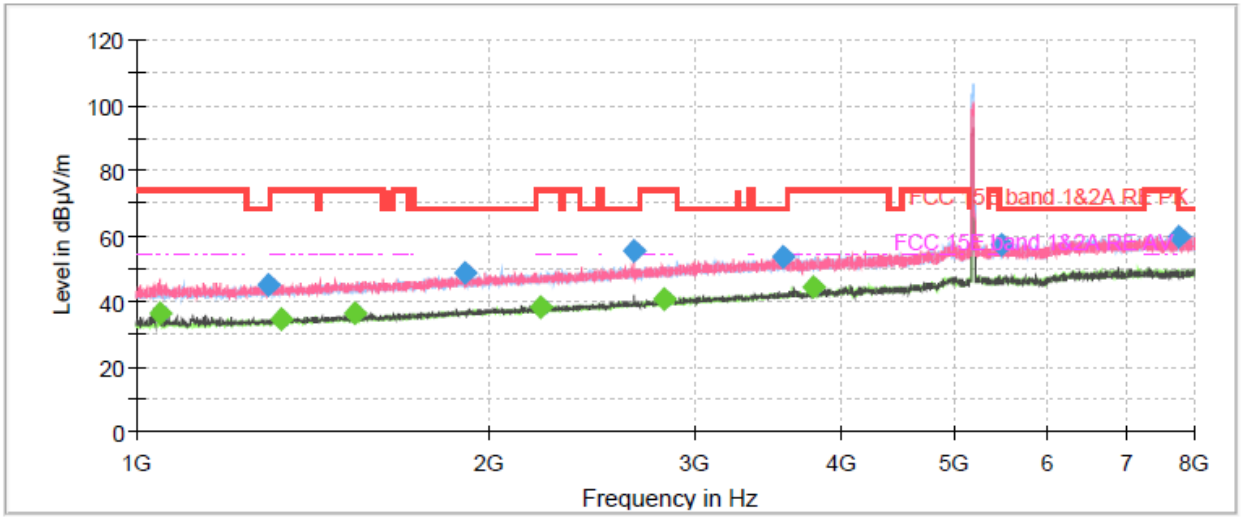

Note: The signal beyond the limit is carrier.

Radiates Emission from 1GHz to 8GHz

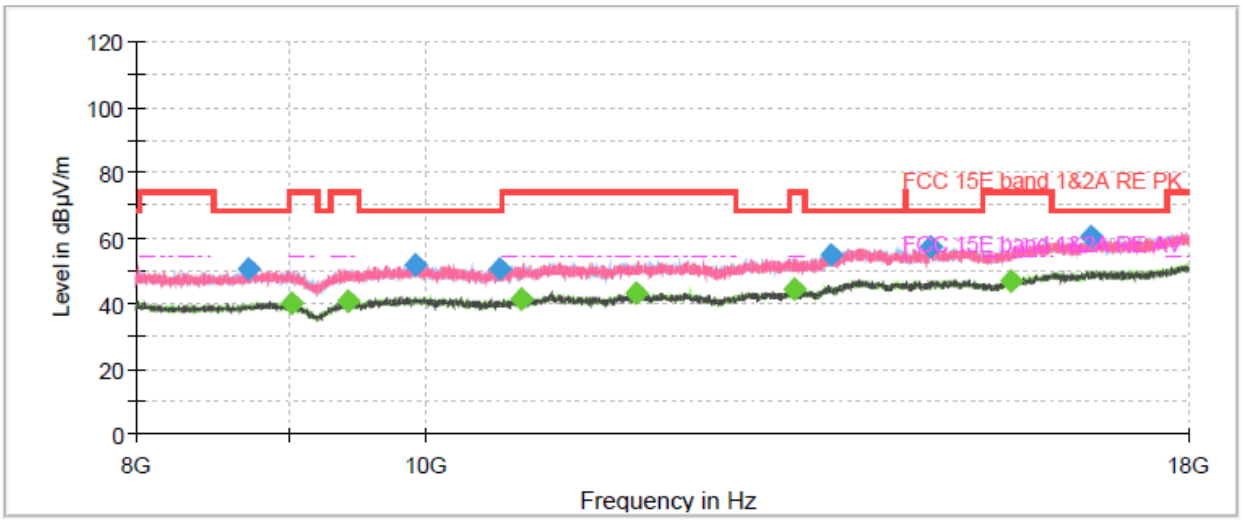

Radiates Emission from 8GHz to 18GHz

This report shall not be reproduced except in full, without the written approval of TA Technology (Shanghai) Co., Ltd.

Frequency (MHz)	Peak (dBuV/m)	Average (dBuV/m)	Limit (dBuV/m)	Margin (dB)	Height (cm)	Polarization	Azimuth (deg)	Correct Factor (dB)
1047.833333	---	36.57	54.00	17.43	200.0	V	111.0	-16.9
1297.966667	44.76	---	68.20	23.44	200.0	V	81.0	-15.8
1331.800000	---	34.46	54.00	19.54	200.0	H	333.0	-15.6
1537.133333	---	36.29	54.00	17.71	100.0	V	221.0	-14.7
1912.333333	48.68	---	68.20	19.52	100.0	V	1.0	-13.0
2216.133333	---	37.99	54.00	16.01	200.0	H	142.0	-12.0
2656.200000	55.18	---	68.20	13.02	200.0	V	0.0	-10.5
2818.833333	---	40.85	54.00	13.15	100.0	V	221.0	-9.8
3570.866667	53.43	---	68.20	14.77	200.0	H	320.0	-6.9
3791.133333	---	44.54	54.00	9.46	100.0	V	85.0	-6.0
5481.633333	57.11	---	68.20	11.09	100.0	H	83.0	-0.5
7777.866667	59.97	---	68.20	8.23	100.0	V	208.0	2.4

Remark: 1. Correction Factor = Antenna factor+ Insertion loss (cable loss + amplifier gain)

This report shall not be reproduced except in full, without the written approval of TA Technology (Shanghai) Co., Ltd.

802.11n (HT20) CH40

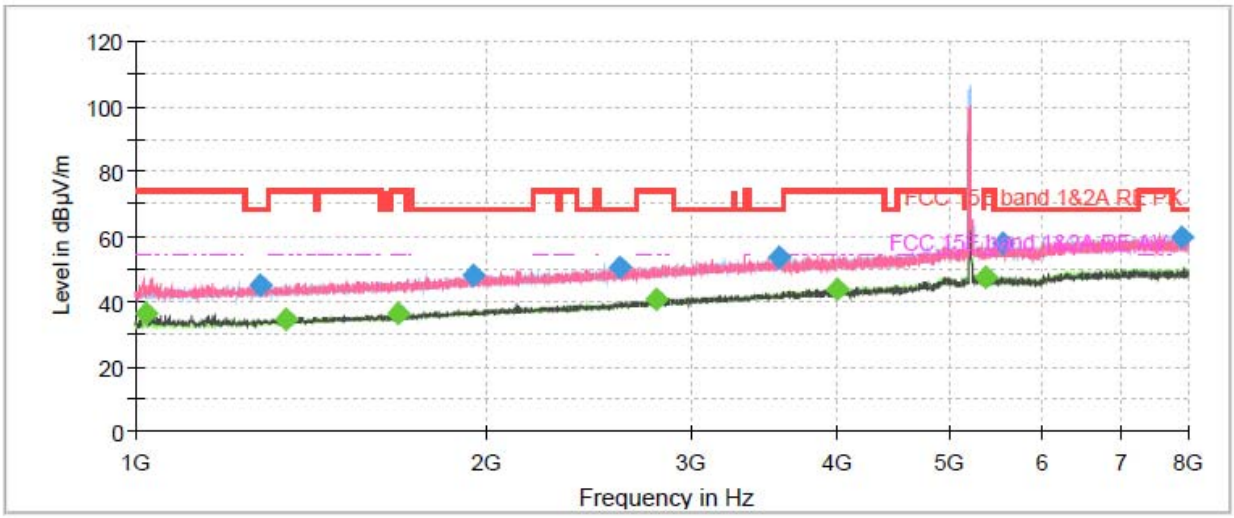

Note: The signal beyond the limit is carrier.

Radiates Emission from 1GHz to 8GHz

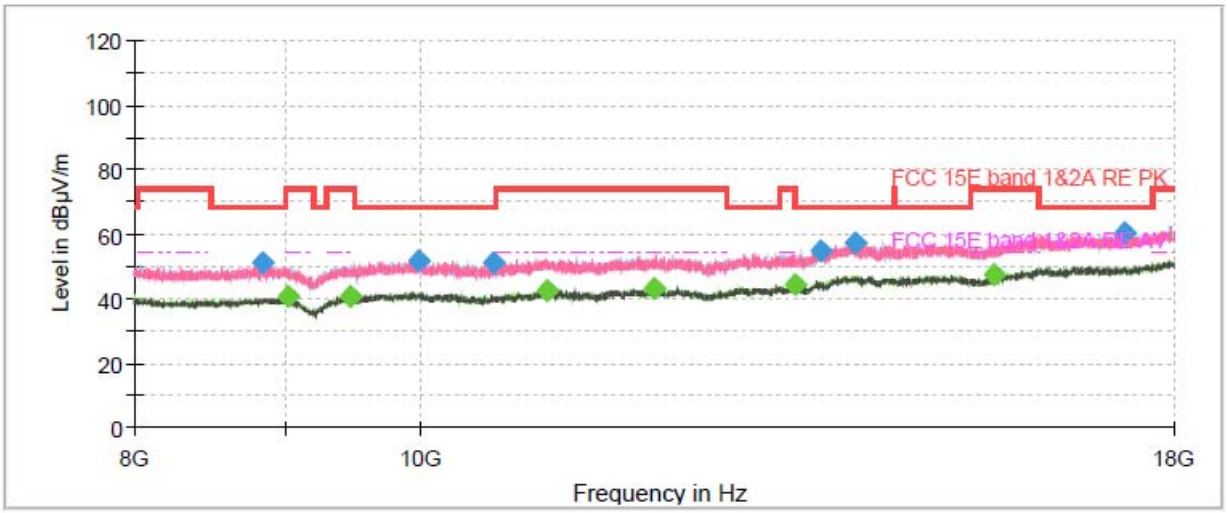

Radiates Emission from 8GHz to 18GHz

This report shall not be reproduced except in full, without the written approval of TA Technology (Shanghai) Co., Ltd.

Frequency (MHz)	Peak (dBuV/m)	Average (dBuV/m)	Limit (dBuV/m)	Margin (dB)	Height (cm)	Polarization	Azimuth (deg)	Correct Factor (dB)
1021.233333	---	36.20	54.00	17.80	200.0	V	26.0	-17.0
1278.366667	44.78	---	68.20	23.42	100.0	H	233.0	-15.9
1346.733333	---	34.16	54.00	19.84	100.0	H	83.0	-15.5
1677.600000	---	36.31	54.00	17.69	200.0	V	39.0	-14.1
1946.400000	48.22	---	68.20	19.98	200.0	V	93.0	-12.8
2598.100000	50.56	---	68.20	17.64	100.0	V	275.0	-10.8
2802.266667	---	40.41	54.00	13.59	100.0	V	341.0	-9.9
3564.566667	53.39	---	68.20	14.81	100.0	V	74.0	-6.9
3997.633333	---	43.94	54.00	10.06	100.0	V	88.0	-5.4
5373.600000	---	47.61	54.00	6.39	100.0	H	43.0	-1.0
5559.100000	57.63	---	68.20	10.57	100.0	H	150.0	-0.4
7892.666667	59.50	---	68.20	8.70	100.0	H	150.0	2.6

Remark: 1. Correction Factor = Antenna factor+ Insertion loss (cable loss + amplifier gain)

This report shall not be reproduced except in full, without the written approval of TA Technology (Shanghai) Co., Ltd.

802.11n (HT20) CH48

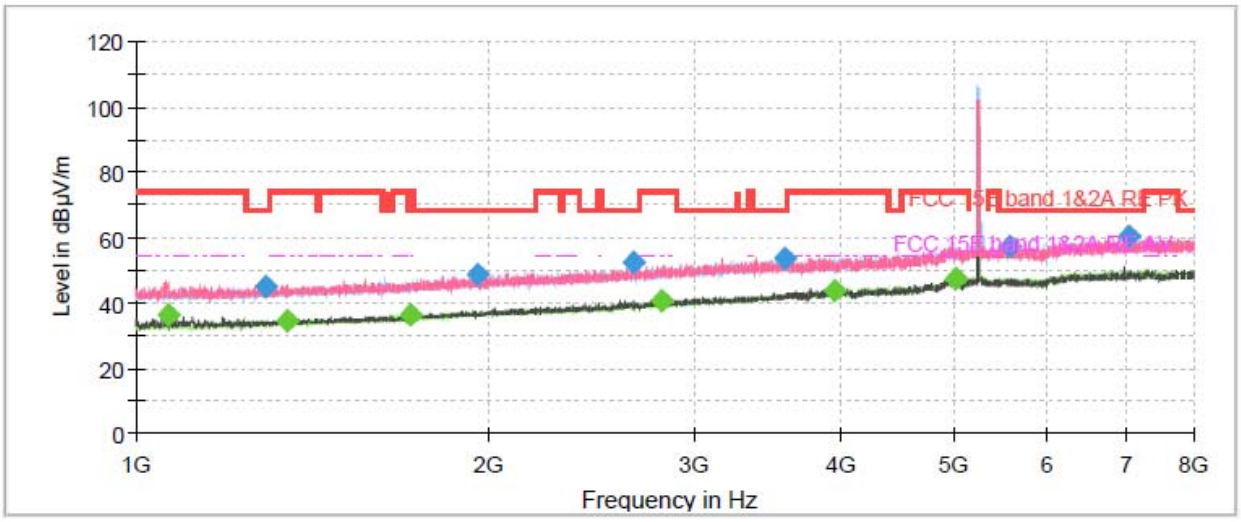

Note: The signal beyond the limit is carrier.

Radiates Emission from 1GHz to 8GHz

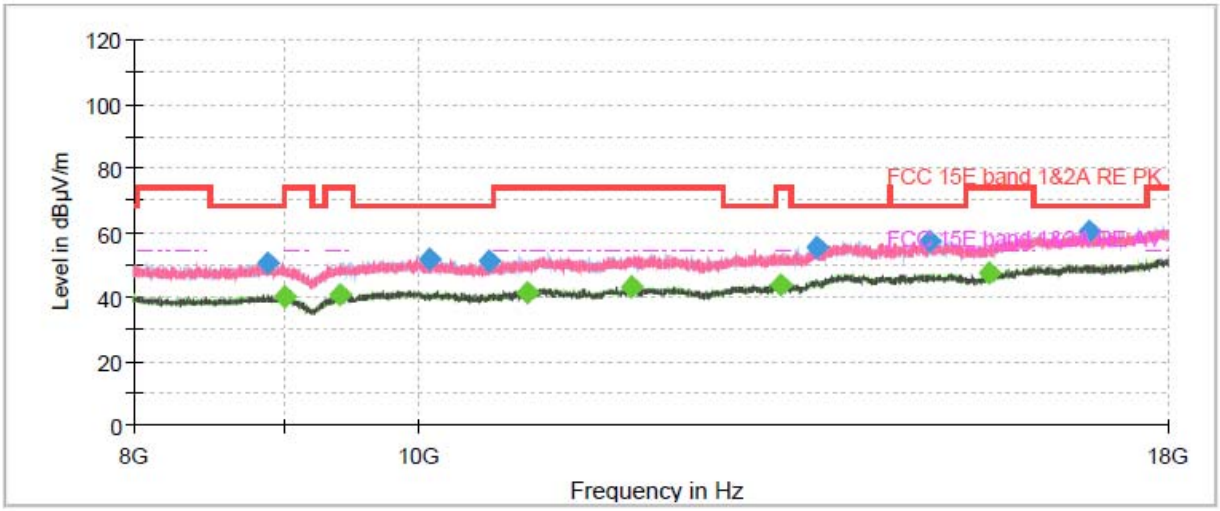

Radiates Emission from 8GHz to 18GHz

This report shall not be reproduced except in full, without the written approval of TA Technology (Shanghai) Co., Ltd.

Frequency (MHz)	Peak (dBuV/m)	Average (dBuV/m)	Limit (dBuV/m)	Margin (dB)	Height (cm)	Polarization	Azimuth (deg)	Correct Factor (dB)
1065.800000	---	36.43	54.00	17.57	200.0	V	82.0	-16.9
1292.366667	44.99	---	68.20	23.21	200.0	V	261.0	-15.8
1344.400000	---	34.72	54.00	19.28	100.0	V	99.0	-15.6
1719.133333	---	36.10	54.00	17.90	100.0	H	97.0	-13.8
1956.200000	48.46	---	68.20	19.74	100.0	H	43.0	-12.8
2662.266667	52.09	---	68.20	16.11	200.0	V	55.0	-10.5
2809.266667	---	40.72	54.00	13.28	100.0	V	248.0	-9.9
3582.533333	53.28	---	68.20	14.92	100.0	H	30.0	-6.8
3947.000000	---	43.92	54.00	10.08	100.0	H	0.0	-5.9
5002.600000	---	47.66	54.00	6.34	100.0	V	181.0	-1.5
5578.233333	57.18	---	68.20	11.02	100.0	V	43.0	-0.4
7040.533333	60.01	---	68.20	8.19	100.0	V	71.0	2.3

Remark: 1. Correction Factor = Antenna factor+ Insertion loss (cable loss + amplifier gain)

This report shall not be reproduced except in full, without the written approval of TA Technology (Shanghai) Co., Ltd.

802.11n (HT20) CH52

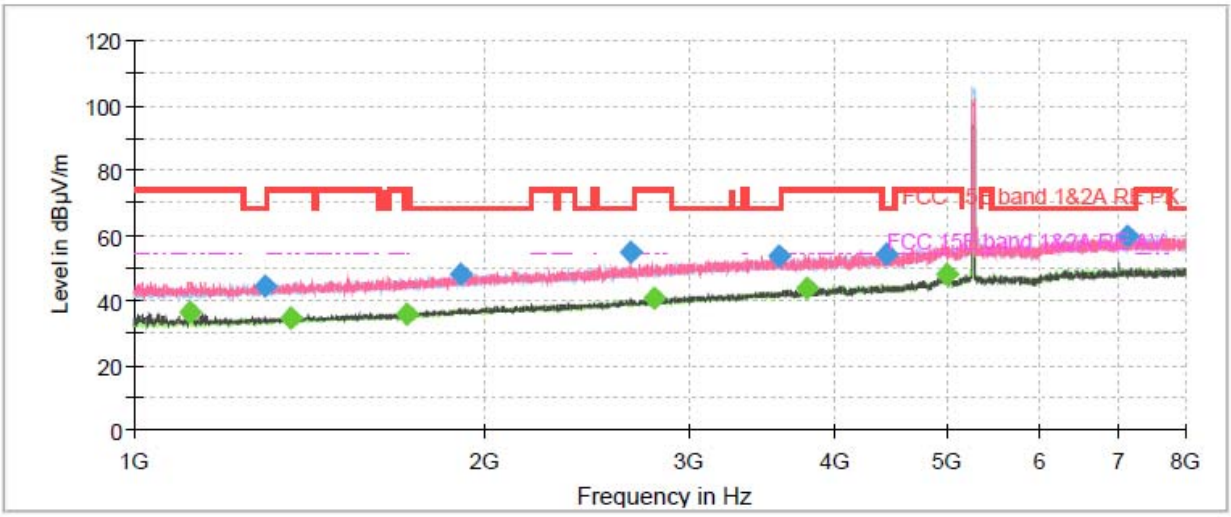

Note: The signal beyond the limit is carrier.

Radiates Emission from 1GHz to 8GHz

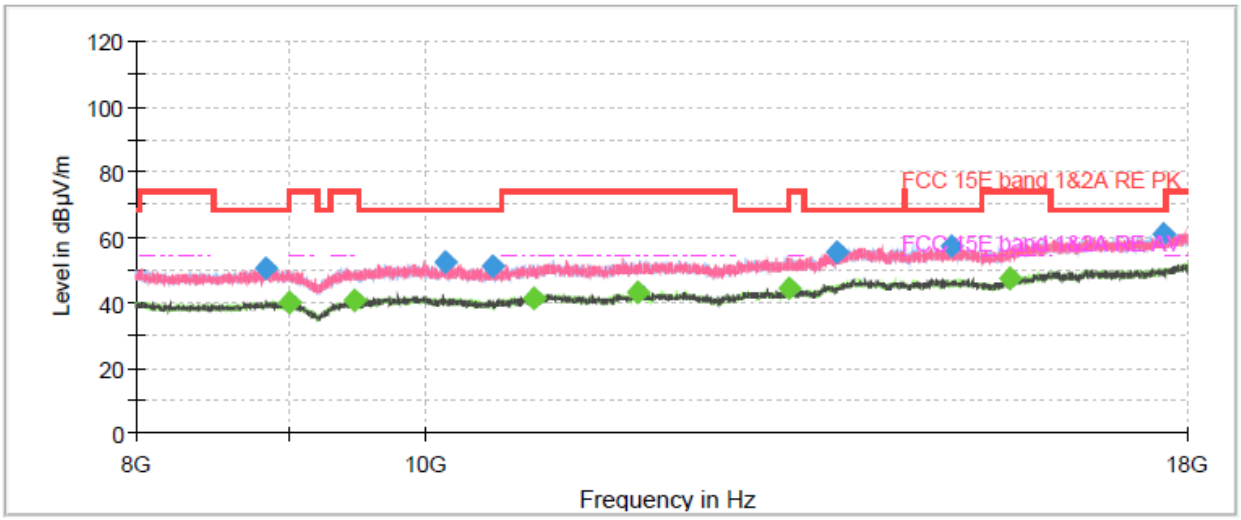

Radiates Emission from 8GHz to 18GHz

This report shall not be reproduced except in full, without the written approval of TA Technology (Shanghai) Co., Ltd.

Frequency (MHz)	Peak (dBuV/m)	Average (dBuV/m)	Limit (dBuV/m)	Margin (dB)	Height (cm)	Polarization	Azimuth (deg)	Correct Factor (dB)
1116.433333	---	36.04	54.00	17.96	200.0	V	68.0	-16.6
1297.266667	44.52	---	68.20	23.68	200.0	H	320.0	-15.8
1362.133333	---	34.67	54.00	19.33	100.0	V	328.0	-15.5
1718.900000	---	35.79	54.00	18.21	100.0	V	13.0	-13.8
1905.333333	47.99	---	68.20	20.21	200.0	V	28.0	-13.0
2666.466667	54.49	---	68.20	13.71	200.0	V	0.0	-10.5
2802.966667	---	40.34	54.00	13.66	100.0	V	223.0	-9.9
3574.366667	53.79	---	68.20	14.41	100.0	H	2.0	-6.9
3790.200000	---	43.80	54.00	10.20	100.0	H	276.0	-6.1
4434.200000	54.40	---	68.20	13.80	100.0	V	315.0	-4.2
5000.500000	---	47.75	54.00	6.25	100.0	V	115.0	-1.5
7143.433333	59.48	---	68.20	8.72	100.0	V	0.0	2.5

Remark: 1. Correction Factor = Antenna factor+ Insertion loss (cable loss + amplifier gain)

This report shall not be reproduced except in full, without the written approval of TA Technology (Shanghai) Co., Ltd.

802.11n (HT20) CH60

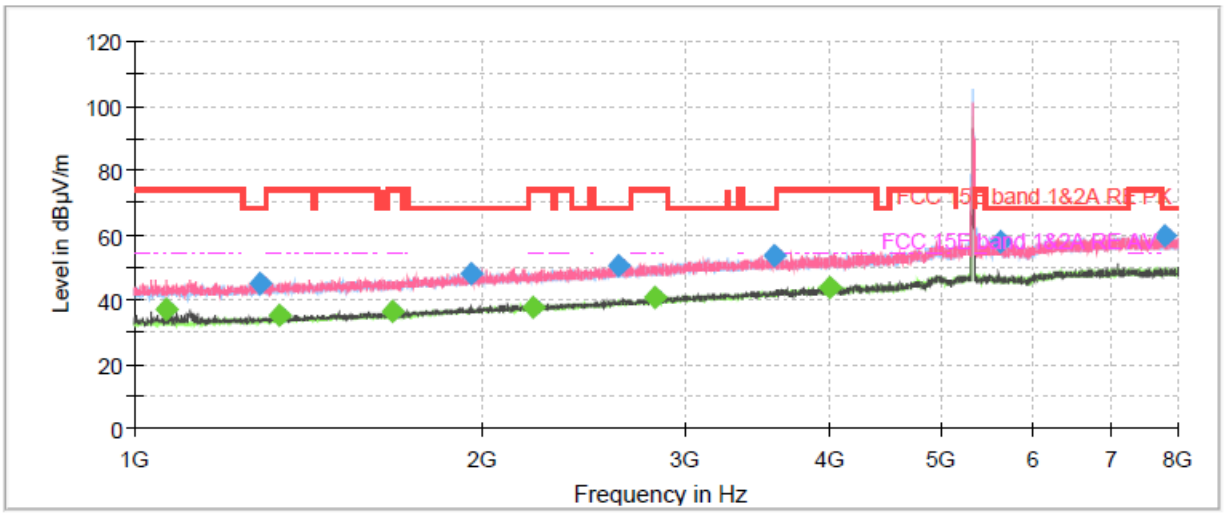

Note: The signal beyond the limit is carrier.

Radiates Emission from 1GHz to 8GHz

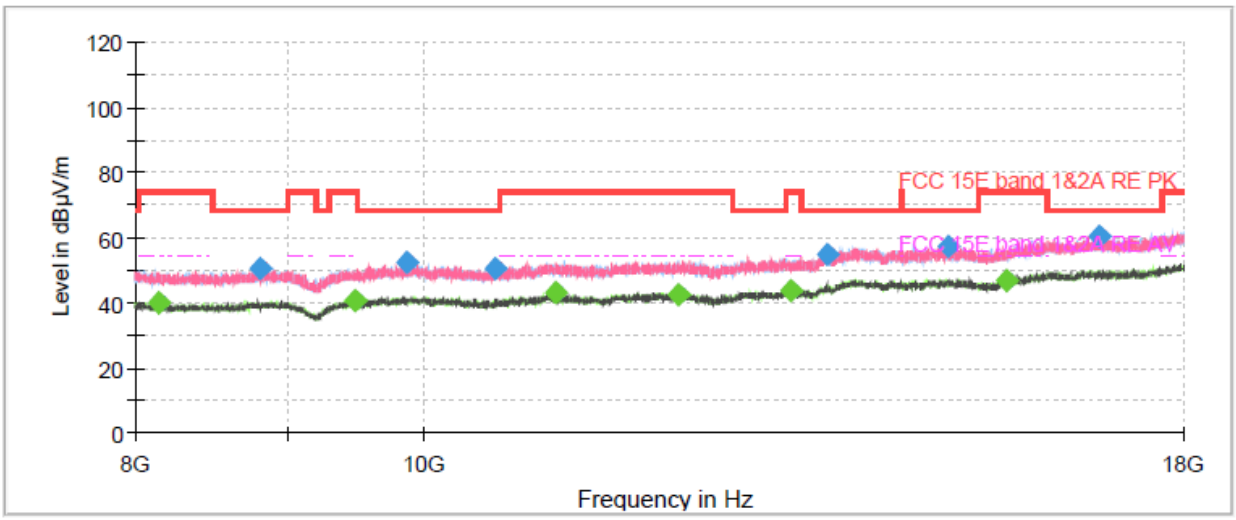

Radiates Emission from 8GHz to 18GHz

This report shall not be reproduced except in full, without the written approval of TA Technology (Shanghai) Co., Ltd.

Frequency (MHz)	Peak (dBuV/m)	Average (dBuV/m)	Limit (dBuV/m)	Margin (dB)	Height (cm)	Polarization	Azimuth (deg)	Correct Factor (dB)
1065.566667	---	36.89	54.00	17.11	200.0	V	108.0	-16.9
1286.766667	44.72	---	68.20	23.49	200.0	H	198.0	-15.8
1337.166667	---	34.78	54.00	19.22	100.0	V	263.0	-15.6
1670.833333	---	36.07	54.00	17.93	100.0	V	140.0	-14.1
1962.033333	48.12	---	68.20	20.08	100.0	V	113.0	-12.8
2218.933333	---	37.75	54.00	16.25	200.0	H	86.0	-12.0
2630.300000	50.50	---	68.20	17.70	200.0	H	319.0	-10.6
2818.366667	---	40.33	54.00	13.67	100.0	V	289.0	-9.8
3578.333333	53.39	---	68.20	14.81	100.0	V	28.0	-6.9
3994.133333	---	43.92	54.00	10.08	100.0	V	113.0	-5.4
5622.800000	57.77	---	68.20	10.43	100.0	H	0.0	-0.3
7795.833333	59.78	---	68.20	8.42	200.0	V	218.0	2.4

Remark: 1. Correction Factor = Antenna factor+ Insertion loss (cable loss + amplifier gain)

This report shall not be reproduced except in full, without the written approval of TA Technology (Shanghai) Co., Ltd.

802.11n (HT20) CH64

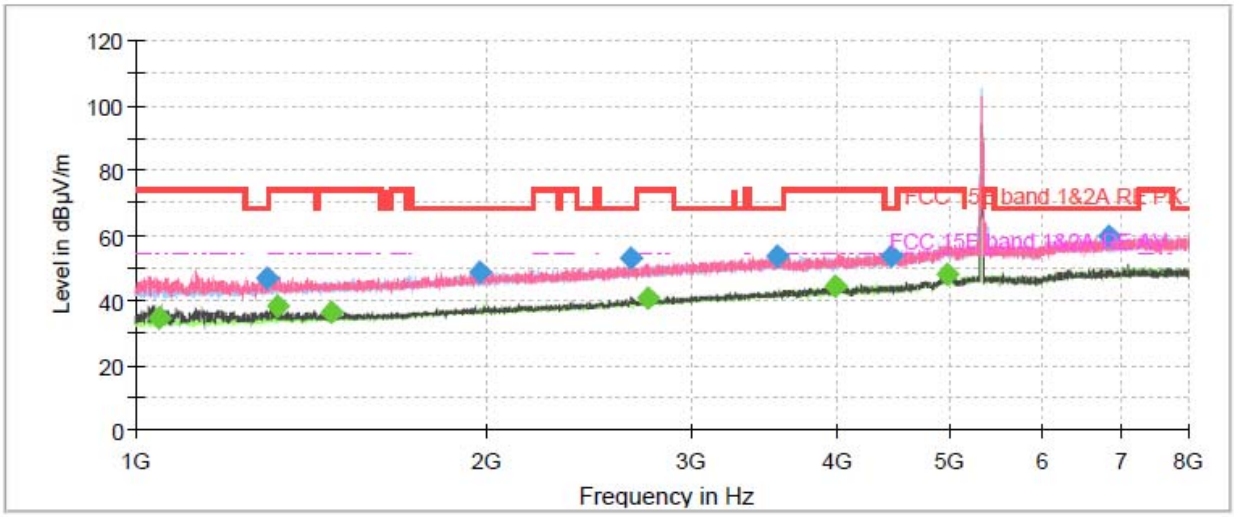

Note: The signal beyond the limit is carrier.

Radiates Emission from 1GHz to 8GHz

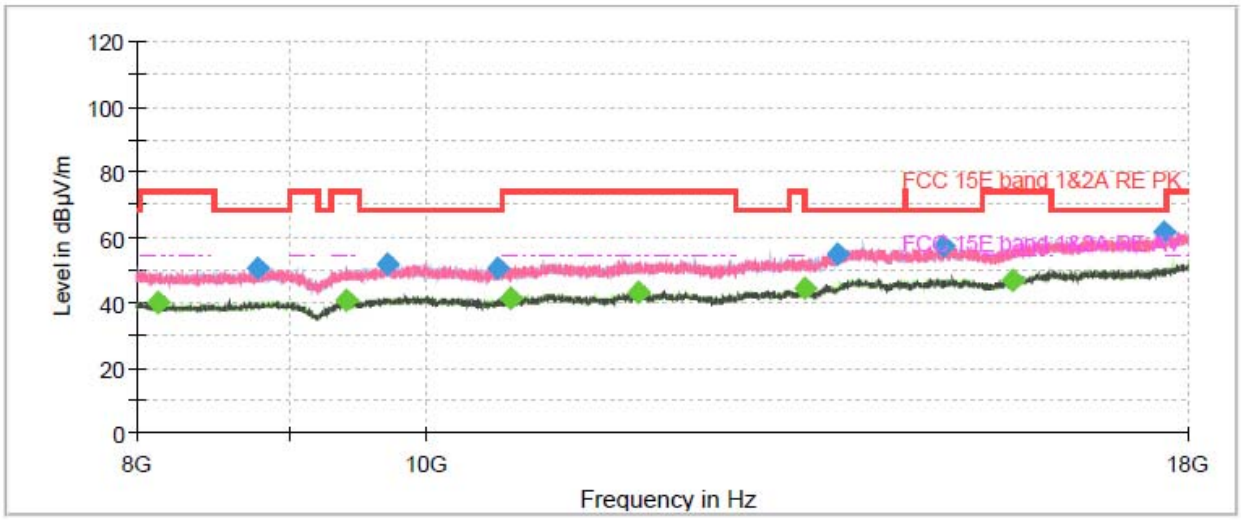

Radiates Emission from 8GHz to 18GHz

This report shall not be reproduced except in full, without the written approval of TA Technology (Shanghai) Co., Ltd.

Frequency (MHz)	Peak (dBuV/m)	Average (dBuV/m)	Limit (dBuV/m)	Margin (dB)	Height (cm)	Polarization	Azimuth (deg)	Correct Factor (dB)
1049.700000	---	34.39	54.00	19.61	100.0	V	114.0	-16.9
1294.933333	46.56	---	68.20	21.64	100.0	V	128.0	-15.8
1321.766667	---	38.45	54.00	15.55	100.0	V	100.0	-15.7
1471.333333	---	36.23	54.00	17.77	200.0	V	41.0	-15.0
1972.300000	48.67	---	68.20	19.53	200.0	H	304.0	-12.7
2660.866667	52.70	---	68.20	15.50	100.0	V	344.0	-10.5
2754.433333	---	40.92	54.00	13.08	100.0	V	72.0	-10.1
3552.666667	53.84	---	68.20	14.36	100.0	V	249.0	-7.0
3989.700000	---	44.09	54.00	9.91	100.0	V	86.0	-5.5
4453.800000	53.55	---	68.20	14.65	100.0	H	29.0	-4.1
4962.933333	---	47.71	54.00	6.29	100.0	V	236.0	-1.5
6846.166667	59.66	---	68.20	8.54	100.0	H	82.0	2.2

Remark: 1. Correction Factor = Antenna factor+ Insertion loss (cable loss + amplifier gain)

This report shall not be reproduced except in full, without the written approval of TA Technology (Shanghai) Co., Ltd.

802.11n (HT20) CH100

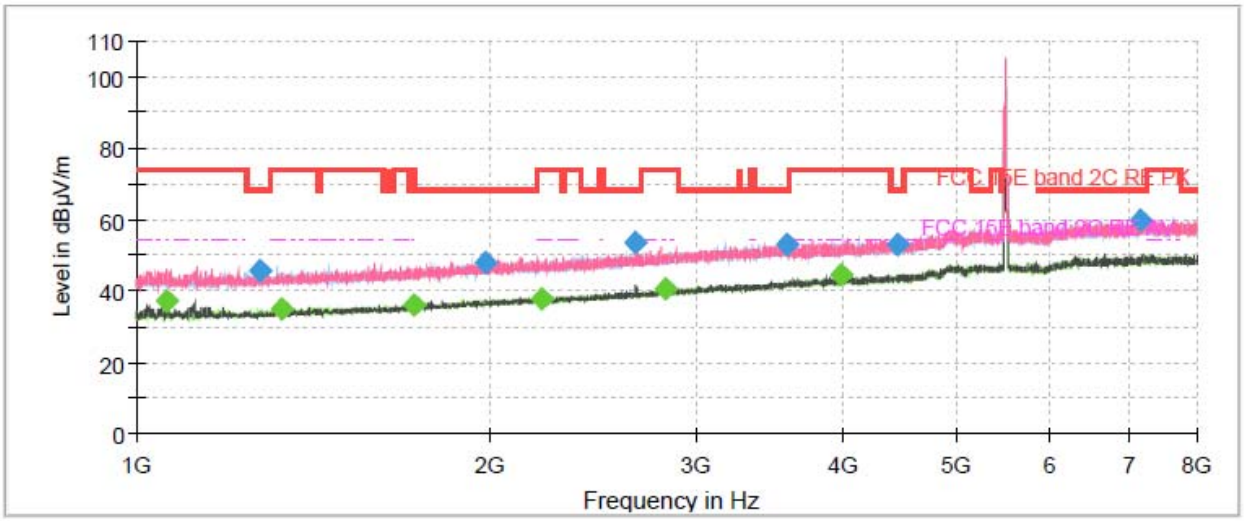

Note: The signal beyond the limit is carrier.

Radiates Emission from 1GHz to 8GHz

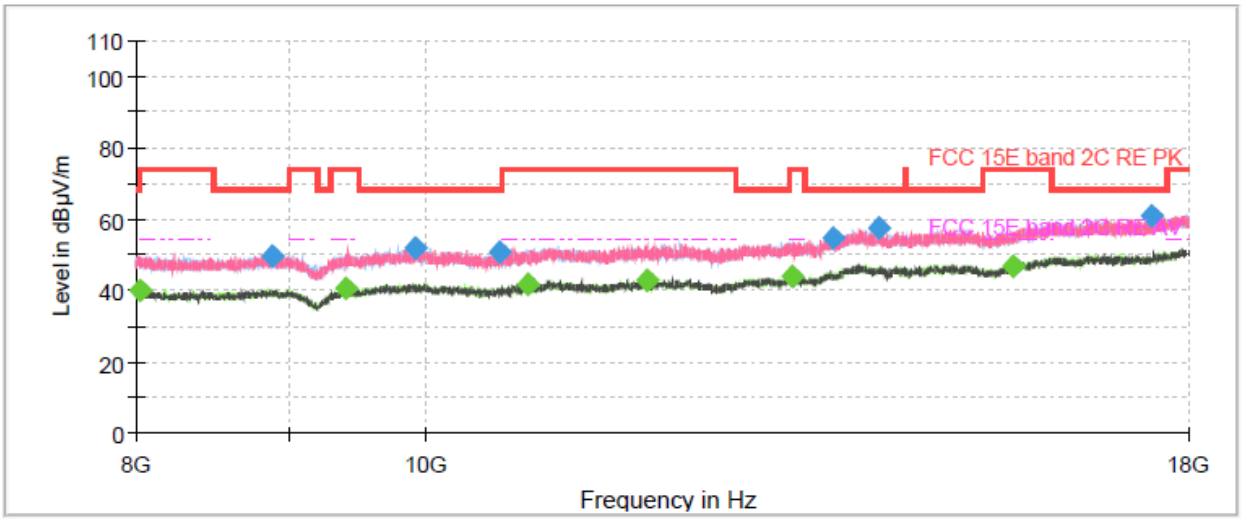

Radiates Emission from 8GHz to 18GHz

This report shall not be reproduced except in full, without the written approval of TA Technology (Shanghai) Co., Ltd.

Frequency (MHz)	Peak (dBuV/m)	Average (dBuV/m)	Limit (dBuV/m)	Margin (dB)	Height (cm)	Polarization	Azimuth (deg)	Correct Factor (dB)
1062.066667	---	37.22	54.00	16.78	200.0	V	81.0	-16.9
1276.966667	45.74	---	68.20	22.46	200.0	V	94.0	-15.9
1331.333333	---	35.11	54.00	18.89	200.0	H	128.0	-15.6
1720.533333	---	36.02	54.00	17.98	100.0	V	213.0	-13.8
1983.033333	47.76	---	68.20	20.44	200.0	H	277.0	-12.6
2215.433333	---	37.92	54.00	16.08	100.0	V	240.0	-12.0
2662.266667	53.74	---	68.20	14.46	100.0	V	0.0	-10.5
2828.166667	---	40.79	54.00	13.21	100.0	H	234.0	-9.8
3588.600000	53.30	---	68.20	14.90	100.0	H	165.0	-6.8
3979.200000	---	44.47	54.00	9.53	100.0	H	17.0	-5.6
4450.066667	53.15	---	68.20	15.05	200.0	H	237.0	-4.2
7160.933333	59.66	---	68.20	8.54	200.0	V	41.0	2.6

Remark: 1. Correction Factor = Antenna factor+ Insertion loss (cable loss + amplifier gain)

This report shall not be reproduced except in full, without the written approval of TA Technology (Shanghai) Co., Ltd.

802.11n (HT20) CH116

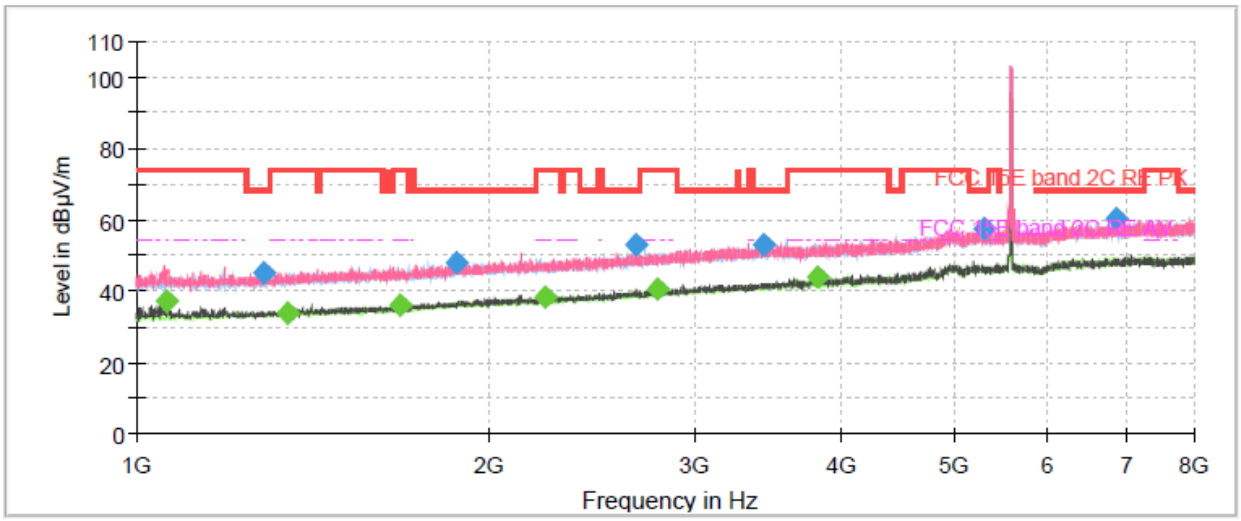

Note: The signal beyond the limit is carrier.

Radiates Emission from 1GHz to 8GHz

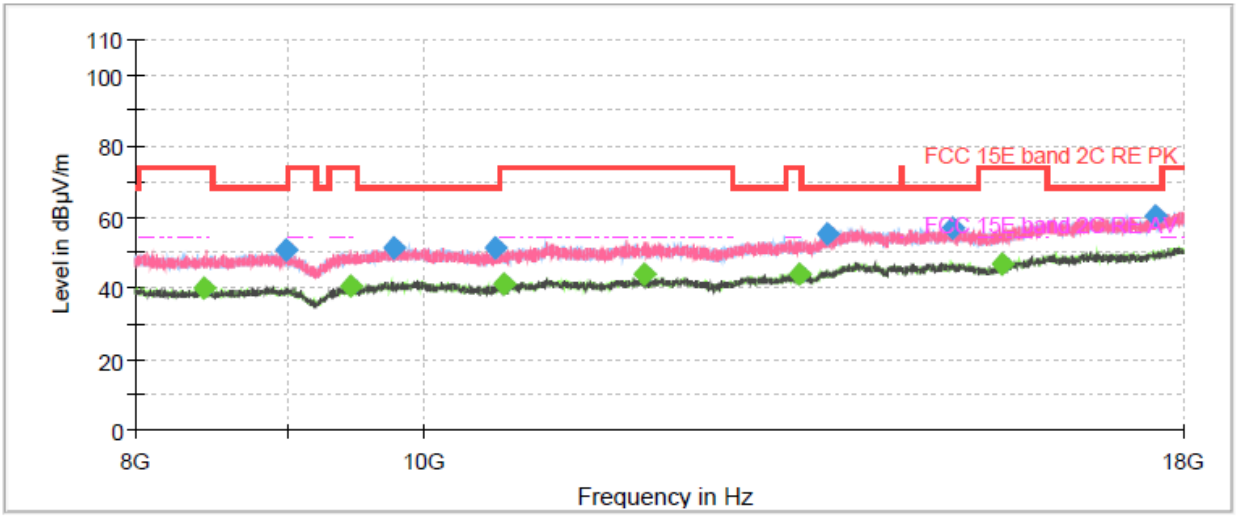

Radiates Emission from 8GHz to 18GHz

This report shall not be reproduced except in full, without the written approval of TA Technology (Shanghai) Co., Ltd.

Frequency (MHz)	Peak (dBuV/m)	Average (dBuV/m)	Limit (dBuV/m)	Margin (dB)	Height (cm)	Polarization	Azimuth (deg)	Correct Factor (dB)
1062.766667	---	37.04	54.00	16.96	100.0	V	88.0	-16.9
1287.466667	45.32	---	68.20	22.88	100.0	V	102.0	-15.8
1346.500000	---	34.02	54.00	19.98	200.0	H	28.0	-15.5
1682.266667	---	36.13	54.00	17.87	100.0	V	74.0	-14.0
1876.166667	47.93	---	68.20	20.27	100.0	V	102.0	-13.1
2232.933333	---	38.46	54.00	15.54	100.0	V	277.0	-12.0
2665.300000	53.22	---	68.20	14.98	200.0	V	0.0	-10.5
2788.966667	---	40.86	54.00	13.14	200.0	V	55.0	-9.9
3438.100000	53.26	---	68.20	14.94	100.0	V	170.0	-7.3
3809.800000	---	43.94	54.00	10.06	100.0	V	304.0	-6.0
5294.266667	57.50	---	68.20	10.70	200.0	V	55.0	-1.0
6871.600000	60.08	---	68.20	8.12	100.0	V	197.0	2.2

Remark: 1. Correction Factor = Antenna factor+ Insertion loss (cable loss + amplifier gain)

This report shall not be reproduced except in full, without the written approval of TA Technology (Shanghai) Co., Ltd.

802.11n (HT20) CH140

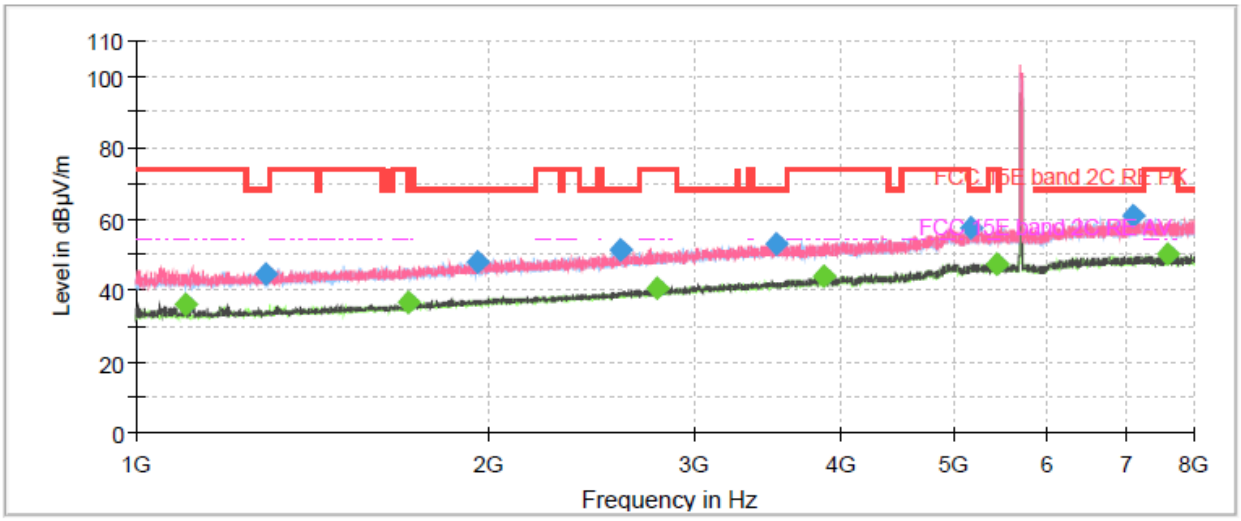

Note: The signal beyond the limit is carrier.

Radiates Emission from 1GHz to 8GHz

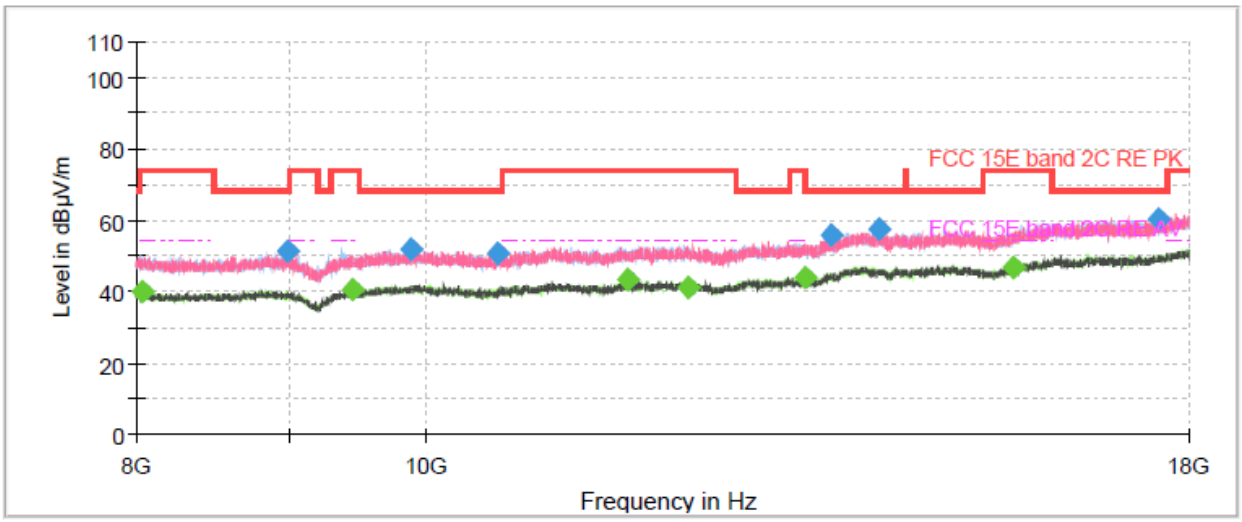

Radiates Emission from 8GHz to 18GHz

This report shall not be reproduced except in full, without the written approval of TA Technology (Shanghai) Co., Ltd.

Frequency (MHz)	Peak (dBuV/m)	Average (dBuV/m)	Limit (dBuV/m)	Margin (dB)	Height (cm)	Polarization	Azimuth (deg)	Correct Factor (dB)
1102.433333	---	36.00	54.00	18.00	100.0	V	88.0	-16.6
1290.500000	44.78	---	68.20	23.42	100.0	V	355.0	-15.8
1706.066667	---	36.58	54.00	17.42	100.0	V	170.0	-13.9
1956.666667	48.07	---	68.20	20.13	200.0	V	68.0	-12.8
2589.233333	51.29	---	68.20	16.91	200.0	H	320.0	-10.8
2788.033333	---	40.65	54.00	13.35	100.0	V	290.0	-9.9
3527.700000	53.25	---	68.20	14.95	100.0	H	0.0	-7.0
3858.100000	---	44.16	54.00	9.84	100.0	V	156.0	-6.0
5167.333333	57.46	---	68.20	10.74	200.0	V	135.0	-1.7
5428.666667	---	47.56	54.00	6.44	200.0	H	346.0	-0.7
7116.600000	60.75	---	68.20	7.45	100.0	V	102.0	2.4
7600.533333	---	50.01	54.00	3.99	200.0	V	122.0	2.4

Remark: 1. Correction Factor = Antenna factor+ Insertion loss (cable loss + amplifier gain)

This report shall not be reproduced except in full, without the written approval of TA Technology (Shanghai) Co., Ltd.

802.11n (HT20) CH144

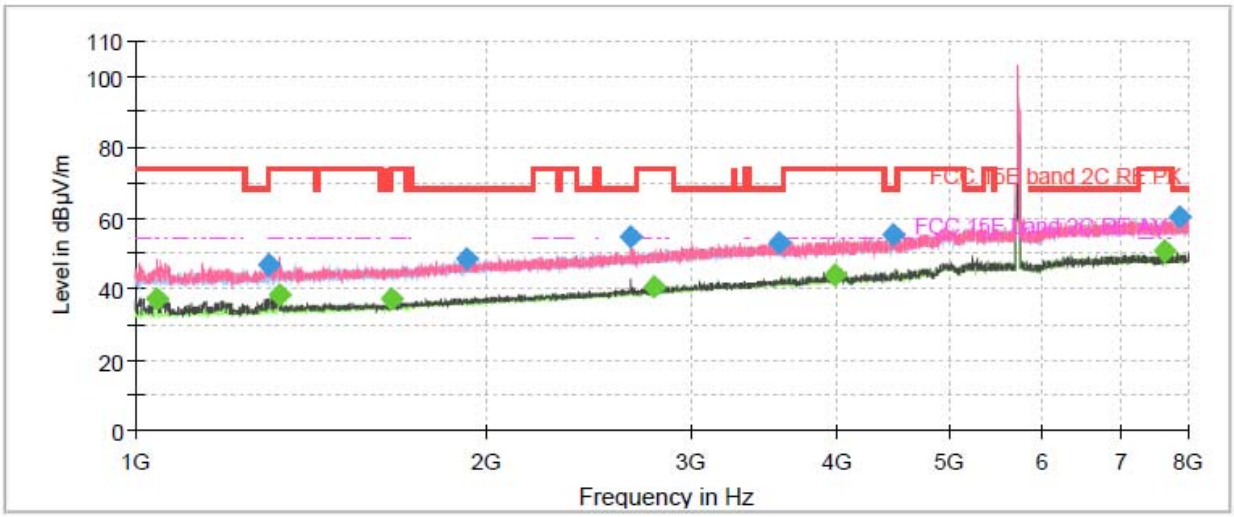

Note: The signal beyond the limit is carrier.

Radiates Emission from 1GHz to 8GHz

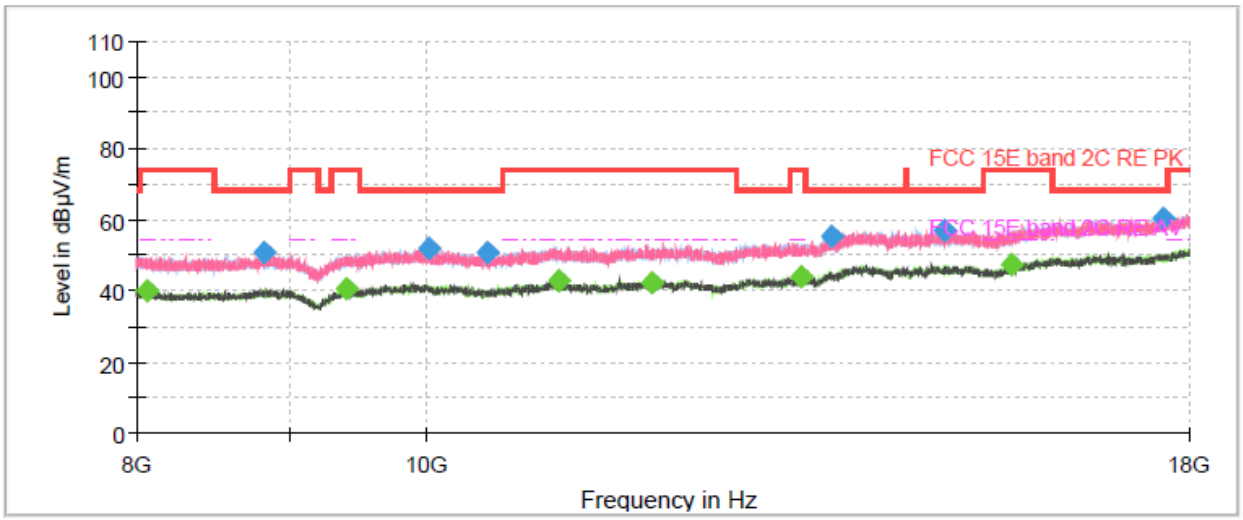

Radiates Emission from 8GHz to 18GHz

This report shall not be reproduced except in full, without the written approval of TA Technology (Shanghai) Co., Ltd.

Frequency (MHz)	Peak (dBuV/m)	Average (dBuV/m)	Limit (dBuV/m)	Margin (dB)	Height (cm)	Polarization	Azimuth (deg)	Correct Factor (dB)
1043.866667	---	37.21	54.00	16.79	200.0	V	88.0	-16.9
1299.833333	46.89	---	68.20	21.31	100.0	V	100.0	-15.8
1329.000000	---	38.20	54.00	15.80	100.0	V	100.0	-15.6
1661.266667	---	37.32	54.00	16.68	200.0	V	44.0	-14.1
1927.266667	48.66	---	68.20	19.54	100.0	H	278.0	-12.9
2664.600000	54.84	---	68.20	13.36	100.0	V	348.0	-10.5
2781.500000	---	40.42	54.00	13.58	100.0	V	153.0	-10.0
3564.566667	53.12	---	68.20	15.08	100.0	V	140.0	-6.9
3984.333333	---	43.92	54.00	10.08	200.0	H	148.0	-5.5
4460.566667	55.14	---	68.20	13.06	100.0	V	290.0	-4.1
7626.900000	---	50.73	54.00	3.27	100.0	V	33.0	2.5
7859.533333	60.17	---	68.20	8.03	100.0	H	238.0	2.6

Remark: 1. Correction Factor = Antenna factor+ Insertion loss (cable loss + amplifier gain)

This report shall not be reproduced except in full, without the written approval of TA Technology (Shanghai) Co., Ltd.

802.11n (HT20) CH149

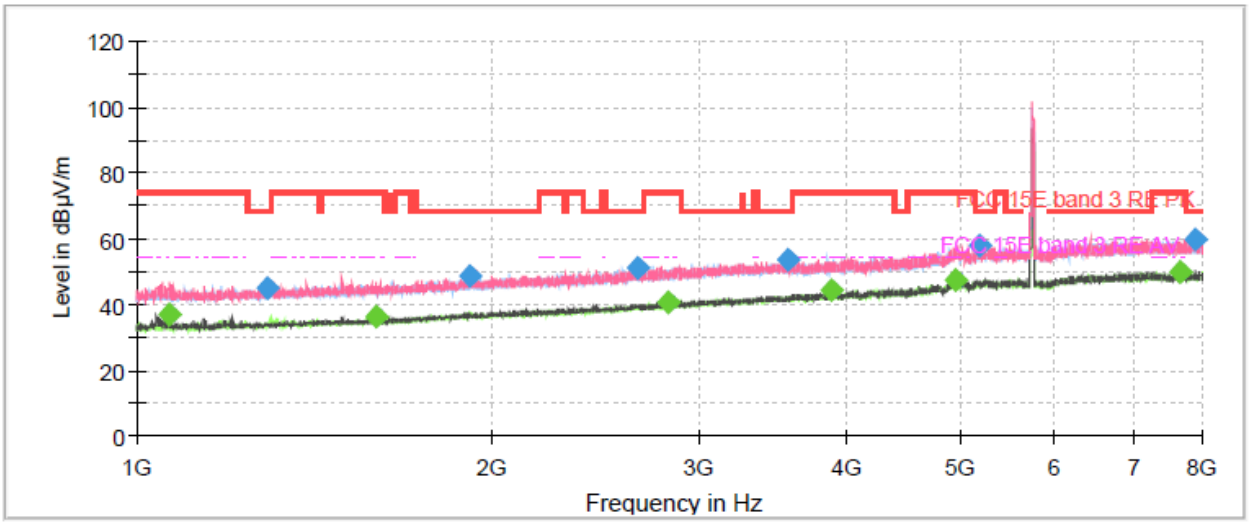

Note: The signal beyond the limit is carrier.

Radiates Emission from 1GHz to 8GHz

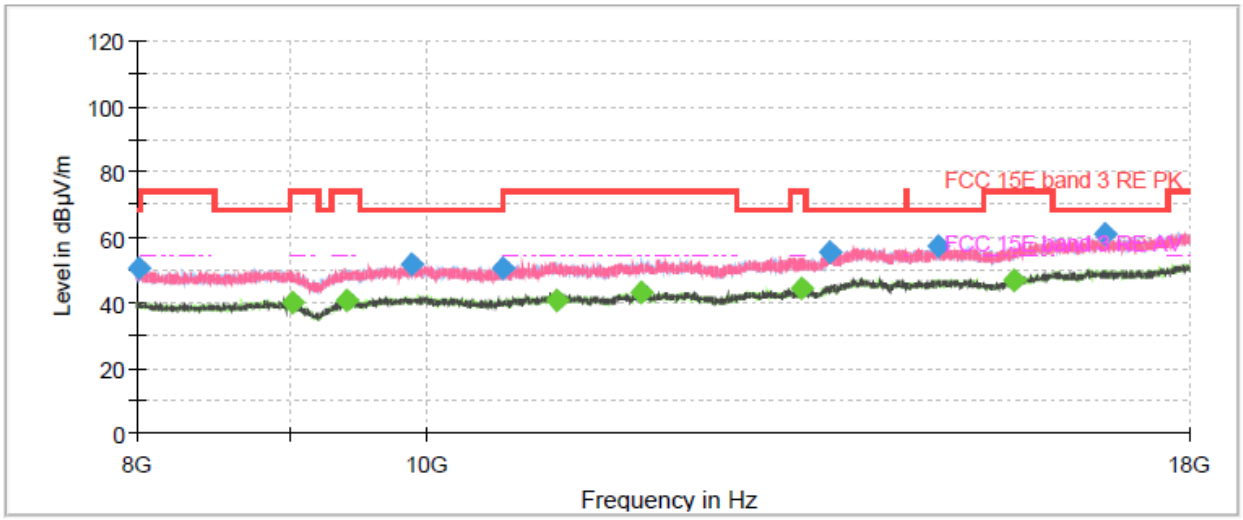

Radiates Emission from 8GHz to 18GHz

This report shall not be reproduced except in full, without the written approval of TA Technology (Shanghai) Co., Ltd.

Frequency (MHz)	Peak (dBuV/m)	Average (dBuV/m)	Limit (dBuV/m)	Margin (dB)	Height (cm)	Polarization	Azimuth (deg)	Correct Factor (dB)
1064.866667	---	36.77	54.00	17.23	200.0	V	116.0	-16.9
1292.133333	44.76	---	68.20	23.44	100.0	V	46.0	-15.8
1596.633333	---	36.51	54.00	17.49	100.0	V	331.0	-14.4
1913.033333	48.48	---	68.20	19.72	100.0	H	146.0	-13.0
2664.600000	51.14	---	68.20	17.06	100.0	V	73.0	-10.5
2817.666667	---	40.55	54.00	13.45	200.0	V	0.0	-9.8
3563.866667	53.36	---	68.20	14.84	100.0	H	281.0	-6.9
3877.466667	---	44.04	54.00	9.96	100.0	V	139.0	-6.0
4939.833333	---	47.45	54.00	6.55	100.0	V	261.0	-1.7
5188.800000	57.81	---	68.20	10.39	200.0	V	102.0	-1.6
7660.266667	---	50.14	54.00	3.86	100.0	V	153.0	2.5
7911.800000	59.72	---	68.20	8.48	100.0	H	228.0	2.5

Remark: 1. Correction Factor = Antenna factor+ Insertion loss (cable loss + amplifier gain)

This report shall not be reproduced except in full, without the written approval of TA Technology (Shanghai) Co., Ltd.

802.11n (HT20) CH157

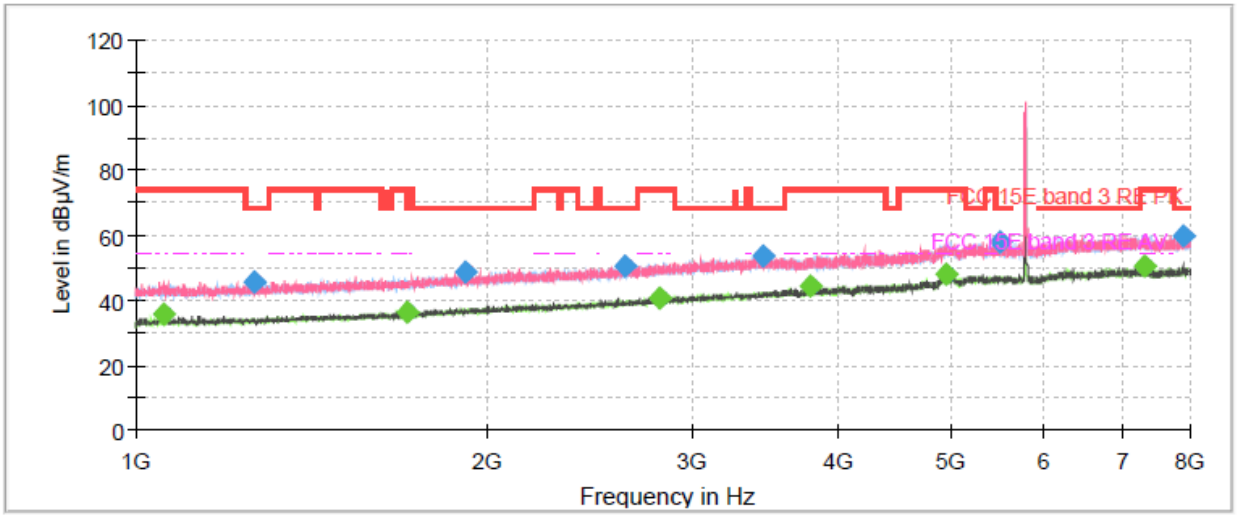

Note: The signal beyond the limit is carrier.

Radiates Emission from 1GHz to 8GHz

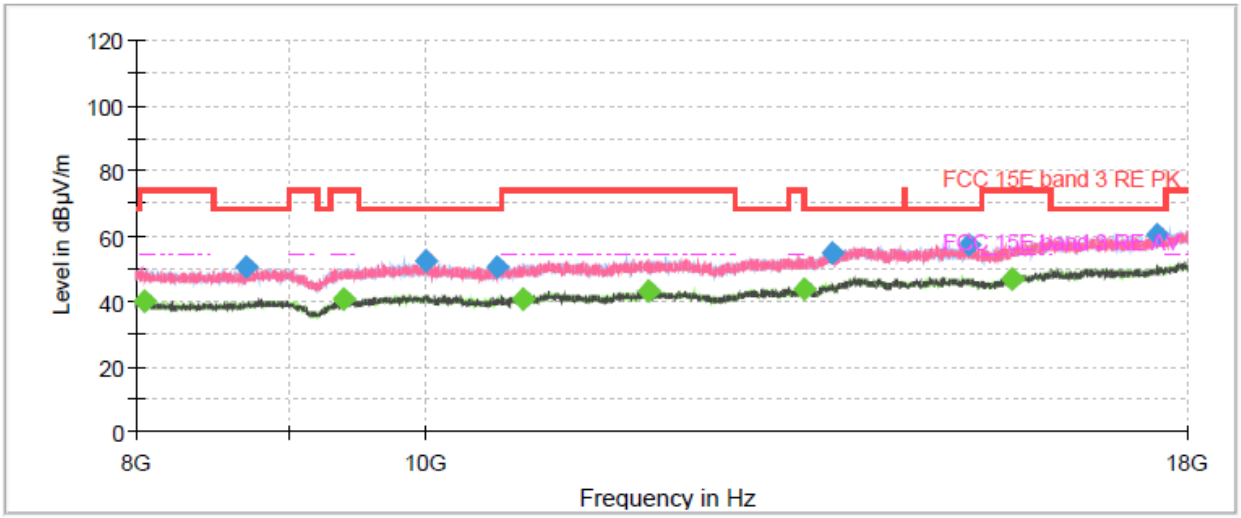

Radiates Emission from 8GHz to 18GHz

This report shall not be reproduced except in full, without the written approval of TA Technology (Shanghai) Co., Ltd.

Frequency (MHz)	Peak (dBuV/m)	Average (dBuV/m)	Limit (dBuV/m)	Margin (dB)	Height (cm)	Polarization	Azimuth (deg)	Correct Factor (dB)
1054.600000	---	35.94	54.00	18.06	200.0	V	303.0	-16.9
1261.100000	45.38	---	68.20	22.82	200.0	H	0.0	-16.0
1705.833333	---	36.19	54.00	17.81	100.0	H	85.0	-13.9
1914.900000	48.46	---	68.20	19.74	100.0	V	42.0	-12.9
2622.133333	50.74	---	68.20	17.46	200.0	H	21.0	-10.7
2805.300000	---	40.63	54.00	13.37	100.0	V	112.0	-9.9
3448.133333	53.37	---	68.20	14.83	200.0	V	88.0	-7.2
3778.533333	---	44.23	54.00	9.77	200.0	H	0.0	-6.1
4951.033333	---	47.78	54.00	6.22	200.0	V	74.0	-1.6
5508.466667	57.70	---	68.20	10.50	200.0	V	1.0	-0.4
7326.366667	---	50.27	54.00	3.73	100.0	H	341.0	2.8
7893.133333	59.85	---	68.20	8.35	200.0	V	263.0	2.6

Remark: 1. Correction Factor = Antenna factor+ Insertion loss (cable loss + amplifier gain)

This report shall not be reproduced except in full, without the written approval of TA Technology (Shanghai) Co., Ltd.

802.11n (HT20) CH165

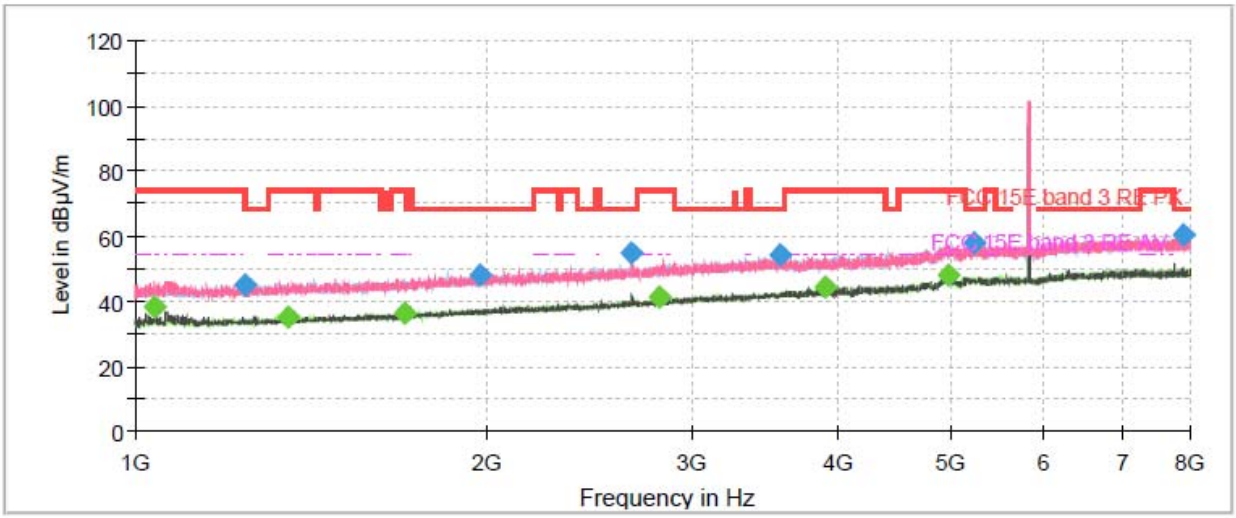

Note: The signal beyond the limit is carrier.

Radiates Emission from 1GHz to 8GHz

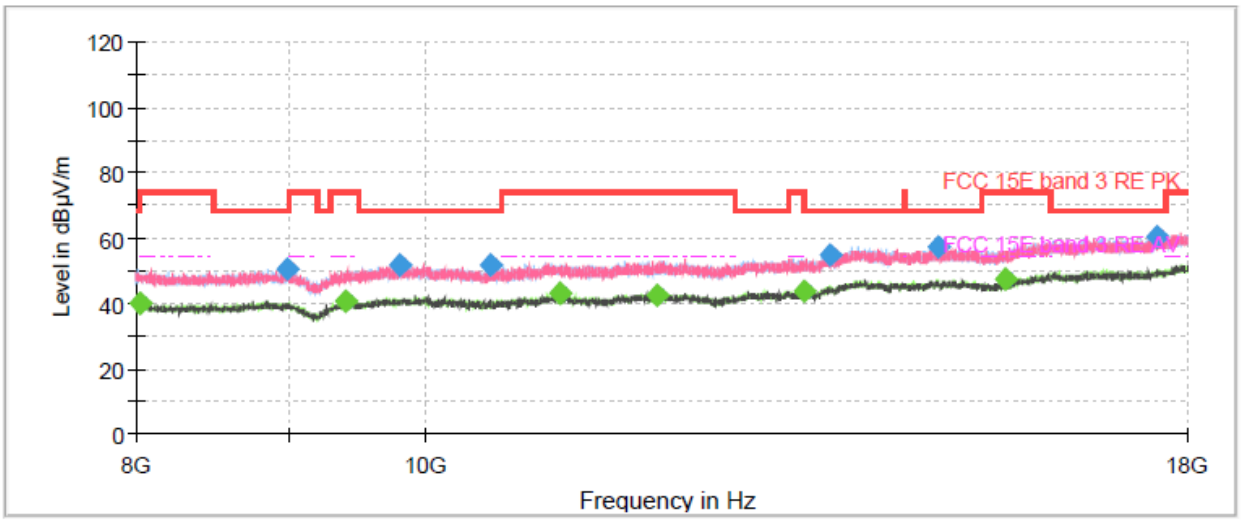

Radiates Emission from 8GHz to 18GHz

This report shall not be reproduced except in full, without the written approval of TA Technology (Shanghai) Co., Ltd.

Frequency (MHz)	Peak (dBuV/m)	Average (dBuV/m)	Limit (dBuV/m)	Margin (dB)	Height (cm)	Polarization	Azimuth (deg)	Correct Factor (dB)
1038.733333	---	38.13	54.00	15.87	200.0	V	302.0	-16.9
1242.666667	44.72	---	68.20	23.48	100.0	H	234.0	-16.0
1354.666667	---	34.78	54.00	19.22	100.0	H	1.0	-15.5
1702.566667	---	36.37	54.00	17.63	100.0	V	277.0	-13.9
1976.733333	48.08	---	68.20	20.12	200.0	H	182.0	-12.7
2657.366667	54.63	---	68.20	13.57	200.0	V	169.0	-10.5
2815.800000	---	40.93	54.00	13.07	100.0	H	43.0	-9.8
3569.700000	53.88	---	68.20	14.32	100.0	H	13.0	-6.9
3906.166667	---	44.07	54.00	9.93	200.0	V	16.0	-5.9
4965.500000	---	47.74	54.00	6.26	100.0	H	0.0	-1.5
5233.366667	58.01	---	68.20	10.19	200.0	V	0.0	-1.1
7891.266667	60.22	---	68.20	7.98	100.0	H	314.0	2.6

Remark: 1. Correction Factor = Antenna factor+ Insertion loss (cable loss + amplifier gain)

This report shall not be reproduced except in full, without the written approval of TA Technology (Shanghai) Co., Ltd.

802.11n (HT40) CH38

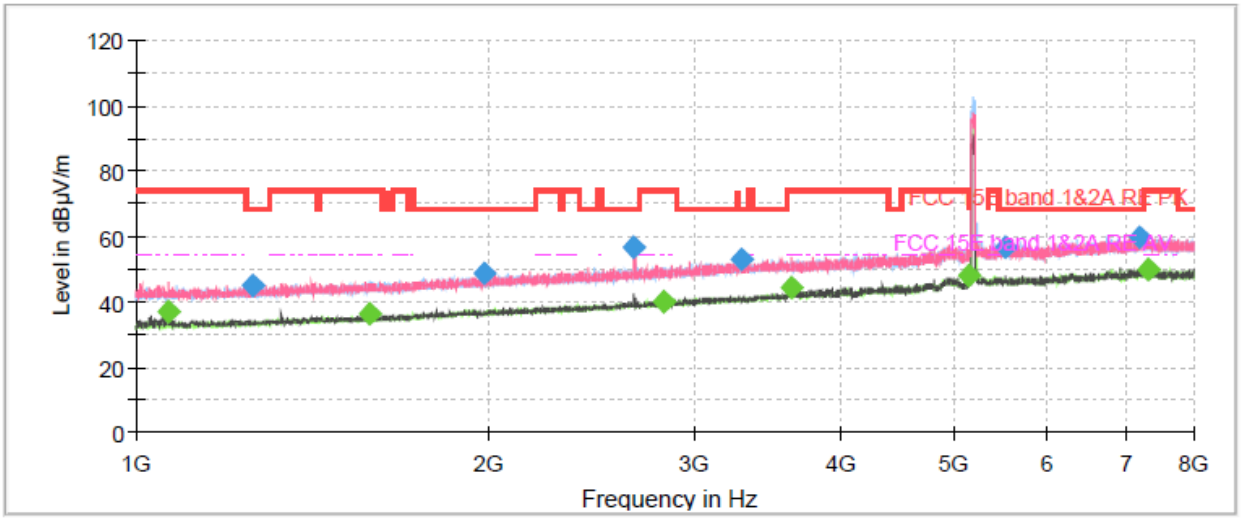

Note: The signal beyond the limit is carrier.

Radiates Emission from 1GHz to 8GHz

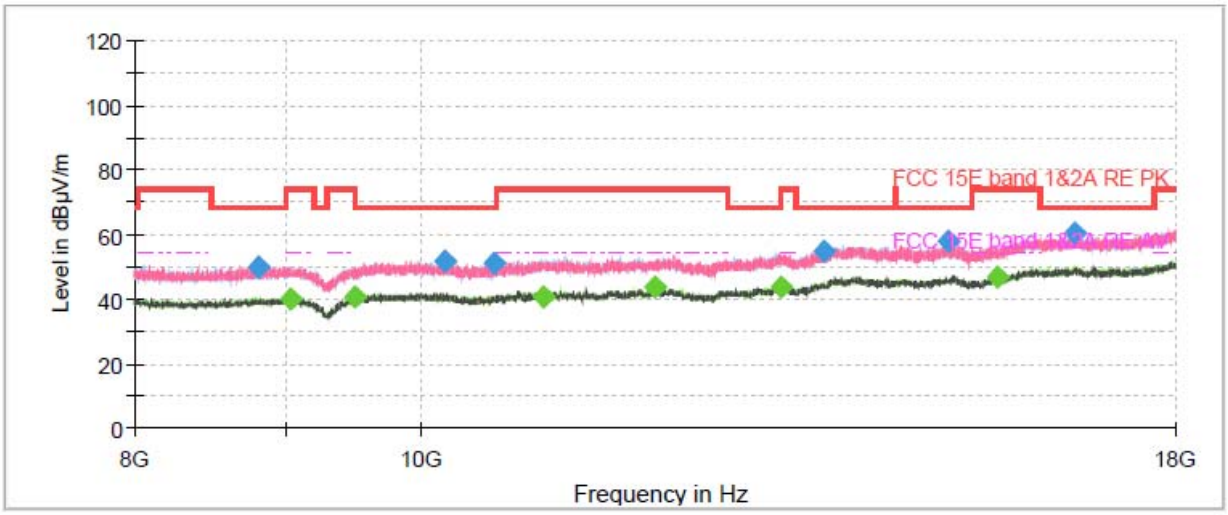

Radiates Emission from 8GHz to 18GHz

This report shall not be reproduced except in full, without the written approval of TA Technology (Shanghai) Co., Ltd.

Frequency (MHz)	Peak (dBuV/m)	Average (dBuV/m)	Limit (dBuV/m)	Margin (dB)	Height (cm)	Polarization	Azimuth (deg)	Correct Factor (dB)
1065.566667	---	36.78	54.00	17.22	200.0	V	132.0	-16.9
1257.133333	45.19	---	68.20	23.01	200.0	V	38.0	-16.0
1583.333333	---	36.05	54.00	17.95	200.0	V	51.0	-14.4
1982.333333	48.50	---	68.20	19.70	100.0	H	0.0	-12.6
2663.200000	56.72	---	68.20	11.48	200.0	V	0.0	-10.5
2818.600000	---	40.05	54.00	13.95	100.0	V	58.0	-9.8
3289.933333	52.87	---	68.20	15.33	100.0	V	155.0	-7.8
3630.833333	---	44.17	54.00	9.83	200.0	V	0.0	-6.4
5148.666667	---	48.05	54.00	5.95	100.0	H	0.0	-1.7
5531.566667	56.91	---	68.20	11.29	200.0	V	11.0	-0.4
7183.100000	59.43	---	68.20	8.77	100.0	V	127.0	2.7
7315.400000	---	49.72	54.00	4.28	200.0	V	105.0	2.9

Remark: 1. Correction Factor = Antenna factor+ Insertion loss (cable loss + amplifier gain)

This report shall not be reproduced except in full, without the written approval of TA Technology (Shanghai) Co., Ltd.

802.11n (HT40) CH46

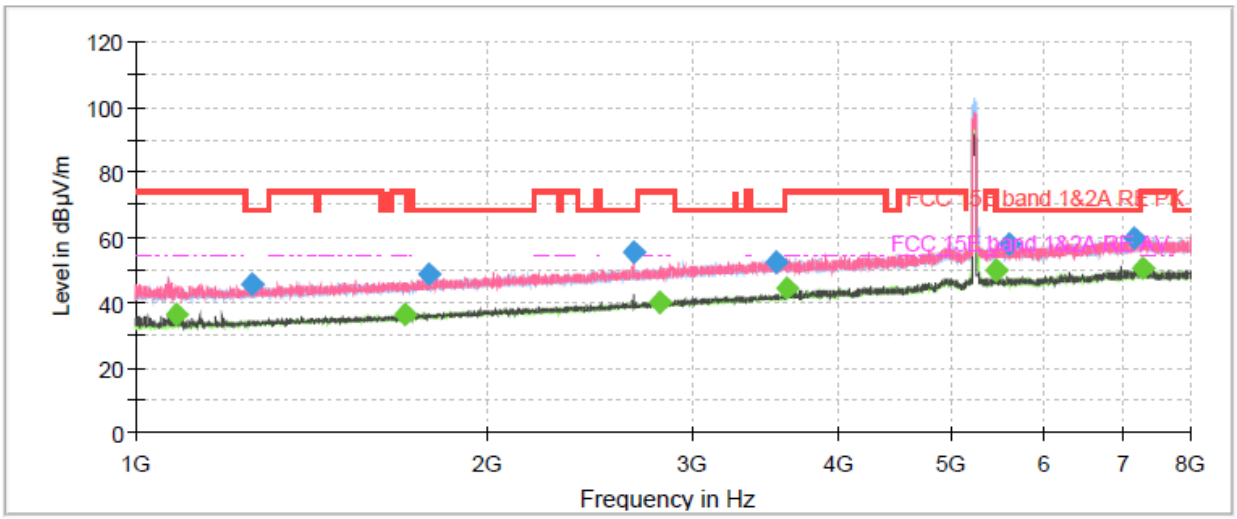

Note: The signal beyond the limit is carrier.

Radiates Emission from 1GHz to 8GHz

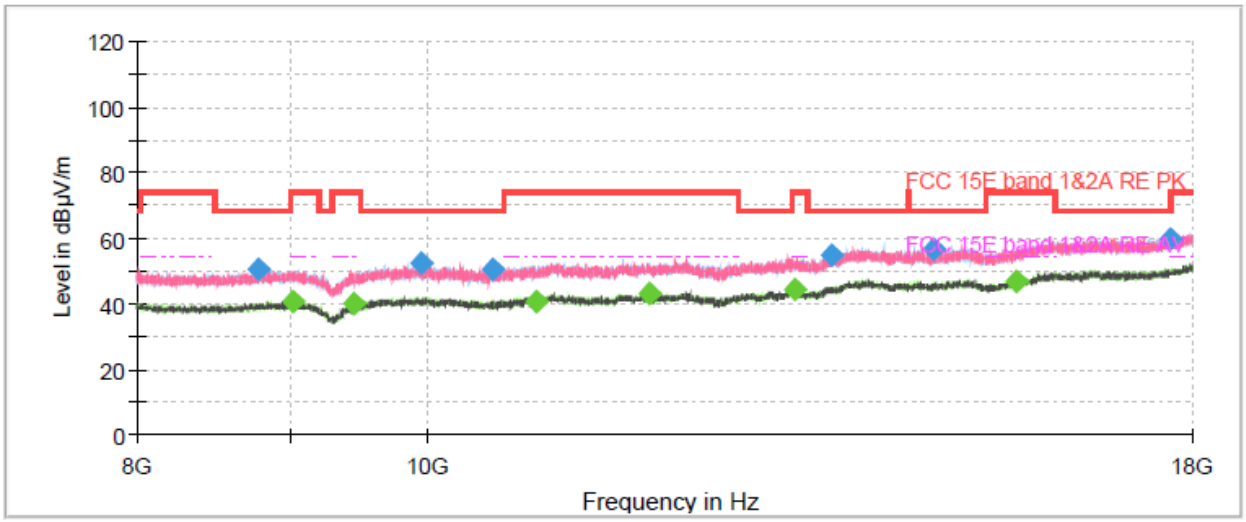

Radiates Emission from 8GHz to 18GHz

This report shall not be reproduced except in full, without the written approval of TA Technology (Shanghai) Co., Ltd.

Frequency (MHz)	Peak (dBuV/m)	Average (dBuV/m)	Limit (dBuV/m)	Margin (dB)	Height (cm)	Polarization	Azimuth (deg)	Correct Factor (dB)
1081.900000	---	36.31	54.00	17.69	200.0	V	103.0	-16.7
1259.700000	45.51	---	68.20	22.69	100.0	V	70.0	-16.0
1700.000000	---	36.45	54.00	17.55	100.0	V	126.0	-14.0
1784.233333	48.51	---	68.20	19.69	100.0	V	235.0	-13.4
2665.533333	55.64	---	68.20	12.56	200.0	V	0.0	-10.5
2805.766667	---	40.15	54.00	13.85	200.0	H	0.0	-9.9
3541.700000	52.59	---	68.20	15.61	100.0	V	329.0	-7.0
3605.866667	---	44.08	54.00	9.92	100.0	V	0.0	-6.6
5452.466667	---	49.58	54.00	4.42	100.0	H	0.0	-0.6
5592.233333	57.60	---	68.20	10.60	100.0	H	118.0	-0.4
7161.400000	59.99	---	68.20	8.21	100.0	H	159.0	2.6
7296.733333	---	50.20	54.00	3.80	100.0	V	112.0	2.9

Remark: 1. Correction Factor = Antenna factor+ Insertion loss (cable loss + amplifier gain)

This report shall not be reproduced except in full, without the written approval of TA Technology (Shanghai) Co., Ltd.

802.11n (HT40) CH54

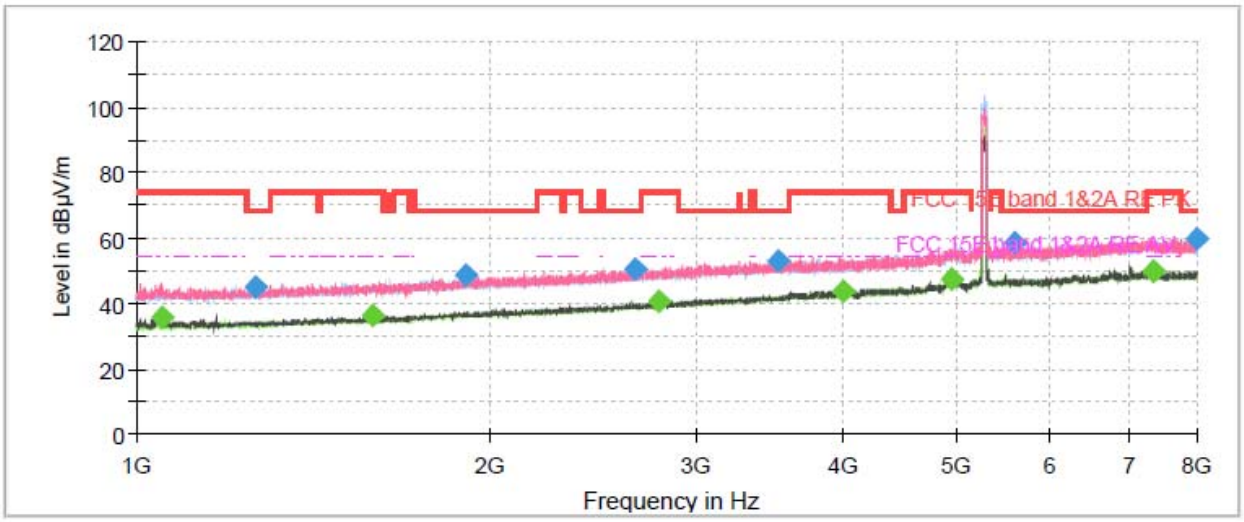

Note: The signal beyond the limit is carrier.

Radiates Emission from 1GHz to 8GHz

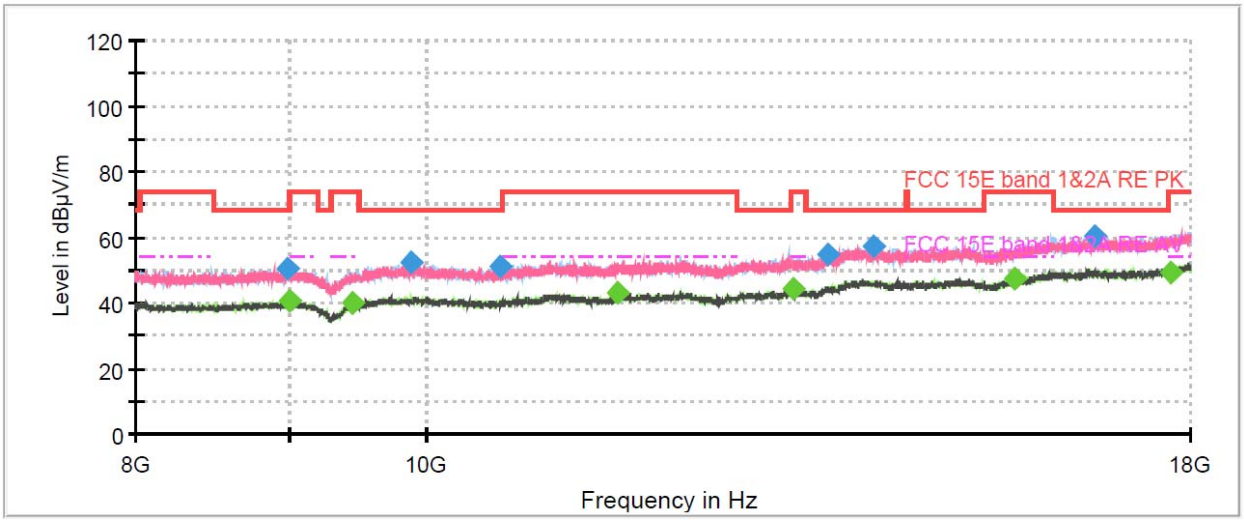

Radiates Emission from 8GHz to 18GHz

This report shall not be reproduced except in full, without the written approval of TA Technology (Shanghai) Co., Ltd.

Frequency (MHz)	Peak (dBuV/m)	Average (dBuV/m)	Limit (dBuV/m)	Margin (dB)	Height (cm)	Polarization	Azimuth (deg)	Correct Factor (dB)
1052.966667	---	35.88	54.00	18.12	200.0	V	63.0	-16.9
1261.333333	44.96	---	68.20	23.24	100.0	V	141.0	-16.0
1591.033333	---	36.10	54.00	17.90	100.0	H	273.0	-14.4
1906.266667	48.77	---	68.20	19.43	100.0	V	155.0	-13.0
2656.900000	50.35	---	68.20	17.85	200.0	V	0.0	-10.5
2784.533333	---	40.58	54.00	13.42	100.0	V	86.0	-10.0
3513.466667	52.95	---	68.20	15.25	100.0	V	210.0	-7.0
3997.400000	---	43.95	54.00	10.05	100.0	V	277.0	-5.4
4948.700000	---	47.46	54.00	6.54	100.0	V	86.0	-1.6
5606.233333	58.61	---	68.20	9.59	100.0	V	0.0	-0.4
7350.866667	---	50.15	54.00	3.85	200.0	V	50.0	2.8
7987.400000	59.70	---	68.20	8.50	200.0	H	320.0	2.5

Remark: 1. Correction Factor = Antenna factor+ Insertion loss (cable loss + amplifier gain)

This report shall not be reproduced except in full, without the written approval of TA Technology (Shanghai) Co., Ltd.

802.11n (HT40) CH62

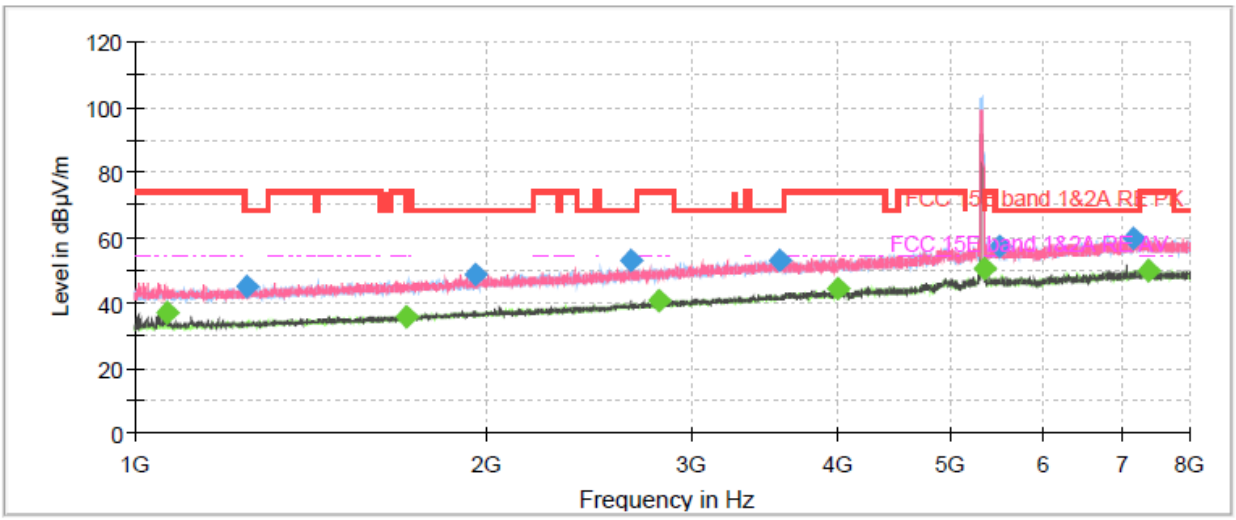

Note: The signal beyond the limit is carrier.

Radiates Emission from 1GHz to 8GHz

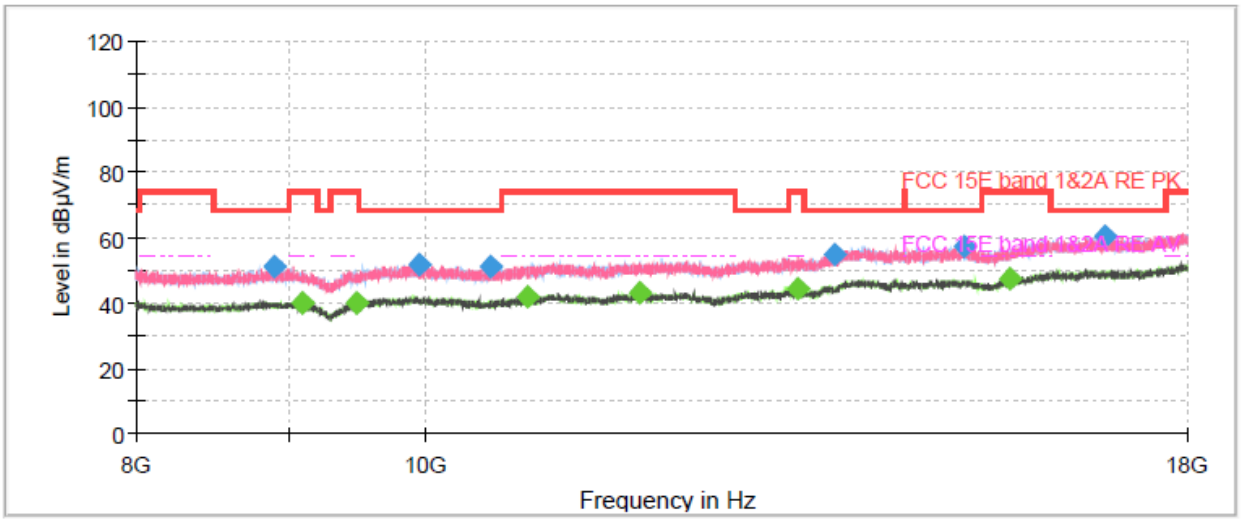

Radiates Emission from 8GHz to 18GHz

This report shall not be reproduced except in full, without the written approval of TA Technology (Shanghai) Co., Ltd.

Frequency (MHz)	Peak (dBuV/m)	Average (dBuV/m)	Limit (dBuV/m)	Margin (dB)	Height (cm)	Polarization	Azimuth (deg)	Correct Factor (dB)
1065.333333	---	36.67	54.00	17.33	200.0	V	109.0	-16.9
1249.433333	44.87	---	68.20	23.33	200.0	H	227.0	-16.0
1706.533333	---	35.98	54.00	18.02	200.0	H	214.0	-13.9
1954.333333	48.53	---	68.20	19.67	200.0	H	334.0	-12.8
2660.633333	52.65	---	68.20	15.55	200.0	V	136.0	-10.5
2813.233333	---	40.54	54.00	13.46	100.0	V	1.0	-9.8
3568.066667	53.22	---	68.20	14.98	100.0	H	0.0	-6.9
3996.466667	---	44.13	54.00	9.87	100.0	V	115.0	-5.4
5350.733333	---	50.41	54.00	3.59	100.0	H	24.0	-1.1
5493.766667	57.08	---	68.20	11.12	200.0	H	267.0	-0.5
7172.833333	59.75	---	68.20	8.45	100.0	V	343.0	2.6
7377.700000	---	50.08	54.00	3.92	200.0	H	214.0	2.7

Remark: 1. Correction Factor = Antenna factor+ Insertion loss (cable loss + amplifier gain)

This report shall not be reproduced except in full, without the written approval of TA Technology (Shanghai) Co., Ltd.

802.11n (HT40) CH102

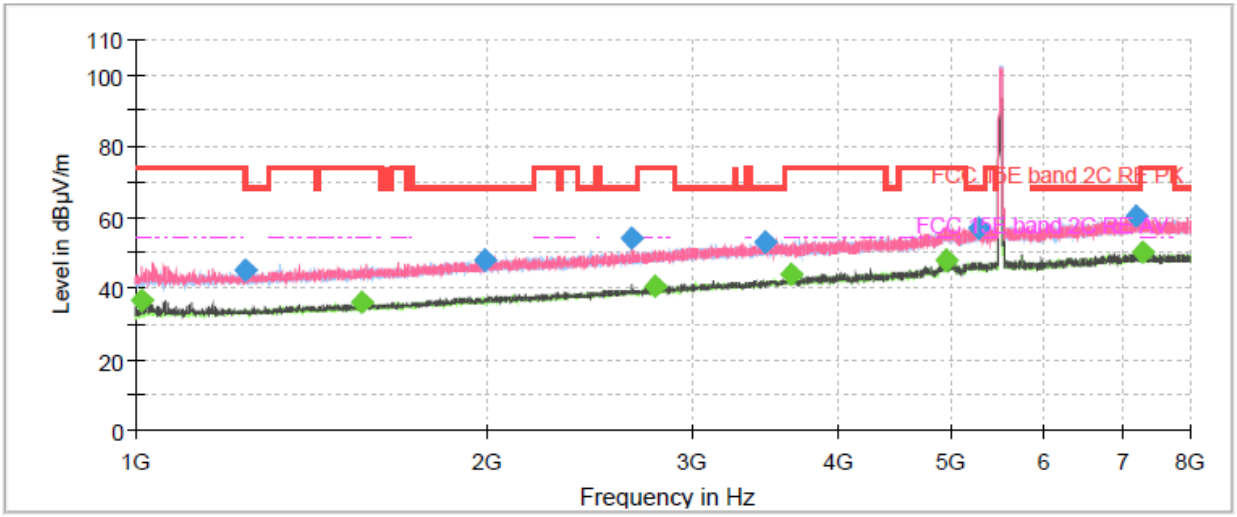

Note: The signal beyond the limit is carrier.

Radiates Emission from 1GHz to 8GHz

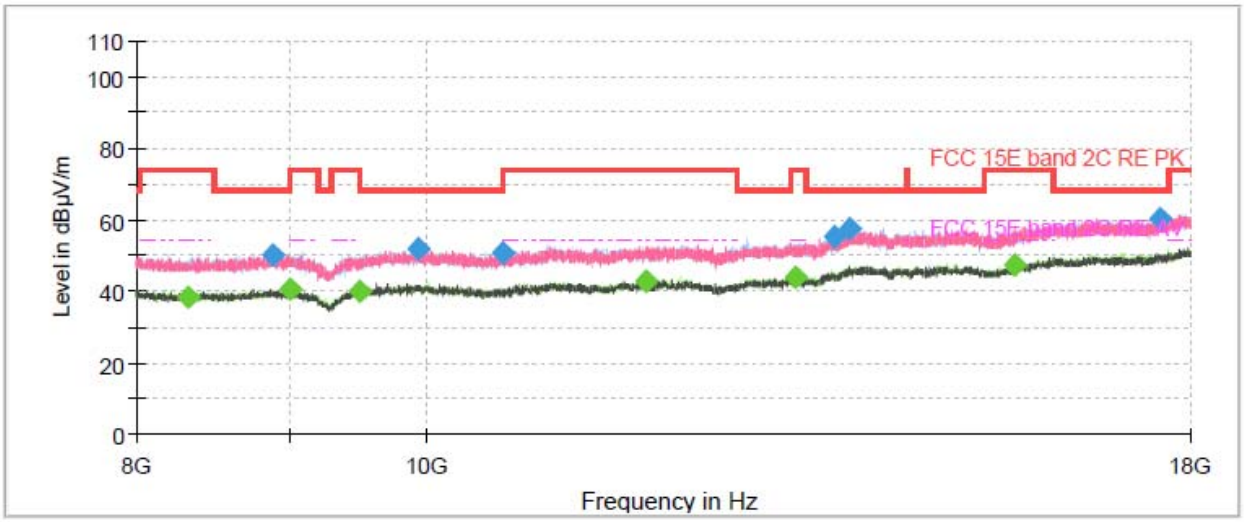

Radiates Emission from 8GHz to 18GHz

This report shall not be reproduced except in full, without the written approval of TA Technology (Shanghai) Co., Ltd.

Frequency (MHz)	Peak (dBuV/m)	Average (dBuV/m)	Limit (dBuV/m)	Margin (dB)	Height (cm)	Polarization	Azimuth (deg)	Correct Factor (dB)
1011.900000	---	36.91	54.00	17.09	100.0	V	100.0	-17.0
1241.733333	44.95	---	68.20	23.25	200.0	V	103.0	-16.0
1562.566667	---	36.25	54.00	17.75	100.0	V	197.0	-14.5
1989.566667	48.08	---	68.20	20.12	100.0	V	264.0	-12.6
2661.100000	54.16	---	68.20	14.04	200.0	V	0.0	-10.5
2788.733333	---	40.41	54.00	13.59	100.0	H	55.0	-9.9
3461.433333	52.90	---	68.20	15.30	100.0	V	170.0	-7.2
3636.666667	---	44.15	54.00	9.85	100.0	V	170.0	-6.4
4948.466667	---	47.89	54.00	6.11	100.0	V	211.0	-1.6
5266.033333	57.12	---	68.20	11.08	200.0	H	348.0	-1.0
7197.333333	60.09	---	68.20	8.11	100.0	H	287.0	2.7
7286.700000	---	50.13	54.00	3.87	200.0	H	0.0	2.9

Remark: 1. Correction Factor = Antenna factor+ Insertion loss (cable loss + amplifier gain)

This report shall not be reproduced except in full, without the written approval of TA Technology (Shanghai) Co., Ltd.

802.11n (HT40) CH118

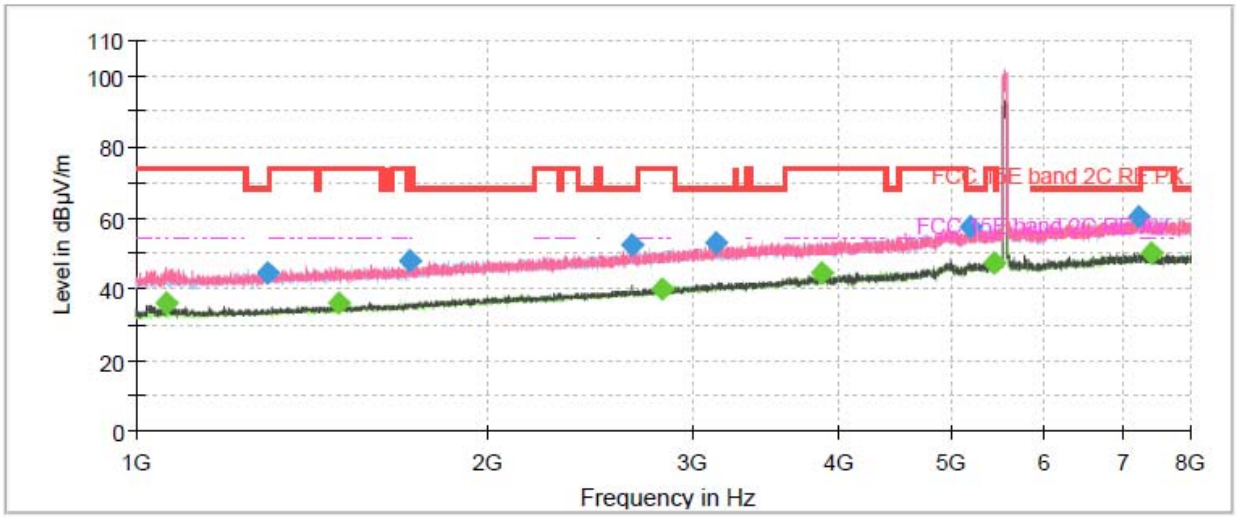

Note: The signal beyond the limit is carrier.

Radiates Emission from 1GHz to 8GHz

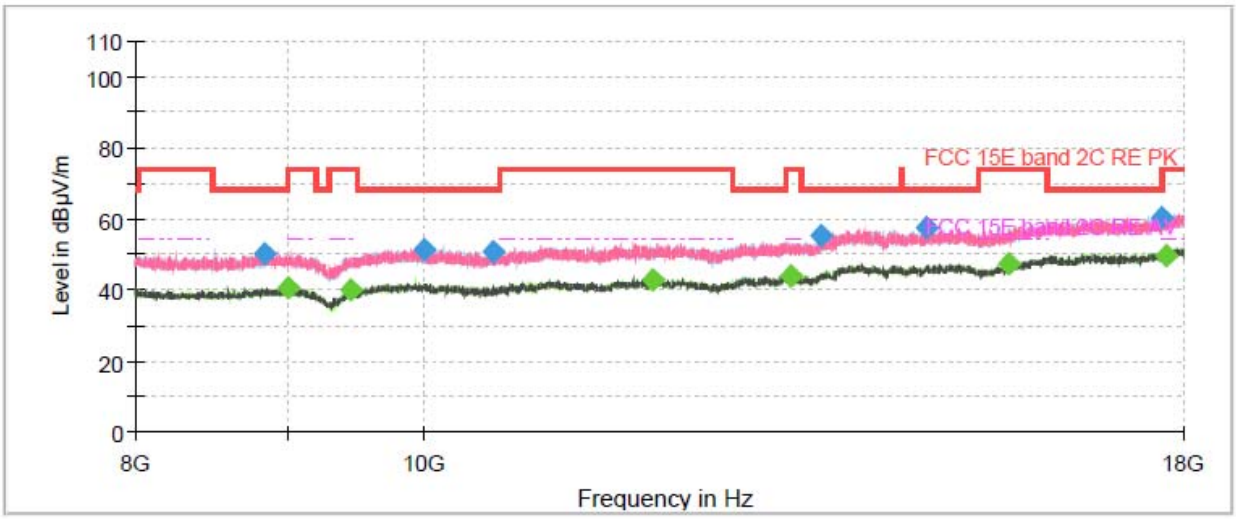

Radiates Emission from 8GHz to 18GHz

This report shall not be reproduced except in full, without the written approval of TA Technology (Shanghai) Co., Ltd.

Frequency (MHz)	Peak (dBuV/m)	Average (dBuV/m)	Limit (dBuV/m)	Margin (dB)	Height (cm)	Polarization	Azimuth (deg)	Correct Factor (dB)
1062.300000	---	36.05	54.00	17.95	100.0	V	86.0	-16.9
1298.200000	44.79	---	68.20	23.41	100.0	H	134.0	-15.8
1491.166667	---	36.26	54.00	17.74	100.0	V	86.0	-14.9
1717.733333	48.08	---	68.20	20.12	200.0	H	212.0	-13.8
2657.366667	52.60	---	68.20	15.60	200.0	V	12.0	-10.5
2817.433333	---	40.27	54.00	13.73	100.0	V	277.0	-9.8
3133.366667	52.84	---	68.20	15.36	200.0	V	38.0	-8.3
3859.733333	---	44.37	54.00	9.63	100.0	V	182.0	-6.0
5182.033333	57.51	---	68.20	10.69	100.0	V	329.0	-1.7
5435.200000	---	47.45	54.00	6.55	200.0	V	109.0	-0.7
7215.533333	60.23	---	68.20	7.97	100.0	V	182.0	2.8
7400.100000	---	50.11	54.00	3.89	100.0	V	182.0	2.6
17750.666667	---	49.45	54.00	4.55	200.0	H	211.0	5.0

Remark: 1. Correction Factor = Antenna factor+ Insertion loss (cable loss + amplifier gain)

This report shall not be reproduced except in full, without the written approval of TA Technology (Shanghai) Co., Ltd.

802.11n (HT40) CH134

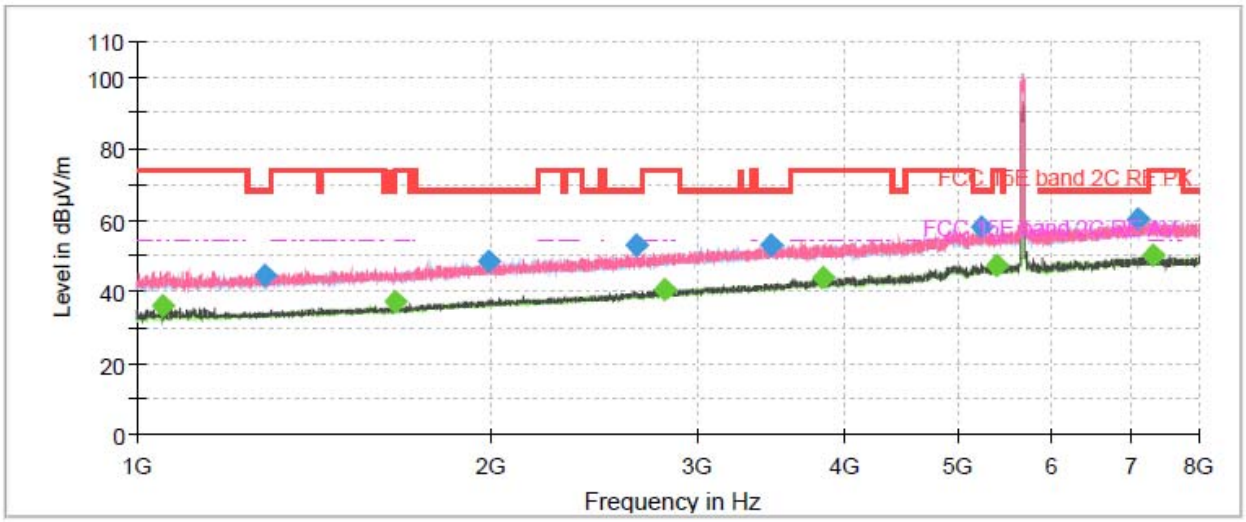

Note: The signal beyond the limit is carrier.

Radiates Emission from 1GHz to 8GHz

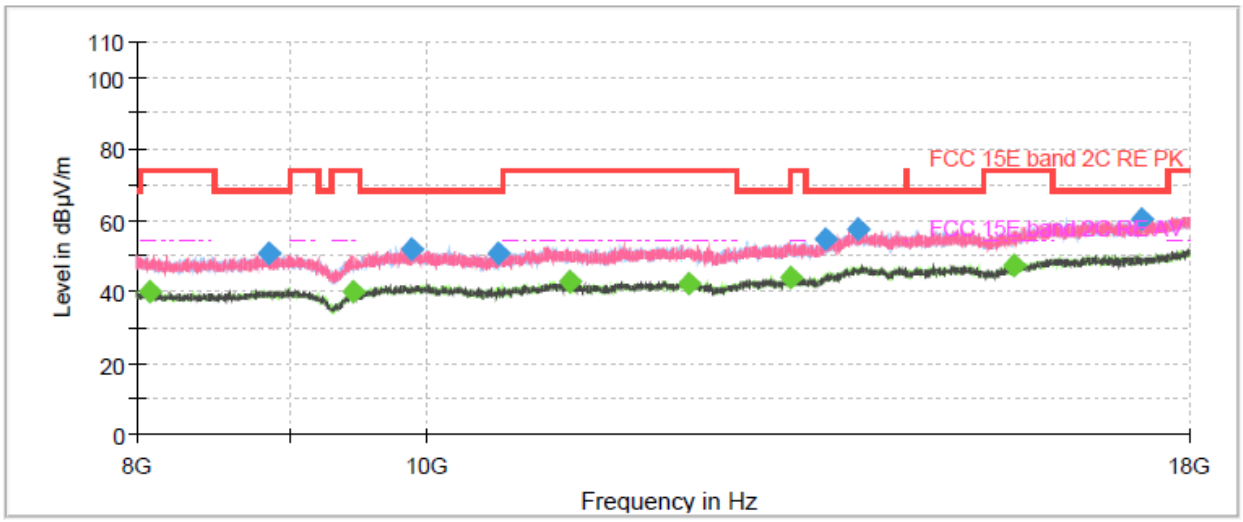

Radiates Emission from 8GHz to 18GHz

This report shall not be reproduced except in full, without the written approval of TA Technology (Shanghai) Co., Ltd.

Frequency (MHz)	Peak (dBuV/m)	Average (dBuV/m)	Limit (dBuV/m)	Margin (dB)	Height (cm)	Polarization	Azimuth (deg)	Correct Factor (dB)
1052.033333	---	35.88	54.00	18.12	100.0	V	128.0	-16.9
1282.800000	44.56	---	68.20	23.64	100.0	H	40.0	-15.9
1660.566667	---	37.43	54.00	16.57	200.0	V	69.0	-14.1
1994.000000	48.57	---	68.20	19.63	100.0	V	44.0	-12.6
2659.000000	52.98	---	68.20	15.22	100.0	V	72.0	-10.5
2815.333333	---	40.37	54.00	13.63	100.0	V	196.0	-9.8
3457.700000	53.28	---	68.20	14.92	100.0	V	182.0	-7.2
3829.400000	---	43.87	54.00	10.13	100.0	V	196.0	-6.0
5221.233333	58.38	---	68.20	9.82	200.0	H	59.0	-1.2
5398.333333	---	47.26	54.00	6.74	200.0	H	306.0	-0.9
7112.166667	60.35	---	68.20	7.85	100.0	H	333.0	2.4
7303.966667	---	50.11	54.00	3.89	100.0	V	276.0	2.9

Remark: 1. Correction Factor = Antenna factor+ Insertion loss (cable loss + amplifier gain)

This report shall not be reproduced except in full, without the written approval of TA Technology (Shanghai) Co., Ltd.

802.11n (HT40) CH142

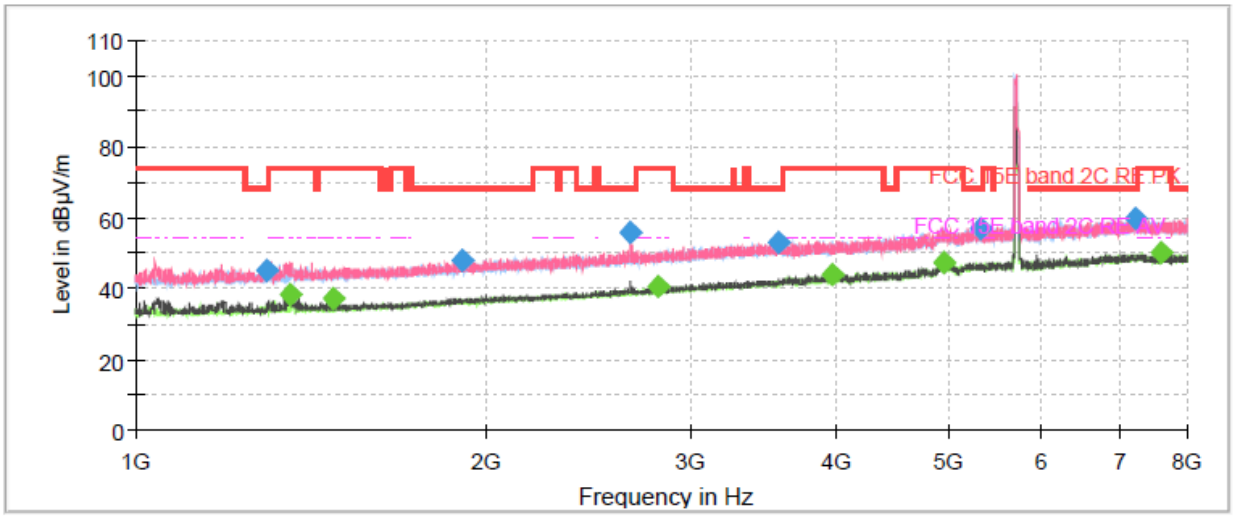

Note: The signal beyond the limit is carrier.

Radiates Emission from 1GHz to 8GHz

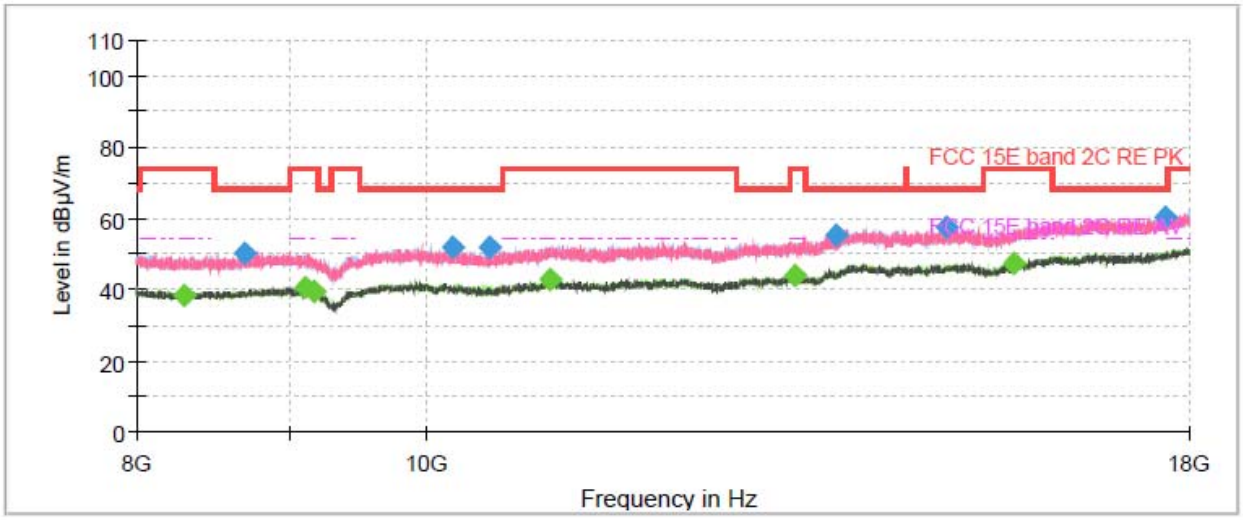

Radiates Emission from 8GHz to 18GHz

This report shall not be reproduced except in full, without the written approval of TA Technology (Shanghai) Co., Ltd.

Frequency (MHz)	Peak (dBuV/m)	Average (dBuV/m)	Limit (dBuV/m)	Margin (dB)	Height (cm)	Polarization	Azimuth (deg)	Correct Factor (dB)
1298.200000	45.22	---	68.20	22.98	100.0	V	127.0	-15.8
1358.166667	---	38.41	54.00	15.59	100.0	V	127.0	-15.5
1480.433333	---	37.05	54.00	16.95	100.0	V	71.0	-14.9
1905.800000	48.21	---	68.20	19.99	200.0	V	318.0	-13.0
2655.266667	55.82	---	68.20	12.38	200.0	V	15.0	-10.5
2806.233333	---	40.37	54.00	13.64	100.0	V	182.0	-9.9
3564.800000	53.24	---	68.20	14.96	200.0	H	335.0	-6.9
3973.133333	---	44.02	54.00	9.98	100.0	V	274.0	-5.6
4941.233333	---	47.61	54.00	6.39	100.0	V	235.0	-1.7
5321.800000	57.00	---	68.20	11.20	200.0	V	96.0	-1.1
7236.533333	59.72	---	68.20	8.48	200.0	H	321.0	2.8
7613.600000	---	50.40	54.00	3.60	100.0	V	340.0	2.5

Remark: 1. Correction Factor = Antenna factor+ Insertion loss (cable loss + amplifier gain)

This report shall not be reproduced except in full, without the written approval of TA Technology (Shanghai) Co., Ltd.

802.11n (HT40) CH151

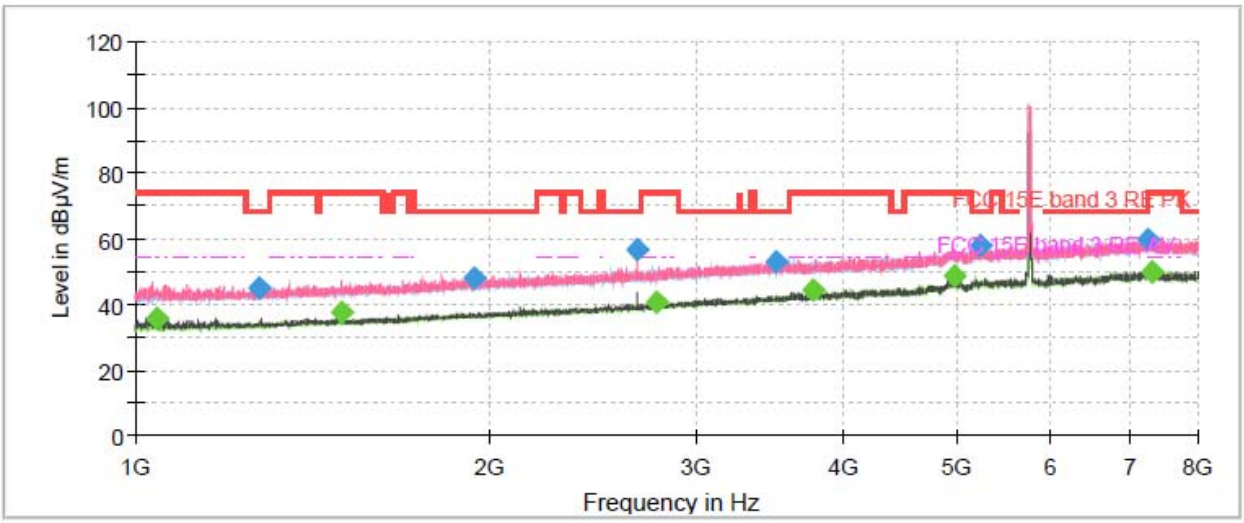

Note: The signal beyond the limit is carrier.

Radiates Emission from 1GHz to 8GHz

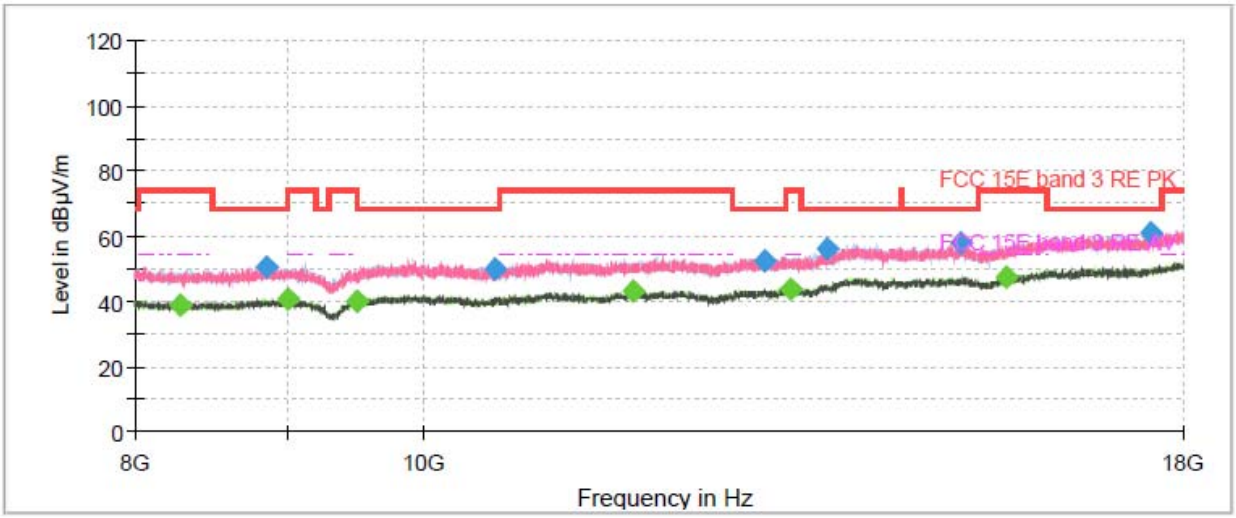

Radiates Emission from 8GHz to 18GHz

This report shall not be reproduced except in full, without the written approval of TA Technology (Shanghai) Co., Ltd.

Frequency (MHz)	Peak (dBuV/m)	Average (dBuV/m)	Limit (dBuV/m)	Margin (dB)	Height (cm)	Polarization	Azimuth (deg)	Correct Factor (dB)
1042.933333	---	35.82	54.00	18.18	200.0	V	106.0	-16.9
1271.833333	45.09	---	68.20	23.11	100.0	V	222.0	-15.9
1496.300000	---	37.62	54.00	16.38	200.0	V	231.0	-14.9
1945.233333	48.30	---	68.20	19.90	100.0	V	249.0	-12.8
2666.000000	56.83	---	68.20	11.37	200.0	V	0.0	-10.5
2769.833333	---	40.90	54.00	13.10	100.0	V	127.0	-10.0
3502.266667	52.97	---	68.20	15.23	200.0	V	217.0	-7.1
3773.166667	---	44.07	54.00	9.93	100.0	V	329.0	-6.1
4966.666667	---	48.40	54.00	5.60	100.0	V	209.0	-1.5
5232.900000	57.61	---	68.20	10.59	100.0	H	217.0	-1.1
7244.700000	59.56	---	68.20	8.64	200.0	V	190.0	2.8
7308.400000	---	50.15	54.00	3.85	100.0	H	122.0	2.9

Remark: 1. Correction Factor = Antenna factor+ Insertion loss (cable loss + amplifier gain)

This report shall not be reproduced except in full, without the written approval of TA Technology (Shanghai) Co., Ltd.

802.11n (HT40) CH159

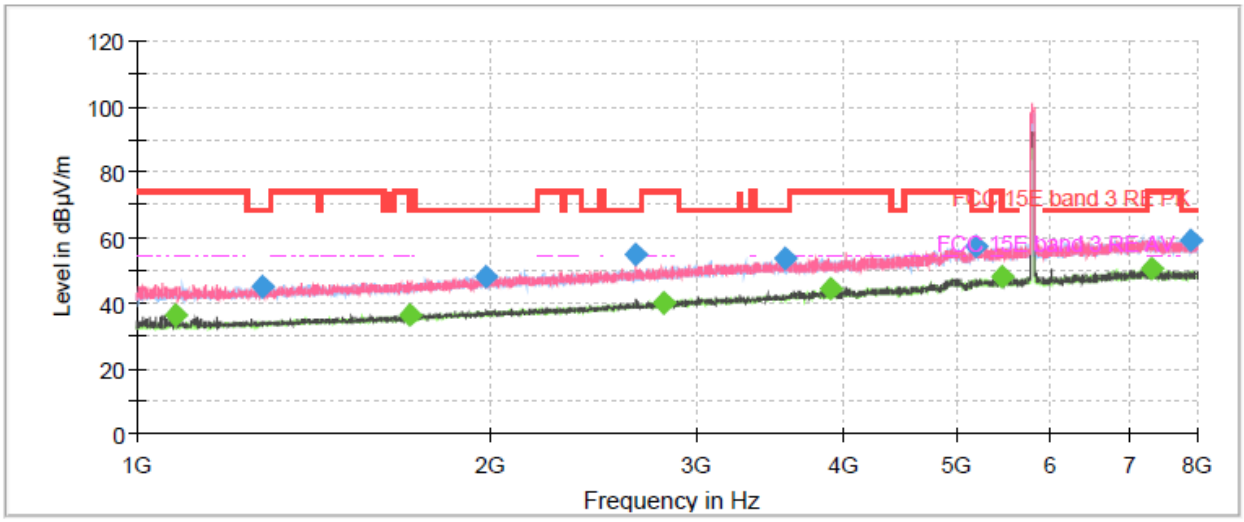

Note: The signal beyond the limit is carrier.

Radiates Emission from 1GHz to 8GHz

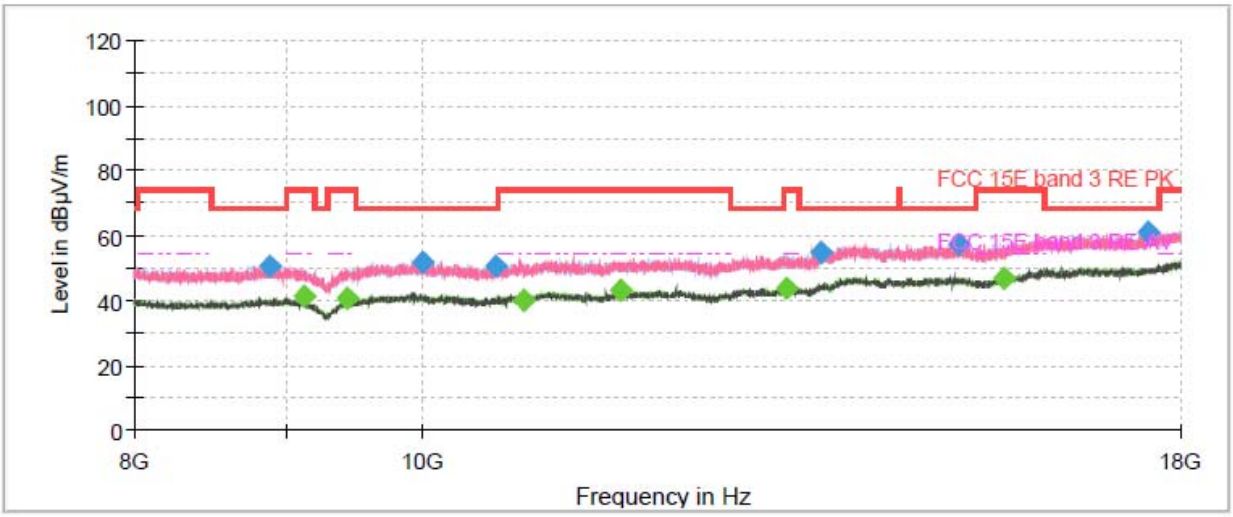

Radiates Emission from 8GHz to 18GHz

This report shall not be reproduced except in full, without the written approval of TA Technology (Shanghai) Co., Ltd.

Frequency (MHz)	Peak (dBuV/m)	Average (dBuV/m)	Limit (dBuV/m)	Margin (dB)	Height (cm)	Polarization	Azimuth (deg)	Correct Factor (dB)
1080.966667	---	36.52	54.00	17.48	100.0	V	100.0	-16.7
1277.200000	44.78	---	68.20	23.42	100.0	V	250.0	-15.9
1707.933333	---	36.08	54.00	17.92	100.0	V	100.0	-13.9
1987.233333	48.01	---	68.20	20.19	200.0	H	290.0	-12.6
2656.900000	55.07	---	68.20	13.13	200.0	V	2.0	-10.5
2813.466667	---	40.31	54.00	13.69	200.0	V	258.0	-9.8
3562.000000	53.24	---	68.20	14.96	200.0	V	258.0	-6.9
3904.300000	---	44.26	54.00	9.74	100.0	V	263.0	-5.9
5193.933333	57.20	---	68.20	11.00	100.0	V	155.0	-1.5
5455.500000	---	47.70	54.00	6.30	100.0	V	0.0	-0.6
7310.500000	---	50.31	54.00	3.69	100.0	H	273.0	2.9
7890.800000	59.37	---	68.20	8.83	200.0	H	0.0	2.6

Remark: 1. Correction Factor = Antenna factor+ Insertion loss (cable loss + amplifier gain)

This report shall not be reproduced except in full, without the written approval of TA Technology (Shanghai) Co., Ltd.

During the test, the Radiates Emission from 18GHz to 40GHz was performed in all modes with all channels, 802.11n (HT20), Channel 144 are selected as the worst condition. The test data of the worst-case condition was recorded in this report.

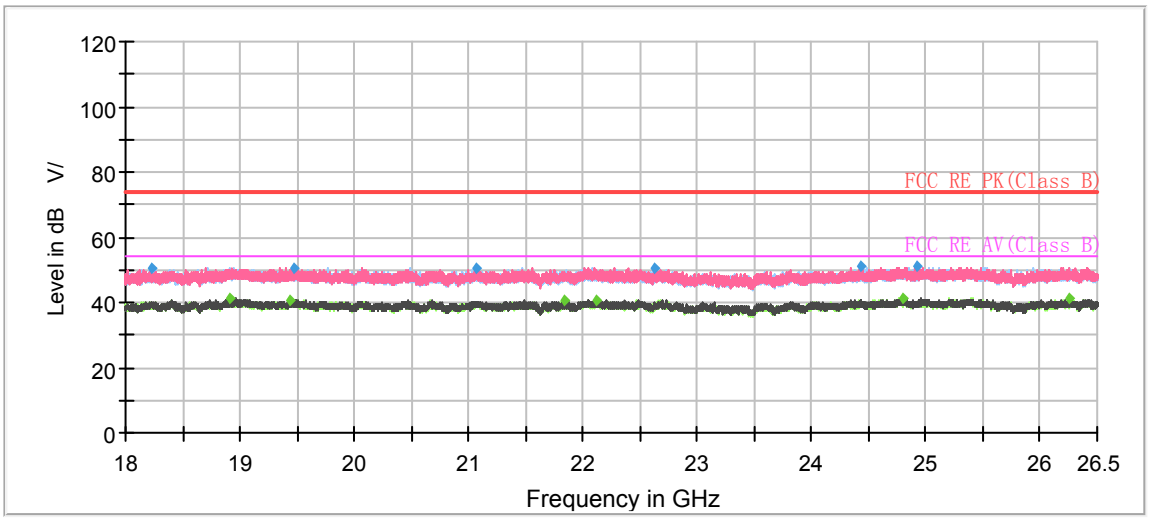

Radiates Emission from 18GHz to 26.5GHz

Frequency (MHz)	Peak (dBuV/m)	Average (dBuV/m)	Limit (dBuV/m)	Margin (dB)	Height (cm)	Polarization	Azimuth (deg)	Correct Factor (dB)
18234.033333	50.44	---	74.00	23.56	200.0	V	251.0	-2
18907.800000	---	41.00	54.00	13.00	100.0	V	83.0	-2
19443.583333	---	40.77	54.00	13.23	200.0	H	93.0	-1
19465.966667	50.28	---	74.00	23.72	100.0	H	291.0	-1
21075.300000	50.52	---	74.00	23.48	200.0	V	286.0	0
21835.766667	---	40.79	54.00	13.21	200.0	V	190.0	1
22110.033333	---	40.73	54.00	13.27	200.0	V	342.0	1
22631.933333	50.60	---	74.00	23.40	200.0	H	180.0	2
24433.083333	50.99	---	74.00	23.01	200.0	H	0.0	3
24799.433333	---	41.07	54.00	12.93	200.0	V	0.0	3
24914.466667	50.86	---	74.00	23.14	200.0	V	0.0	3
26252.083333	---	41.23	54.00	12.77	100.0	V	352.0	3

Remark: 1. Correction Factor = Antenna factor+ Insertion loss (cable loss + amplifier gain)

This report shall not be reproduced except in full, without the written approval of TA Technology (Shanghai) Co., Ltd.

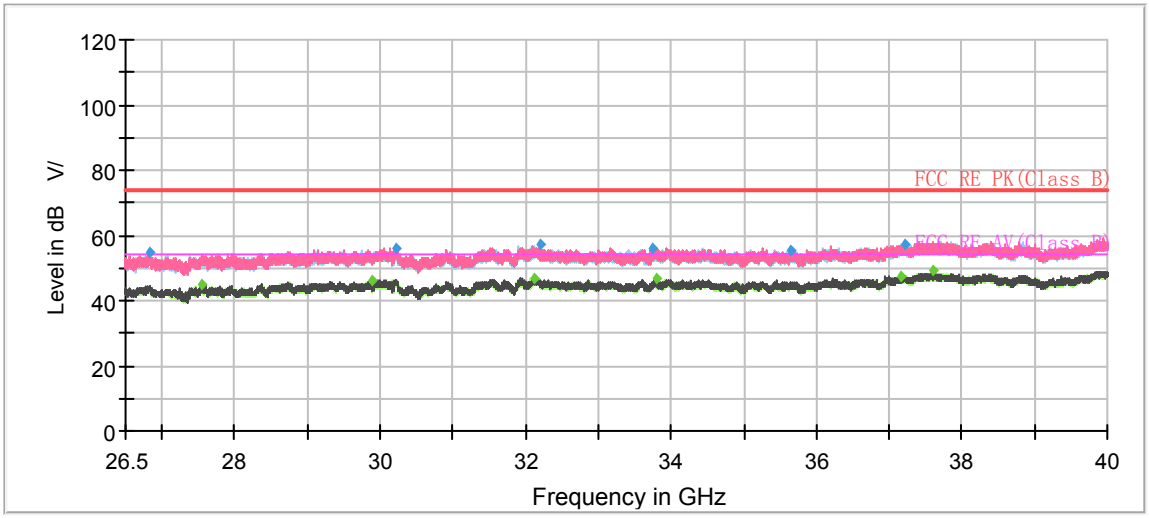

Radiates Emission from 26.5GHz to 40GHz

Frequency (MHz)	Peak (dBuV/m)	Average (dBuV/m)	Limit (dBuV/m)	Margin (dB)	Height (cm)	Polarization	Azimuth (deg)	Correct Factor (dB)
26827.150000	54.63	---	74.00	19.37	100.0	V	194.0	8
27553.450000	---	44.99	54.00	9.01	100.0	V	12.0	6
29876.800000	---	46.19	54.00	7.81	200.0	H	0.0	7
30212.050000	55.77	---	74.00	18.23	100.0	V	172.0	7
32110.150000	---	46.94	54.00	7.06	100.0	H	123.0	8
32204.650000	57.22	---	74.00	16.78	200.0	V	317.0	8
33744.100000	56.20	---	74.00	17.80	100.0	V	42.0	8
33813.400000	---	46.59	54.00	7.41	200.0	V	286.0	8
35659.300000	55.57	---	74.00	18.43	200.0	V	250.0	8
37165.450000	---	47.51	54.00	6.49	200.0	V	125.0	10
37215.400000	57.23	---	74.00	16.77	200.0	V	279.0	10
37593.400000	---	49.14	54.00	4.86	100.0	V	335.0	11

Remark: 1. Correction Factor = Antenna factor+ Insertion loss (cable loss + amplifier gain)

This report shall not be reproduced except in full, without the written approval of TA Technology (Shanghai) Co., Ltd.

5.6. Conducted Emission

Ambient condition

Temperature	Relative humidity	Pressure
23°C ~25°C	45%~50%	101.5kPa

Methods of Measurement

The EUT IS placed on a non-metallic table of 80cm height above the horizontal metal reference ground plane. During the test, the EUT was operating in its typical mode. The test method is according to ANSI C63.10.Connect the AC power line of the EUT to the LISN Use EMI receiver to detect the average and Quasi-peak value. RBW is set to 9kHz, VBW is set to 30kHz The measurement result should include both L line and N line.
The test is in transmitting mode.

Test Setup

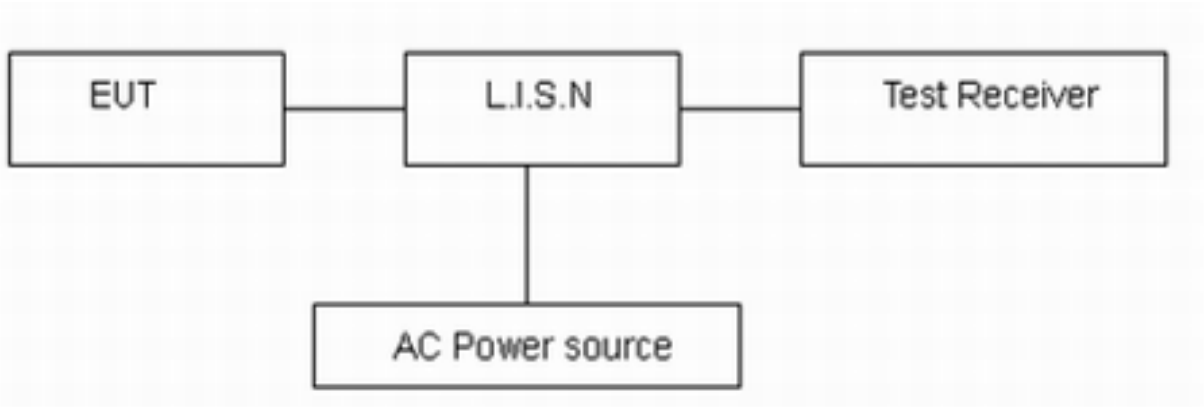

Note: AC Power source is used to change the voltage 110V/60Hz.

Limits

Frequency (MHz)	Conducted Limits(dBμV)	
	Quasi-peak	Average
0.15 - 0.5	66 to 56 *	56 to 46*
0.5 - 5	56	46
5 - 30	60	50
*: Decreases with the logarithm of the frequency.		

Measurement Uncertainty

The assessed measurement uncertainty to ensure 95% confidence level for the normal distribution is with the coverage factor k = 1.96, U= 2.69 dB.

This report shall not be reproduced except in full, without the written approval of TA Technology (Shanghai) Co., Ltd.

Test Results:

Following plots, Blue trace uses the peak detection and Green trace uses the average detection. During the test, the Conducted Emission was performed in all modes with all channels, 802.11n (HT20), Channel 144 are selected as the worst condition. The test data of the worst-case condition was recorded in this report.

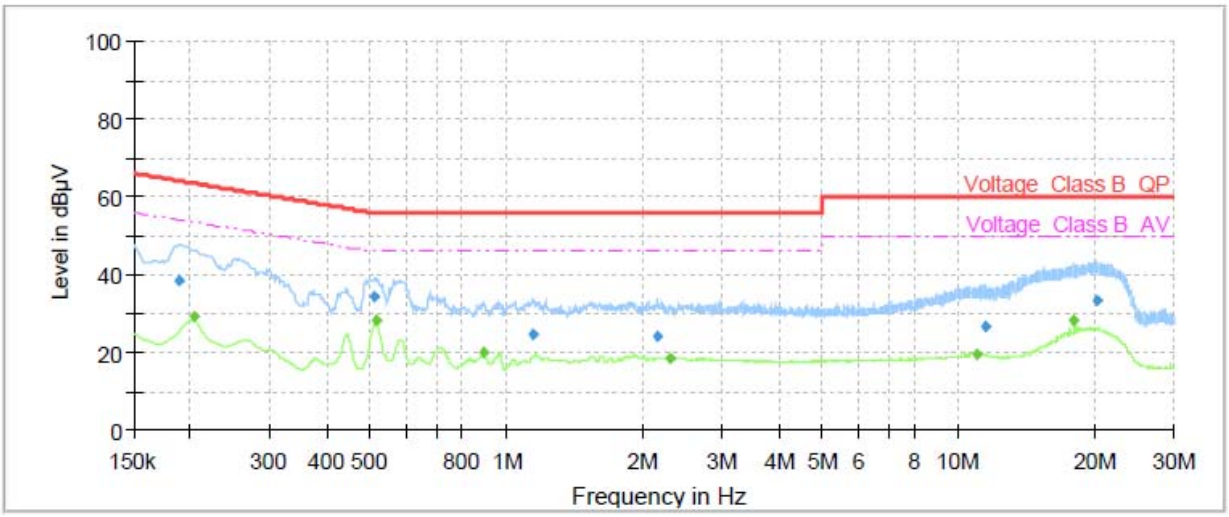

Frequency (MHz)	QuasiPeak (dBµV)	Average (dBµV)	Limit (dBµV)	Margin (dB)	Meas. Time (ms)	Bandwidth (kHz)	Line	Filter	Corr. (dB)
0.19	38.25	---	64.11	25.86	70.0	9.000	L1	ON	21
0.20	---	29.03	53.45	24.42	70.0	9.000	L1	ON	21
0.51	34.39	---	56.00	21.61	70.0	9.000	L1	ON	20
0.51	---	27.97	46.00	18.03	70.0	9.000	L1	ON	20
0.89	---	19.94	46.00	26.06	70.0	9.000	L1	ON	20
1.14	24.68	---	56.00	31.32	70.0	9.000	L1	ON	20
2.15	24.31	---	56.00	31.69	70.0	9.000	L1	ON	20
2.30	---	18.69	46.00	27.31	70.0	9.000	L1	ON	19
11.03	---	19.46	50.00	30.54	70.0	9.000	L1	ON	20
11.46	26.49	---	60.00	33.51	70.0	9.000	L1	ON	20
18.00	---	28.32	50.00	21.68	70.0	9.000	L1	ON	20
20.22	33.24	---	60.00	26.76	70.0	9.000	L1	ON	20

Remark: Correct factor=cable loss + LISN factor

L line Conducted Emission from 150 KHz to 30 MHz

This report shall not be reproduced except in full, without the written approval of TA Technology (Shanghai) Co., Ltd.

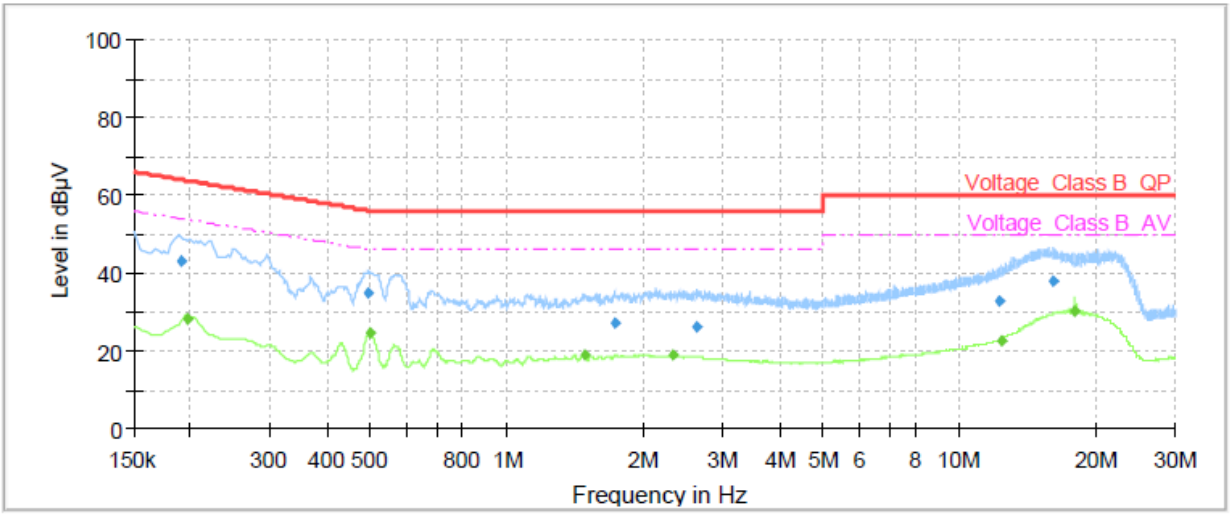

Frequency (MHz)	QuasiPeak (dBµV)	Average (dBµV)	Limit (dBµV)	Margin (dB)	Meas. Time (ms)	Bandwidth (kHz)	Line	Filter	Corr. (dB)
0.19	43.21	---	64.02	20.81	70.0	9.000	N	ON	21
0.20	---	28.39	53.73	25.34	70.0	9.000	N	ON	21
0.49	35.12	---	56.10	20.98	70.0	9.000	N	ON	20
0.50	---	24.58	46.06	21.48	70.0	9.000	N	ON	20
1.48	---	18.99	46.00	27.01	70.0	9.000	N	ON	20
1.74	26.94	---	56.00	29.06	70.0	9.000	N	ON	20
2.33	---	18.75	46.00	27.25	70.0	9.000	N	ON	20
2.62	26.23	---	56.00	29.77	70.0	9.000	N	ON	19
12.26	32.93	---	60.00	27.07	70.0	9.000	N	ON	20
12.40	---	22.81	50.00	27.19	70.0	9.000	N	ON	20
16.16	38.04	---	60.00	21.96	70.0	9.000	N	ON	20
18.02	---	30.40	50.00	19.60	70.0	9.000	N	ON	20

Remark: Correct factor=cable loss + LISN factor

N line Conducted Emission from 150 KHz to 30 MHz

This report shall not be reproduced except in full, without the written approval of TA Technology (Shanghai) Co., Ltd.

6. Main Test Instruments

Name	Manufacturer	Type	Serial Number	Calibration Date	Expiration Date
Spectrum Analyzer	R&S	FSV40	15195-01-00	2021-05-15	2022-05-14
EMI Test Receiver	R&S	ESCI	100948	2021-05-15	2022-05-14
Loop Antenna	SCHWARZBECK	FMZB1519	1519-047	2020-04-02	2023-04-01
TRILOG Broadband Antenna	SCHWARZBECK	VULB 9163	391	2019-12-16	2022-12-15
Horn Antenna	R&S	HF907	102723	2020-08-11	2023-08-10
Horn Antenna	ETS-Lindgren	3160-09	00102643	2021-10-10	2024-10-09
Standard Gain Horn	STEATITE	QSH-SL-26-40-K-15	16779	2019-12-24	2022-12-23
Broadband Horn Antenna	SCHWARZBECK	BBHA 9120D	430	2018-07-07	2023-07-06
EMI Test Receiver	R&S	ESR	101667	2021-05-16	2022-05-15
LISN	R&S	ENV216	101171	2018-12-15	2021-12-14
Spectrum Analyzer	KEYSIGHT	N9020A	MY54420163	2020-12-13	2021-12-12
Spectrum Analyzer 使用非美仪表时替换上一行设备	R&S	FSV40	101298	2021-05-15	2022-05-14
RF Cable	Agilent	SMA 15cm	0001	2021-06-09	2021-12-08
TEMPERATURE CHAMBER	WEISS	VT4002	58226119450010	2020-12-13	2021-12-12
WLAN AP 手机测试需要的	Cisco	Air-AP1262N-A-K9	LDK102073 (FCC ID)	/	/
Power Sensor	R&S	NRP18S	101955	2021-05-15	2022-05-14
DC Power Supply	GWINSTEK	GPS-3030D	GEP882653	2021-05-15	2022-05-14
Software	R&S	EMC32	9.26.0	/	/

******END OF REPORT ******

This report shall not be reproduced except in full, without the written approval of TA Technology (Shanghai) Co., Ltd.

ANNEX A: The EUT Appearance

The EUT Appearance are submitted separately.

This report shall not be reproduced except in full, without the written approval of TA Technology (Shanghai) Co., Ltd.

ANNEX B: Test Setup Photos

The Test Setup Photos are submitted separately.

This report shall not be reproduced except in full, without the written approval of TA Technology (Shanghai) Co., Ltd.