Testing Laboratory 3787

RADIO TEST REPORT

FCC ID	:	2AYRA-03791
Equipment	:	Linksys Velop Micro-Router 6
Brand Name	:	LINKSYS
Model Name	:	LN1100, LN1110, LN1115
Applicant	:	Linksys USA, Inc. 121 Theory, Irvine, CA. 92617, USA
Standard	:	47 CFR FCC Part 15.407

The product was received on Aug. 10, 2023, and testing was started from Aug. 14, 2023 and completed on Sep. 26, 2023. We, Sporton International Inc. Hsinchu Laboratory, would like to declare that the tested sample has been evaluated in accordance with the procedures given in ANSI C63.10-2013 and shown compliance with the applicable technical standards.

The test results in this report apply exclusively to the tested model / sample. Without written approval of Sporton International Inc. Hsinchu Laboratory, the test report shall not be reproduced except in full.

Approved by: Sam Chen

Sporton International Inc. Hsinchu Laboratory
No.8, Ln. 724, Bo'ai St., Zhubei City, Hsinchu County 302010, Taiwan (R.O.C.)

Table of Contents

History of this test report **3**

Summary of Test Result **4**

1 General Description **5**

1.1 Information 5
1.2 Applicable Standards 11
1.3 Testing Location Information 11
1.4 Measurement Uncertainty 12

2 Test Configuration of EUT **13**

2.1 Test Channel Mode 13
2.2 The Worst Case Measurement Configuration 16
2.3 EUT Operation during Test 17
2.4 Accessories 18
2.5 Support Equipment 18
2.6 Test Setup Diagram 20

3 Transmitter Test Result **23**

3.1 AC Power-line Conducted Emissions 23
3.2 Emission Bandwidth 25
3.3 Maximum Output Power 26
3.4 Power Spectral Density 29
3.5 Unwanted Emissions 32

4 Test Equipment and Calibration Data **36**

Appendix A. Test Results of AC Power-line Conducted Emissions

Appendix B. Test Results of Emission Bandwidth

Appendix C. Test Results of Maximum Output Power

Appendix D. Test Results of Power Spectral Density

Appendix E. Test Results of Unwanted Emissions

Appendix F. Test Results of Radiated Emission Co-location

Appendix G. Test Photos

Photographs of EUT v01

History of this test report

Report No.	Version	Description	Issued Date
FR380925AB	01	Initial issue of report	Nov. 29, 2023

Summary of Test Result

Report Clause	Ref Std. Clause	Test Items	Result (PASS/FAIL)	Remark
1.1.2	15.203	Antenna Requirement	PASS	-
3.1	15.207	AC Power-line Conducted Emissions	PASS	-
3.2	15.407(a)	Emission Bandwidth	PASS	-
3.3	15.407(a)	Maximum Output Power	PASS	-
3.4	15.407(a)	Power Spectral Density	PASS	-
3.5	15.407(b)	Unwanted Emissions	PASS	-

Conformity Assessment Condition:

1. The test results (PASS/FAIL) with all measurement uncertainty excluded are presented against the regulation limits or in accordance with the requirements stipulated by the applicant/manufacturer who shall bear all the risks of non-compliance that may potentially occur if measurement uncertainty is taken into account.
2. The measurement uncertainty please refer to each test result in the chapter "Measurement Uncertainty".

Disclaimer:

The product specifications of the EUT presented in the test report that may affect the test assessments are declared by the manufacturer who shall take full responsibility for the authenticity.

Reviewed by: Sam Chen
Report Producer: Cathy Chiu

1 General Description

1.1 Information

1.1.1 RF General Information

Frequency Range (MHz)	IEEE Std. 802.11	Ch. Frequency (MHz)	Channel Number
5150-5250	a, n (HT20), ac (VHT20), ax (HEW20)	5180-5240	36-48 [4]
5250-5350		5260-5320	52-64 [4]
5470-5725		5500-5700	100-140 [11]
5725-5850		5745-5825	149-165 [5]
5150-5250	n (HT40), ac (VHT40), ax (HEW40)	5190-5230	38-46 [2]
5250-5350		5270-5310	54-62 [2]
5470-5725		5510-5670	102-134 [5]
5725-5850		5755-5795	151-159 [2]
5150-5250	ac (VHT80), ax (HEW80)	5210	42 [1]
5250-5350		5290	58 [1]
5470-5725		5530-5610	106-122 [2]
5725-5850		5775	155 [1]
5150-5350	ac (VHT160), ax (HEW160)	5250	50 [1]
5470-5725		5570	114 [1]

Band	Mode	BWch (MHz)	Nant
5.15-5.25GHz	802.11a	20	2TX
5.15-5.25GHz	802.11n HT20	20	2TX
5.15-5.25GHz	802.11n HT20-BF	20	2TX
5.15-5.25GHz	802.11ac VHT20	20	2TX
5.15-5.25GHz	802.11ac VHT20-BF	20	2TX
5.15-5.25GHz	802.11ax HEW20	20	2TX
5.15-5.25GHz	802.11ax HEW20-BF	20	2TX
5.15-5.25GHz	802.11n HT40	40	2TX
5.15-5.25GHz	802.11n HT40-BF	40	2TX
5.15-5.25GHz	802.11ac VHT40	40	2TX
5.15-5.25GHz	802.11ac VHT40-BF	40	2TX
5.15-5.25GHz	802.11ax HEW40	40	2TX
5.15-5.25GHz	802.11ax HEW40-BF	40	2TX
5.15-5.25GHz	802.11ac VHT80	80	2TX
5.15-5.25GHz	802.11ac VHT80-BF	80	2TX
5.15-5.25GHz	802.11ax HEW80	80	2TX

Band	Mode	BWch (MHz)	Nant
5.15-5.25GHz	802.11ax HEW80-BF	80	2TX
5.15-5.25GHz	802.11ac VHT160	160	2TX
5.15-5.25GHz	802.11ac VHT160-BF	160	2TX
5.15-5.25GHz	802.11ax HEW160	160	2TX
5.15-5.25GHz	802.11ax HEW160-BF	160	2TX
5.25-5.35GHz	802.11a	20	2TX
5.25-5.35GHz	802.11n HT20	20	2TX
5.25-5.35GHz	802.11n HT20-BF	20	2TX
5.25-5.35GHz	802.11ac VHT20	20	2TX
5.25-5.35GHz	802.11ac VHT20-BF	20	2TX
5.25-5.35GHz	802.11ax HEW20	20	2TX
5.25-5.35GHz	802.11ax HEW20-BF	20	2TX
5.25-5.35GHz	802.11n HT40	40	2TX
5.25-5.35GHz	802.11n HT40-BF	40	2TX
5.25-5.35GHz	802.11ac VHT40	40	2TX
5.25-5.35GHz	802.11ac VHT40-BF	40	2TX
5.25-5.35GHz	802.11ax HEW40	40	2TX
5.25-5.35GHz	802.11ax HEW40-BF	40	2TX
5.25-5.35GHz	802.11ac VHT80	80	2TX
5.25-5.35GHz	802.11ac VHT80-BF	80	2TX
5.25-5.35GHz	802.11ax HEW80	80	2TX
5.25-5.35GHz	802.11ax HEW80-BF	80	2TX
5.25-5.35GHz	802.11ac VHT160	160	2TX
5.25-5.35GHz	802.11ac VHT160-BF	160	2TX
5.25-5.35GHz	802.11ax HEW160	160	2TX
5.25-5.35GHz	802.11ax HEW160-BF	160	2TX
5.47-5.725GHz	802.11a	20	2TX
5.47-5.725GHz	802.11n HT20	20	2TX
5.47-5.725GHz	802.11n HT20-BF	20	2TX
5.47-5.725GHz	802.11ac VHT20	20	2TX
5.47-5.725GHz	802.11ac VHT20-BF	20	2TX
5.47-5.725GHz	802.11ax HEW20	20	2TX
5.47-5.725GHz	802.11ax HEW20-BF	20	2TX
5.47-5.725GHz	802.11n HT40	40	2TX
5.47-5.725GHz	802.11n HT40-BF	40	2TX
5.47-5.725GHz	802.11ac VHT40	40	2TX
5.47-5.725GHz	802.11ac VHT40-BF	40	2TX
5.47-5.725GHz	802.11ax HEW40	40	2TX
5.47-5.725GHz	802.11ax HEW40-BF	40	2TX
5.47-5.725GHz	802.11ac VHT80	80	2TX

Band	Mode	BWch (MHz)	Nant
5.47-5.725GHz	802.11ac VHT80-BF	80	2TX
5.47-5.725GHz	802.11ax HEW80	80	2TX
5.47-5.725GHz	802.11ax HEW80-BF	80	2TX
5.47-5.725GHz	802.11ac VHT160	160	2TX
5.47-5.725GHz	802.11ac VHT160-BF	160	2TX
5.47-5.725GHz	802.11ax HEW160	160	2TX
5.47-5.725GHz	802.11ax HEW160-BF	160	2TX
5.725-5.85GHz	802.11a	20	2TX
5.725-5.85GHz	802.11n HT20	20	2TX
5.725-5.85GHz	802.11n HT20-BF	20	2TX
5.725-5.85GHz	802.11ac VHT20	20	2TX
5.725-5.85GHz	802.11ac VHT20-BF	20	2TX
5.725-5.85GHz	802.11ax HEW20	20	2TX
5.725-5.85GHz	802.11ax HEW20-BF	20	2TX
5.725-5.85GHz	802.11n HT40	40	2TX
5.725-5.85GHz	802.11n HT40-BF	40	2TX
5.725-5.85GHz	802.11ac VHT40	40	2TX
5.725-5.85GHz	802.11ac VHT40-BF	40	2TX
5.725-5.85GHz	802.11ax HEW40	40	2TX
5.725-5.85GHz	802.11ax HEW40-BF	40	2TX
5.725-5.85GHz	802.11ac VHT80	80	2TX
5.725-5.85GHz	802.11ac VHT80-BF	80	2TX
5.725-5.85GHz	802.11ax HEW80	80	2TX
5.725-5.85GHz	802.11ax HEW80-BF	80	2TX

Note:
- 11a, HT20 and HT40 use a combination of OFDM-BPSK, QPSK, 16QAM, 64QAM modulation.
- VHT20, VHT40, VHT80 and VHT160 use a combination of OFDM-BPSK, QPSK, 16QAM, 64QAM, 256QAM modulation.
- HEW20, HEW40, HEW80 and HEW160 use a combination of OFDMA-BPSK, QPSK, 16QAM, 64QAM, 256QAM, 1024QAM modulation.
- BWch is the nominal channel bandwidth.

1.1.2 Antenna Information

Ant.	Brand	Model Name	Antenna Type	Connector	Gain (dBi)
1	Galtronics	02102140-07935E1(DB1)	PCB Antenna	I-PEX	Note1
2	Galtronics	02102140-07935E2(DB2)	PCB Antenna	I-PEX	
3	Gemtek	WRTQ-388AX	Printed Antenna	N/A	

Note1:

Ant.	Port			Antenna Gain (dBi)					
				WLAN 2.4GHz	WLAN 5GHz				Bluetooth
	2.4GHz	5GHz	Bluetooth		UNII 1	UNII 2A	UNII 2C	UNII 3	
1	2	1	-	4.69	3.86	3.86	4.05	4.05	-
2	1	2	-	4.69	4.88	5.01	4.88	4.89	-
3	-	-	1	-	-	-	-	-	2.86

Note2: The above information was declared by manufacturer.
Note3: Directional gain information

Type	Maximum Output Power	Power Spectral Density
Non-BF	Directional gain = Max.gain + array gain. For power measurements on IEEE 802.11 devices Array Gain = 0 dB (i.e., no array gain) for N ANT ≤ 4	$DirectionalGain = 10 \cdot \log\left[\frac{\sum_{j=1}^{N_{SS}}\left\{\sum_{k=1}^{N_{ANT}} g_{j,k}\right\}^2}{N_{ANT}}\right]$
BF	$DirectionalGain = 10 \cdot \log\left[\frac{\sum_{j=1}^{N_{SS}}\left\{\sum_{k=1}^{N_{ANT}} g_{j,k}\right\}^2}{N_{ANT}}\right]$	$DirectionalGain = 10 \cdot \log\left[\frac{\sum_{j=1}^{N_{SS}}\left\{\sum_{k=1}^{N_{ANT}} g_{j,k}\right\}^2}{N_{ANT}}\right]$

Ex.

Directional Gain (NSS1) formula : $DirectionalGain = 10 \cdot \log\left[\frac{\sum_{j=1}^{N_{SS}}\left\{\sum_{k=1}^{N_{ANT}} g_{j,k}\right\}^2}{N_{ANT}}\right]$

NSS1(g1,1) = $10^{G1/20}$; NSS1(g1,2)= $10^{G2/20}$; NSS1(g1,2)= $10^{G3/20}$; NSS1(g1,2)= $10^{G4/20}$

gj,k =(Nss1(g1,1) + Nss1(g1,2) + Nss1(g1,3) + Nss1(g1,4))^2

DG = 10 log[(Nss1(g1,1) + Nss1(g1,2) + Nss1(g1,3) + Nss1(g1,4))^2 / N_{ANT}] => 10 log[($10^{G1/20}$ + $10^{G2/20}$ + $10^{G3/20}$ + $10^{G4/20}$)^2 / N_{ANT}]

Where ;

2.4G G1= 4.69 dBi ;G2= 4.69 dBi ;

5G UNII-1 G1 = 3.86 dBi; G2 = 4.88 dBi;

5G UNII-2A G1 = 3.86 dBi; G2 = 5.01 dBi;

5G UNII-2C G1 = 4.05 dBi; G2 = 4.88 dBi;

5G UNII-3 G1 = 4.05 dBi; G2 = 4.89 dBi;

2.4G DG = 7.70 dBi

5G UNII-1 DG = 7.40 dBi

5G UNII-2A DG = 7.46 dBi

5G UNII-2C DG = 7.49 dB

5G UNII-3 DG = 7.49 dBi

For 2.4GHz function:
For IEEE 802**.11b/g/n/VHT/ax (2TX/2RX):**
Port 1 and Port 2 can be used as transmitting/receiving antenna.
Port 1 and Port 2 could transmit/receive simultaneously.

For 5GHz function:
For IEEE 802.11a/n/ac/ax (2TX/2RX):
Port 1 and Port 2 can be used as transmitting/receiving antenna.
Port 1 and Port 2 could transmit/receive simultaneously.

For Bluetooth function (1TX/1RX):
Only Port 1 can be used as transmitting/receiving antenna.

1.1.3 Mode Test Duty Cycle

Mode	DC	DCF(dB)	T(s)	VBW(Hz) ≥ 1/T
802.11a_Nss 1,(6D)	0.992	0.03	n/a (DC>=0.98)	n/a (DC>=0.98)
802.11ax HEW20_Nss 1,(M0)	0.968	0.14	5.13m	300
802.11ax HEW40_Nss 1,(M0)	0.98	0.09	n/a (DC>=0.98)	n/a (DC>=0.98)
802.11ax HEW80_Nss 1,(M0)	0.974	0.11	5.38m	300
802.11ax HEW160_Nss 1,(M0)	0.968	0.14	5.22m	300
802.11ax HEW20-BF_Nss 1,(M0)	0.924	0.34	1.765m	1k
802.11ax HEW40-BF_Nss 1,(M0)	0.915	0.39	1.765m	1k
802.11ax HEW80-BF_Nss 1,(M0)	0.921	0.36	1.688m	1k
802.11ax HEW160-BF_Nss 1,(M0)	0.92	0.36	1.888m	1k

Note:
- DC is Duty Cycle.
- DCF is Duty Cycle Factor.

1.1.4 EUT Operational Condition

EUT Power Type	From Power Adapter			
Beamforming Function	☒	With beamforming	☐	Without beamforming
	The product has beamforming function for 11n/VHT/ax in 2.4GHz and n/ac/ax in 5GHz.			
Weather Band	☒	With 5600~5650MHz	☐	Without 5600~5650MHz
Function	☐	Outdoor P2M	☒	Indoor P2M
	☐	Fixed P2P	☐	Client
	☒	Point-to-multipoint	☐	Point-to-point
TPC Function	☒	With TPC	☐	Without TPC
Channel Puncturing Function	☐	Supported	☒	Unsupported
Support RU	☒	Full RU	☐	Partial RU
Test Software Version	For Non-beamforming mode: QPSR Version 5.0-00202 For Beamforming mode: Tera Term Version 4.75			

Note: The above information was declared by manufacturer.

1.1.5 Table for Multiple Listing

The model names in the following table are all refer to the identical product.

Model Name	Description
LN1100	All the models are identical, the difference model served as marketing strategy.
LN1110	
LN1115	

Note 1: From the above models, model: LN110 was selected as representative model for the test and its data was recorded in this report.

Note 2: The above information was declared by manufacturer.

1.1.6 Table for EUT support function

Function
AP Router
Mesh

Note1: For above table list, only AP Router mode was tested and recorded in this test.
Note2: The above information was declared by manufacturer.

1.2 Applicable Standards

According to the specifications of the manufacturer, the EUT must comply with the requirements of the following standards:

- 47 CFR FCC Part 15
- ANSI C63.10-2013
- FCC KDB 789033 D02 v02r01

The following reference test guidance is not within the scope of accreditation of TAF.

- FCC KDB 662911 D01 v02r01
- FCC KDB 412172 D01 v01r01
- FCC KDB 414788 D01 v01r01

1.3 Testing Location Information

Testing Location Information	
Test Lab.：Sporton International Inc. Hsinchu Laboratory	
Hsinchu (TAF: 3787)	ADD: No.8, Ln. 724, Bo'ai St., Zhubei City, Hsinchu County 302010, Taiwan (R.O.C.) TEL: 886-3-656-9065 FAX: 886-3-656-9085 Test site Designation No. TW3787 with FCC. Conformity Assessment Body Identifier (CABID) TW3787 with ISED.

Test Condition	Test Site No.	Test Engineer	Test Environment (°C / %)	Test Date
RF Conducted	TH03-CB	Owen Hsu	24.3-25.2 / 56-67	Aug. 21, 2023~ Sep. 26, 2023
Radiated (Below 1GHz / Co-location)	03CH04-CB	Roy Mai	23-24 / 56-59	Aug. 15, 2023~ Sep. 21, 2023
Radiated (Above 1GHz)	03CH02-CB	Roy Mai	22.4-23.5 / 55-58	Aug. 15, 2023~ Sep. 21, 2023
	03CH04-CB	Roy Mai	23-24 / 56-59	Aug. 15, 2023~ Sep. 21, 2023
AC Conduction	CO01-CB	Ryan Huang	21~22 / 61~62	Aug. 14, 2023~ Aug. 28, 2023

1.4 Measurement Uncertainty

ISO/IEC 17025 requires that an estimate of the measurement uncertainties associated with the emissions test results be included in the report. The measurement uncertainties given below are based on a 95% confidence level (based on a coverage factor (k=2)

Test Items	Uncertainty	Remark
Conducted Emission (150kHz ~ 30MHz)	3.4 dB	Confidence levels of 95%
Radiated Emission (9kHz ~ 30MHz)	3.7 dB	Confidence levels of 95%
Radiated Emission (30MHz ~ 1,000MHz)	5.1 dB	Confidence levels of 95%
Radiated Emission (1GHz ~ 18GHz)	4.1 dB	Confidence levels of 95%
Radiated Emission (18GHz ~ 40GHz)	4.2 dB	Confidence levels of 95%
Conducted Emission	3.1 dB	Confidence levels of 95%
Output Power Measurement	0.8 dB	Confidence levels of 95%
Power Density Measurement	3.1 dB	Confidence levels of 95%
Bandwidth Measurement	2.2%	Confidence levels of 95%

2 Test Configuration of EUT

2.1 Test Channel Mode

Mode	Power Setting
802.11a_Nss1,(6Mbps)_2TX	-
5180MHz	23.5
5200MHz	23.5
5240MHz	23
5260MHz	17
5300MHz	17
5320MHz	17
5500MHz	18.5
5580MHz	17.5
5700MHz	17.5
5745MHz	25.5
5785MHz	26
5825MHz	26
802.11ax HEW20_Nss1,(MCS0)_2TX	-
5180MHz	22.5
5200MHz	23.5
5240MHz	23
5260MHz	17
5300MHz	17
5320MHz	17
5500MHz	18
5580MHz	17.5
5700MHz	18
5745MHz	26
5785MHz	26
5825MHz	26
802.11ax HEW40_Nss1,(MCS0)_2TX	-
5190MHz	20.5
5230MHz	24
5270MHz	19.5
5310MHz	19.5
5510MHz	20.5
5550MHz	20.5
5670MHz	20
5755MHz	25.5
5795MHz	26.5

Mode	Power Setting
802.11ax HEW80_Nss1,(MCS0)_2TX	-
5210MHz	20.5
5290MHz	20
5530MHz	21
5610MHz	20.5
5775MHz	24.5
802.11ax HEW160_Nss1,(MCS0)_2TX	-
5250MHz Straddle 5.15-5.25GHz	19
5250MHz Straddle 5.25-5.35GHz	19
5570MHz	20
802.11ax HEW20-BF_Nss1,(MCS0)_2TX	-
5180MHz	26
5200MHz	27
5240MHz	26
5260MHz	20
5300MHz	20
5320MHz	20
5500MHz	21
5580MHz	21
5700MHz	20
5745MHz	27
5785MHz	27
5825MHz	27
802.11ax HEW40-BF_Nss1,(MCS0)_2TX	-
5190MHz	25
5230MHz	28
5270MHz	21
5310MHz	21
5510MHz	22
5550MHz	22
5670MHz	21
5755MHz	27
5795MHz	27
802.11ax HEW80-BF_Nss1,(MCS0)_2TX	-
5210MHz	24
5290MHz	21
5530MHz	22
5610MHz	21
5775MHz	27
802.11ax HEW160-BF_Nss1,(MCS0)_2TX	-

Mode	Power Setting
5250MHz Straddle 5.15-5.25GHz	20
5250MHz Straddle 5.25-5.35GHz	20
5570MHz	14

Note:
- Evaluated HEW20/HEW40/HEW80/HEW160 mode only due to the similar modulation.
  The power setting of HT20/HT40/VHT20/VHT40/VHT80/VHT160 mode are the same or lower than HEW20/HEW40/HEW80/HEW160.

2.2 The Worst Case Measurement Configuration

The Worst Case Mode for Following Conformance Tests	
Tests Item	AC power-line conducted emissions
Condition	AC power-line conducted measurement for line and neutral Test Voltage: 120Vac / 60Hz
Operating Mode	Normal Link
1	EUT + Adapter 1
2	EUT + Adapter 2
3	EUT + Adapter 3
For operating mode 2 is the worst case and it was record in this test report.	

The Worst Case Mode for Following Conformance Tests	
Tests Item	Emission Bandwidth Maximum Output Power Power Spectral Density
Test Condition	Conducted measurement at transmit chains

The Worst Case Mode for Following Conformance Tests	
Tests Item	Unwanted Emissions
Test Condition	Radiated measurement If EUT consist of multiple antenna assembly (multiple antenna are used in EUT regardless of spatial multiplexing MIMO configuration), the radiated test should be performed with highest antenna gain of each antenna type.
Operating Mode < 1GHz	CTX
For WLAN 2.4GHz/5GHz: After evaluating, the worst case was found at Y axis from Unwanted Emissions above 1GHz. So the measurement will follow this same test configuration. For Bluetooth: After evaluating, the worst case was found at Z axis from Unwanted Emissions above 1GHz. So the measurement will follow this same test configuration.	
1	EUT in Y axis + WLAN 2.4GHz + Adapter 1
2	EUT in Y axis + WLAN 2.4GHz + Adapter 2
3	EUT in Y axis + WLAN 2.4GHz + Adapter 3
Mode 3 has been evaluated to be the worst case among Mode 1 ~ 3, thus measurement for Mode 4 ~ 5 will follow this same test mode.	
4	EUT in Y axis + WLAN 5GHz + Adapter 3
5	EUT in Z axis + Bluetooth + Adapter 3
For operating mode 3 is the worst case and it was record in this test report.	

Operating Mode > 1GHz	CTX
After evaluating, the worst case was found at Y axis, thus the measurement will follow this same test configuration.	
1	EUT in Y axis

The Worst Case Mode for Following Conformance Tests	
Tests Item	Simultaneous Transmission Analysis - Radiated Emission Co-location
Test Condition	Radiated measurement
Operating Mode	Normal Link
After evaluating, the worst case was found at Y axis from Unwanted Emissions above 1GHz. So the measurement will follow this same test configuration.	
1	EUT in Y axis + WLAN 2.4GHz + WLAN 5GHz
Refer to Appendix F for Radiated Emission Co-location.	

The Worst Case Mode for Following Conformance Tests	
Tests Item	Simultaneous Transmission Analysis - Co-location RF Exposure Evaluation
Operating Mode	
1	WLAN 2.4GHz + WLAN 5GHz + Bluetooth
Refer to Sporton Test Report No.: FA380925 for Co-location RF Exposure Evaluation.	

2.3 EUT Operation during Test

For CTX Mode:

non-beamforming mode:

The EUT was programmed to be in continuously transmitting mode.

beamforming mode:

For Conducted Mode:

The EUT was programmed to be in continuously transmitting mode.

For Radiated Mode:

During the test, the following programs under WIN 7 were executed.
The program was executed as follows:
1. During the test, the EUT operation to normal function.
2. Executed command fixed test channel under Tera Term Version 4.75.
3. Executed "Lantest.exe" to link with the remote workstation to transmit and receive packet by Client and transmit duty cycle no less than 98%.

For Normal Link Mode:

During the test, the EUT operation to normal function.

2.4 Accessories

Accessories			
Equipment Name	**Brand Name**	**Model Name**	**Rating**
Adapter 1	Ktec	KSA-18W-120150VU	INPUT: 100-240V ~ 50/60Hz, 0.5A OUTPUT: 12V, 1.5A
Adapter 2	MOSO	MS-V1500R120-018H0-US	INPUT: 100-240V ~ 50/60Hz, 0.6A, max. OUTPUT: 12.0V, 1.5A
Adapter 3	Ktec	KSA-18W-120150D5	INPUT: 100-240V ~ 50/60Hz, 0.5A OUTPUT: 12.0V, 1.5A, 18.0W
Others			
RJ-45 cable 1*1, non-shielded, 1m (Black)			
RJ-45 cable 2*1, non-shielded, 1m (White)			
Plug*1 (Only for adapter 3 use)			

Note: From the above, RJ-45 cable 2 was selected as representative cable for the test and its data was recorded in this report.

2.5 Support Equipment

For AC Conduction:

Support Equipment				
No.	**Equipment**	**Brand Name**	**Model Name**	**FCC ID**
A	LAN NB	DELL	E6430	N/A
B	WAN NB	DELL	E6430	N/A
C	2.4G NB	DELL	E6430	N/A
D	5G NB	DELL	E6430	N/A
E	Smart Phone	Samsung	Galaxy J2	N/A

For Radiated (below 1GHz), Radiated (above 1GHz) / Non-beamforming mode and RF Conducted / Non-beamforming mode:

Support Equipment				
No.	**Equipment**	**Brand Name**	**Model Name**	**FCC ID**
A	NB	DELL	E4300	N/A

For Radiated (above 1GHz) / Beamforming mode:

Support Equipment				
No.	**Equipment**	**Brand Name**	**Model Name**	**FCC ID**
A	NB	DELL	E4300	N/A
B	Client	Linksys	ELM	N/A
C	NB	DELL	E4300	N/A

For RF Conducted / Beamforming mode:

Support Equipment				
No.	**Equipment**	**Brand Name**	**Model Name**	**FCC ID**
A	NB	DELL	E4300	N/A
B	NB	DELL	E4300	N/A
C	Client	Linksys	ELM	N/A

2.6 Test Setup Diagram

Test Setup Diagram – AC Line Conducted Emission Test

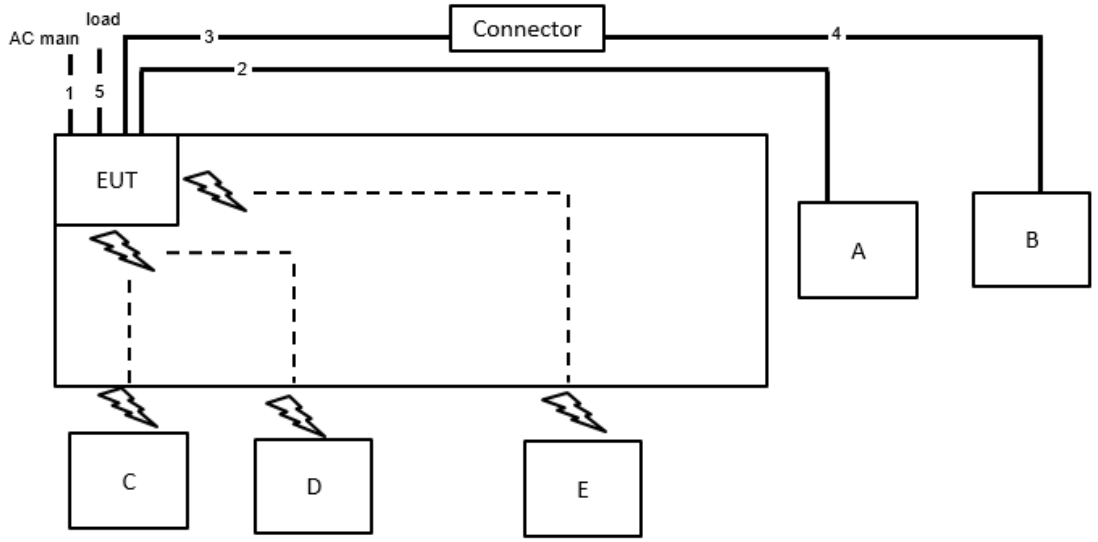

Item	Connection	Shielded	Length
1	Power Cable	No	1.6m
2	RJ-45 Cable	No	10m
3	RJ-45 Cable	No	1m
4	RJ-45 Cable	No	10m
5	RJ-45 Cable*3	No	1.5m

Test Setup Diagram - Radiated Test < 1GHz and Radiated Test > 1GHz / Non-beamforming mode

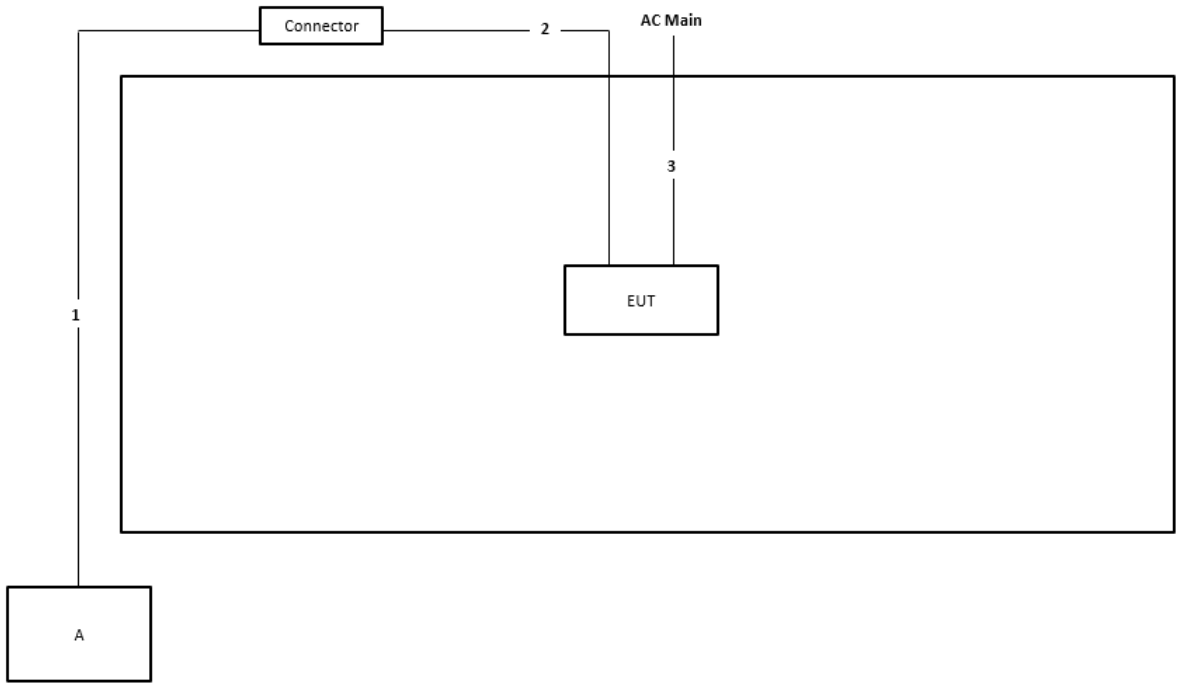

Item	Connection	Shielded	Length
1	RJ-45 cable	No	10m
2	RJ-45 cable	No	1m
3	Power Cable	No	1.6m

Test Setup Diagram - Radiated Test > 1GHz / Beamforming mode

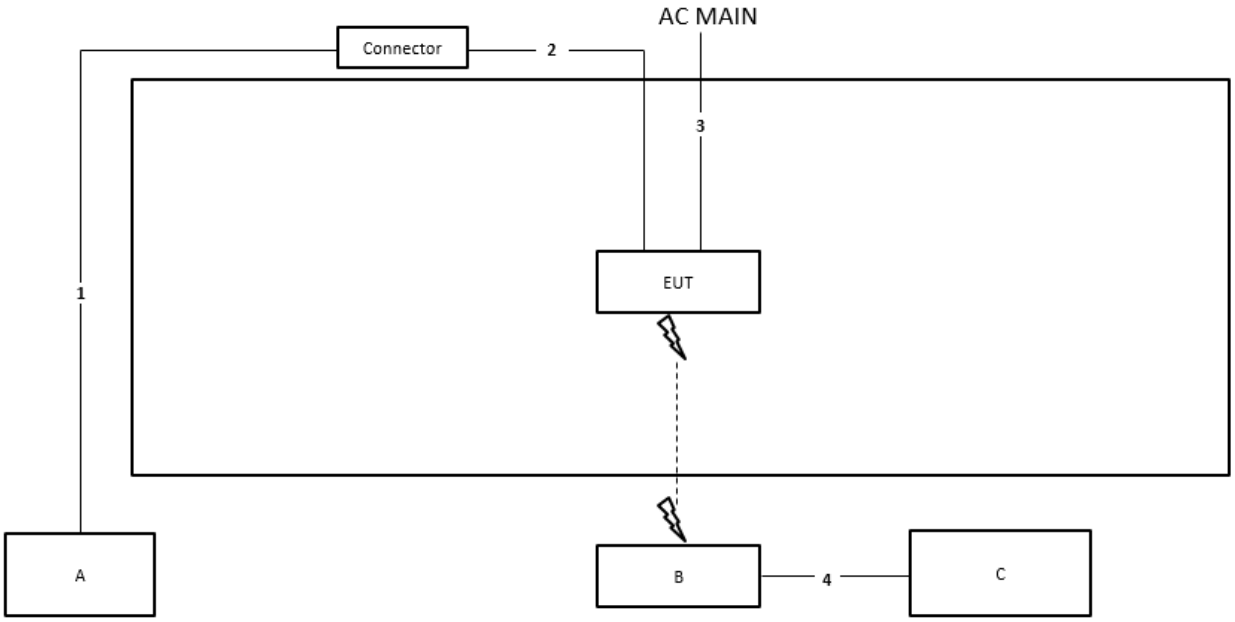

Item	Connection	Shielded	Length
1	RJ-45 cable	No	10m
2	RJ-45 cable	No	1m
3	Power cable	No	1.6m
4	RJ-45 cable	No	10m

3 Transmitter Test Result

3.1 AC Power-line Conducted Emissions

3.1.1 AC Power-line Conducted Emissions Limit

AC Power-line Conducted Emissions Limit		
Frequency Emission (MHz)	**Quasi-Peak**	**Average**
0.15-0.5	66 - 56 *	56 - 46 *
0.5-5	56	46
5-30	60	50
Note 1: * Decreases with the logarithm of the frequency.		

3.1.2 Measuring Instruments

Refer a test equipment and calibration data table in this test report.

3.1.3 Test Procedures

Test Method
☒ Refer as ANSI C63.10-2013, clause 6.2 for AC power-line conducted emissions.

3.1.4 Test Setup

AC Power-line Conducted Emissions

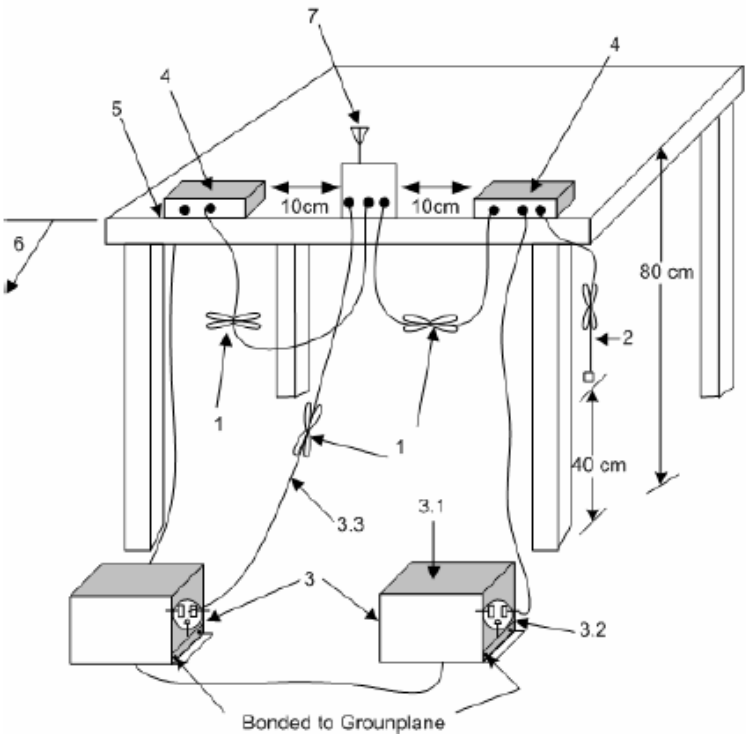

1—Interconnecting cables that hang closer than 40 cm to the ground plane shall be folded back and forth in the center forming a bundle 30 cm to 40 cm long.
2—The I/O cables that are not connected to an accessory shall be bundled in the center. The end of the cable may be terminated, if required, using the correct terminating impedance. The overall length shall not exceed 1 m.
3—EUT connected to one LISN. Unused LISN measuring port connectors shall be terminated in 50 Ω loads. LISN may be placed on top of, or immediately beneath, reference ground plane.
3.1—All other equipment powered from additional LISN(s).
3.2—A multiple-outlet strip may be used for multiple power cords of non-EUT equipment.
3.3—LISN at least 80 cm from nearest part of EUT chassis.
4—Non-EUT components of EUT system being tested.
5—Rear of EUT, including peripherals, shall all be aligned and flush with edge of tabletop.
6—Edge of tabletop shall be 40 cm removed from a vertical conducting plane that is bonded to the ground plane.
7—Antenna can be integral or detachable. If detachable, then the antenna shall be attached for this test.

3.1.5 Measurement Results Calculation

The measured Level is calculated using:

a. Corrected Reading: LISN Factor (LISN) + Attenuator (AT/AUX) + Cable Loss (CL) + Read Level (Raw) = Level

b. Margin = -Limit + Level

3.1.6 Test Result of AC Power-line Conducted Emissions

Refer as Appendix A

3.2 Emission Bandwidth

3.2.1 Emission Bandwidth Limit

Emission Bandwidth Limit	
UNII Devices	
☒	For the 5.15-5.25 GHz band, N/A
☒	For the 5.25-5.35 GHz band, the maximum conducted output power shall not exceed the lesser of 250 mW or 11 dBm + 10 log B, where B is the 26 dB emission bandwidth in MHz.
☒	For the 5.47-5.725 GHz band, the maximum conducted output power shall not exceed the lesser of 250 mW or 11 dBm + 10 log B, where B is the 26 dB emission bandwidth in MHz.
☒	For the 5.725-5.85 GHz band, 26 dB emission bandwidth ,N/A. 6 dB emission bandwidth ≥ 500kHz.
LE-LAN Devices	
☐	For the band 5.15-5.25 GHz, the maximum e.i.r.p. shall not exceed 200 mW or 10 + 10 log B, dBm, whichever power is less. B is the 99% emission bandwidth in MHz.
☐	For the 5.25-5.35 GHz band, the maximum e.i.r.p. shall not exceed 1.0 W or 17 + 10 log B, dBm, whichever power is less. B is the 99% emission bandwidth in MHz
☐	For the 5.47-5.6 GHz band and 5.65-5.725 GHz band, the maximum e.i.r.p. shall not exceed 1.0 W or 17 + 10 log B, dBm, whichever power is less. B is the 99% emission bandwidth in MHz
☐	For the 5.725-5.85 GHz band, 6 dB emission bandwidth ≥ 500kHz.

3.2.2 Measuring Instruments

Refer a test equipment and calibration data table in this test report.

3.2.3 Test Procedures

Test Method		
▪	For the emission bandwidth shall be measured using one of the options below:	
	☒	Refer as FCC KDB 789033 D02, clause C for EBW and clause D for OBW measurement.
	☐	Refer as ANSI C63.10, clause 6.9.1 for occupied bandwidth testing.
	☐	Refer as IC RSS-Gen, clause 4.6 for bandwidth testing.

3.2.4 Test Setup

Emission Bandwidth



3.2.5 Test Result of Emission Bandwidth

Refer as Appendix B

3.3 Maximum Output Power

3.3.1 Limit

Maximum Output Power Limit	
UNII Devices	
☒	For the 5.15-5.25 GHz band:
	▪ Outdoor AP: the maximum conducted output power (P_{Out}) shall not exceed the lesser of 1 W. If G_{TX} > 6 dBi, then P_{Out} = 30 – (G_{TX} – 6). e.i.r.p. at any elevation angle above 30 degrees ≤ 125mW [21dBm]
	▪ Indoor AP: the maximum conducted output power (P_{Out}) shall not exceed the lesser of 1 W. If G_{TX} > 6 dBi, then P_{Out} = 30 – (G_{TX} – 6)
	▪ Point-to-point AP: the maximum conducted output power (P_{Out}) shall not exceed the lesser of 1 W If G_{TX} > 23 dBi, then P_{Out} = 30 – (G_{TX} – 23).
	▪ Mobile or Portable Client: the maximum conducted output power (P_{Out}) shall not exceed the lesser of 250 mW. If G_{TX} > 6 dBi, then P_{Out} = 24 – (G_{TX} – 6).
☒	For the 5.25-5.35 GHz band, the maximum conducted output power (P_{Out}) shall not exceed the lesser of 250 mW or 11 dBm + 10 log B, where B is the 26 dB emission bandwidth in MHz. If G_{TX} > 6 dBi, then P_{Out} = 24 – (G_{TX} – 6).
☒	For the 5.47-5.725 GHz band, the maximum conducted output power (P_{Out}) shall not exceed the lesser of 250 mW or 11 dBm + 10 log B, where B is the 26 dB emission bandwidth in MHz. If G_{TX} > 6 dBi, then P_{Out} = 24 – (G_{TX} – 6).
☒	For the 5.725-5.85 GHz band:
	▪ Point-to-multipoint systems (P2M): the maximum conducted output power (P_{Out}) shall not exceed the lesser of 1 W. If G_{TX} > 6 dBi, then P_{Out} = 30 – (G_{TX} – 6).
	▪ Point-to-point systems (P2P): the maximum conducted output power (P_{Out}) shall not exceed the lesser of 1 W.
LE-LAN Devices	
☐	For the 5.15-5.25 GHz band, the maximum e.i.r.p. shall not exceed 200 mW or 10 + 10 log B, dBm, whichever power is less. B is the 99% emission bandwidth in MHz.
☐	For the 5.25-5.35 GHz band, the maximum e.i.r.p. shall not exceed 1.0 W or 17 + 10 log B, dBm, whichever power is less. B is the 99% emission bandwidth in MHz
☐	For the 5.47-5.6 GHz band and 5.65-5.725 GHz band, the maximum e.i.r.p. shall not exceed 1.0 W or 17 + 10 log B, dBm, whichever power is less. B is the 99% emission bandwidth in MHz
☐	For the 5.725-5.85 GHz band:
	▪ Point-to-multipoint systems (P2M): the maximum conducted output power (P_{Out}) shall not exceed the lesser of 1 W. If G_{TX} > 6 dBi, then P_{Out} = 30 – (G_{TX} – 6).
	▪ Point-to-point systems (P2P): the maximum conducted output power (P_{Out}) shall not exceed the lesser of 1 W.
P_{Out} = maximum conducted output power in dBm, **G_{TX}** = the maximum transmitting antenna directional gain in dBi.	

3.3.2 Measuring Instruments

Refer a test equipment and calibration data table in this test report.

3.3.3 Test Procedures

Test Method	
	Average over on/off periods with duty factor
	☒ Refer as FCC KDB 789033 D02, clause E Method SA-2 (spectral trace averaging).
	☐ Refer as FCC KDB 789033 D02, clause E Method SA-2 Alt. (RMS detection with slow sweep speed)
	Wideband RF power meter and average over on/off periods with duty factor
	☒ Refer as FCC KDB 789033 D02, clause E Method PM-G (using an RF average power meter).
☒	For conducted measurement.
	▪ If the EUT supports multiple transmit chains using options given below: Refer as FCC KDB 662911, In-band power measurements. Using the measure-and-sum approach, measured all transmit ports individually. Sum the power (in linear power units e.g., mW) of all ports for each individual sample and save them.
	▪ If multiple transmit chains, EIRP calculation could be following as methods: $P_{total} = P_1 + P_2 + \ldots + P_n$ (calculated in linear unit [mW] and transfer to log unit [dBm]) $EIRP_{total} = P_{total} + DG$
☐	For radiated measurement.
	▪ Refer as FCC KDB 789033 D02 clause II A.1.F ”Antenna-port Conducted versus Radiated Testing”
	▪ Refer as ANSI C63.10, clause 6.6 for radiated emissions above 1GHz.
	▪ Refer as FCC KDB 412172 D01 clause 2.2 for EIRP calculation.

3.3.4 Test Setup

For Straddle channel

Conducted Measurement (Spectrum Analyzer)

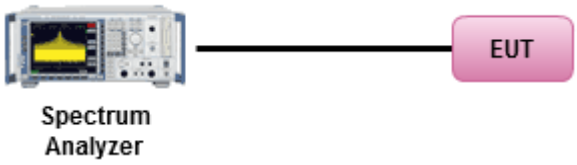

For other test

Conducted Measurement (Power Meter)

3.3.5 Test Result of Maximum Output Power

Refer as Appendix C

3.4 Power Spectral Density

3.4.1 Limit

Peak Power Spectral Density Limit	
UNII Devices	
☒	For the 5.15-5.25 GHz band:
	▪ Outdoor AP: the peak power spectral density (PPSD) shall not exceed the lesser of 17dBm/MHz. If G_{TX} > 6 dBi, then P_{Out} = 17 – (G_{TX} – 6).
	▪ Indoor AP: the peak power spectral density (PPSD) shall not exceed the lesser of 17dBm/MHz. If G_{TX} > 6 dBi, then P_{Out} = 17 – (G_{TX} – 6).
	▪ Point-to-point AP: the peak power spectral density (PPSD) shall not exceed the lesser of 17dBm/MHz. If G_{TX} > 23 dBi, then P_{Out} = 17 – (G_{TX} – 23).
	▪ Mobile or Portable Client: the peak power spectral density (PPSD) ≤ 11 dBm/MHz. If G_{TX} > 6 dBi, then PPSD= 11 – (G_{TX} – 6)..
☒	For the 5.25-5.35 GHz band, the peak power spectral density (PPSD) ≤ 11 dBm/MHz. If G_{TX} > 6 dBi, then PPSD= 11 – (G_{TX} – 6).
☒	For the 5.47-5.725 GHz band, the peak power spectral density (PPSD) ≤ 11 dBm/MHz. If G_{TX} > 6 dBi, then PPSD= 11 – (G_{TX} – 6).
☒	For the 5.725-5.85 GHz band:
	▪ Point-to-multipoint systems (P2M): the peak power spectral density (PPSD) ≤ 30 dBm/500kHz. If G_{TX} > 6 dBi, then PPSD= 30 – (G_{TX} – 6).
	▪ Point-to-point systems (P2P): the peak power spectral density (PPSD) ≤ 30 dBm/500kHz.
LE-LAN Devices	
☐	For the 5.15-5.25 GHz band, the e.i.r.p. peak power spectral density (PPSD) ≤ 10 dBm/MHz.
☐	For the 5.25-5.35 GHz band, the peak power spectral density (PPSD) ≤ 11 dBm/MHz.
	▪ e.i.r.p. greater than 200 mW shall comply with the following e.i.r.p. at different elevations, where θ is the angle above the local horizontal plane (of the Earth) as shown below: -13 dBW/MHz for 0° ≤ θ < 8° ; -13 − 0.716 (θ-8) dBW/MHz for 8° ≤ θ < 40° -35.9 − 1.22 (θ-40) dBW/MHz for 40° ≤ θ ≤ 45° ; -42 dBW/MHz for θ > 45°
☐	For the 5.47-5.6 GHz band and 5.65-5.725 GHz band, the peak power spectral density (PPSD) ≤ 11 dBm/MHz.
☐	For the 5.725-5.85 GHz band:
	▪ Point-to-multipoint systems (P2M): the peak power spectral density (PPSD) ≤ 30 dBm/500kHz. If G_{TX} > 6 dBi, then PPSD= 30 – (G_{TX} – 6).
	▪ Point-to-point systems (P2P): the peak power spectral density (PPSD) ≤ 30 dBm/500kHz.
PPSD = peak power spectral density that he same method as used to determine the conducted output power shall be used to determine the power spectral density. And power spectral density in dBm/MHz **G_{TX}** = the maximum transmitting antenna directional gain in dBi.	

3.4.2 Measuring Instruments

Refer a test equipment and calibration data table in this test report.

3.4.3 Test Procedures

Test Method			
▪ Peak power spectral density procedures that the same method as used to determine the conducted output power shall be used to determine the peak power spectral density and use the peak search function on the spectrum analyzer to find the peak of the spectrum. For the peak power spectral density shall be measured using below options:			
	☐ Refer as FCC KDB 789033 D02, F)5) power spectral density can be measured using resolution bandwidths < 1 MHz provided that the results are integrated over 1 MHz bandwidth		
	[duty cycle ≥ 98% or external video / power trigger]		
	☒ Refer as FCC KDB 789033 D02, clause E Method SA-1 (spectral trace averaging).		
	☐ Refer as FCC KDB 789033 D02, clause E Method SA-1 Alt. (RMS detection with slow sweep speed)		
	duty cycle < 98% and average over on/off periods with duty factor		
	☒ Refer as FCC KDB 789033 D02, clause E Method SA-2 (spectral trace averaging).		
	☐ Refer as FCC KDB 789033 D02, clause E Method SA-2 Alt. (RMS detection with slow sweep speed)		
☒ For conducted measurement.			
	▪ If the EUT supports multiple transmit chains using options given below:		
		☒ Option 1: Measure and sum the spectra across the outputs. Refer as FCC KDB 662911, In-band power spectral density (PSD). Sample all transmit ports simultaneously using a spectrum analyzer for each transmit port. Where the trace bin-by-bin of each transmit port summing can be performed. (i.e., in the first spectral bin of output 1 is summed with that in the first spectral bin of output 2 and that from the first spectral bin of output 3, and so on up to the NTX output to obtain the value for the first frequency bin of the summed spectrum.). Add up the amplitude (power) values for the different transmit chains and use this as the new data trace.	
		☐ Option 2: Measure and sum spectral maxima across the outputs. With this technique, spectra are measured at each output of the device at the required resolution bandwidth. The maximum value (peak) of each spectrum is determined. These maximum values are then summed mathematically in linear power units across the outputs. These operations shall be performed separately over frequency spans that have different out-of-band or spurious emission limits,	
		☐ Option 3: Measure and add 10 log(N) dB, where N is the number of transmit chains. Refer as FCC KDB 662911, In-band power spectral density (PSD). Performed at each transmit chains and each transmit chains shall be compared with the limit have been reduced with 10 log(N). Or each transmit chains shall be add 10 log(N) to compared with the limit.	
	▪ If multiple transmit chains, EIRP PPSD calculation could be following as methods: $PPSD_{total} = PPSD_1 + PPSD_2 + \ldots + PPSD_n$ (calculated in linear unit [mW] and transfer to log unit [dBm]) $EIRP_{total} = PPSD_{total} + DG$		
☐ For radiated measurement.			
	▪ Refer as FCC KDB 789033 D02 clause II A.1.F ”Antenna-port Conducted versus Radiated Testing”		
	▪ Refer as ANSI C63.10, clause 6.6 for radiated emissions above 1GHz.		

Test Method	
	▪ Refer as FCC KDB 412172 D01 clause 2.2 for EIRP calculation.

3.4.4 Test Setup

Conducted Measurement



3.4.5 Test Result of Power Spectral Density

Refer as Appendix D

3.5 Unwanted Emissions

3.5.1 Transmitter Unwanted Emissions Limit

Unwanted emissions below 1 GHz and restricted band emissions above 1GHz limit			
Frequency Range (MHz)	**Field Strength (uV/m)**	**Field Strength (dBuV/m)**	**Measure Distance (m)**
0.009~0.490	2400/F(kHz)	48.5 - 13.8	300
0.490~1.705	24000/F(kHz)	33.8 - 23	30
1.705~30.0	30	29	30
30~88	100	40	3
88~216	150	43.5	3
216~960	200	46	3
Above 960	500	54	3

Note 1: Test distance for frequencies at or above 30 MHz, measurements may be performed at a distance other than the limit distance provided they are not performed in the near field and the emissions to be measured can be detected by the measurement equipment. When performing measurements at a distance other than that specified, the results shall be extrapolated to the specified distance using an extrapolation factor of 20 dB/decade (inverse of linear distance for field-strength measurements, inverse of linear distance-squared for power-density measurements).

Note 2: Test distance for frequencies at below 30 MHz, measurements may be performed at a distance closer than the EUT limit distance; however, an attempt should be made to avoid making measurements in the near field. When performing measurements below 30 MHz at a closer distance than the limit distance, the results shall be extrapolated to the specified distance by either making measurements at a minimum of two or more distances on at least one radial to determine the proper extrapolation factor or by using the square of an inverse linear distance extrapolation factor (40 dB/decade). The test report shall specify the extrapolation method used to determine compliance of the EUT.

Note 3: Using the distance of 1m during the test for above 18 GHz, and the test value to correct for the distance factor at 3m.

Un-restricted band emissions above 1GHz Limit	
Operating Band	**Limit**
☒ 5.15 - 5.25 GHz	e.i.r.p. -27 dBm [68.2 dBuV/m@3m]
☒ 5.25 - 5.35 GHz	e.i.r.p. -27 dBm [68.2 dBuV/m@3m]
☒ 5.47 - 5.725 GHz	e.i.r.p. -27 dBm [68.2 dBuV/m@3m]
☒ 5.725 - 5.85 GHz	all emissions shall be limited to a level of -27 dBm/MHz at 75 MHz or more above or below the band edge increasing linearly to 10 dBm/MHz at 25 MHz above or below the band edge, and from 25 MHz above or below the band edge increasing linearly to a level of 15.6 dBm/MHz at 5 MHz above or below the band edge, and from 5 MHz above or below the band edge increasing linearly to a level of 27 dBm/MHz at the band edge.

Note 1: Measurements may be performed at a distance other than the limit distance provided they are not performed in the near field and the emissions to be measured can be detected by the measurement equipment. When performing measurements at a distance other than that specified, the results shall be extrapolated to the specified distance using an extrapolation factor of 20 dB/decade (inverse of

linear distance for field-strength measurements, inverse of linear distance-squared for power-density measurements).

3.5.2 Measuring Instruments

Refer a test equipment and calibration data table in this test report.

3.5.3 Test Procedures

Test Method		
▪ Measurements may be performed at a distance other than the limit distance provided they are not performed in the near field and the emissions to be measured can be detected by the measurement equipment. Measurements shall not be performed at a distance greater than 30 m for frequencies above 30 MHz, unless it can be further demonstrated that measurements at a distance of 30 m or less are impractical. When performing measurements at a distance other than that specified, the results shall be extrapolated to the specified distance using an extrapolation factor of 20 dB/decade (inverse of linear distance for field-strength measurements, inverse of linear distance-squared for power-density measurements).		
▪ The average emission levels shall be measured in [duty cycle ≥ 98 or duty factor].		
▪ For the transmitter unwanted emissions shall be measured using following options below:		
	▪ Refer as FCC KDB 789033 D02, clause G)2) for unwanted emissions into non-restricted bands.	
	▪ Refer as FCC KDB 789033 D02, clause G)1) for unwanted emissions into restricted bands.	
		☐ Refer as FCC KDB 789033 D02, G)6) Method AD (Trace Averaging).
		☒ Refer as FCC KDB 789033 D02, G)6) Method VB (Reduced VBW).
		☐ Refer as ANSI C63.10, clause 11.12.2.5.3 (Reduced VBW). VBW ≥ 1/T, where T is pulse time.
		☐ Refer as ANSI C63.10, clause 7.5 average value of pulsed emissions.
		☒ Refer as FCC KDB 789033 D02, clause G)5) measurement procedure peak limit.
		☐ Refer as ANSI C63.10, clause 4.1.4.2.2 measurement procedure peak limit.
▪ For radiated measurement.		
	▪ Refer as ANSI C63.10, clause 6.4 for radiated emissions below 30 MHz and test distance is 3m.	
	▪ Refer as ANSI C63.10, clause 6.5 for radiated emissions 30 MHz to 1 GHz and test distance is 3m.	
	▪ Refer as ANSI C63.10, clause 6.6 for radiated emissions above 1GHz.	
▪ The any unwanted emissions level shall not exceed the fundamental emission level.		
▪ All amplitude of spurious emissions that are attenuated by more than 20 dB below the permissible value has no need to be reported.		

3.5.4 Test Setup

Transmitter Radiated Unwanted Emissions

9kHz ~30MHz

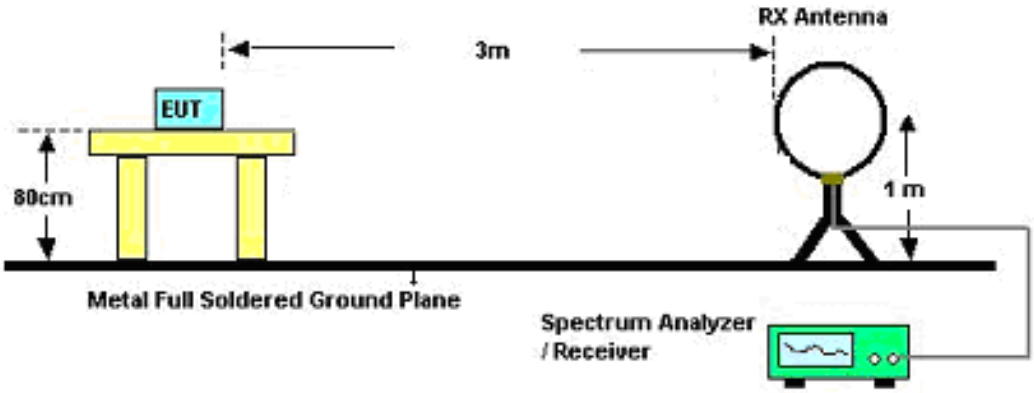

30MHz~1GHz

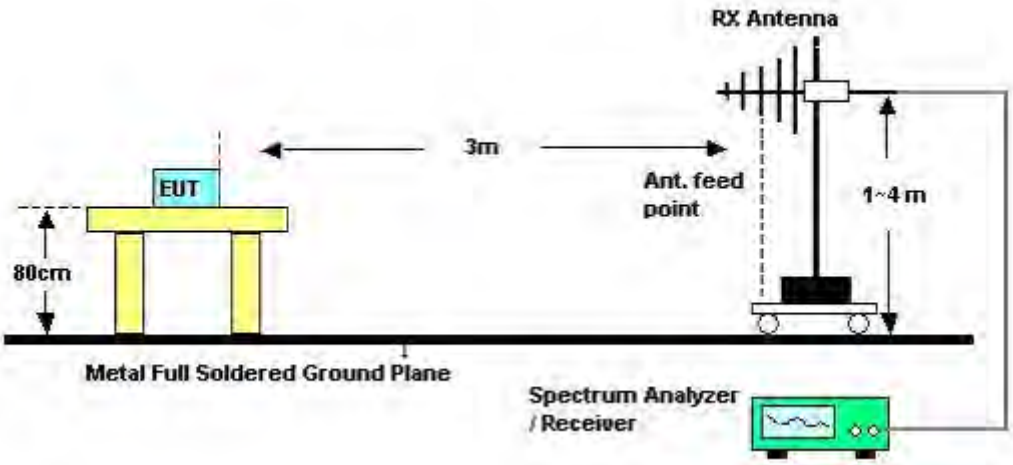

Above 1GHz

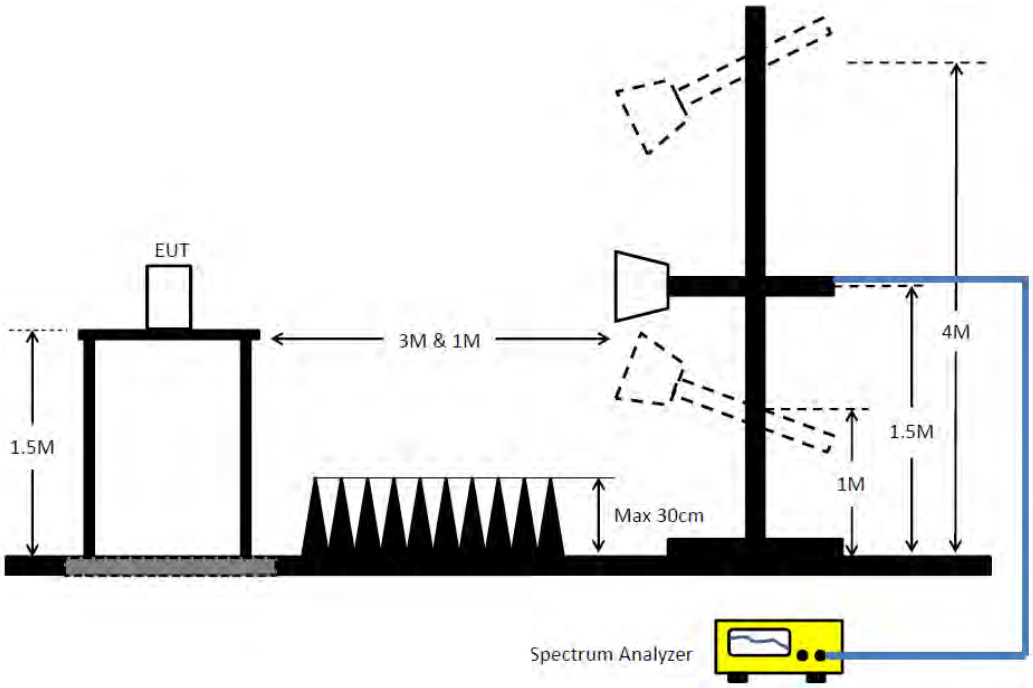

3.5.5 Measurement Results Calculation

The measured Level is calculated using:
Corrected Reading: Antenna factor (AF) + Cable loss (CL) + Read level (Raw) - Preamp factor (PA)(if applicable) = Level.

3.5.6 Transmitter Unwanted Emissions (Below 30MHz)

There is a comparison data of both open-field test site and alternative test site - semi-Anechoic chamber according to KDB414788 Radiated Test Site, and the result came out very similar.
All amplitude of spurious emissions that are attenuated by more than 20 dB below the permissible value has no need to be reported.
The radiated emissions were investigated from 9 kHz or the lowest frequency generated within the device, up to the 10th harmonic or 40 GHz, whichever is appropriate.

3.5.7 Test Result of Transmitter Unwanted Emissions

Refer as Appendix E

4 Test Equipment and Calibration Data

Instrument	Brand	Model No.	Serial No.	Characteristics	Calibration Date	Calibration Due Date	Remark
EMI Receiver	Agilent	N9038A	My52260123	9kHz ~ 8.4GHz	Feb. 20, 2023	Feb. 19, 2024	Conduction (CO01-CB)
LISN	F.C.C.	FCC-LISN-50-16-2	04083	150kHz ~ 100MHz	Feb. 16, 2023	Feb. 15, 2024	Conduction (CO01-CB)
LISN	Schwarzbeck	NSLK 8127	8127647	9kHz ~ 30MHz	Apr. 27, 2023	Apr. 26, 2024	Conduction (CO01-CB)
Pulse Limiter	Rohde&Schwarz	ESH3-Z2	100430	9kHz ~ 30MHz	Feb. 09, 2023	Feb. 08, 2024	Conduction (CO01-CB)
COND Cable	Woken	Cable	Low cable-CO01	9kHz ~ 30MHz	Oct. 18, 2022	Oct. 17, 2023	Conduction (CO01-CB)
Software	SPORTON	SENSE	V5.10	-	N.C.R.	N.C.R.	Conduction (CO01-CB)
Loop Antenna	Teseq	HLA 6120	31244	9kHz - 30 MHz	Mar. 23, 2023	Mar. 22, 2024	Radiation (03CH04-CB)
3m Semi Anechoic Chamber NSA	TDK	SAC-3M	03CH04-CB	30 MHz ~ 1 GHz	Aug. 01, 2023	Jul. 31, 2024	Radiation (03CH04-CB)
3m Semi Anechoic Chamber VSWR	TDK	SAC-3M	03CH04-CB	1GHz ~18GHz 3m	Feb. 23, 2023	Feb. 22, 2024	Radiation (03CH04-CB)
BILOG ANTENNA with 6 dB attenuator	Schaffner & EMCI	CBL6112B & N-6-06	22021&AT-N0607	30MHz ~ 1GHz	Oct. 08, 2022	Oct. 07, 2023	Radiation (03CH04-CB)
Horn Antenna	ETS·Lindgren	3115	00143147	750MHz~18GHz	Oct. 12, 2022	Oct. 11, 2023	Radiation (03CH04-CB)
Horn Antenna	SCHWARZBECK	BBHA 9170	BBHA9170507	15GHz ~ 40GHz	Jun. 28, 2023	Jun. 27, 2024	Radiation (03CH04-CB)
Pre-Amplifier	EMCI	EMC330N	980391	20MHz ~ 3GHz	May 23, 2023	May 22, 2024	Radiation (03CH04-CB)
Pre-Amplifier	Agilent	83017A	MY53270063	0.5GHz ~ 26.5GHz	Jun. 30, 2023	Jun. 29, 2024	Radiation (03CH04-CB)
Pre-Amplifier	SGH	SGH184	20221107-3	18GHz ~ 40GHz	Nov. 16, 2022	Nov. 15, 2023	Radiation (03CH04-CB)
Spectrum Analyzer	R&S	FSP40	100142	9kHz~40GHz	Mar. 21, 2023	Mar. 20, 2024	Radiation (03CH04-CB)
EMI Test Receiver	R&S	ESCS	826547/017	9kHz ~ 2.75GHz	Jun. 13, 2023	Jun. 12, 2024	Radiation (03CH04-CB)
RF Cable-low	Woken	RG402	Low Cable-03+67	30MHz – 1GHz	Oct. 03, 2022	Oct. 02, 2023	Radiation (03CH04-CB)
RF Cable-high	Woken	RG402	High Cable-21	1GHz - 18GHz	Oct. 03, 2022	Oct. 02, 2023	Radiation (03CH04-CB)
RF Cable-high	Woken	RG402	High Cable-21+67	1GHz - 18GHz	Oct. 03, 2022	Oct. 02, 2023	Radiation (03CH04-CB)

Instrument	Brand	Model No.	Serial No.	Characteristics	Calibration Date	Calibration Due Date	Remark
High Cable	Woken	WCA0929M	40G#5+6	1GHz ~ 40 GHz	Dec. 07, 2022	Dec. 06, 2023	Radiation (03CH04-CB)
High Cable	Woken	WCA0929M	40G#5	1GHz ~ 40 GHz	Dec. 07, 2022	Dec. 06, 2023	Radiation (03CH04-CB)
High Cable	Woken	WCA0929M	40G#6	1GHz ~ 40 GHz	Dec. 07, 2022	Dec. 06, 2023	Radiation (03CH04-CB)
Test Software	SPORTON	SENSE	V5.10	-	N.C.R.	N.C.R.	Radiation (03CH04-CB)
3m Semi Anechoic Chamber VSWR	RIKEN	SAC-3M	03CH02-CB	1GHz ~18GHz	Mar. 25, 2023	Mar. 24, 2024	Radiation (03CH02-CB)
Horn Antenna	EMCO	3115	9610-4976	1GHz ~ 18GHz	Apr. 18, 2023	Apr. 17, 2024	Radiation (03CH02-CB)
Horn Antenna	SCHWARZBECK	BBHA 9170	BBHA9170507	15GHz ~ 40GHz	Jun. 28, 2023	Jun. 27, 2024	Radiation (03CH02-CB)
Pre-Amplifier	Agilent	83017A	MY39501305	1GHz ~ 26.5GHz	Jun. 30, 2023	Jun. 29, 2024	Radiation (03CH02-CB)
Pre-Amplifier	SGH	SGH184	20221107-3	18GHz ~ 40GHz	Nov. 16, 2022	Nov. 15, 2023	Radiation (03CH02-CB)
Spectrum analyzer	R&S	FSU	100015	9kHz~26GHz	Dec. 05, 2022	Dec. 04, 2023	Radiation (03CH02-CB)
RF Cable-high	Woken	RG402	High Cable-18	1GHz ~ 18GHz	Oct. 03, 2022	Oct. 02, 2023	Radiation (03CH02-CB)
RF Cable-high	Woken	RG402	High Cable-18+19	1GHz ~ 18GHz	Oct. 03, 2022	Oct. 02, 2023	Radiation (03CH02-CB)
High Cable	Woken	WCA0929M	40G#5+6	1GHz ~ 40 GHz	Dec. 07, 2022	Dec. 06, 2023	Radiation (03CH02-CB)
High Cable	Woken	WCA0929M	40G#5	1GHz ~ 40 GHz	Dec. 07, 2022	Dec. 06, 2023	Radiation (03CH02-CB)
High Cable	Woken	WCA0929M	40G#6	1GHz ~ 40 GHz	Dec. 07, 2022	Dec. 06, 2023	Radiation (03CH02-CB)
Test Software	SPORTON	SENSE	V5.10	-	N.C.R.	N.C.R.	Radiation (03CH02-CB)
Spectrum analyzer	R&S	FSV40	101028	9kHz~40GHz	Dec. 30, 2022	Dec. 29, 2023	Conducted (TH03-CB)
Power Sensor	Anritsu	MA2411B	1531344	300MHz~40GHz	Aug. 01, 2023	Jul. 31, 2024	Conducted (TH03-CB)
Power Meter	Anritsu	ML2495A	1728002	300MHz~40GHz	Aug. 01, 2023	Jul. 31, 2024	Conducted (TH03-CB)
RF Cable	Woken	RG402	High Cable-11	30MHz –18 GHz	Feb. 14, 2023	Feb. 13, 2024	Conducted (TH03-CB)
RF Cable	Woken	RG402	High Cable-12	30MHz –18 GHz	Feb. 14, 2023	Feb. 13, 2024	Conducted (TH03-CB)
RF Cable	Woken	RG402	High Cable-13	30MHz –18 GHz	Feb. 14, 2023	Feb. 13, 2024	Conducted (TH03-CB)

Instrument	Brand	Model No.	Serial No.	Characteristics	Calibration Date	Calibration Due Date	Remark
RF Cable-high	Woken	RG402	High Cable-14	1 GHz –18 GHz	Oct. 03, 2022	Oct. 02, 2023	Conducted (TH03-CB)
RF Cable-high	Woken	RG402	High Cable-15	1 GHz –18 GHz	Oct. 03, 2022	Oct. 02, 2023	Conducted (TH03-CB)
Switch	SPTCB	SP-SWI	SWI-03	1 GHz –26.5 GHz	Oct. 04, 2022	Oct. 03, 2023	Conducted (TH03-CB)
Test Software	SPORTON	SENSE	V5.10	-	N.C.R.	N.C.R.	Conducted (TH03-CB)

Note: Calibration Interval of instruments listed above is one year.
NCR means Non-Calibration required.

Summary

Mode	Result	Type	Freq (Hz)	Level (dBuV)	Limit (dBuV)	Margin (dB)	Condition
Mode 2	Pass	QP	159k	58.53	65.52	-6.99	Neutral

Mode 2

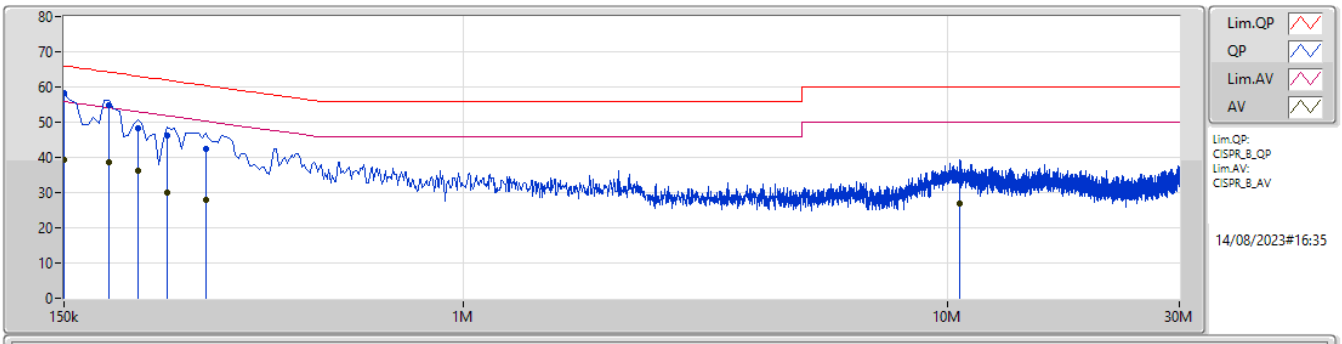

Type	Freq	Level	Limit	Margin	Factor	Condition	Comment	Raw	LISN	CL	AT
	(Hz)	(dBuV)	(dBuV)	(dB)	(dB)			(dBuV)	(dB)	(dB)	(dB)
QP	150k	58.12	66.00	-7.88	10.00	Line	"Worst"	48.12	0.09	0.04	9.87
AV	150k	39.32	56.00	-16.68	10.00	Line	-	29.32	0.09	0.04	9.87
QP	186k	54.88	64.20	-9.32	9.98	Line	-	44.90	0.08	0.04	9.86
AV	186k	38.56	54.20	-15.64	9.98	Line	-	28.58	0.08	0.04	9.86
QP	213k	48.32	63.09	-14.77	9.98	Line	-	38.34	0.08	0.04	9.86
AV	213k	36.18	53.09	-16.91	9.98	Line	-	26.20	0.08	0.04	9.86
QP	244.5k	46.22	61.95	-15.73	10.00	Line	-	36.22	0.08	0.05	9.87
AV	244.5k	30.00	51.95	-21.95	10.00	Line	-	20.00	0.08	0.05	9.87
QP	294k	42.36	60.42	-18.06	10.02	Line	-	32.34	0.09	0.05	9.88
AV	294k	27.88	50.42	-22.54	10.02	Line	-	17.86	0.09	0.05	9.88
QP	10.595M	33.38	60.00	-26.62	10.36	Line	-	23.02	0.25	0.16	9.95
AV	10.595M	26.74	50.00	-23.26	10.36	Line	-	16.38	0.25	0.16	9.95

Mode 2

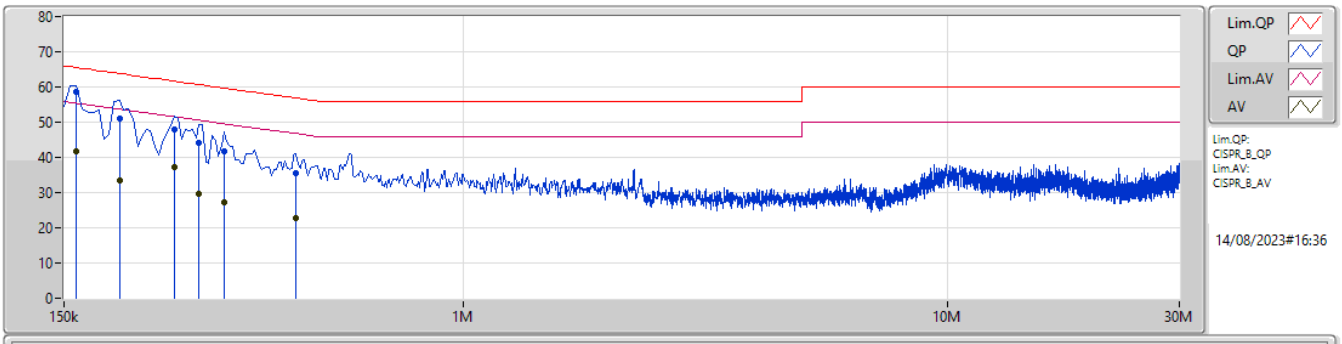

Type	Freq	Level	Limit	Margin	Factor	Condition	Comment	Raw	LISN	CL	AT
	(Hz)	(dBuV)	(dBuV)	(dB)	(dB)			(dBuV)	(dB)	(dB)	(dB)
QP	159k	58.53	65.52	-6.99	9.98	Neutral	"Worst"	48.55	0.07	0.04	9.87
AV	159k	41.64	55.52	-13.88	9.98	Neutral	-	31.66	0.07	0.04	9.87
QP	195k	51.13	63.82	-12.69	9.97	Neutral	-	41.16	0.07	0.04	9.86
AV	195k	33.53	53.82	-20.29	9.97	Neutral	-	23.56	0.07	0.04	9.86
QP	253.5k	48.02	61.64	-13.62	9.99	Neutral	-	38.03	0.07	0.05	9.87
AV	253.5k	37.20	51.64	-14.44	9.99	Neutral	-	27.21	0.07	0.05	9.87
QP	285k	44.26	60.67	-16.41	10.00	Neutral	-	34.26	0.07	0.05	9.88
AV	285k	29.64	50.67	-21.03	10.00	Neutral	-	19.64	0.07	0.05	9.88
QP	321k	41.68	59.67	-17.99	10.01	Neutral	-	31.67	0.07	0.05	9.89
AV	321k	27.15	49.67	-22.52	10.01	Neutral	-	17.14	0.07	0.05	9.89
QP	451.5k	35.59	56.84	-21.25	10.03	Neutral	-	25.56	0.07	0.06	9.90
AV	451.5k	22.77	46.84	-24.07	10.03	Neutral	-	12.74	0.07	0.06	9.90

Summary

Mode	Max-N dB (Hz)	Max-OBW (Hz)	ITU-Code	Min-N dB (Hz)	Min-OBW (Hz)
5.15-5.25GHz	-	-	-	-	-
802.11a_Nss1,(6Mbps)_2TX	19.635M	16.338M	16M3D1D	17.82M	16.228M
802.11ax HEW20_Nss1,(MCS0)_2TX	20.68M	18.866M	18M9D1D	19.965M	18.791M
802.11ax HEW20-BF_Nss1,(MCS0)_2TX	20.13M	18.887M	18M9D1D	19.635M	18.768M
802.11ax HEW40_Nss1,(MCS0)_2TX	39.49M	37.681M	37M7D1D	38.94M	37.481M
802.11ax HEW40-BF_Nss1,(MCS0)_2TX	42.46M	37.758M	37M8D1D	39.27M	37.549M
802.11ax HEW80_Nss1,(MCS0)_2TX	80.08M	76.862M	76M9D1D	79.86M	76.762M
802.11ax HEW80-BF_Nss1,(MCS0)_2TX	80.08M	77.058M	77M1D1D	80.08M	76.935M
802.11ax HEW160_Nss1,(MCS0)_2TX	80.16M	77.401M	77M4D1D	79.92M	77.321M
802.11ax HEW160-BF_Nss1,(MCS0)_2TX	82.16M	77.443M	77M4D1D	79.92M	77.245M
5.25-5.35GHz	-	-	-	-	-
802.11a_Nss1,(6Mbps)_2TX	18.7M	16.338M	16M3D1D	18.26M	16.272M
802.11ax HEW20_Nss1,(MCS0)_2TX	20.68M	18.866M	18M9D1D	19.745M	18.716M
802.11ax HEW20-BF_Nss1,(MCS0)_2TX	20.35M	18.913M	18M9D1D	19.965M	18.783M
802.11ax HEW40_Nss1,(MCS0)_2TX	39.6M	37.581M	37M6D1D	38.83M	37.281M
802.11ax HEW40-BF_Nss1,(MCS0)_2TX	39.49M	37.649M	37M6D1D	38.83M	37.541M
802.11ax HEW80_Nss1,(MCS0)_2TX	80.3M	76.762M	76M8D1D	79.64M	76.562M
802.11ax HEW80-BF_Nss1,(MCS0)_2TX	80.08M	76.789M	76M8D1D	79.86M	76.699M
802.11ax HEW160_Nss1,(MCS0)_2TX	79.92M	77.241M	77M2D1D	79.84M	77.081M
802.11ax HEW160-BF_Nss1,(MCS0)_2TX	80.08M	77.476M	77M5D1D	79.84M	77.313M
5.47-5.725GHz	-	-	-	-	-
802.11a_Nss1,(6Mbps)_2TX	19.855M	16.316M	16M3D1D	18.48M	16.272M
802.11ax HEW20_Nss1,(MCS0)_2TX	20.57M	18.866M	18M9D1D	19.8M	18.741M
802.11ax HEW20-BF_Nss1,(MCS0)_2TX	20.405M	18.907M	18M9D1D	19.91M	18.793M
802.11ax HEW40_Nss1,(MCS0)_2TX	39.38M	37.781M	37M8D1D	39.05M	37.531M
802.11ax HEW40-BF_Nss1,(MCS0)_2TX	39.38M	37.594M	37M6D1D	38.83M	37.48M
802.11ax HEW80_Nss1,(MCS0)_2TX	80.74M	76.862M	76M9D1D	79.86M	76.662M
802.11ax HEW80-BF_Nss1,(MCS0)_2TX	80.52M	76.865M	76M9D1D	80.08M	76.067M
802.11ax HEW160_Nss1,(MCS0)_2TX	161.92M	154.923M	155MD1D	161.04M	154.123M
802.11ax HEW160-BF_Nss1,(MCS0)_2TX	162.36M	154.786M	155MD1D	161.04M	154.213M
5.725-5.85GHz	-	-	-	-	-
802.11a_Nss1,(6Mbps)_2TX	16.28M	19.636M	19M6D1D	15.29M	16.602M
802.11ax HEW20_Nss1,(MCS0)_2TX	19.03M	24.038M	24M0D1D	18.645M	19.065M
802.11ax HEW20-BF_Nss1,(MCS0)_2TX	19.085M	18.929M	18M9D1D	9.46M	18.815M
802.11ax HEW40_Nss1,(MCS0)_2TX	38.06M	38.181M	38M2D1D	36.52M	37.681M
802.11ax HEW40-BF_Nss1,(MCS0)_2TX	37.29M	37.707M	37M7D1D	32.01M	37.616M
802.11ax HEW80_Nss1,(MCS0)_2TX	76.34M	77.161M	77M2D1D	74.58M	76.862M
802.11ax HEW80-BF_Nss1,(MCS0)_2TX	70.62M	77.075M	77M1D1D	56.54M	76.87M

Max-N dB = Maximum 6dB down bandwidth for 5.725-5.85GHz band / Maximum 26dB down bandwidth for other band;
Max-OBW = Maximum 99% occupied bandwidth;
Min-N dB = Minimum 6dB down bandwidth for 5.725-5.85GHz band / Maximum 26dB down bandwidth for other band;
Min-OBW = Minimum 99% occupied bandwidth

Result

Mode	Result	Limit (Hz)	Port 1-N dB (Hz)	Port 1-OBW (Hz)	Port 2-N dB (Hz)	Port 2-OBW (Hz)
802.11a_Nss1,(6Mbps)_2TX	-	-	-	-	-	-
5180MHz	Pass	Inf	17.82M	16.338M	18.7M	16.272M
5200MHz	Pass	Inf	18.315M	16.294M	18.535M	16.294M
5240MHz	Pass	Inf	18.48M	16.228M	19.635M	16.338M
5260MHz	Pass	Inf	18.645M	16.338M	18.26M	16.316M
5300MHz	Pass	Inf	18.48M	16.316M	18.7M	16.294M
5320MHz	Pass	Inf	18.26M	16.272M	18.425M	16.294M
5500MHz	Pass	Inf	18.48M	16.294M	19.855M	16.316M
5580MHz	Pass	Inf	18.48M	16.316M	18.975M	16.294M
5700MHz	Pass	Inf	18.48M	16.272M	18.81M	16.316M
5745MHz	Pass	500k	15.675M	16.602M	15.29M	16.734M
5785MHz	Pass	500k	15.895M	16.8M	16.28M	19.636M
5825MHz	Pass	500k	15.675M	19.152M	15.675M	17.657M
802.11ax HEW20_Nss1,(MCS0)_2TX	-	-	-	-	-	-
5180MHz	Pass	Inf	20.02M	18.816M	20.075M	18.866M
5200MHz	Pass	Inf	20.68M	18.816M	20.295M	18.866M
5240MHz	Pass	Inf	19.965M	18.816M	20.515M	18.791M
5260MHz	Pass	Inf	19.745M	18.816M	19.965M	18.791M
5300MHz	Pass	Inf	20.68M	18.866M	20.02M	18.866M
5320MHz	Pass	Inf	20.075M	18.716M	20.075M	18.816M
5500MHz	Pass	Inf	19.855M	18.841M	20.57M	18.741M
5580MHz	Pass	Inf	19.855M	18.841M	19.8M	18.841M
5700MHz	Pass	Inf	20.57M	18.816M	20.24M	18.866M
5745MHz	Pass	500k	19.03M	20.415M	18.645M	24.038M
5785MHz	Pass	500k	18.865M	19.065M	18.865M	19.59M
5825MHz	Pass	500k	18.81M	19.19M	18.92M	19.165M
802.11ax HEW40_Nss1,(MCS0)_2TX	-	-	-	-	-	-
5190MHz	Pass	Inf	39.27M	37.481M	39.38M	37.581M
5230MHz	Pass	Inf	38.94M	37.581M	39.49M	37.681M
5270MHz	Pass	Inf	38.83M	37.581M	39.16M	37.281M
5310MHz	Pass	Inf	39.6M	37.581M	38.94M	37.581M
5510MHz	Pass	Inf	39.27M	37.531M	39.38M	37.531M
5550MHz	Pass	Inf	39.27M	37.781M	39.38M	37.781M
5670MHz	Pass	Inf	39.05M	37.531M	39.38M	37.681M
5755MHz	Pass	500k	37.84M	37.681M	38.06M	38.081M
5795MHz	Pass	500k	36.74M	37.881M	36.52M	38.181M
802.11ax HEW80_Nss1,(MCS0)_2TX	-	-	-	-	-	-
5210MHz	Pass	Inf	80.08M	76.762M	79.86M	76.862M
5290MHz	Pass	Inf	79.64M	76.562M	80.3M	76.762M
5530MHz	Pass	Inf	80.52M	76.762M	79.86M	76.762M
5610MHz	Pass	Inf	80.08M	76.662M	80.74M	76.862M
5775MHz	Pass	500k	76.34M	76.862M	74.58M	77.161M
802.11ax HEW160_Nss1,(MCS0)_2TX	-	-	-	-	-	-
5250MHz Straddle 5.15-5.25GHz	Pass	Inf	80.16M	77.321M	79.92M	77.401M
5250MHz Straddle 5.25-5.35GHz	Pass	Inf	79.84M	77.081M	79.92M	77.241M
5570MHz	Pass	Inf	161.04M	154.123M	161.92M	154.923M
802.11ax HEW20-BF_Nss1,(MCS0)_2TX	-	-	-	-	-	-
5180MHz	Pass	Inf	19.635M	18.768M	19.965M	18.887M
5200MHz	Pass	Inf	20.13M	18.833M	20.075M	18.868M
5240MHz	Pass	Inf	19.91M	18.86M	19.91M	18.847M
5260MHz	Pass	Inf	19.965M	18.842M	19.965M	18.793M
5300MHz	Pass	Inf	20.185M	18.913M	20.35M	18.834M
5320MHz	Pass	Inf	20.075M	18.783M	20.24M	18.882M
5500MHz	Pass	Inf	19.965M	18.808M	19.91M	18.793M
5580MHz	Pass	Inf	20.405M	18.806M	20.075M	18.798M

Mode	Result	Limit (Hz)	Port 1-N dB (Hz)	Port 1-OBW (Hz)	Port 2-N dB (Hz)	Port 2-OBW (Hz)
5700MHz	Pass	Inf	20.075M	18.849M	19.91M	18.907M
5745MHz	Pass	500k	18.15M	18.857M	9.46M	18.875M
5785MHz	Pass	500k	10.67M	18.835M	19.085M	18.844M
5825MHz	Pass	500k	18.59M	18.815M	17.215M	18.929M
802.11ax HEW40-BF_Nss1,(MCS0)_2TX	-	-	-	-	-	-
5190MHz	Pass	Inf	39.71M	37.751M	39.49M	37.556M
5230MHz	Pass	Inf	39.27M	37.549M	42.46M	37.758M
5270MHz	Pass	Inf	39.16M	37.649M	38.83M	37.563M
5310MHz	Pass	Inf	39.49M	37.541M	39.16M	37.612M
5510MHz	Pass	Inf	39.16M	37.48M	38.83M	37.594M
5550MHz	Pass	Inf	38.94M	37.553M	38.94M	37.497M
5670MHz	Pass	Inf	38.94M	37.576M	39.38M	37.548M
5755MHz	Pass	500k	37.29M	37.707M	35.97M	37.675M
5795MHz	Pass	500k	32.01M	37.631M	33.33M	37.616M
802.11ax HEW80-BF_Nss1,(MCS0)_2TX	-	-	-	-	-	-
5210MHz	Pass	Inf	80.08M	76.935M	80.08M	77.058M
5290MHz	Pass	Inf	79.86M	76.789M	80.08M	76.699M
5530MHz	Pass	Inf	80.3M	76.865M	80.52M	76.494M
5610MHz	Pass	Inf	80.08M	76.067M	80.08M	76.604M
5775MHz	Pass	500k	56.54M	77.075M	70.62M	76.87M
802.11ax HEW160-BF_Nss1,(MCS0)_2TX	-	-	-	-	-	-
5250MHz Straddle 5.15-5.25GHz	Pass	Inf	82.16M	77.245M	79.92M	77.443M
5250MHz Straddle 5.25-5.35GHz	Pass	Inf	79.84M	77.476M	80.08M	77.313M
5570MHz	Pass	Inf	161.04M	154.786M	162.36M	154.213M

Port X-N dB = Port X 6dB down bandwidth for 5.725-5.85GHz band / 26dB down bandwidth for other band
Port X-OBW = Port X 99% occupied bandwidth

5.15-5.25GHz_802.11a_Nss1,(6Mbps)_2TX **EBW**

5180MHz

21/08/2023

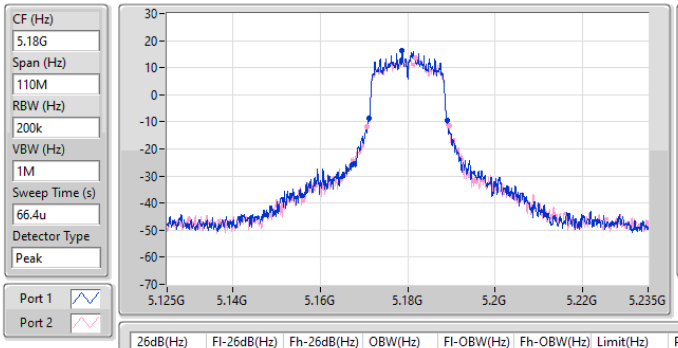

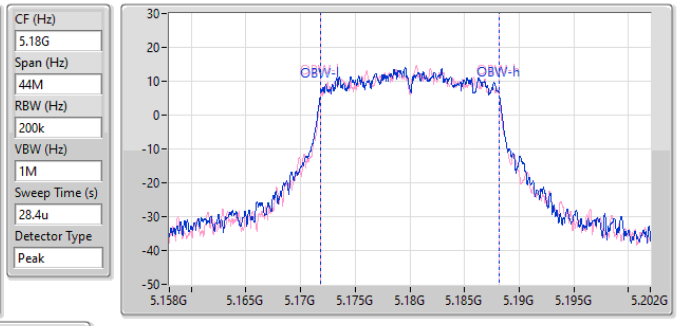

26dB(Hz)	Fl-26dB(Hz)	Fh-26dB(Hz)	OBW(Hz)	Fl-OBW(Hz)	Fh-OBW(Hz)	Limit(Hz)	Port
17.82M	5.171145G	5.188965G	16.338M	5.17182G	5.188158G	Inf	1
18.7M	5.17076G	5.18946G	16.272M	5.171864G	5.188136G	Inf	2

5.15-5.25GHz_802.11a_Nss1,(6Mbps)_2TX **EBW**

5200MHz

21/08/2023

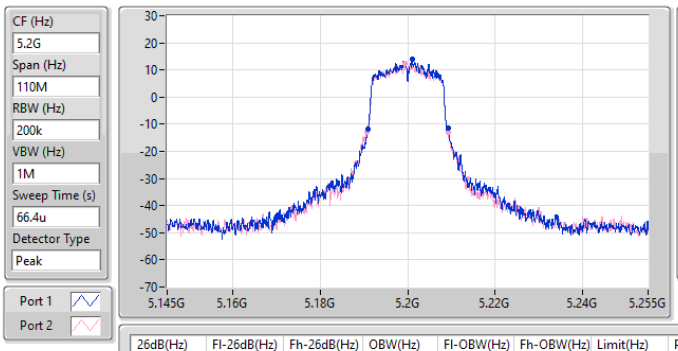

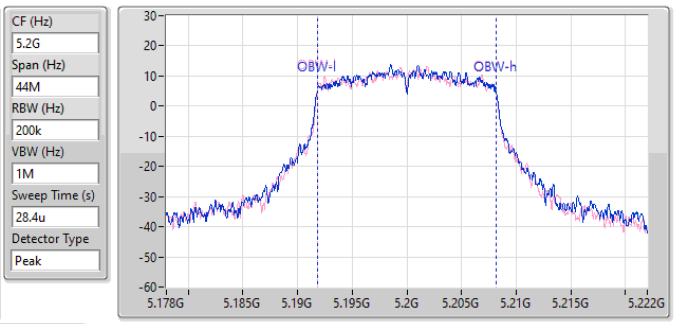

26dB(Hz)	Fl-26dB(Hz)	Fh-26dB(Hz)	OBW(Hz)	Fl-OBW(Hz)	Fh-OBW(Hz)	Limit(Hz)	Port
18.315M	5.190925G	5.20924G	16.294M	5.191842G	5.208136G	Inf	1
18.535M	5.190705G	5.20924G	16.294M	5.191842G	5.208136G	Inf	2

5.15-5.25GHz_802.11a_Nss1,(6Mbps)_2TX **EBW**

5240MHz

21/08/2023

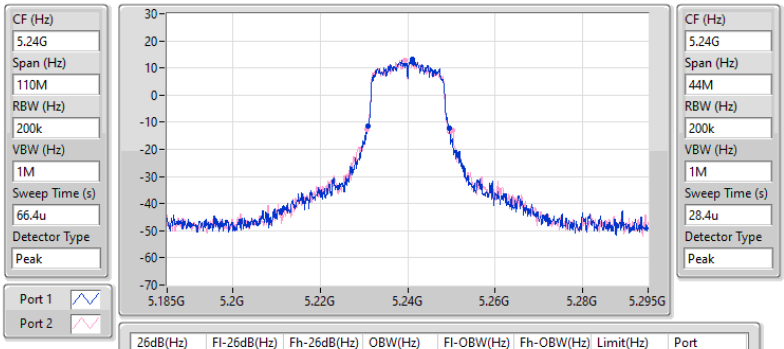

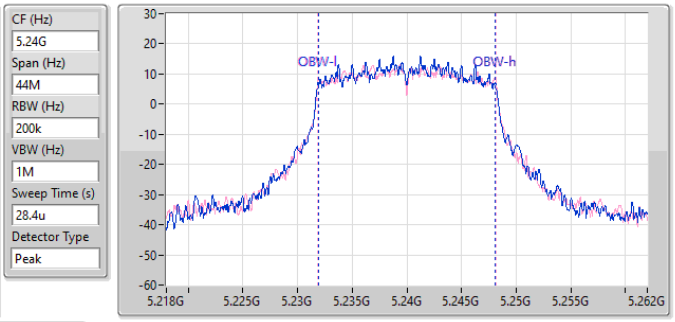

26dB(Hz)	Fl-26dB(Hz)	Fh-26dB(Hz)	OBW(Hz)	Fl-OBW(Hz)	Fh-OBW(Hz)	Limit(Hz)	Port
18.48M	5.23098G	5.24946G	16.228M	5.231886G	5.248114G	Inf	1
19.635M	5.230595G	5.25023G	16.338M	5.231842G	5.24818G	Inf	2

5.25-5.35GHz_802.11a_Nss1,(6Mbps)_2TX **EBW**

5260MHz

21/08/2023

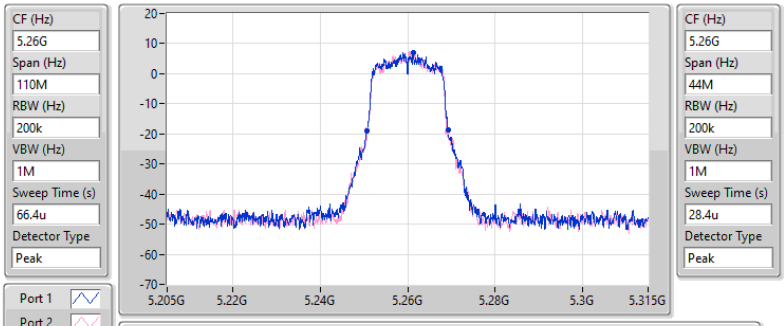

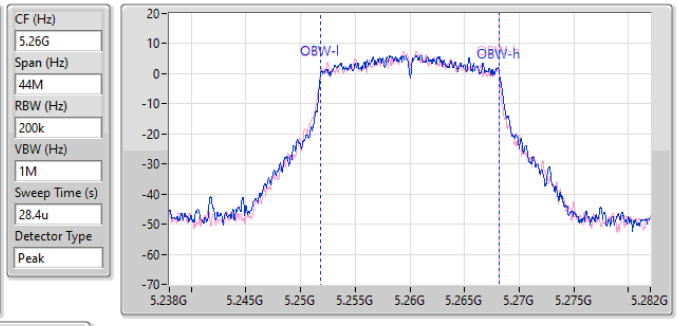

26dB(Hz)	Fl-26dB(Hz)	Fh-26dB(Hz)	OBW(Hz)	Fl-OBW(Hz)	Fh-OBW(Hz)	Limit(Hz)	Port
18.645M	5.250595G	5.26924G	16.338M	5.251864G	5.268202G	Inf	1
18.26M	5.25076G	5.26902G	16.316M	5.25182G	5.268136G	Inf	2

5.25-5.35GHz_802.11a_Nss1,(6Mbps)_2TX **EBW**

5300MHz

21/08/2023

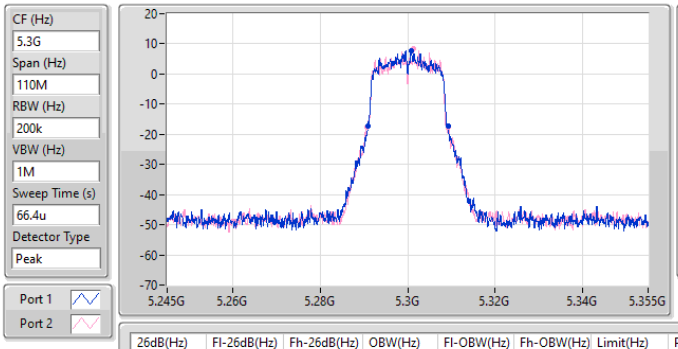

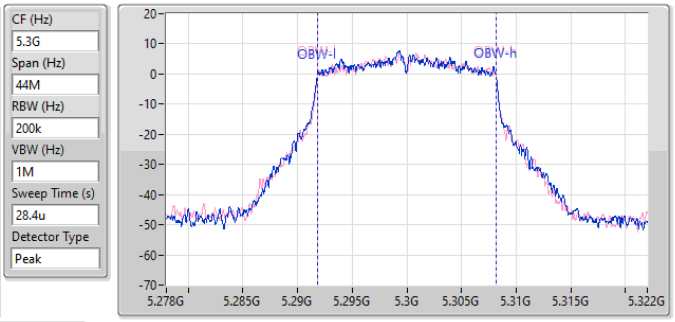

26dB(Hz)	Fl-26dB(Hz)	Fh-26dB(Hz)	OBW(Hz)	Fl-OBW(Hz)	Fh-OBW(Hz)	Limit(Hz)	Port
18.48M	5.29087G	5.30935G	16.316M	5.29182G	5.308136G	Inf	1
18.7M	5.29065G	5.30935G	16.294M	5.291842G	5.308136G	Inf	2

5.25-5.35GHz_802.11a_Nss1,(6Mbps)_2TX **EBW**

5320MHz

21/08/2023

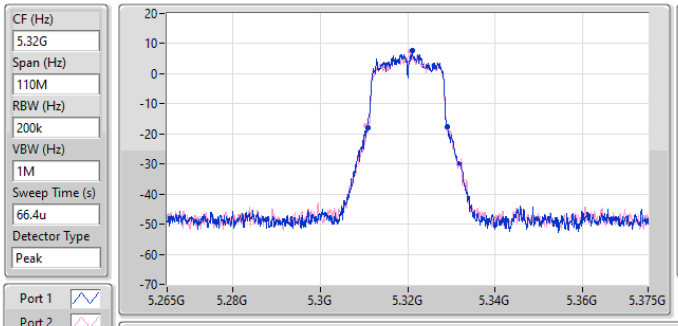

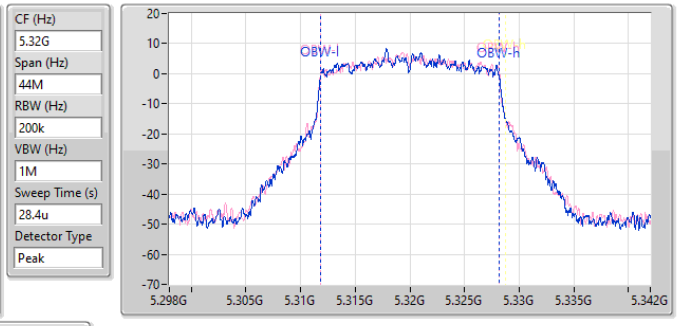

26dB(Hz)	Fl-26dB(Hz)	Fh-26dB(Hz)	OBW(Hz)	Fl-OBW(Hz)	Fh-OBW(Hz)	Limit(Hz)	Port
18.26M	5.31087G	5.32913G	16.272M	5.311864G	5.328136G	Inf	1
18.425M	5.31054G	5.328965G	16.294M	5.311864G	5.328158G	Inf	2

5.47-5.725GHz_802.11a_Nss1,(6Mbps)_2TX **EBW**

5500MHz

21/08/2023

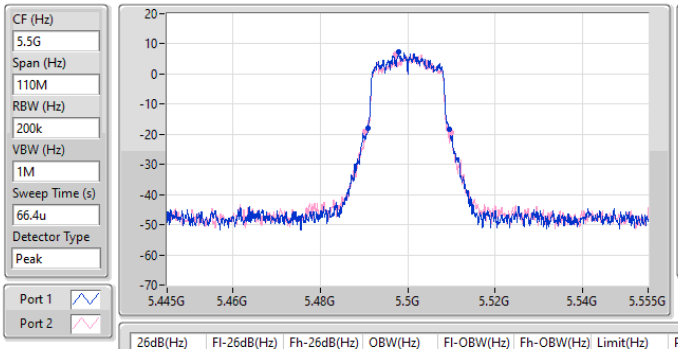

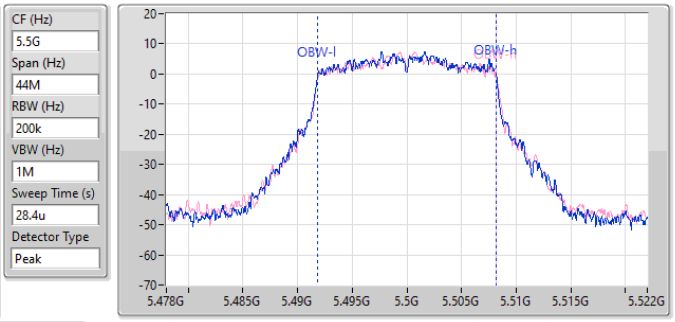

26dB(Hz)	Fl-26dB(Hz)	Fh-26dB(Hz)	OBW(Hz)	Fl-OBW(Hz)	Fh-OBW(Hz)	Limit(Hz)	Port
18.48M	5.49098G	5.50946G	16.294M	5.491864G	5.508158G	Inf	1
19.855M	5.490265G	5.51012G	16.316M	5.491864G	5.50818G	Inf	2

5.47-5.725GHz_802.11a_Nss1,(6Mbps)_2TX **EBW**

5580MHz

21/08/2023

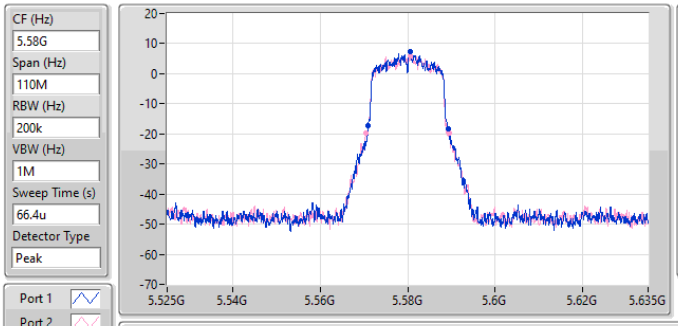

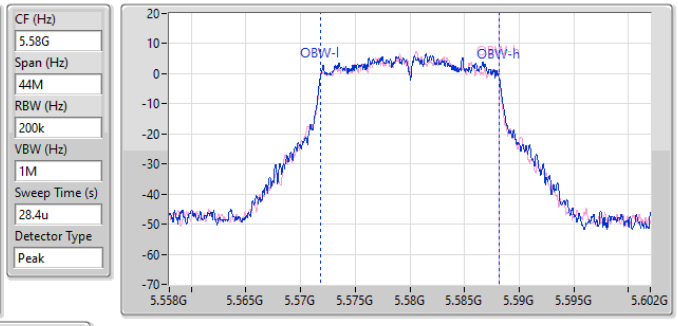

26dB(Hz)	Fl-26dB(Hz)	Fh-26dB(Hz)	OBW(Hz)	Fl-OBW(Hz)	Fh-OBW(Hz)	Limit(Hz)	Port
18.48M	5.570925G	5.589405G	16.316M	5.571842G	5.588158G	Inf	1
18.975M	5.57054G	5.589515G	16.294M	5.571842G	5.588136G	Inf	2

5.47-5.725GHz_802.11a_Nss1,(6Mbps)_2TX **EBW**

5700MHz

21/08/2023

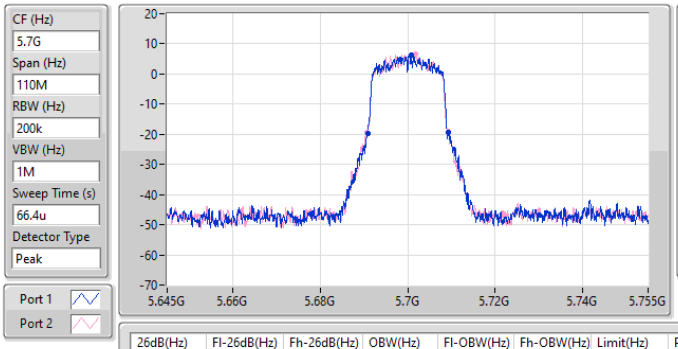

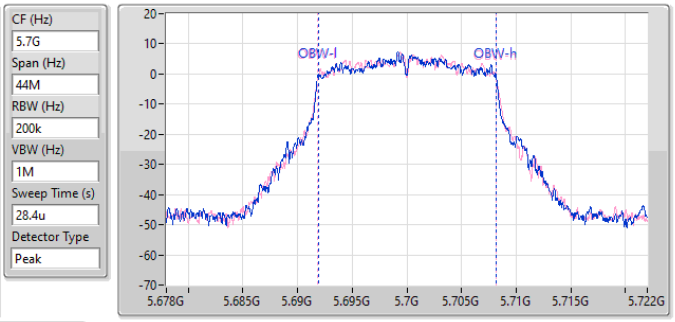

26dB(Hz)	Fl-26dB(Hz)	Fh-26dB(Hz)	OBW(Hz)	Fl-OBW(Hz)	Fh-OBW(Hz)	Limit(Hz)	Port
18.48M	5.69087G	5.70935G	16.272M	5.691886G	5.708158G	Inf	1
18.81M	5.690595G	5.709405G	16.316M	5.691864G	5.70818G	Inf	2

5.725-5.85GHz_802.11a_Nss1,(6Mbps)_2TX **EBW**

5745MHz

21/08/2023

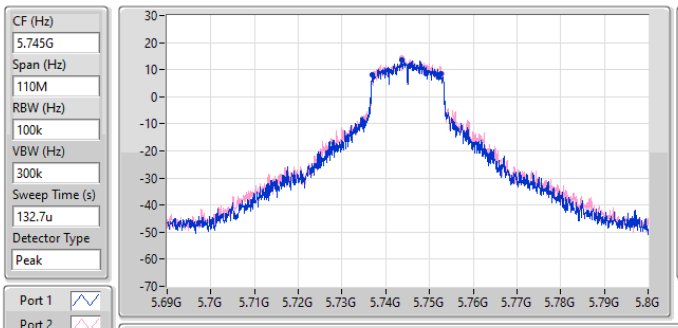

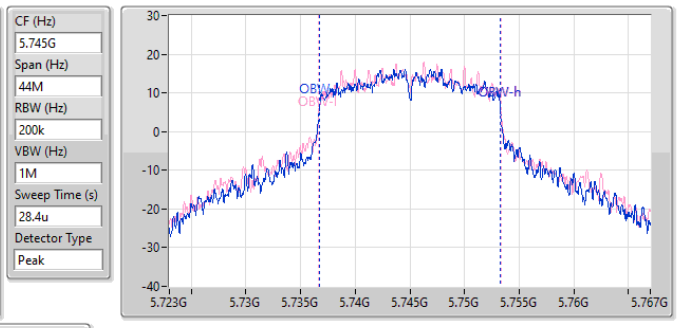

6dB(Hz)	Fl-6dB(Hz)	Fh-6dB(Hz)	OBW(Hz)	Fl-OBW(Hz)	Fh-OBW(Hz)	Limit(Hz)	Port
15.675M	5.73686G	5.752535G	16.602M	5.73671G	5.753312G	500k	1
15.29M	5.737465G	5.752755G	16.734M	5.7366G	5.753334G	500k	2

5.725-5.85GHz_802.11a_Nss1,(6Mbps)_2TX **EBW**

5745MHz

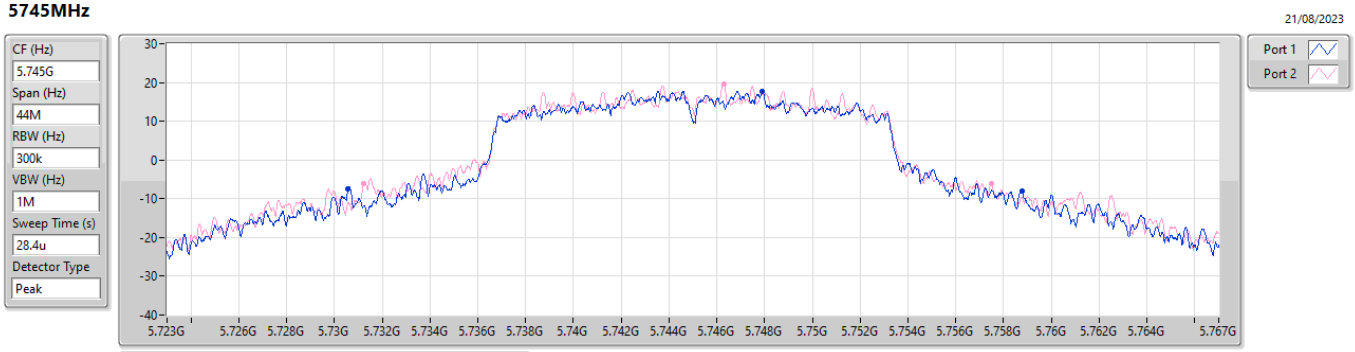

26dB(Hz)	Fl-26dB(Hz)	Fh-26dB(Hz)	Limit(Hz)	Port
28.204M	5.730568G	5.758772G	Inf	1
26.29M	5.731206G	5.757496G	Inf	2

5.725-5.85GHz_802.11a_Nss1,(6Mbps)_2TX **EBW**

5785MHz

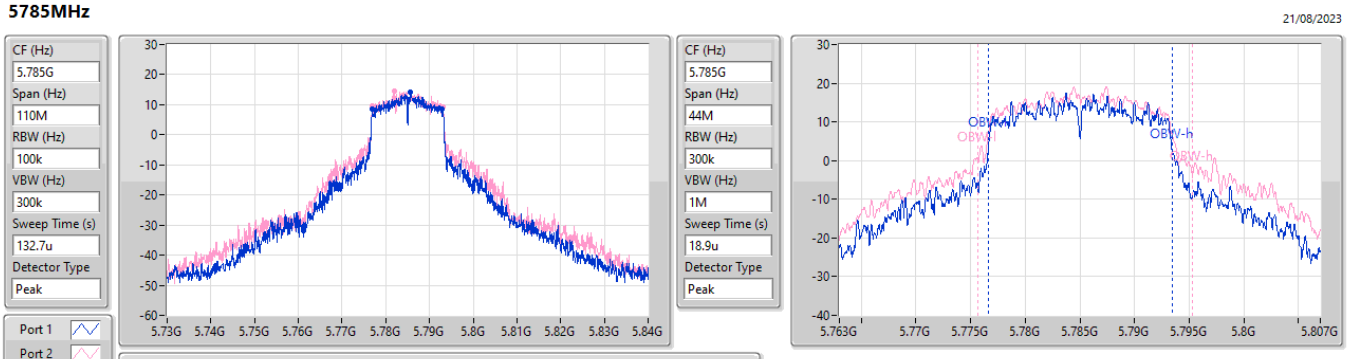

6dB(Hz)	Fl-6dB(Hz)	Fh-6dB(Hz)	OBW(Hz)	Fl-OBW(Hz)	Fh-OBW(Hz)	Limit(Hz)	Port
15.895M	5.77686G	5.792755G	16.8M	5.776666G	5.793466G	500k	1
16.28M	5.77686G	5.79314G	19.636M	5.775655G	5.795291G	500k	2

5.725-5.85GHz_802.11a_Nss1,(6Mbps)_2TX **EBW**

5785MHz

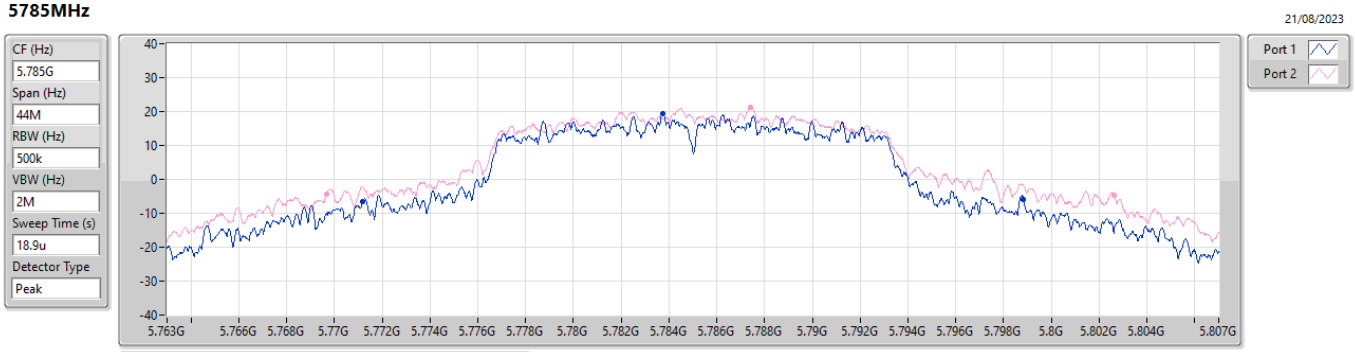

26dB(Hz)	Fl-26dB(Hz)	Fh-26dB(Hz)	Limit(Hz)	Port
27.654M	5.771184G	5.798838G	Inf	1
32.956M	5.769666G	5.802622G	Inf	2

5.725-5.85GHz_802.11a_Nss1,(6Mbps)_2TX **EBW**

5825MHz

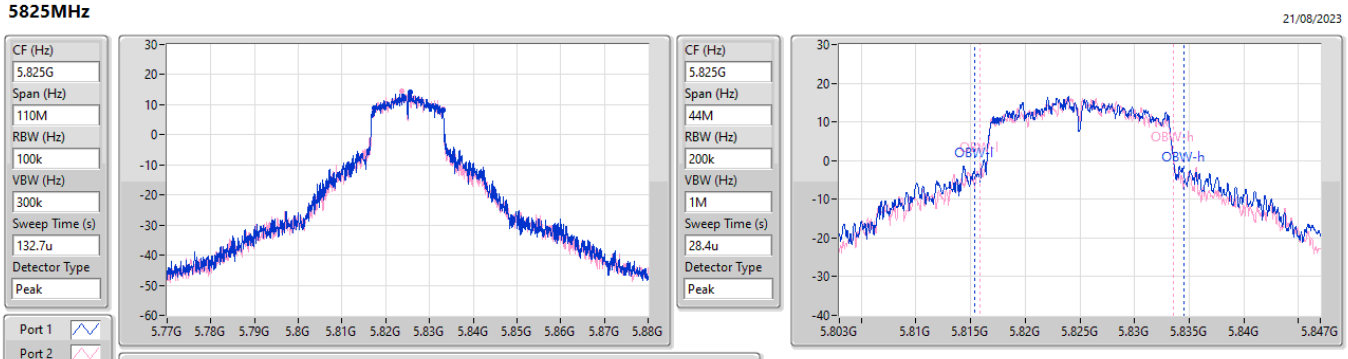

6dB(Hz)	Fl-6dB(Hz)	Fh-6dB(Hz)	OBW(Hz)	Fl-OBW(Hz)	Fh-OBW(Hz)	Limit(Hz)	Port
15.675M	5.817465G	5.83314G	19.152M	5.815413G	5.834565G	500k	1
15.675M	5.817465G	5.83314G	17.657M	5.815897G	5.833554G	500k	2

5.725-5.85GHz_802.11a_Nss1,(6Mbps)_2TX **EBW**

5825MHz

21/08/2023

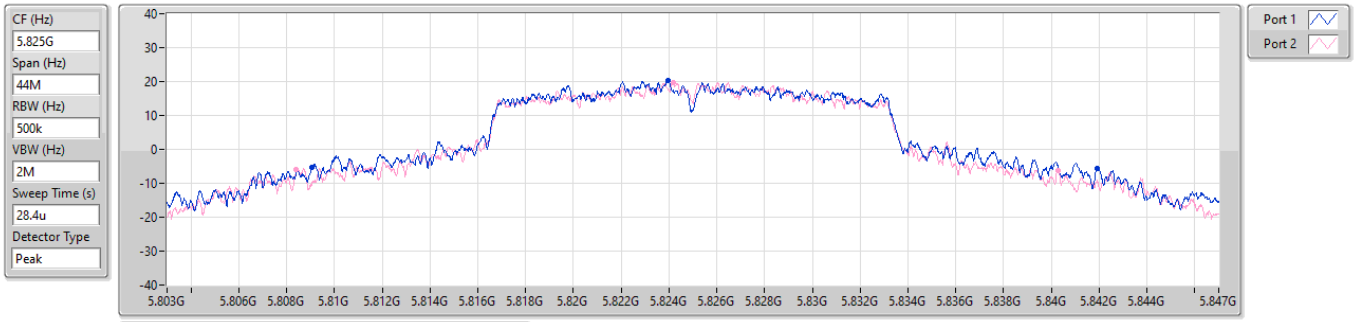

26dB(Hz)	Fl-26dB(Hz)	Fh-26dB(Hz)	Limit(Hz)	Port
32.868M	5.80905G	5.841918G	Inf	1
31.878M	5.808412G	5.84029G	Inf	2

5.15-5.25GHz_802.11ax HEW20_Nss1,(MCS0)_2TX **EBW**

5180MHz

21/08/2023

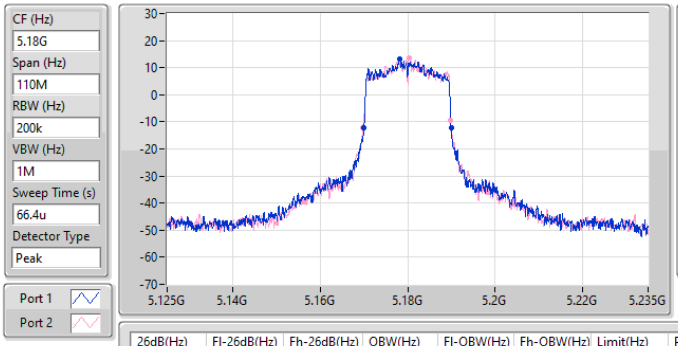

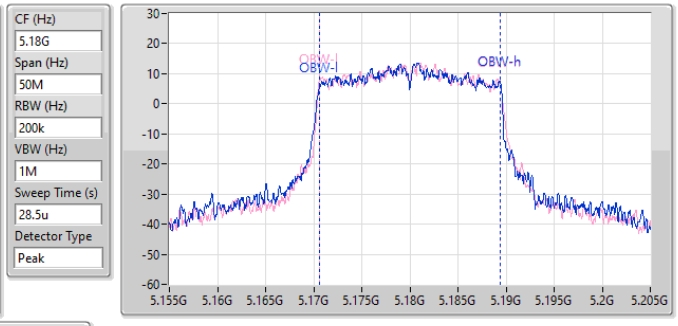

26dB(Hz)	Fl-26dB(Hz)	Fh-26dB(Hz)	OBW(Hz)	Fl-OBW(Hz)	Fh-OBW(Hz)	Limit(Hz)	Port
20.02M	5.16999G	5.19001G	18.816M	5.17058G	5.189395G	Inf	1
20.075M	5.169715G	5.18979G	18.866M	5.17058G	5.189445G	Inf	2

5.15-5.25GHz_802.11ax HEW20_Nss1,(MCS0)_2TX **EBW**

5200MHz

21/08/2023

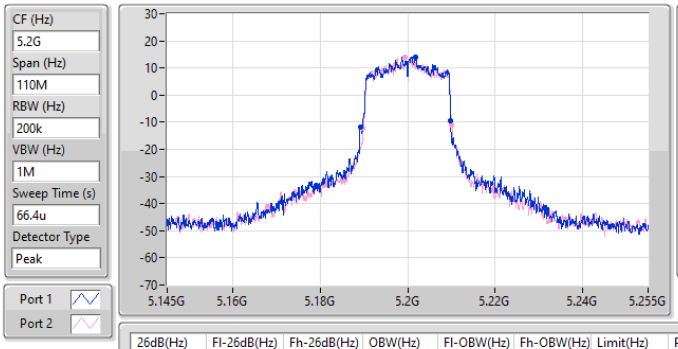

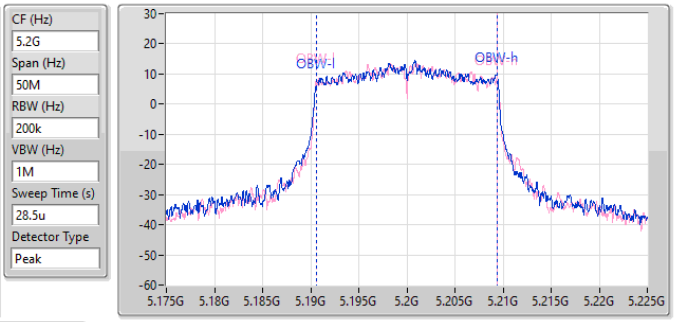

26dB(Hz)	Fl-26dB(Hz)	Fh-26dB(Hz)	OBW(Hz)	Fl-OBW(Hz)	Fh-OBW(Hz)	Limit(Hz)	Port
20.68M	5.189165G	5.209845G	18.816M	5.19063G	5.209445G	Inf	1
20.295M	5.189825G	5.21012G	18.866M	5.19058G	5.209445G	Inf	2

5.15-5.25GHz_802.11ax HEW20_Nss1,(MCS0)_2TX **EBW**

5240MHz

21/08/2023

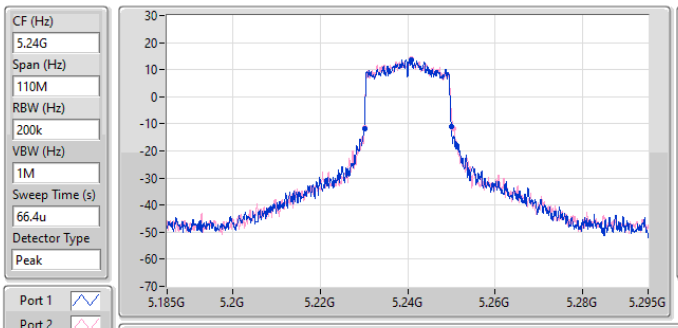

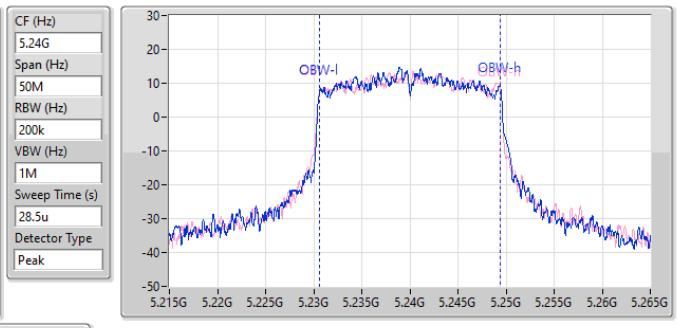

26dB(Hz)	Fl-26dB(Hz)	Fh-26dB(Hz)	OBW(Hz)	Fl-OBW(Hz)	Fh-OBW(Hz)	Limit(Hz)	Port
19.965M	5.2301G	5.250065G	18.816M	5.23063G	5.249445G	Inf	1
20.515M	5.2301G	5.250615G	18.791M	5.230605G	5.249395G	Inf	2

5.25-5.35GHz_802.11ax HEW20_Nss1,(MCS0)_2TX **EBW**

5260MHz

21/08/2023

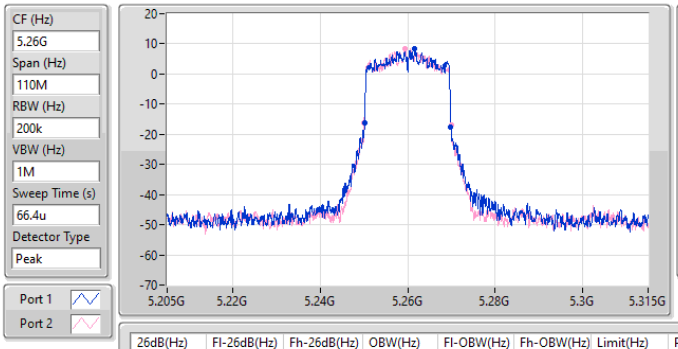

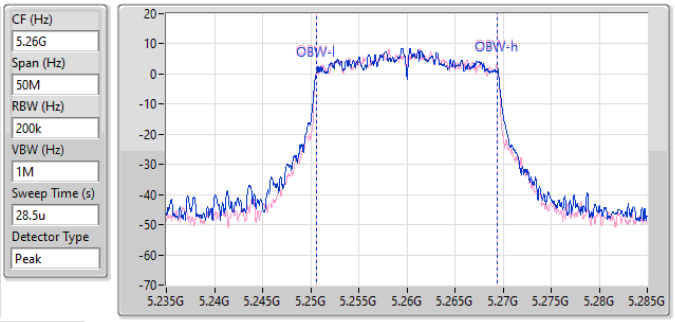

26dB(Hz)	Fl-26dB(Hz)	Fh-26dB(Hz)	OBW(Hz)	Fl-OBW(Hz)	Fh-OBW(Hz)	Limit(Hz)	Port
19.745M	5.250155G	5.2699G	18.816M	5.25063G	5.269445G	Inf	1
19.965M	5.24999G	5.269955G	18.791M	5.25063G	5.26942G	Inf	2

5.25-5.35GHz_802.11ax HEW20_Nss1,(MCS0)_2TX **EBW**

5300MHz

21/08/2023

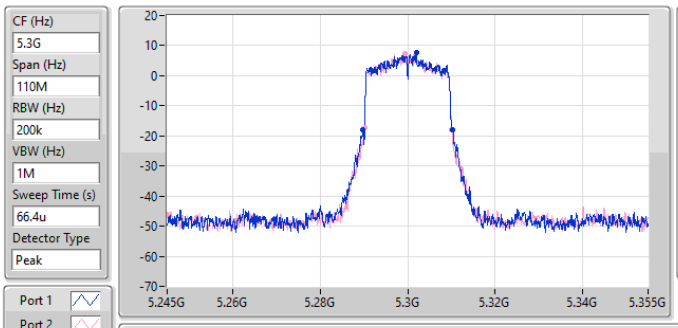

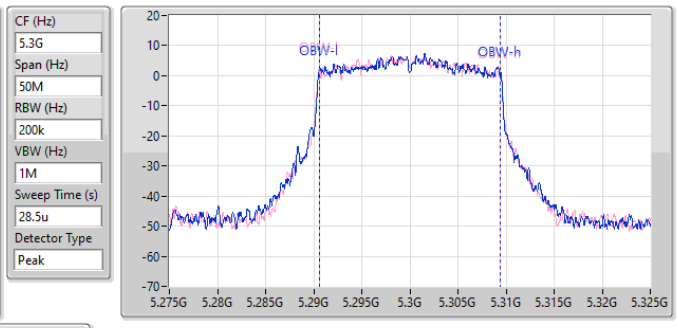

26dB(Hz)	Fl-26dB(Hz)	Fh-26dB(Hz)	OBW(Hz)	Fl-OBW(Hz)	Fh-OBW(Hz)	Limit(Hz)	Port
20.68M	5.289715G	5.310395G	18.866M	5.290555G	5.30942G	Inf	1
20.02M	5.2901G	5.31012G	18.866M	5.290555G	5.30942G	Inf	2

5.25-5.35GHz_802.11ax HEW20_Nss1,(MCS0)_2TX **EBW**

5320MHz

21/08/2023

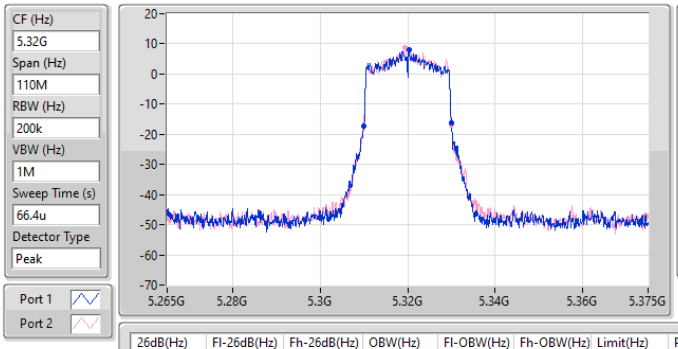

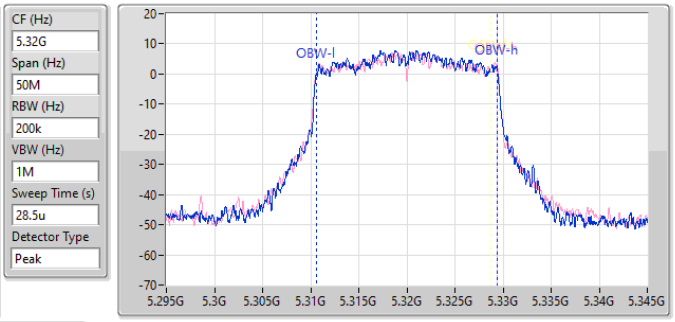

26dB(Hz)	Fl-26dB(Hz)	Fh-26dB(Hz)	OBW(Hz)	Fl-OBW(Hz)	Fh-OBW(Hz)	Limit(Hz)	Port
20.075M	5.30999G	5.330065G	18.716M	5.310655G	5.32937G	Inf	1
20.075M	5.309935G	5.33001G	18.816M	5.31063G	5.329445G	Inf	2

5.47-5.725GHz_802.11ax HEW20_Nss1,(MCS0)_2TX **EBW**

5500MHz

21/08/2023

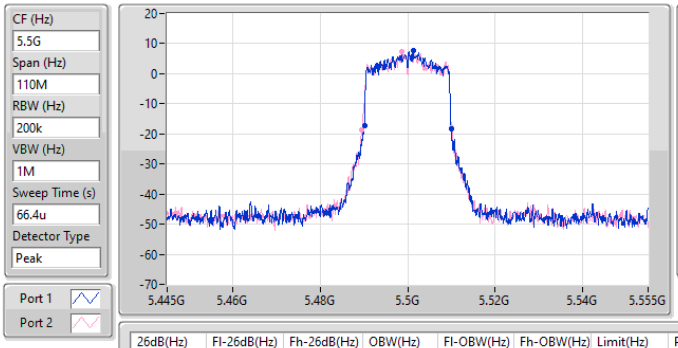

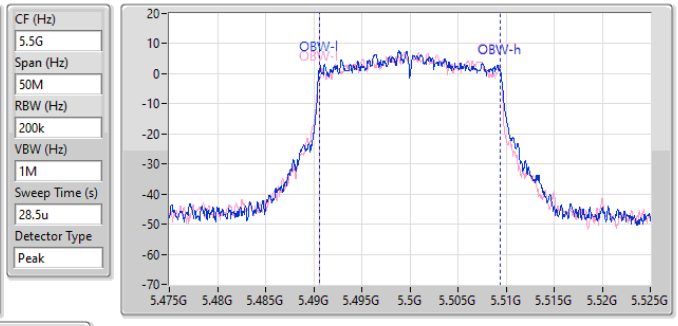

26dB(Hz)	Fl-26dB(Hz)	Fh-26dB(Hz)	OBW(Hz)	Fl-OBW(Hz)	Fh-OBW(Hz)	Limit(Hz)	Port
19.855M	5.4901G	5.509955G	18.841M	5.49058G	5.50942G	Inf	1
20.57M	5.48955G	5.51012G	18.741M	5.49063G	5.50937G	Inf	2

5.47-5.725GHz_802.11ax HEW20_Nss1,(MCS0)_2TX **EBW**

5580MHz

21/08/2023

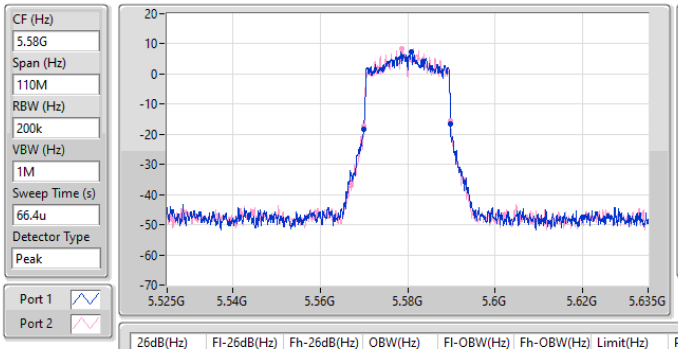

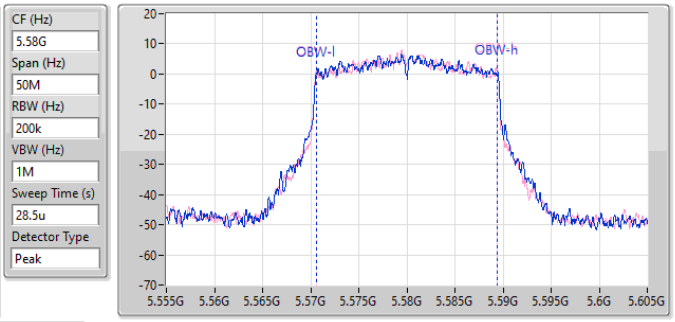

26dB(Hz)	Fl-26dB(Hz)	Fh-26dB(Hz)	OBW(Hz)	Fl-OBW(Hz)	Fh-OBW(Hz)	Limit(Hz)	Port
19.855M	5.569935G	5.58979G	18.841M	5.570605G	5.589445G	Inf	1
19.8M	5.570045G	5.589845G	18.841M	5.57058G	5.58942G	Inf	2

5.47-5.725GHz_802.11ax HEW20_Nss1,(MCS0)_2TX **EBW**

5700MHz

21/08/2023

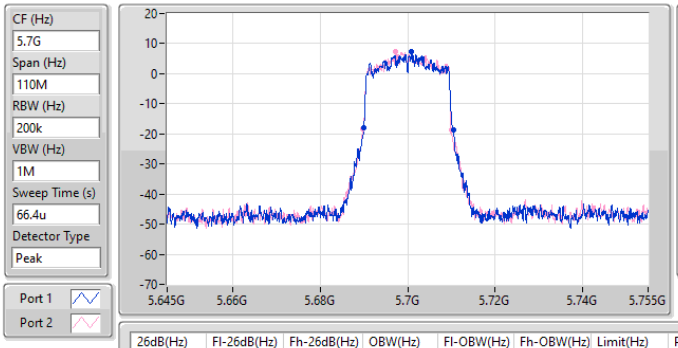

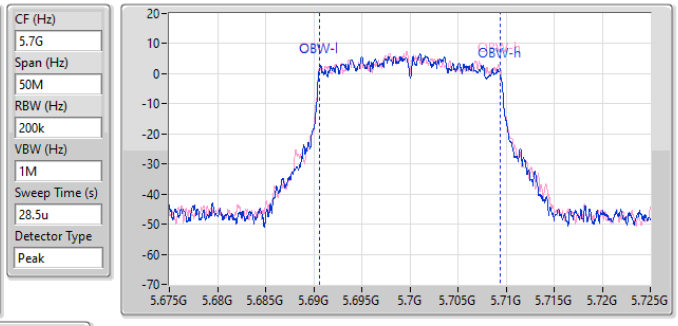

26dB(Hz)	Fl-26dB(Hz)	Fh-26dB(Hz)	OBW(Hz)	Fl-OBW(Hz)	Fh-OBW(Hz)	Limit(Hz)	Port
20.57M	5.68999G	5.71056G	18.816M	5.69058G	5.709395G	Inf	1
20.24M	5.689825G	5.710065G	18.866M	5.690555G	5.70942G	Inf	2

5.725-5.85GHz_802.11ax HEW20_Nss1,(MCS0)_2TX **EBW**

5745MHz

21/08/2023

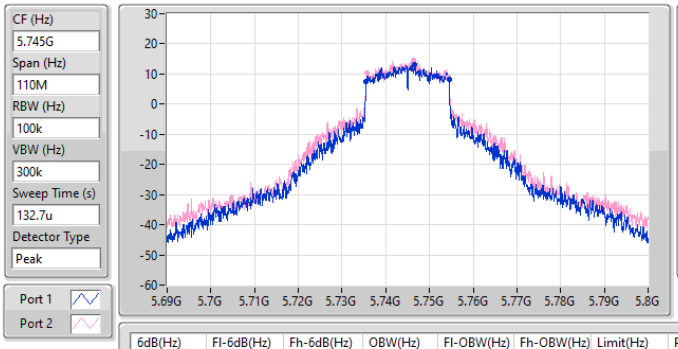

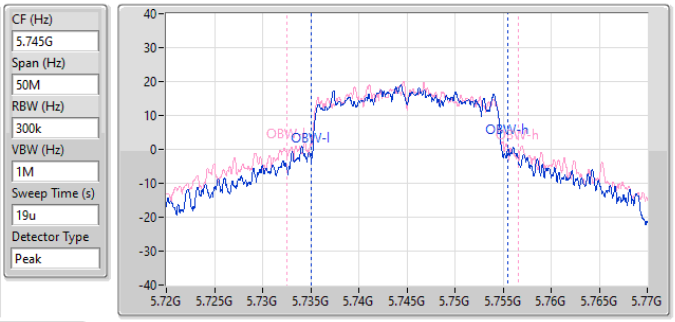

6dB(Hz)	Fl-6dB(Hz)	Fh-6dB(Hz)	OBW(Hz)	Fl-OBW(Hz)	Fh-OBW(Hz)	Limit(Hz)	Port
19.03M	5.735485G	5.754515G	20.415M	5.73503G	5.755445G	500k	1
18.645M	5.735705G	5.75435G	24.038M	5.732506G	5.756544G	500k	2

5.725-5.85GHz_802.11ax HEW20_Nss1,(MCS0)_2TX **EBW**

5745MHz

21/08/2023

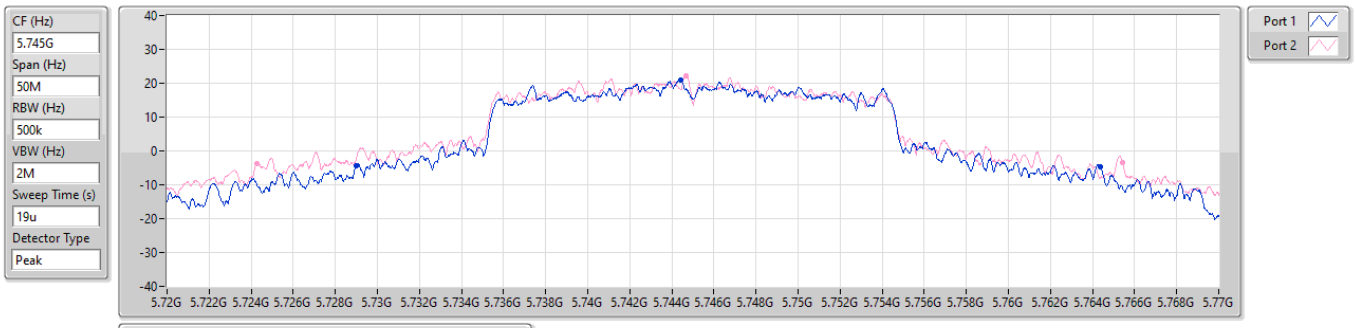

26dB(Hz)	Fl-26dB(Hz)	Fh-26dB(Hz)	Limit(Hz)	Port
35.4M	5.728975G	5.764375G	Inf	1
41.2M	5.72425G	5.76545G	Inf	2

5.725-5.85GHz_802.11ax HEW20_Nss1,(MCS0)_2TX **EBW**

5785MHz

21/08/2023

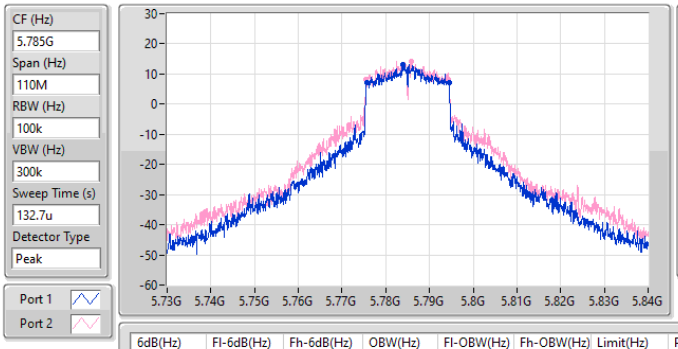

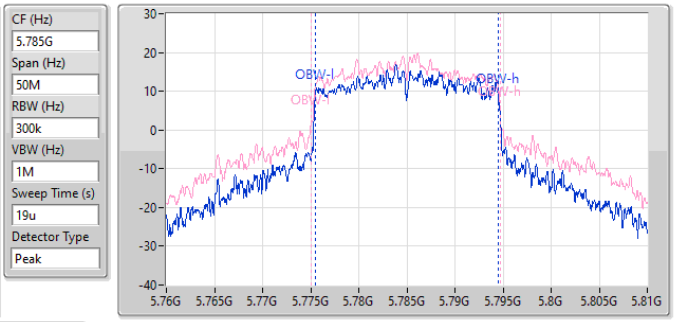

6dB(Hz)	Fl-6dB(Hz)	Fh-6dB(Hz)	OBW(Hz)	Fl-OBW(Hz)	Fh-OBW(Hz)	Limit(Hz)	Port
18.865M	5.775595G	5.79446G	19.065M	5.77548G	5.794545G	500k	1
18.865M	5.77554G	5.794405G	19.59M	5.775105G	5.794695G	500k	2

5.725-5.85GHz_802.11ax HEW20_Nss1,(MCS0)_2TX **EBW**

5785MHz

21/08/2023

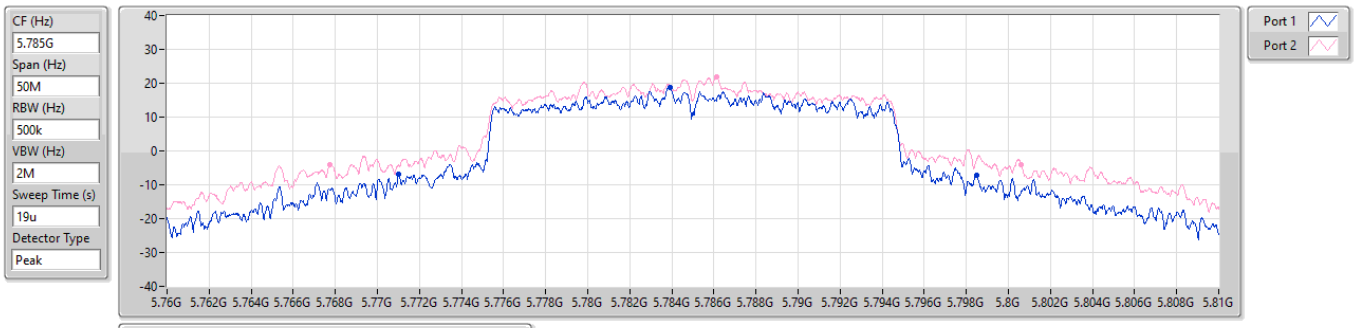

26dB(Hz)	Fl-26dB(Hz)	Fh-26dB(Hz)	Limit(Hz)	Port
27.475M	5.771025G	5.7985G	Inf	1
32.875M	5.76775G	5.800625G	Inf	2

5.725-5.85GHz_802.11ax HEW20_Nss1,(MCS0)_2TX **EBW**

5825MHz

21/08/2023

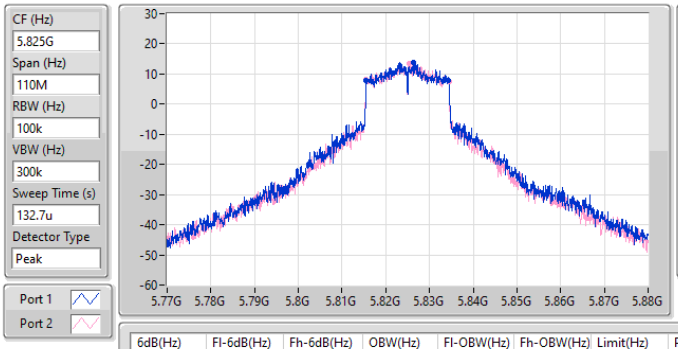

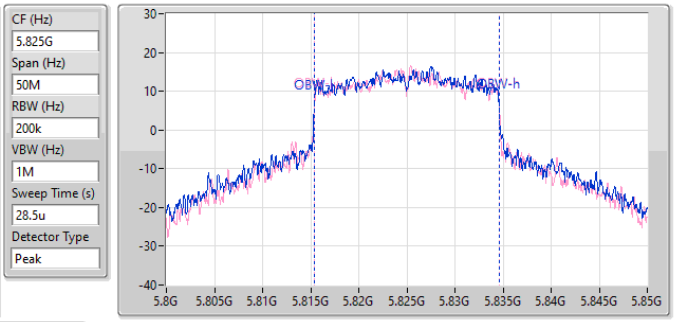

6dB(Hz)	Fl-6dB(Hz)	Fh-6dB(Hz)	OBW(Hz)	Fl-OBW(Hz)	Fh-OBW(Hz)	Limit(Hz)	Port
18.81M	5.81554G	5.83435G	19.19M	5.81538G	5.83457G	500k	1
18.92M	5.81554G	5.83446G	19.165M	5.81543G	5.834595G	500k	2

5.725-5.85GHz_802.11ax HEW20_Nss1,(MCS0)_2TX **EBW**

5825MHz

21/08/2023

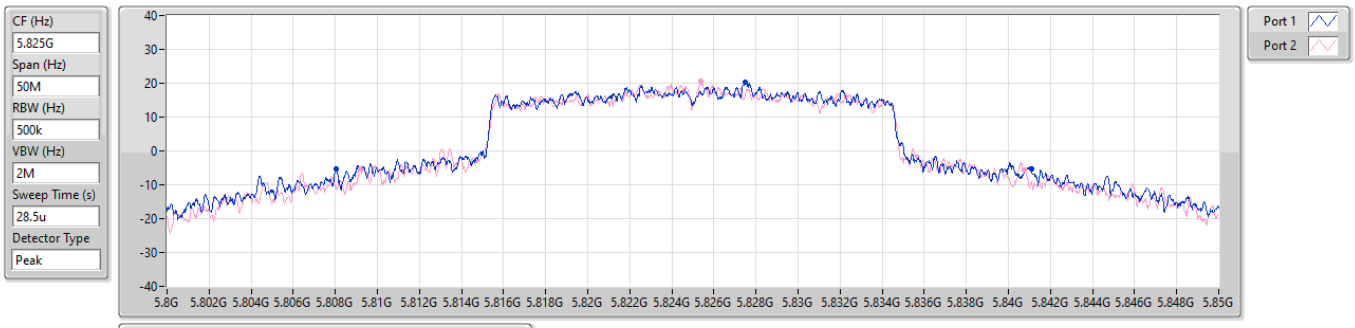

26dB(Hz)	Fl-26dB(Hz)	Fh-26dB(Hz)	Limit(Hz)	Port
33.075M	5.808025G	5.8411G	Inf	1
31.6M	5.809175G	5.840775G	Inf	2

5.15-5.25GHz_802.11ax HEW40_Nss1,(MCS0)_2TX **EBW**

5190MHz

21/08/2023

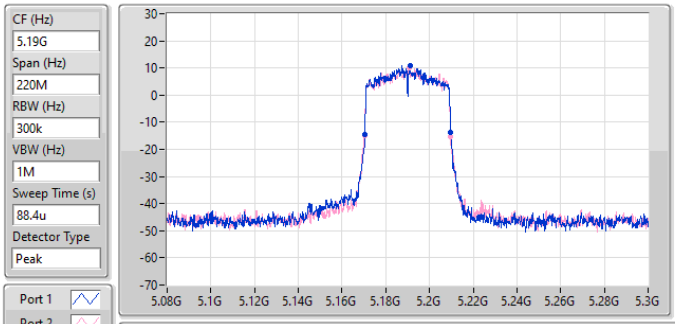

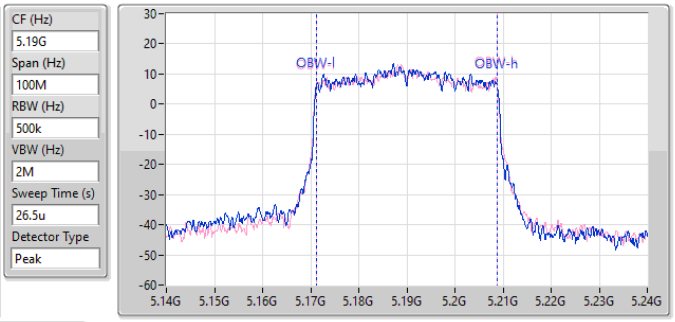

26dB(Hz)	Fl-26dB(Hz)	Fh-26dB(Hz)	OBW(Hz)	Fl-OBW(Hz)	Fh-OBW(Hz)	Limit(Hz)	Port
39.27M	5.17042G	5.20969G	37.481M	5.171259G	5.208741G	Inf	1
39.38M	5.1702G	5.20958G	37.581M	5.171159G	5.208741G	Inf	2

5.15-5.25GHz_802.11ax HEW40_Nss1,(MCS0)_2TX **EBW**

5230MHz

21/08/2023

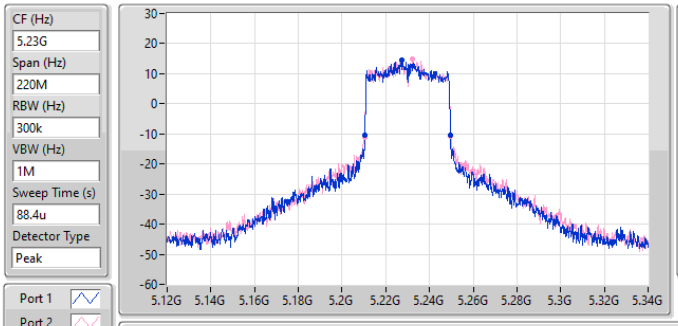

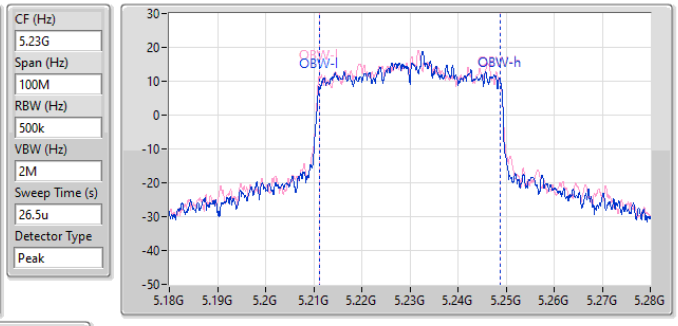

26dB(Hz)	Fl-26dB(Hz)	Fh-26dB(Hz)	OBW(Hz)	Fl-OBW(Hz)	Fh-OBW(Hz)	Limit(Hz)	Port
38.94M	5.21053G	5.24947G	37.581M	5.211259G	5.248841G	Inf	1
39.49M	5.21031G	5.2498G	37.681M	5.211109G	5.248791G	Inf	2

5.25-5.35GHz_802.11ax HEW40_Nss1,(MCS0)_2TX **EBW**

5270MHz

21/08/2023

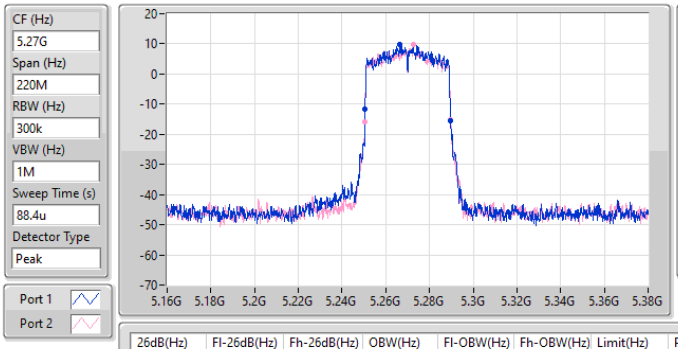

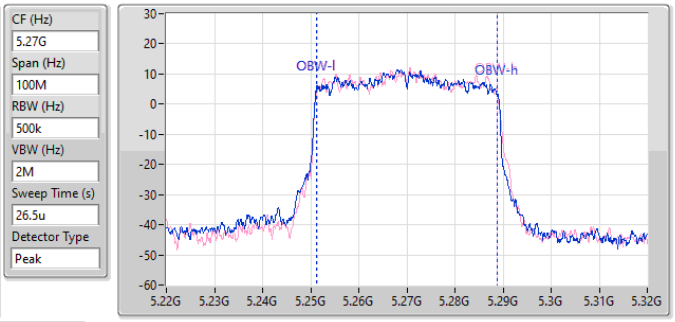

26dB(Hz)	Fl-26dB(Hz)	Fh-26dB(Hz)	OBW(Hz)	Fl-OBW(Hz)	Fh-OBW(Hz)	Limit(Hz)	Port
38.83M	5.25064G	5.28947G	37.581M	5.251209G	5.288791G	Inf	1
39.16M	5.25053G	5.28969G	37.281M	5.251409G	5.288691G	Inf	2

5.25-5.35GHz_802.11ax HEW40_Nss1,(MCS0)_2TX **EBW**

5310MHz

21/08/2023

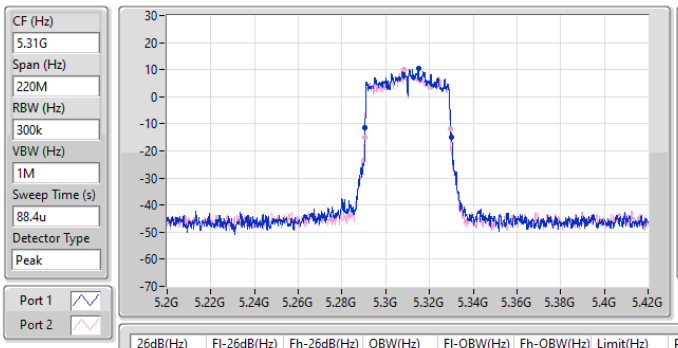

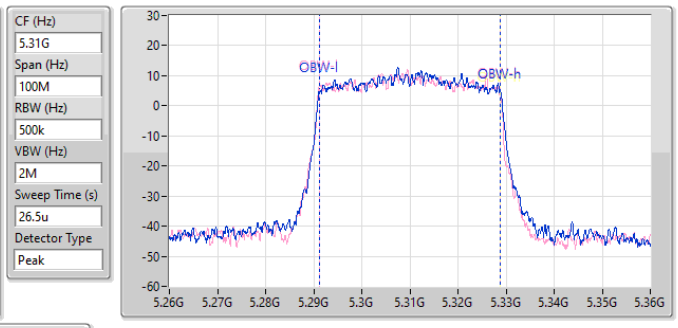

26dB(Hz)	Fl-26dB(Hz)	Fh-26dB(Hz)	OBW(Hz)	Fl-OBW(Hz)	Fh-OBW(Hz)	Limit(Hz)	Port
39.6M	5.29064G	5.33024G	37.581M	5.291209G	5.328791G	Inf	1
38.94M	5.29042G	5.32936G	37.581M	5.291109G	5.328691G	Inf	2

5.47-5.725GHz_802.11ax HEW40_Nss1,(MCS0)_2TX **EBW**

5510MHz

21/08/2023

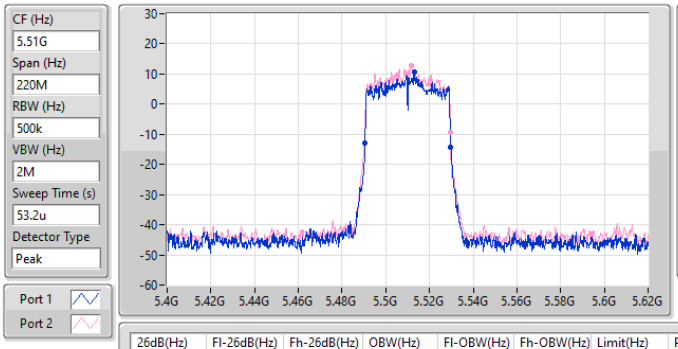

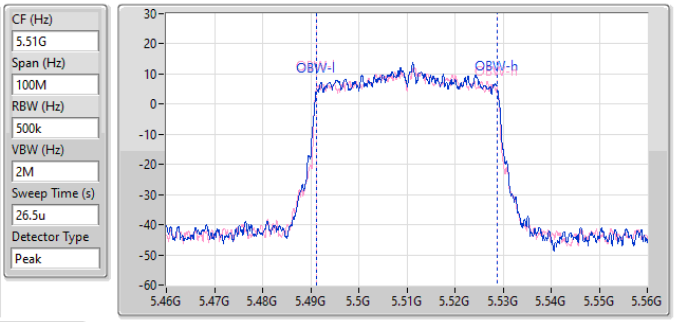

26dB(Hz)	Fl-26dB(Hz)	Fh-26dB(Hz)	OBW(Hz)	Fl-OBW(Hz)	Fh-OBW(Hz)	Limit(Hz)	Port
39.27M	5.49053G	5.5298G	37.531M	5.491259G	5.528791G	Inf	1
39.38M	5.4902G	5.52958G	37.531M	5.491209G	5.528741G	Inf	2

5.47-5.725GHz_802.11ax HEW40_Nss1,(MCS0)_2TX **EBW**

5550MHz

21/08/2023

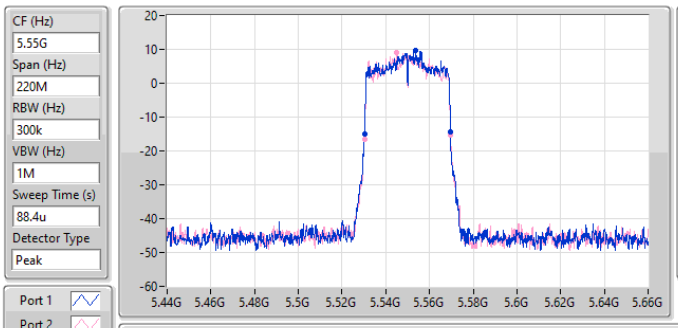

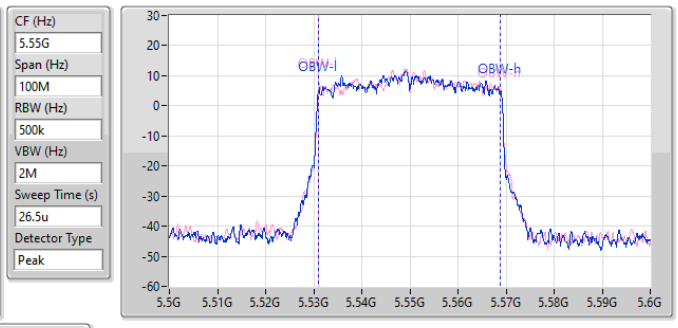

26dB(Hz)	Fl-26dB(Hz)	Fh-26dB(Hz)	OBW(Hz)	Fl-OBW(Hz)	Fh-OBW(Hz)	Limit(Hz)	Port
39.27M	5.53031G	5.56958G	37.781M	5.531059G	5.568841G	Inf	1
39.38M	5.5302G	5.56958G	37.781M	5.531059G	5.568841G	Inf	2

5.47-5.725GHz_802.11ax HEW40_Nss1,(MCS0)_2TX **EBW**

5670MHz

21/08/2023

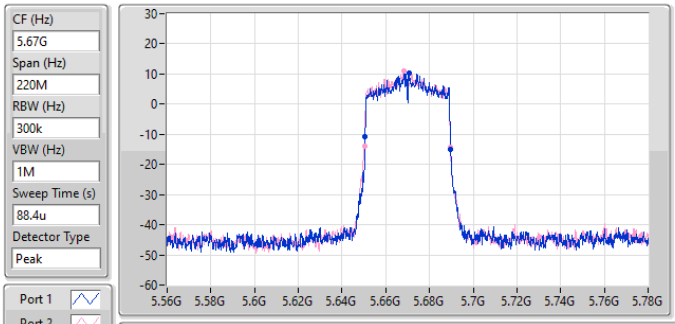

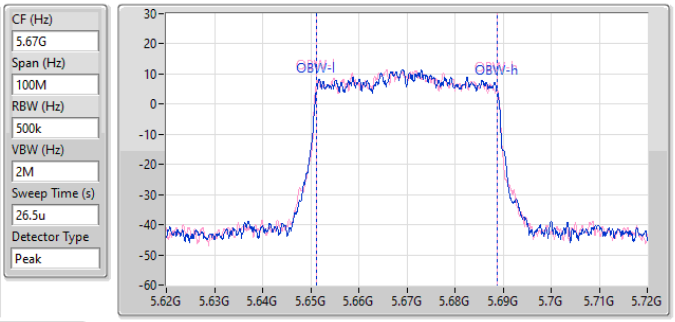

26dB(Hz)	Fl-26dB(Hz)	Fh-26dB(Hz)	OBW(Hz)	Fl-OBW(Hz)	Fh-OBW(Hz)	Limit(Hz)	Port
39.05M	5.65064G	5.68969G	37.531M	5.651259G	5.688791G	Inf	1
39.38M	5.6502G	5.68958G	37.681M	5.651159G	5.688841G	Inf	2

5.725-5.85GHz_802.11ax HEW40_Nss1,(MCS0)_2TX **EBW**

5755MHz

21/08/2023

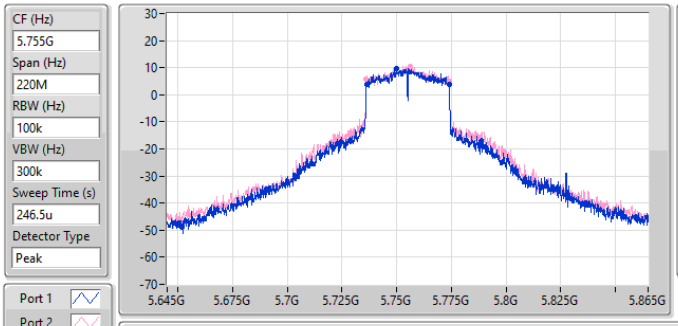

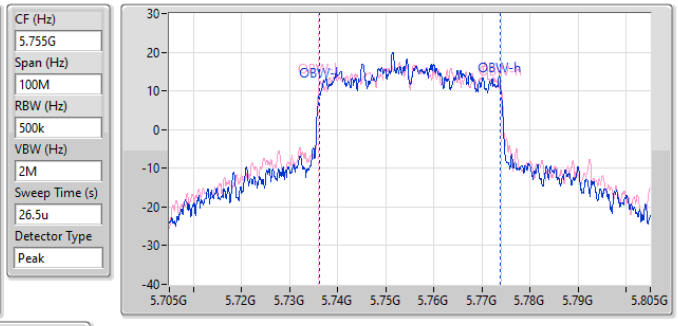

6dB(Hz)	Fl-6dB(Hz)	Fh-6dB(Hz)	OBW(Hz)	Fl-OBW(Hz)	Fh-OBW(Hz)	Limit(Hz)	Port
37.84M	5.73619G	5.77403G	37.681M	5.736209G	5.773891G	500k	1
38.06M	5.73597G	5.77403G	38.081M	5.736009G	5.77409G	500k	2

5.725-5.85GHz_802.11ax HEW40_Nss1,(MCS0)_2TX **EBW**

5755MHz

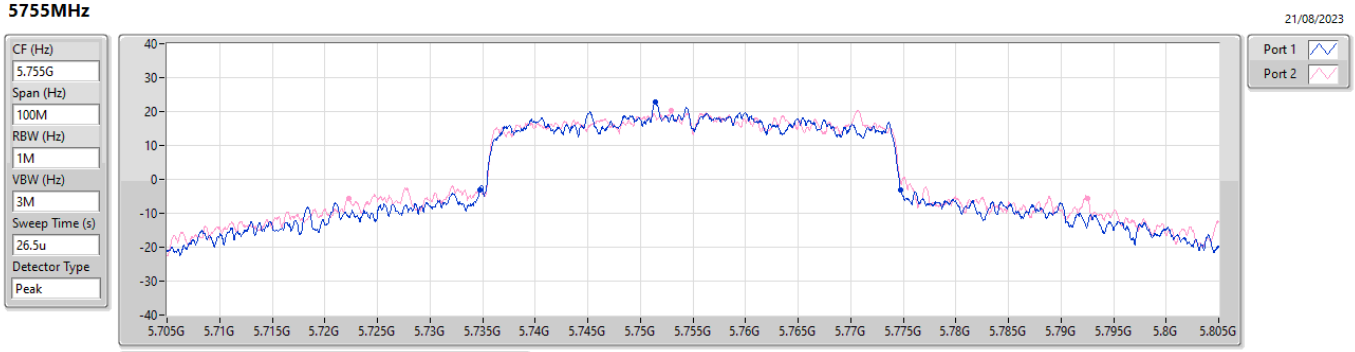

26dB(Hz)	Fl-26dB(Hz)	Fh-26dB(Hz)	Limit(Hz)	Port
40M	5.7347G	5.7747G	Inf	1
70.3M	5.72225G	5.79255G	Inf	2

5.725-5.85GHz_802.11ax HEW40_Nss1,(MCS0)_2TX **EBW**

5795MHz

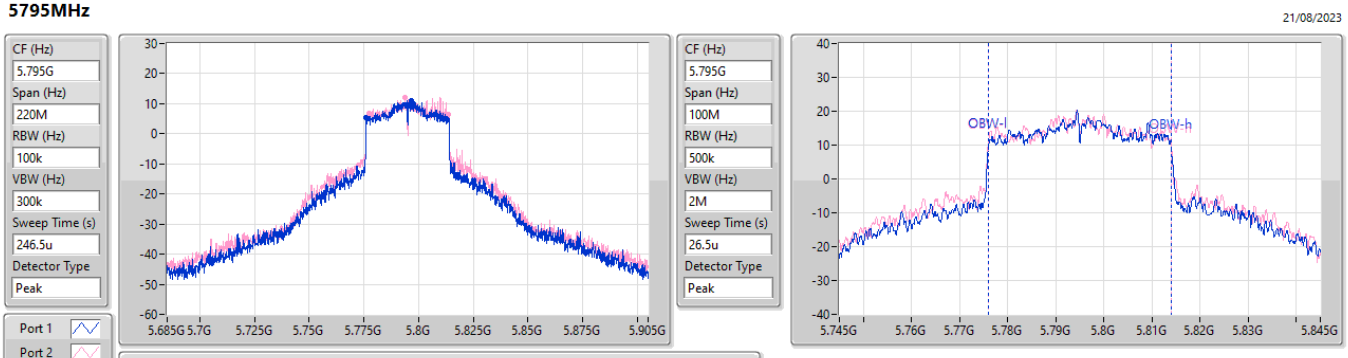

6dB(Hz)	Fl-6dB(Hz)	Fh-6dB(Hz)	OBW(Hz)	Fl-OBW(Hz)	Fh-OBW(Hz)	Limit(Hz)	Port
36.74M	5.77608G	5.81282G	37.881M	5.776059G	5.813941G	500k	1
36.52M	5.77718G	5.8137G	38.181M	5.77591G	5.81409G	500k	2

5.725-5.85GHz_802.11ax HEW40_Nss1,(MCS0)_2TX **EBW**

5795MHz

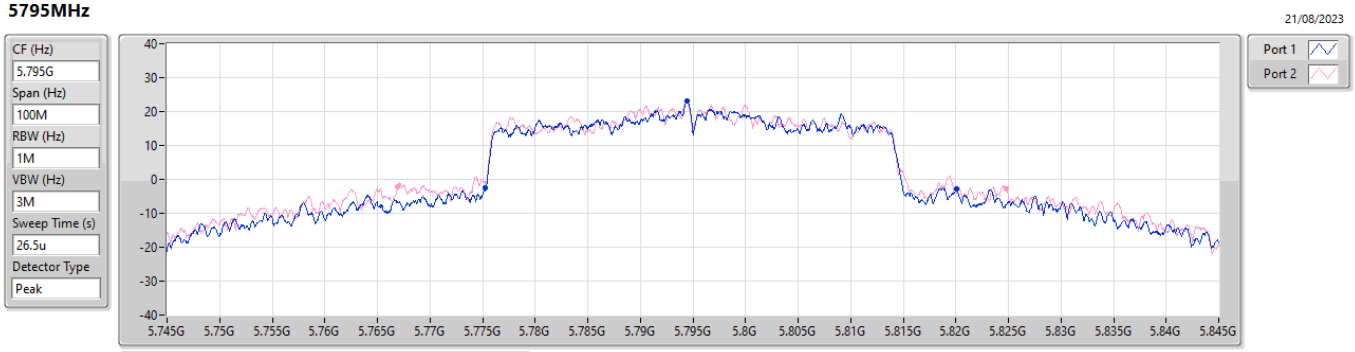

26dB(Hz)	Fl-26dB(Hz)	Fh-26dB(Hz)	Limit(Hz)	Port
44.75M	5.7753G	5.82005G	Inf	1
57.8M	5.76695G	5.82475G	Inf	2

5.15-5.25GHz_802.11ax HEW80_Nss1,(MCS0)_2TX **EBW**

5210MHz

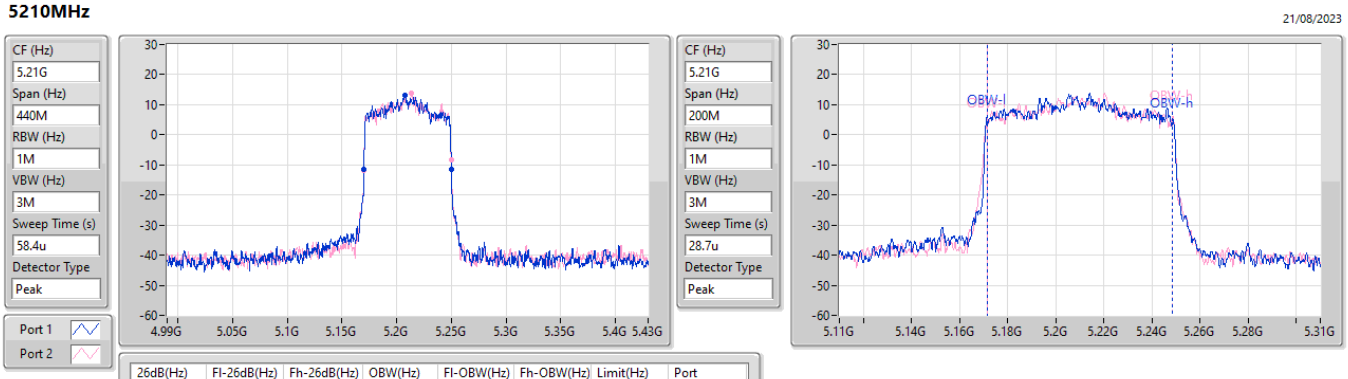

26dB(Hz)	Fl-26dB(Hz)	Fh-26dB(Hz)	OBW(Hz)	Fl-OBW(Hz)	Fh-OBW(Hz)	Limit(Hz)	Port
80.08M	5.16996G	5.25004G	76.762M	5.171619G	5.248381G	Inf	1
79.86M	5.16996G	5.24982G	76.862M	5.171719G	5.248581G	Inf	2

5.25-5.35GHz_802.11ax HEW80_Nss1,(MCS0)_2TX **EBW**

5290MHz

21/08/2023

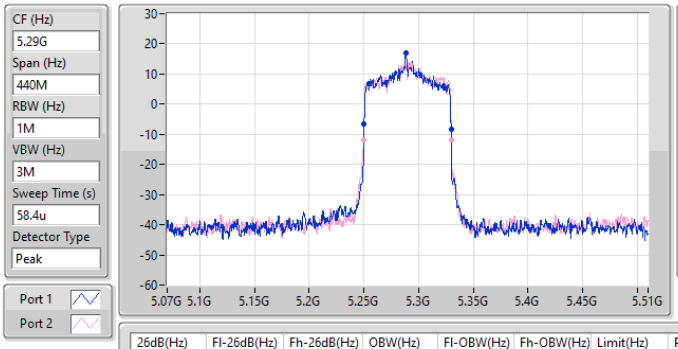

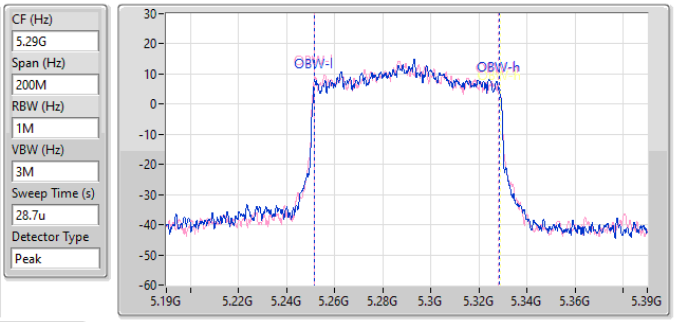

26dB(Hz)	Fl-26dB(Hz)	Fh-26dB(Hz)	OBW(Hz)	Fl-OBW(Hz)	Fh-OBW(Hz)	Limit(Hz)	Port
79.64M	5.25018G	5.32982G	76.562M	5.251719G	5.328281G	Inf	1
80.3M	5.24974G	5.33004G	76.762M	5.251419G	5.328181G	Inf	2

5.47-5.725GHz_802.11ax HEW80_Nss1,(MCS0)_2TX **EBW**

5530MHz

21/08/2023

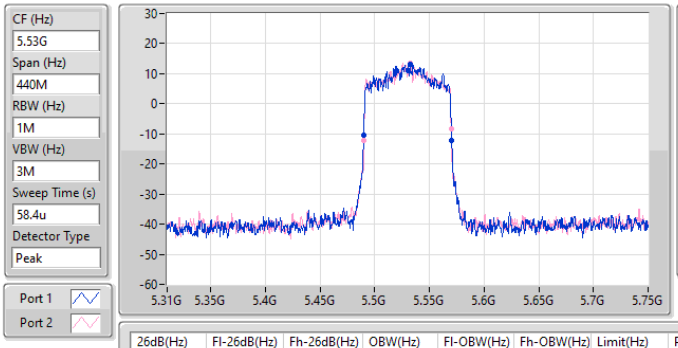

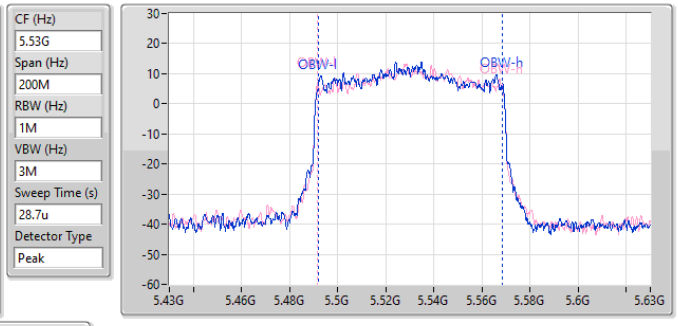

26dB(Hz)	Fl-26dB(Hz)	Fh-26dB(Hz)	OBW(Hz)	Fl-OBW(Hz)	Fh-OBW(Hz)	Limit(Hz)	Port
80.52M	5.48974G	5.57026G	76.762M	5.491819G	5.568581G	Inf	1
79.86M	5.48996G	5.56982G	76.762M	5.491619G	5.568381G	Inf	2

5.47-5.725GHz_802.11ax HEW80_Nss1,(MCS0)_2TX **EBW**

5610MHz

21/08/2023

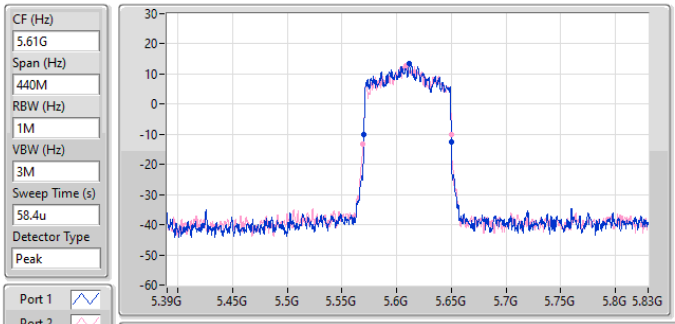

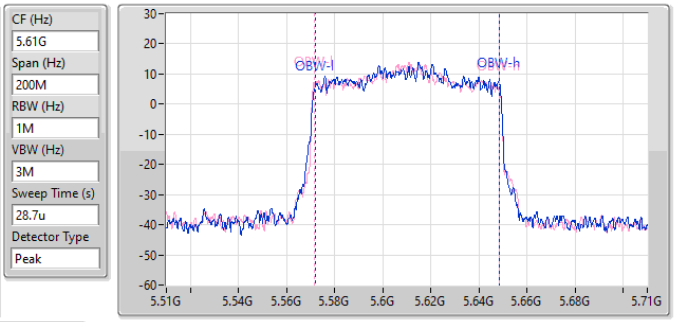

26dB(Hz)	Fl-26dB(Hz)	Fh-26dB(Hz)	OBW(Hz)	Fl-OBW(Hz)	Fh-OBW(Hz)	Limit(Hz)	Port
80.08M	5.56996G	5.65004G	76.662M	5.571819G	5.648481G	Inf	1
80.74M	5.5693G	5.65004G	76.862M	5.571419G	5.648281G	Inf	2

5.725-5.85GHz_802.11ax HEW80_Nss1,(MCS0)_2TX **EBW**

5775MHz

21/08/2023

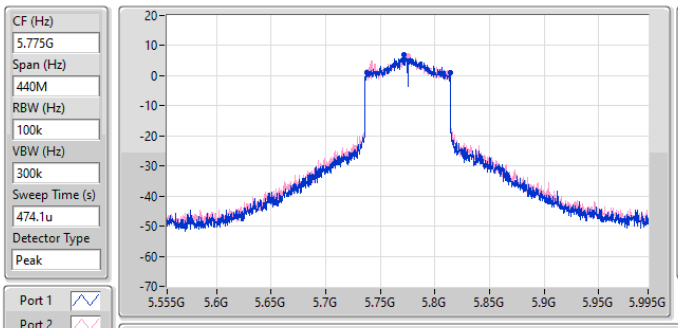

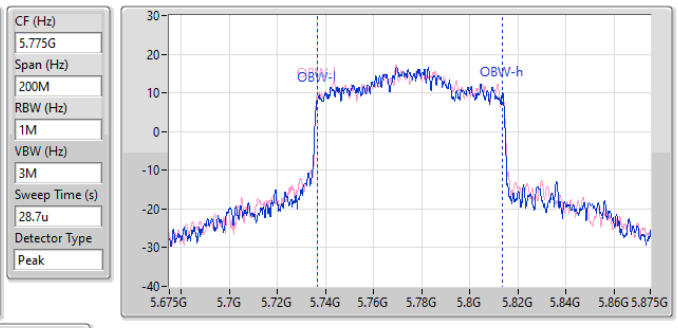

6dB(Hz)	Fl-6dB(Hz)	Fh-6dB(Hz)	OBW(Hz)	Fl-OBW(Hz)	Fh-OBW(Hz)	Limit(Hz)	Port
76.34M	5.7376G	5.81394G	76.862M	5.736719G	5.813581G	500k	1
74.58M	5.73738G	5.81196G	77.161M	5.736519G	5.813681G	500k	2

5.725-5.85GHz_802.11ax HEW80_Nss1,(MCS0)_2TX **EBW**

5775MHz

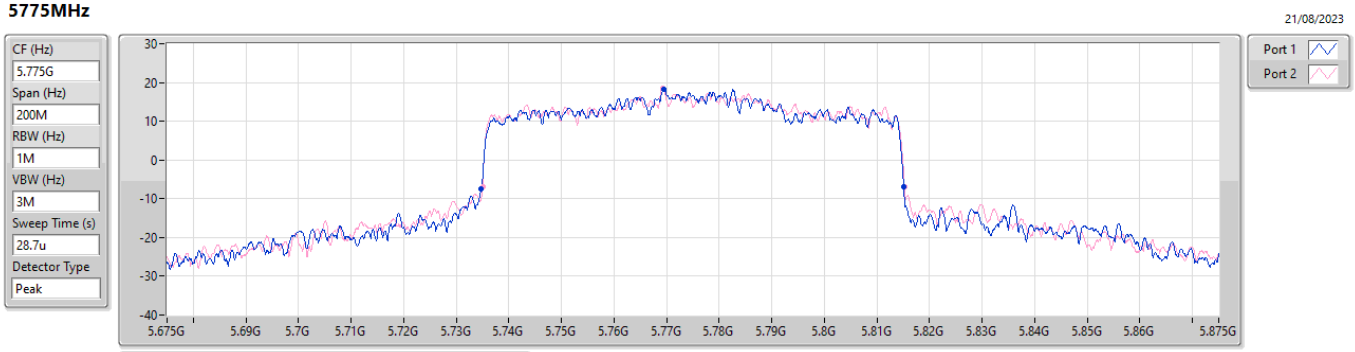

26dB(Hz)	Fl-26dB(Hz)	Fh-26dB(Hz)	Limit(Hz)	Port
80.4M	5.7347G	5.8151G	Inf	1
80.3M	5.735G	5.8153G	Inf	2

5.15-5.25GHz_802.11ax HEW160_Nss1,(MCS0)_2TX **EBW**

5250MHz Straddle 5.15-5.25GHz

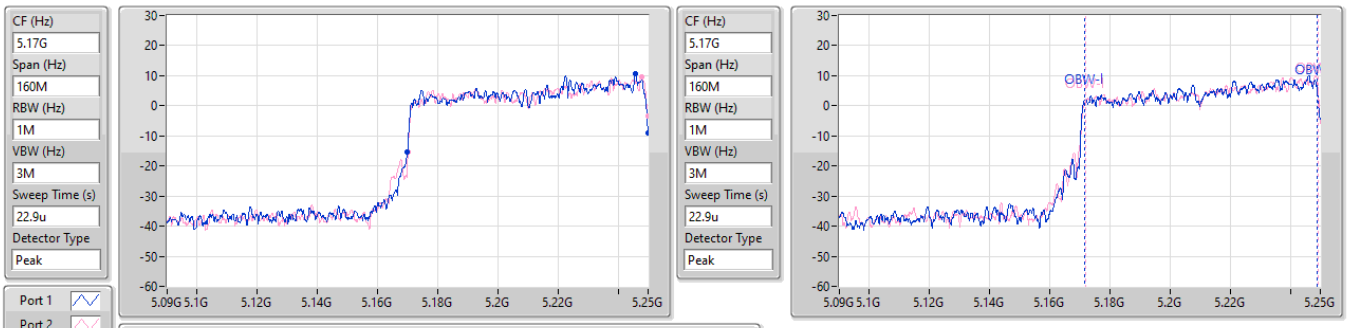

26dB(Hz)	Fl-26dB(Hz)	Fh-26dB(Hz)	OBW(Hz)	Fl-OBW(Hz)	Fh-OBW(Hz)	Limit(Hz)	Port
80.16M	5.16984G	5.25G	77.321M	5.171599G	5.248921G	Inf	1
79.92M	5.17008G	5.25G	77.401M	5.171759G	5.24916G	Inf	2

5.25-5.35GHz_802.11ax HEW160_Nss1,(MCS0)_2TX **EBW**

5250MHz Straddle 5.25-5.35GHz

21/08/2023

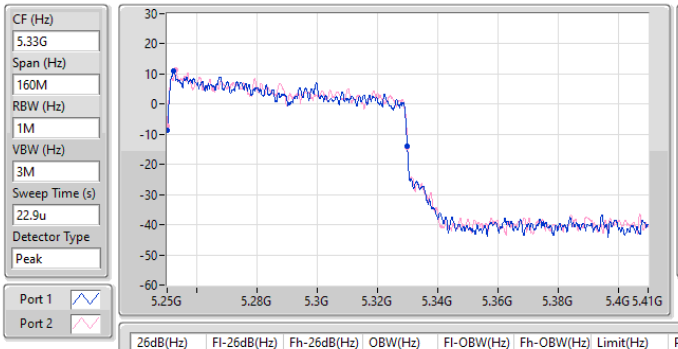

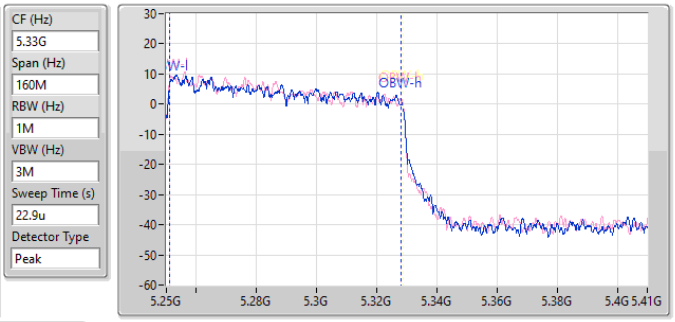

26dB(Hz)	Fl-26dB(Hz)	Fh-26dB(Hz)	OBW(Hz)	Fl-OBW(Hz)	Fh-OBW(Hz)	Limit(Hz)	Port
79.84M	5.25G	5.32984G	77.081M	5.251G	5.328081G	Inf	1
79.92M	5.25G	5.32992G	77.241M	5.25092G	5.328161G	Inf	2

5.47-5.725GHz_802.11ax HEW160_Nss1,(MCS0)_2TX **EBW**

5570MHz

21/08/2023

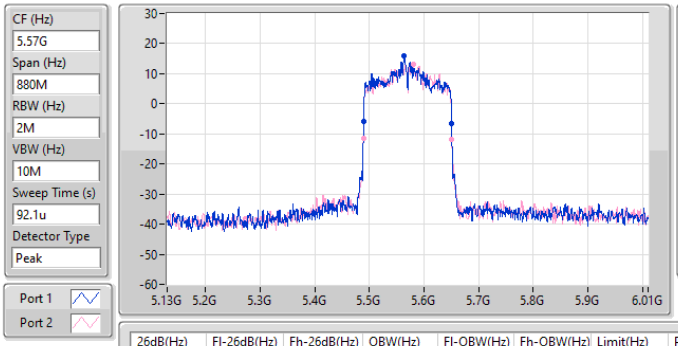

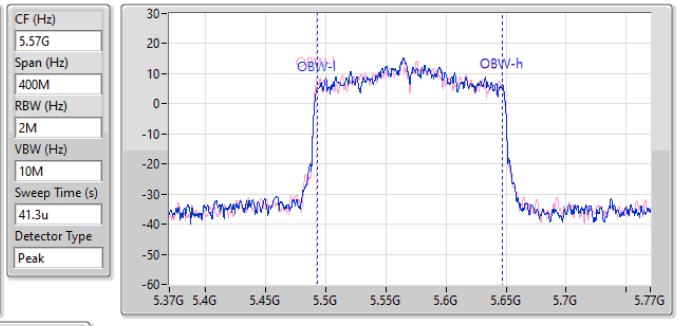

26dB(Hz)	Fl-26dB(Hz)	Fh-26dB(Hz)	OBW(Hz)	Fl-OBW(Hz)	Fh-OBW(Hz)	Limit(Hz)	Port
161.04M	5.48948G	5.65052G	154.123M	5.493038G	5.647161G	Inf	1
161.92M	5.48904G	5.65096G	154.923M	5.492039G	5.646962G	Inf	2

5.15-5.25GHz_802.11ax HEW20-BF_Nss1,(MCS0)_2TX **EBW**

5180MHz

08/09/2023

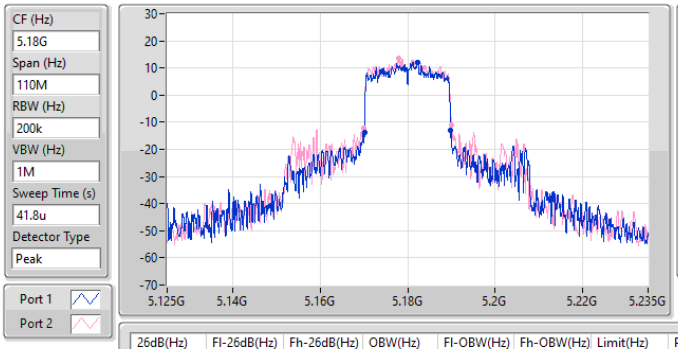

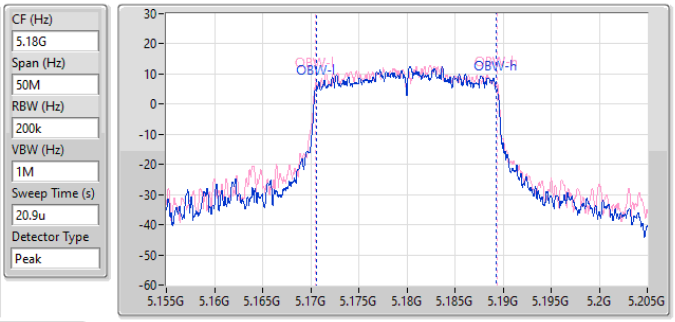

26dB(Hz)	Fl-26dB(Hz)	Fh-26dB(Hz)	OBW(Hz)	Fl-OBW(Hz)	Fh-OBW(Hz)	Limit(Hz)	Port
19.635M	5.170155G	5.18979G	18.768M	5.170572G	5.189339G	Inf	1
19.965M	5.170045G	5.19001G	18.887M	5.170513G	5.1894G	Inf	2

5.15-5.25GHz_802.11ax HEW20-BF_Nss1,(MCS0)_2TX **EBW**

5200MHz

08/09/2023

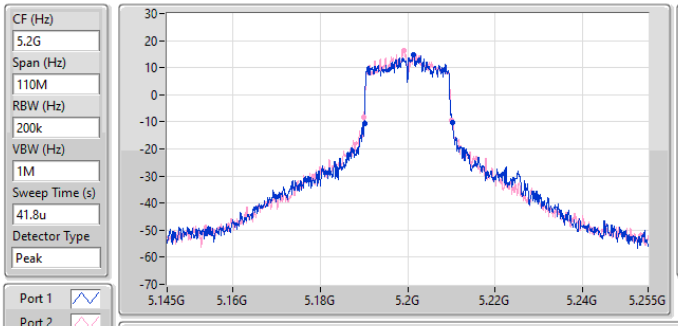

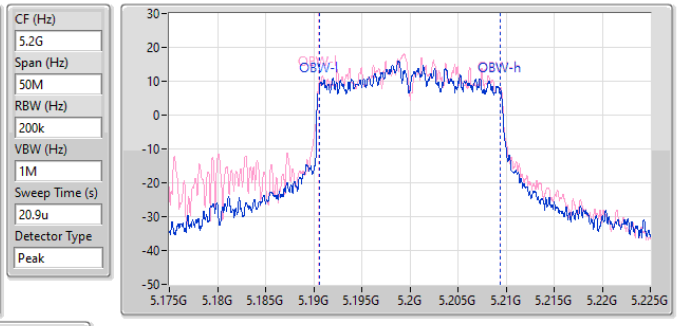

26dB(Hz)	Fl-26dB(Hz)	Fh-26dB(Hz)	OBW(Hz)	Fl-OBW(Hz)	Fh-OBW(Hz)	Limit(Hz)	Port
20.13M	5.1901G	5.21023G	18.833M	5.190578G	5.209411G	Inf	1
20.075M	5.18999G	5.210065G	18.868M	5.190546G	5.209414G	Inf	2

5.15-5.25GHz_802.11ax HEW20-BF_Nss1,(MCS0)_2TX **EBW**

5240MHz

08/09/2023

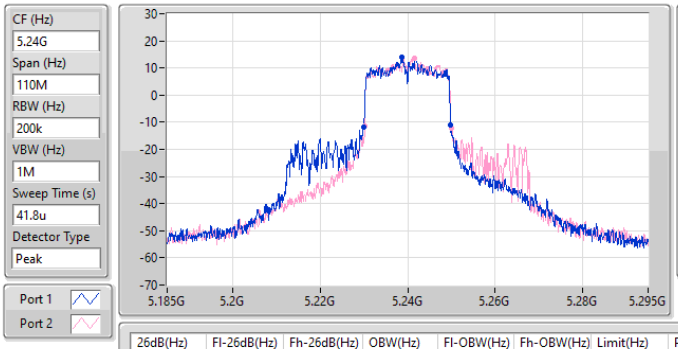

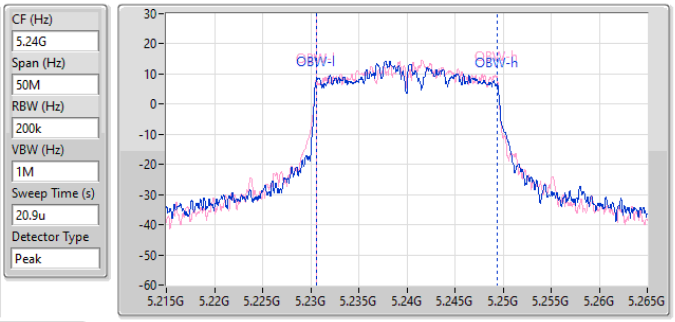

26dB(Hz)	Fl-26dB(Hz)	Fh-26dB(Hz)	OBW(Hz)	Fl-OBW(Hz)	Fh-OBW(Hz)	Limit(Hz)	Port
19.91M	5.22988G	5.24979G	18.86M	5.230558G	5.249417G	Inf	1
19.91M	5.230155G	5.250065G	18.847M	5.230557G	5.249404G	Inf	2

5.25-5.35GHz_802.11ax HEW20-BF_Nss1,(MCS0)_2TX **EBW**

5260MHz

08/09/2023

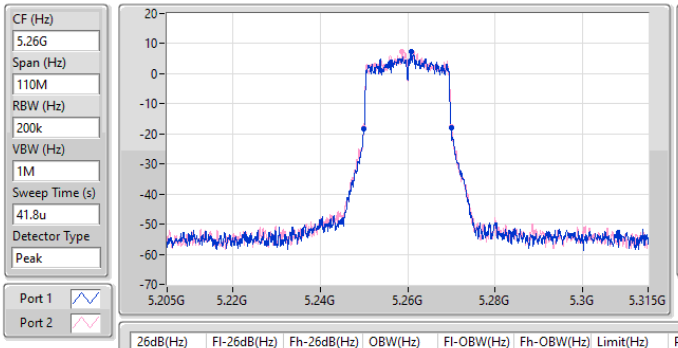

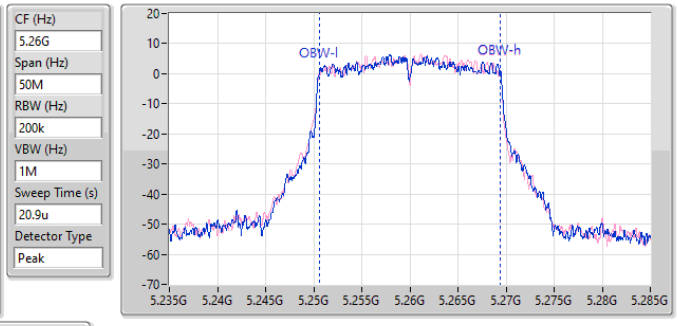

26dB(Hz)	Fl-26dB(Hz)	Fh-26dB(Hz)	OBW(Hz)	Fl-OBW(Hz)	Fh-OBW(Hz)	Limit(Hz)	Port
19.965M	5.24999G	5.269955G	18.842M	5.250573G	5.269416G	Inf	1
19.965M	5.24999G	5.269955G	18.793M	5.250586G	5.269379G	Inf	2

5.25-5.35GHz_802.11ax HEW20-BF_Nss1,(MCS0)_2TX **EBW**

5300MHz

08/09/2023

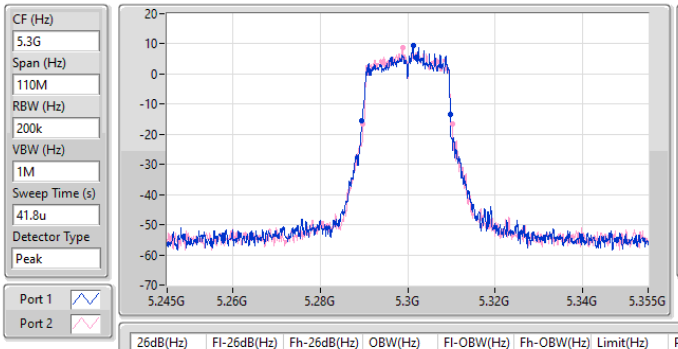

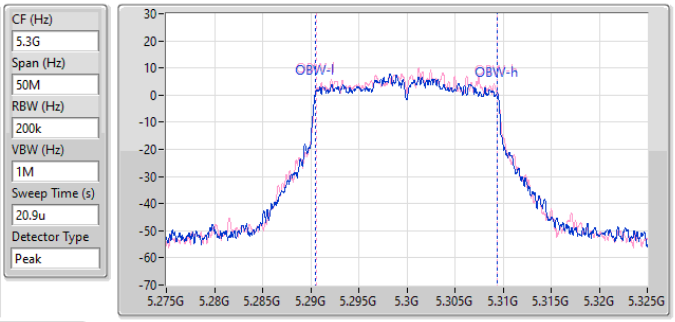

26dB(Hz)	Fl-26dB(Hz)	Fh-26dB(Hz)	OBW(Hz)	Fl-OBW(Hz)	Fh-OBW(Hz)	Limit(Hz)	Port
20.185M	5.28955G	5.309735G	18.913M	5.290507G	5.30942G	Inf	1
20.35M	5.289825G	5.310175G	18.834M	5.290557G	5.309391G	Inf	2

5.25-5.35GHz_802.11ax HEW20-BF_Nss1,(MCS0)_2TX **EBW**

5320MHz

08/09/2023

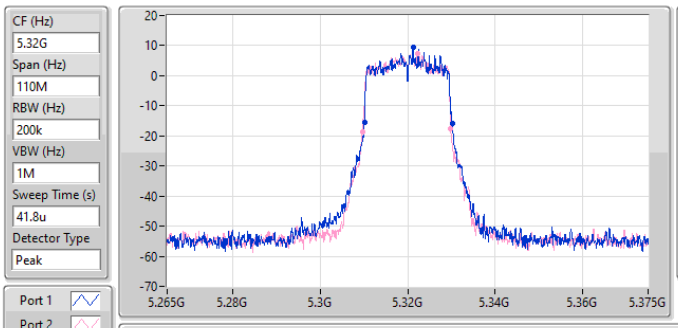

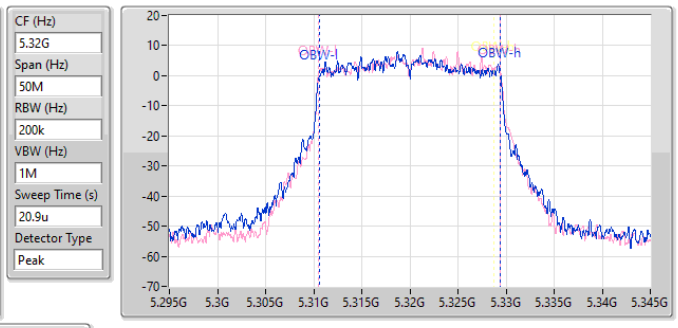

26dB(Hz)	Fl-26dB(Hz)	Fh-26dB(Hz)	OBW(Hz)	Fl-OBW(Hz)	Fh-OBW(Hz)	Limit(Hz)	Port
20.075M	5.3101G	5.330175G	18.783M	5.310603G	5.329386G	Inf	1
20.24M	5.309605G	5.329845G	18.882M	5.310548G	5.329431G	Inf	2

5.47-5.725GHz_802.11ax HEW20-BF_Nss1,(MCS0)_2TX **EBW**

5500MHz

08/09/2023

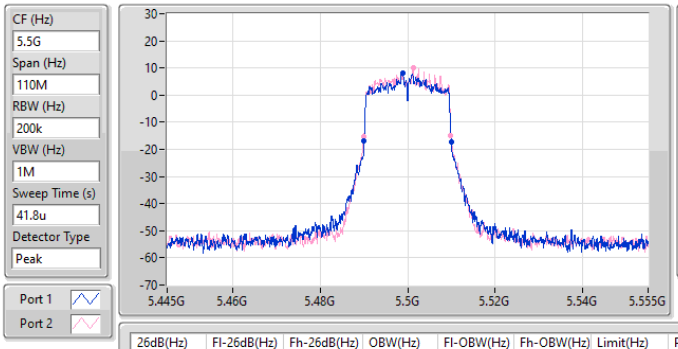

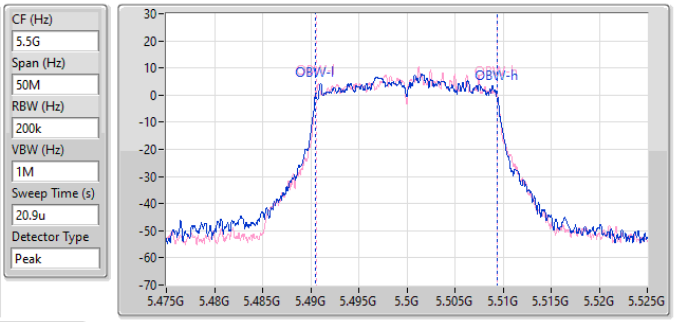

26dB(Hz)	Fl-26dB(Hz)	Fh-26dB(Hz)	OBW(Hz)	Fl-OBW(Hz)	Fh-OBW(Hz)	Limit(Hz)	Port
19.965M	5.490045G	5.51001G	18.808M	5.490545G	5.509353G	Inf	1
19.91M	5.48999G	5.5099G	18.793M	5.490565G	5.509358G	Inf	2

5.47-5.725GHz_802.11ax HEW20-BF_Nss1,(MCS0)_2TX **EBW**

5580MHz

08/09/2023

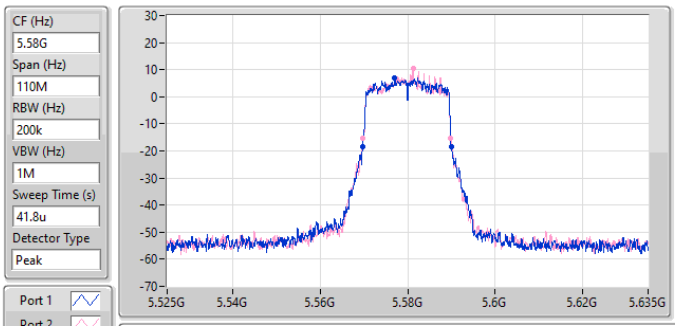

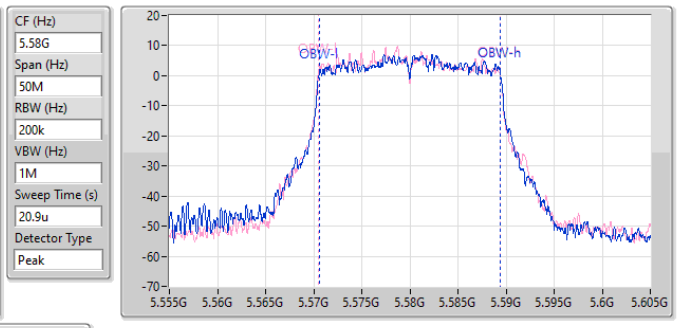

26dB(Hz)	Fl-26dB(Hz)	Fh-26dB(Hz)	OBW(Hz)	Fl-OBW(Hz)	Fh-OBW(Hz)	Limit(Hz)	Port
20.405M	5.56966G	5.590065G	18.806M	5.570585G	5.58939G	Inf	1
20.075M	5.569825G	5.5899G	18.798M	5.570547G	5.589346G	Inf	2

5.47-5.725GHz_802.11ax HEW20-BF_Nss1,(MCS0)_2TX **EBW**

5700MHz

08/09/2023

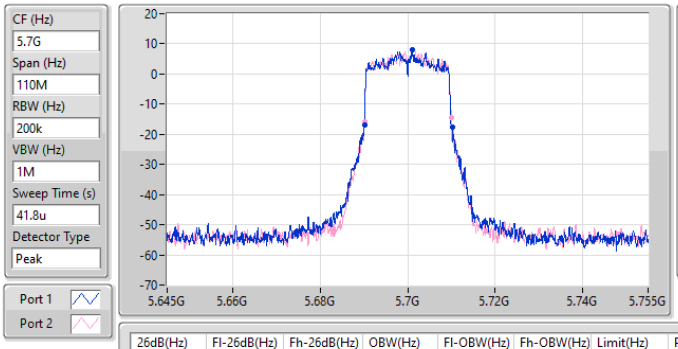

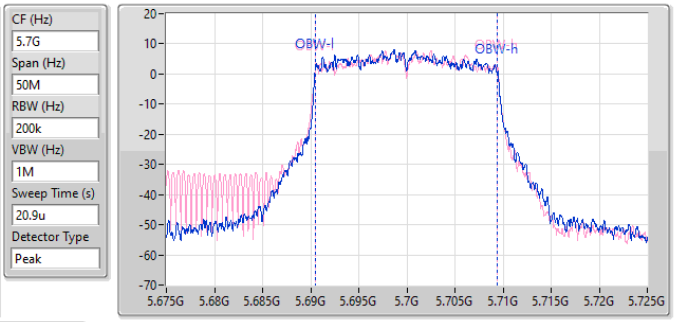

26dB(Hz)	Fl-26dB(Hz)	Fh-26dB(Hz)	OBW(Hz)	Fl-OBW(Hz)	Fh-OBW(Hz)	Limit(Hz)	Port
20.075M	5.6901G	5.710175G	18.849M	5.690539G	5.709388G	Inf	1
19.91M	5.6901G	5.71001G	18.907M	5.690525G	5.709431G	Inf	2

5.725-5.85GHz_802.11ax HEW20-BF_Nss1,(MCS0)_2TX **EBW**

5745MHz

08/09/2023

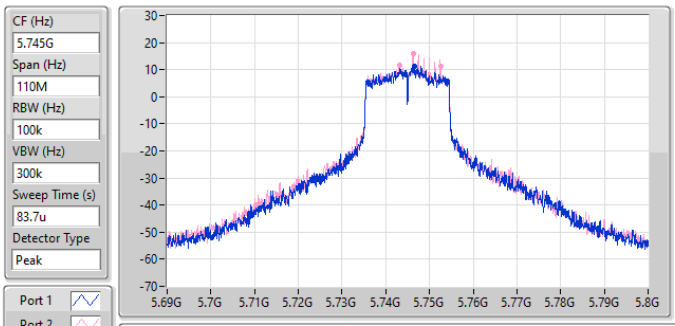

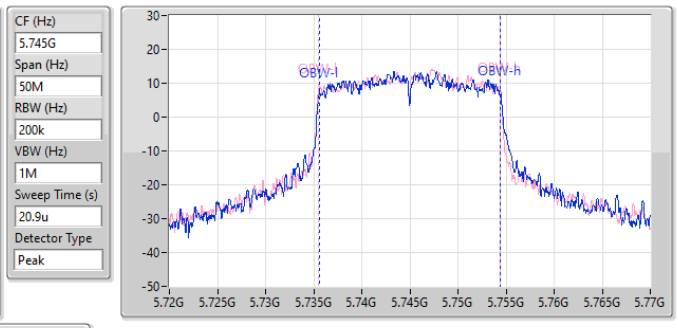

6dB(Hz)	Fl-6dB(Hz)	Fh-6dB(Hz)	OBW(Hz)	Fl-OBW(Hz)	Fh-OBW(Hz)	Limit(Hz)	Port
18.15M	5.73598G	5.75413G	18.857M	5.735588G	5.754444G	500k	1
9.46M	5.743075G	5.752535G	18.875M	5.735533G	5.754409G	500k	2

5.725-5.85GHz_802.11ax HEW20-BF_Nss1,(MCS0)_2TX **EBW**

5745MHz

08/09/2023

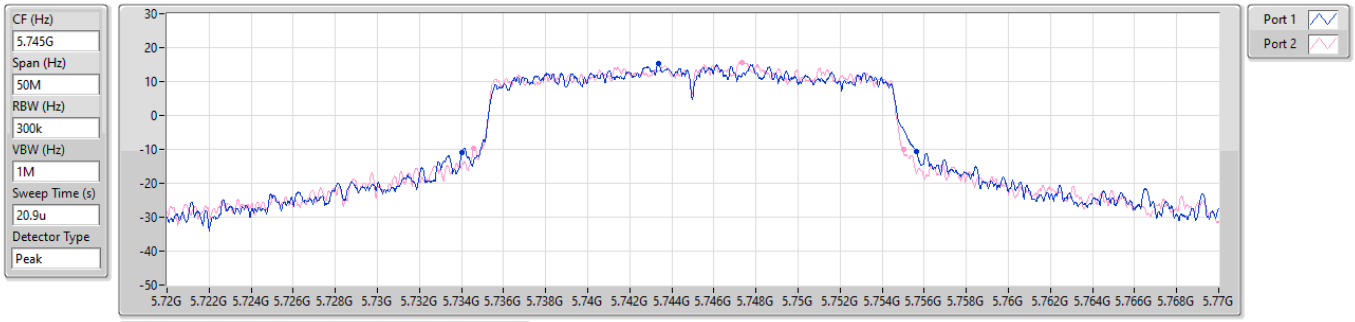

26dB(Hz)	Fl-26dB(Hz)	Fh-26dB(Hz)	Limit(Hz)	Port
21.6M	5.734025G	5.755625G	Inf	1
20.45M	5.73455G	5.755G	Inf	2

5.725-5.85GHz_802.11ax HEW20-BF_Nss1,(MCS0)_2TX **EBW**

5785MHz

08/09/2023

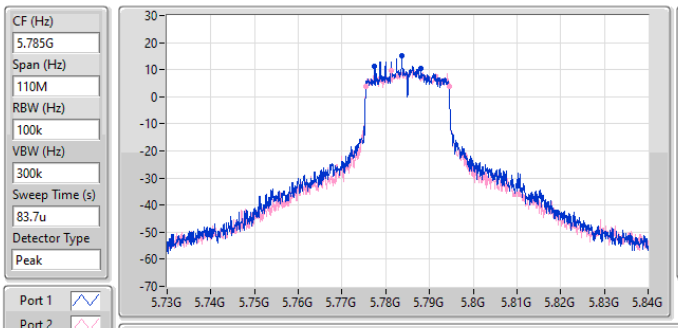

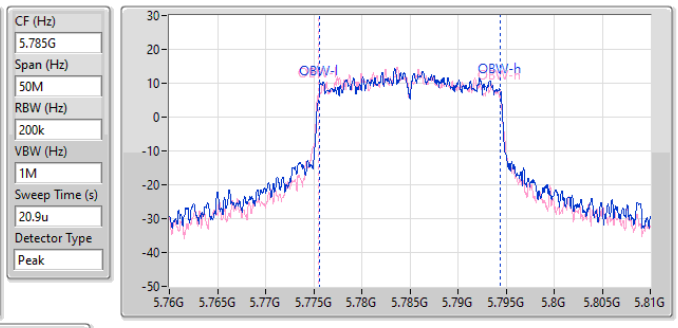

6dB(Hz)	Fl-6dB(Hz)	Fh-6dB(Hz)	OBW(Hz)	Fl-OBW(Hz)	Fh-OBW(Hz)	Limit(Hz)	Port
10.67M	5.77741G	5.78808G	18.835M	5.775584G	5.794419G	500k	1
19.085M	5.77543G	5.794515G	18.844M	5.775502G	5.794346G	500k	2

5.725-5.85GHz_802.11ax HEW20-BF_Nss1,(MCS0)_2TX **EBW**

5785MHz

08/09/2023

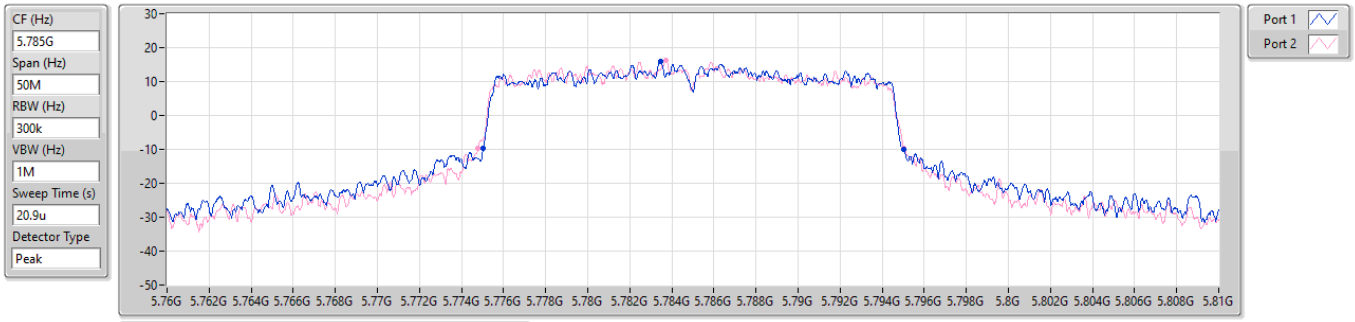

26dB(Hz)	Fl-26dB(Hz)	Fh-26dB(Hz)	Limit(Hz)	Port
20M	5.775025G	5.795025G	Inf	1
20.225M	5.774775G	5.795G	Inf	2

5.725-5.85GHz_802.11ax HEW20-BF_Nss1,(MCS0)_2TX **EBW**

5825MHz

08/09/2023

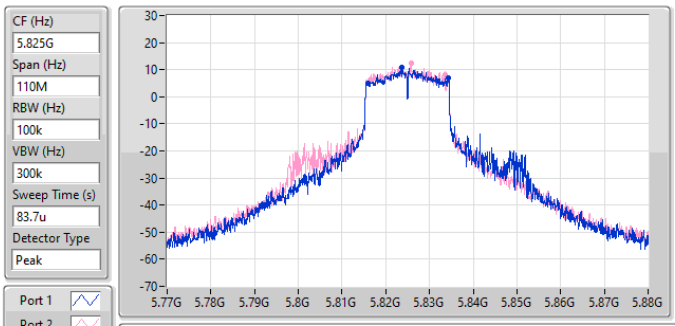

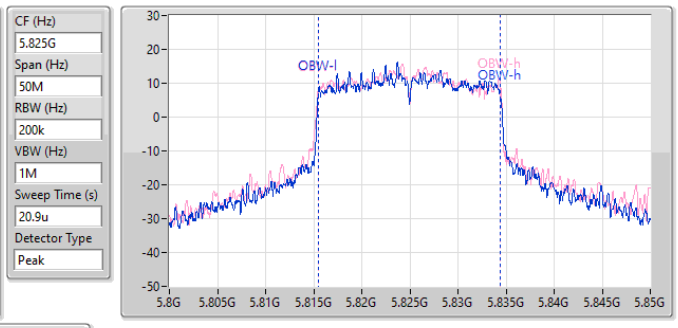

6dB(Hz)	Fl-6dB(Hz)	Fh-6dB(Hz)	OBW(Hz)	Fl-OBW(Hz)	Fh-OBW(Hz)	Limit(Hz)	Port
18.59M	5.815815G	5.834405G	18.815M	5.815544G	5.834359G	500k	1
17.215M	5.81631G	5.833525G	18.929M	5.815493G	5.834423G	500k	2

5.725-5.85GHz_802.11ax HEW20-BF_Nss1,(MCS0)_2TX **EBW**

5825MHz

08/09/2023

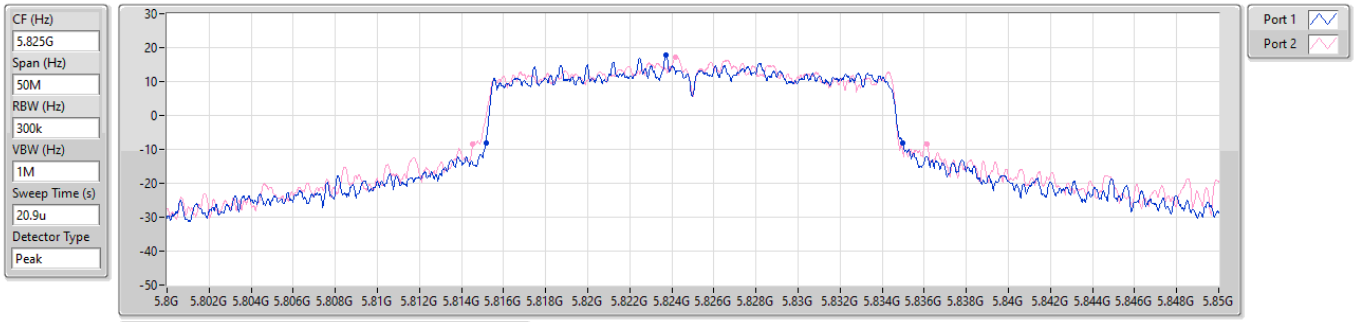

26dB(Hz)	Fl-26dB(Hz)	Fh-26dB(Hz)	Limit(Hz)	Port
19.8M	5.815175G	5.834975G	Inf	1
21.625M	5.814525G	5.83615G	Inf	2

5.15-5.25GHz_802.11ax HEW40-BF_Nss1,(MCS0)_2TX **EBW**

5190MHz

08/09/2023

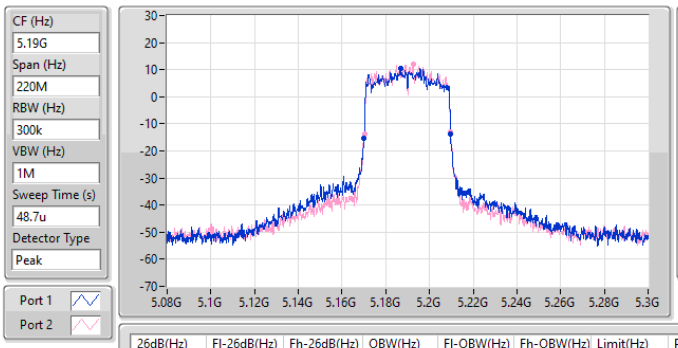

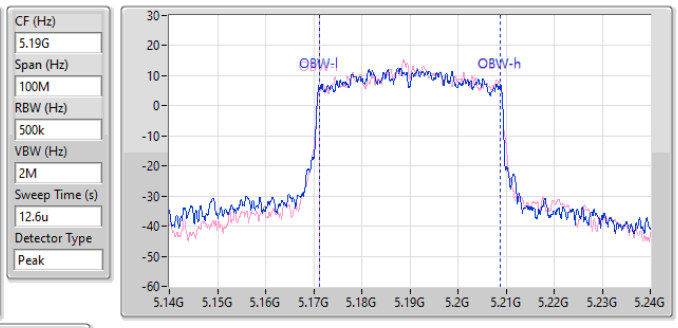

26dB(Hz)	Fl-26dB(Hz)	Fh-26dB(Hz)	OBW(Hz)	Fl-OBW(Hz)	Fh-OBW(Hz)	Limit(Hz)	Port
39.71M	5.16998G	5.20969G	37.751M	5.171123G	5.208874G	Inf	1
39.49M	5.1702G	5.20969G	37.556M	5.171237G	5.208793G	Inf	2

5.15-5.25GHz_802.11ax HEW40-BF_Nss1,(MCS0)_2TX **EBW**

5230MHz

08/09/2023

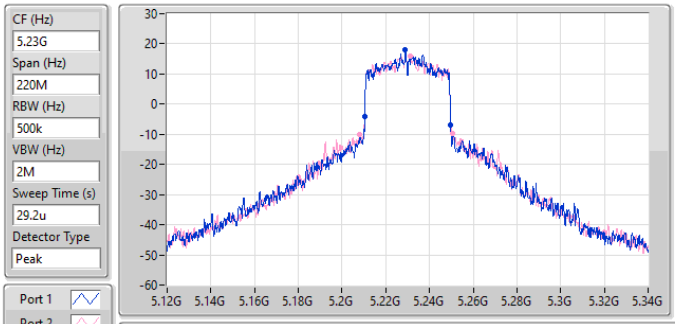

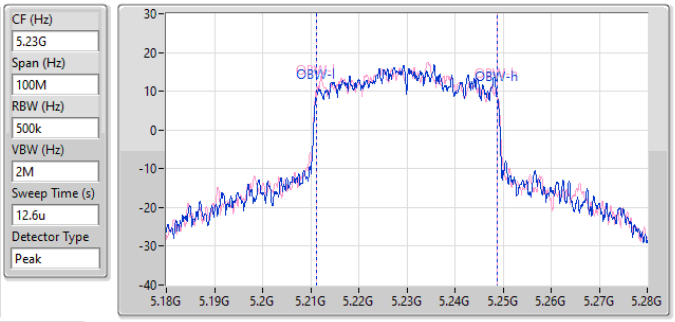

26dB(Hz)	Fl-26dB(Hz)	Fh-26dB(Hz)	OBW(Hz)	Fl-OBW(Hz)	Fh-OBW(Hz)	Limit(Hz)	Port
39.27M	5.21042G	5.24969G	37.549M	5.211202G	5.248751G	Inf	1
42.46M	5.20811G	5.25057G	37.758M	5.211099G	5.248857G	Inf	2

5.25-5.35GHz_802.11ax HEW40-BF_Nss1,(MCS0)_2TX **EBW**

5270MHz

08/09/2023

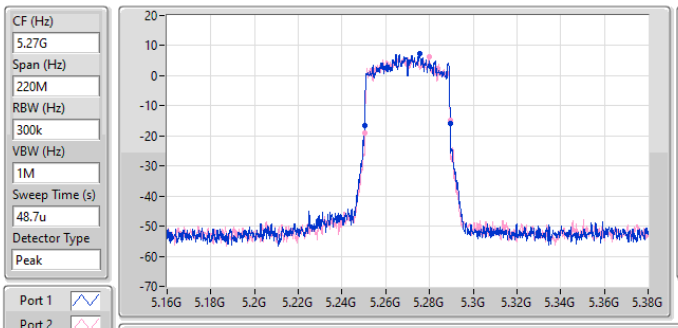

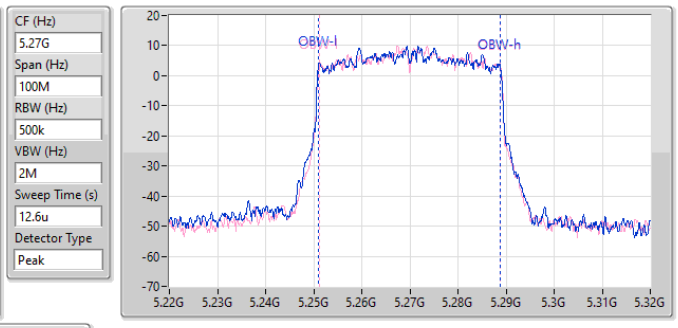

26dB(Hz)	Fl-26dB(Hz)	Fh-26dB(Hz)	OBW(Hz)	Fl-OBW(Hz)	Fh-OBW(Hz)	Limit(Hz)	Port
39.16M	5.25031G	5.28947G	37.649M	5.251085G	5.288734G	Inf	1
38.83M	5.25053G	5.28936G	37.563M	5.251221G	5.288783G	Inf	2

5.25-5.35GHz_802.11ax HEW40-BF_Nss1,(MCS0)_2TX **EBW**

5310MHz

08/09/2023

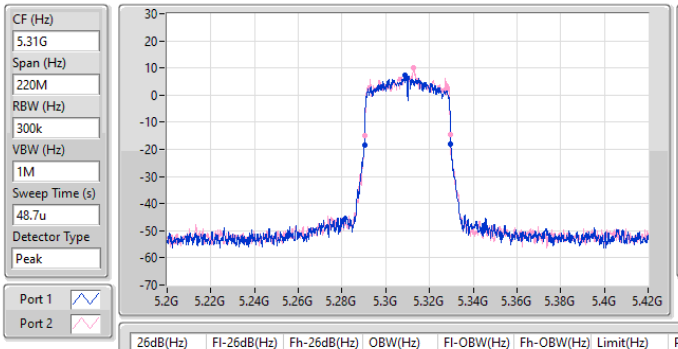

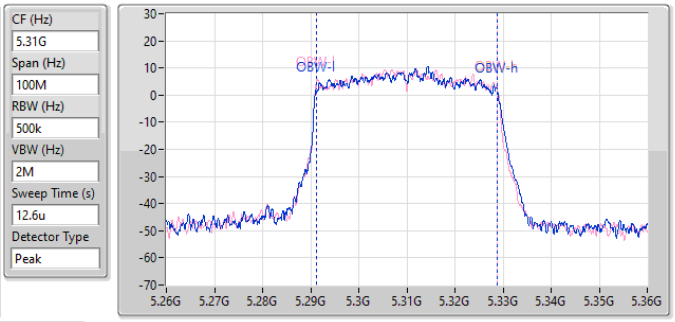

26dB(Hz)	Fl-26dB(Hz)	Fh-26dB(Hz)	OBW(Hz)	Fl-OBW(Hz)	Fh-OBW(Hz)	Limit(Hz)	Port
39.49M	5.2902G	5.32969G	37.541M	5.291237G	5.328779G	Inf	1
39.16M	5.29031G	5.32947G	37.612M	5.291165G	5.328777G	Inf	2

5.47-5.725GHz_802.11ax HEW40-BF_Nss1,(MCS0)_2TX **EBW**

5510MHz

08/09/2023

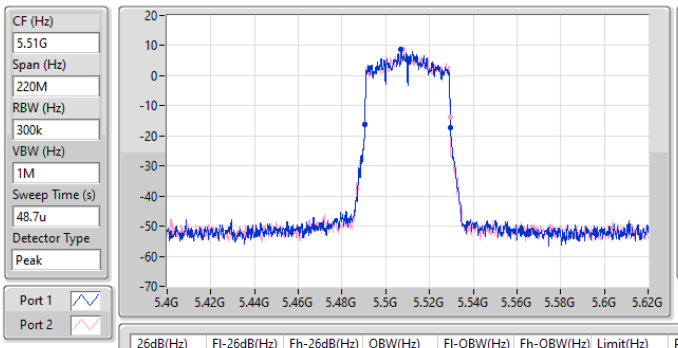

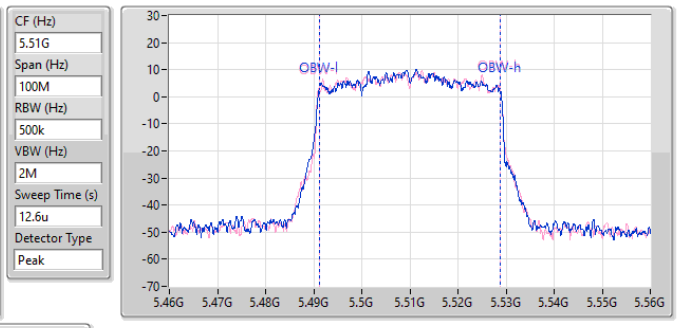

26dB(Hz)	Fl-26dB(Hz)	Fh-26dB(Hz)	OBW(Hz)	Fl-OBW(Hz)	Fh-OBW(Hz)	Limit(Hz)	Port
39.16M	5.49042G	5.52958G	37.48M	5.491222G	5.528702G	Inf	1
38.83M	5.49053G	5.52936G	37.594M	5.491142G	5.528736G	Inf	2

5.47-5.725GHz_802.11ax HEW40-BF_Nss1,(MCS0)_2TX **EBW**

5550MHz

08/09/2023

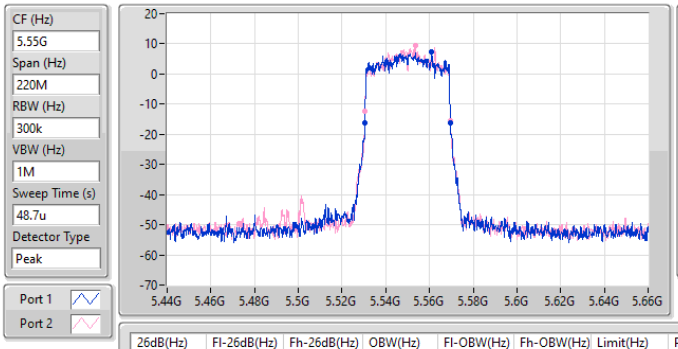

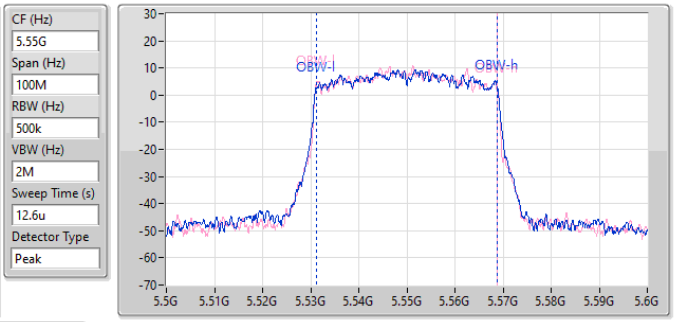

26dB(Hz)	Fl-26dB(Hz)	Fh-26dB(Hz)	OBW(Hz)	Fl-OBW(Hz)	Fh-OBW(Hz)	Limit(Hz)	Port
38.94M	5.53053G	5.56947G	37.553M	5.531198G	5.568751G	Inf	1
38.94M	5.53053G	5.56947G	37.497M	5.531195G	5.568692G	Inf	2

5.47-5.725GHz_802.11ax HEW40-BF_Nss1,(MCS0)_2TX **EBW**

5670MHz

08/09/2023

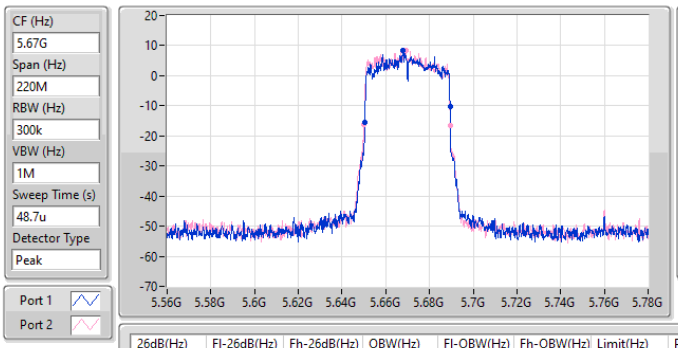

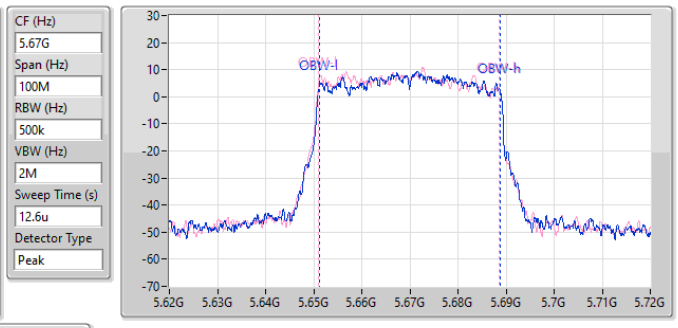

26dB(Hz)	Fl-26dB(Hz)	Fh-26dB(Hz)	OBW(Hz)	Fl-OBW(Hz)	Fh-OBW(Hz)	Limit(Hz)	Port
38.94M	5.65042G	5.68936G	37.576M	5.651131G	5.688707G	Inf	1
39.38M	5.65009G	5.68947G	37.548M	5.651065G	5.688613G	Inf	2

5.725-5.85GHz_802.11ax HEW40-BF_Nss1,(MCS0)_2TX **EBW**

5755MHz

08/09/2023

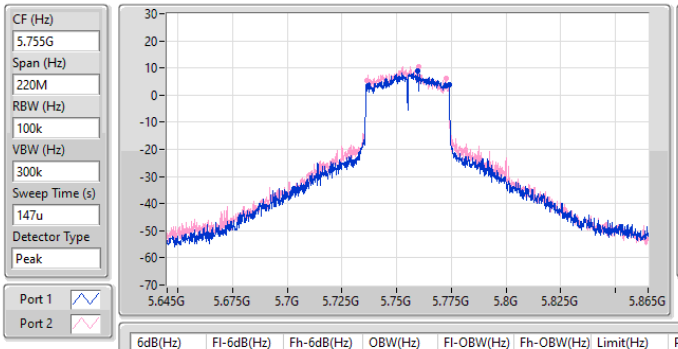

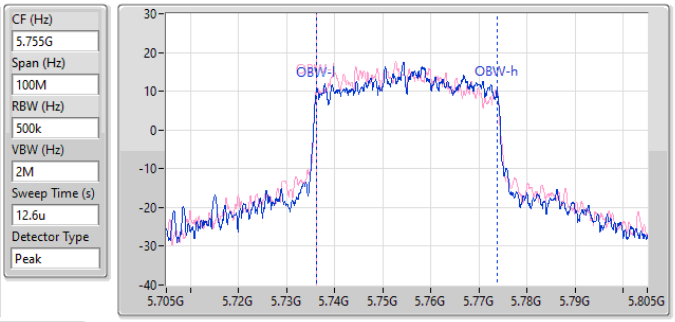

6dB(Hz)	Fl-6dB(Hz)	Fh-6dB(Hz)	OBW(Hz)	Fl-OBW(Hz)	Fh-OBW(Hz)	Limit(Hz)	Port
37.29M	5.73663G	5.77392G	37.707M	5.736154G	5.773862G	500k	1
35.97M	5.73652G	5.77249G	37.675M	5.736163G	5.773839G	500k	2

5.725-5.85GHz_802.11ax HEW40-BF_Nss1,(MCS0)_2TX **EBW**

5755MHz

08/09/2023

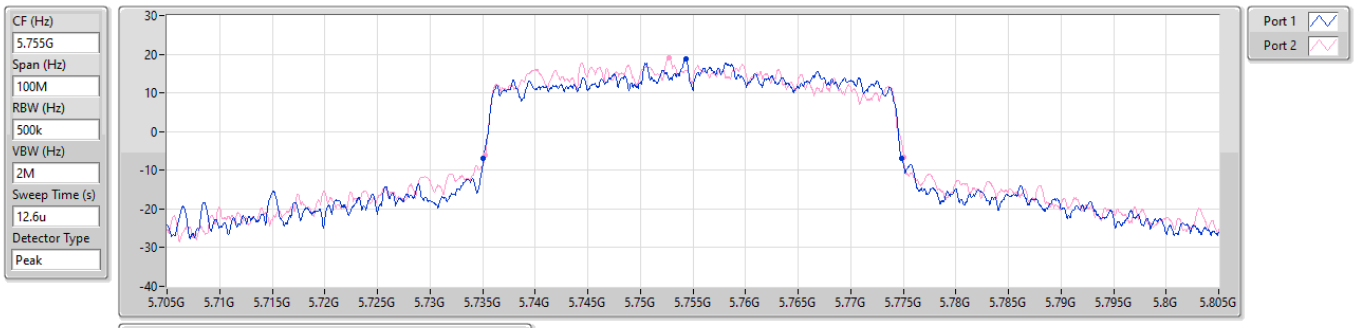

26dB(Hz)	Fl-26dB(Hz)	Fh-26dB(Hz)	Limit(Hz)	Port
39.7M	5.7351G	5.7748G	Inf	1
39.75M	5.7353G	5.77505G	Inf	2

5.725-5.85GHz_802.11ax HEW40-BF_Nss1,(MCS0)_2TX **EBW**

5795MHz

08/09/2023

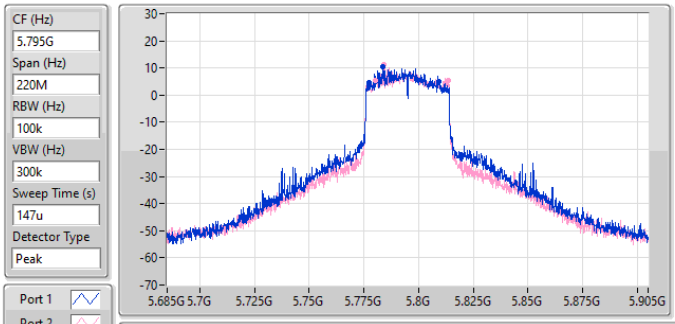

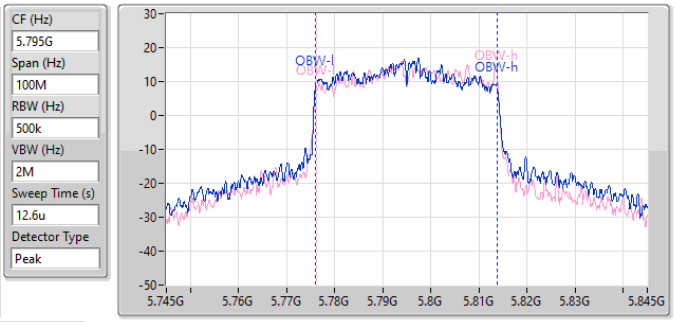

6dB(Hz)	Fl-6dB(Hz)	Fh-6dB(Hz)	OBW(Hz)	Fl-OBW(Hz)	Fh-OBW(Hz)	Limit(Hz)	Port
32.01M	5.77718G	5.80919G	37.631M	5.776098G	5.813729G	500k	1
33.33M	5.78037G	5.8137G	37.616M	5.776227G	5.813843G	500k	2

5.725-5.85GHz_802.11ax HEW40-BF_Nss1,(MCS0)_2TX **EBW**

5795MHz

08/09/2023

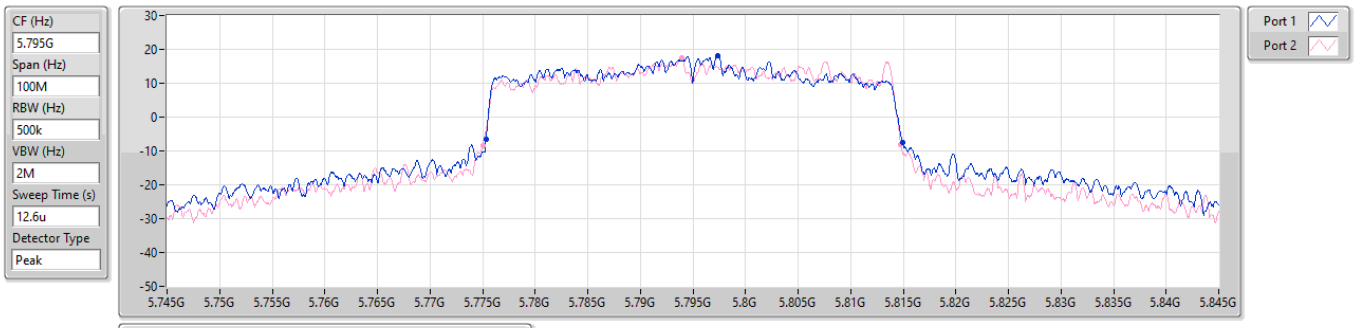

26dB(Hz)	Fl-26dB(Hz)	Fh-26dB(Hz)	Limit(Hz)	Port
39.55M	5.77535G	5.8149G	Inf	1
39.75M	5.775G	5.81475G	Inf	2

5.15-5.25GHz_802.11ax HEW80-BF_Nss1,(MCS0)_2TX **EBW**

5210MHz

08/09/2023

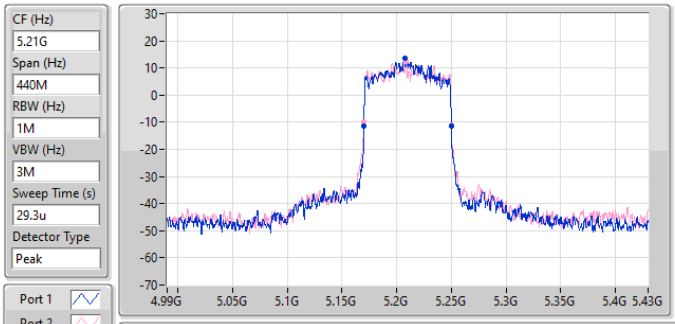

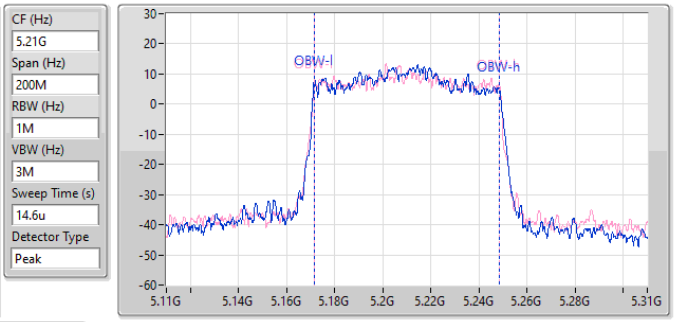

26dB(Hz)	Fl-26dB(Hz)	Fh-26dB(Hz)	OBW(Hz)	Fl-OBW(Hz)	Fh-OBW(Hz)	Limit(Hz)	Port
80.08M	5.16996G	5.25004G	76.935M	5.171439G	5.248374G	Inf	1
80.08M	5.16996G	5.25004G	77.058M	5.171514G	5.248571G	Inf	2

5.25-5.35GHz_802.11ax HEW80-BF_Nss1,(MCS0)_2TX **EBW**

5290MHz

08/09/2023

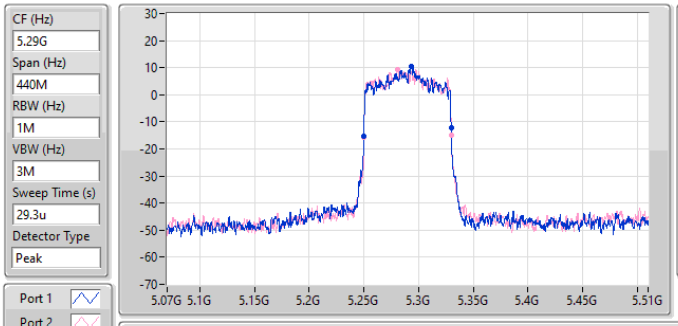

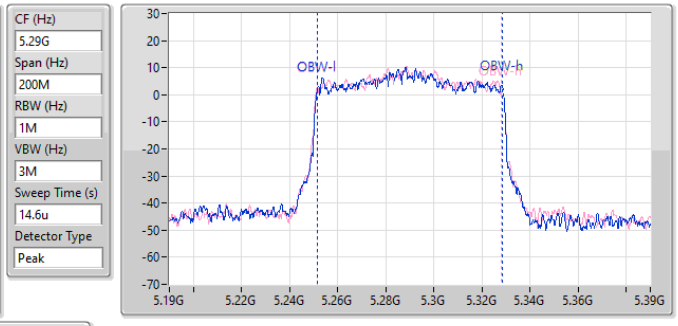

26dB(Hz)	Fl-26dB(Hz)	Fh-26dB(Hz)	OBW(Hz)	Fl-OBW(Hz)	Fh-OBW(Hz)	Limit(Hz)	Port
79.86M	5.24996G	5.32982G	76.789M	5.251713G	5.328501G	Inf	1
80.08M	5.24996G	5.33004G	76.699M	5.251534G	5.328233G	Inf	2

5.47-5.725GHz_802.11ax HEW80-BF_Nss1,(MCS0)_2TX **EBW**

5530MHz

08/09/2023

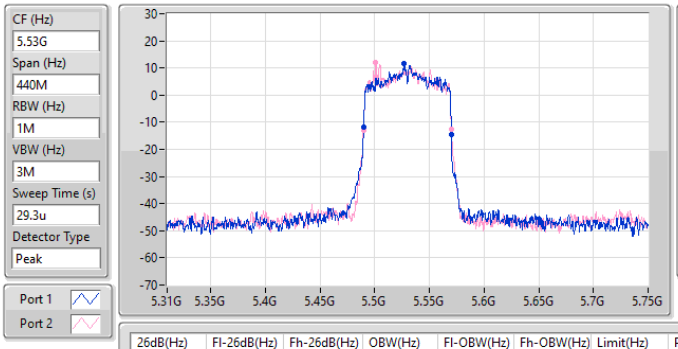

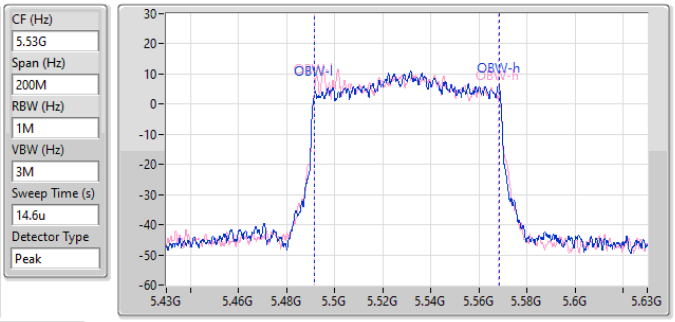

26dB(Hz)	Fl-26dB(Hz)	Fh-26dB(Hz)	OBW(Hz)	Fl-OBW(Hz)	Fh-OBW(Hz)	Limit(Hz)	Port
80.3M	5.48974G	5.57004G	76.865M	5.491682G	5.568547G	Inf	1
80.52M	5.48952G	5.57004G	76.494M	5.491663G	5.568157G	Inf	2

5.47-5.725GHz_802.11ax HEW80-BF_Nss1,(MCS0)_2TX **EBW**

5610MHz

09/09/2023

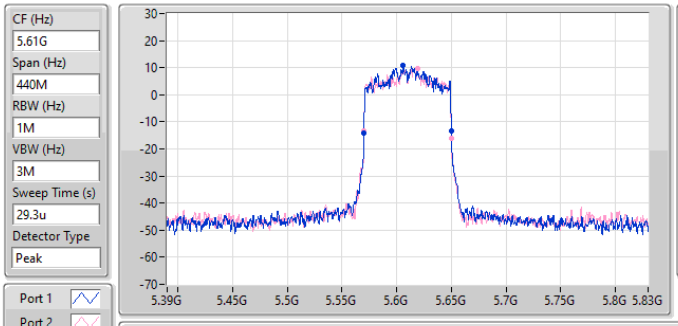

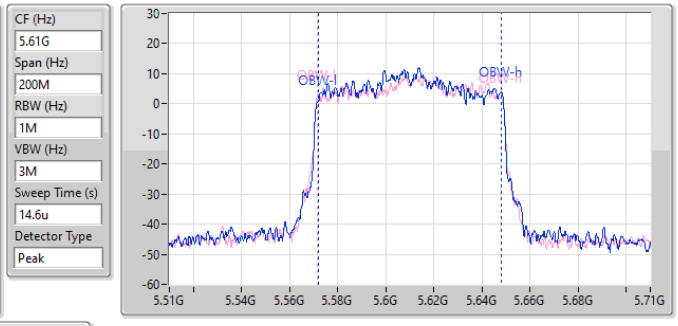

26dB(Hz)	Fl-26dB(Hz)	Fh-26dB(Hz)	OBW(Hz)	Fl-OBW(Hz)	Fh-OBW(Hz)	Limit(Hz)	Port
80.08M	5.56996G	5.65004G	76.067M	5.572156G	5.648223G	Inf	1
80.08M	5.56996G	5.65004G	76.604M	5.571627G	5.64823G	Inf	2

5.725-5.85GHz_802.11ax HEW80-BF_Nss1,(MCS0)_2TX **EBW**

5775MHz

09/09/2023

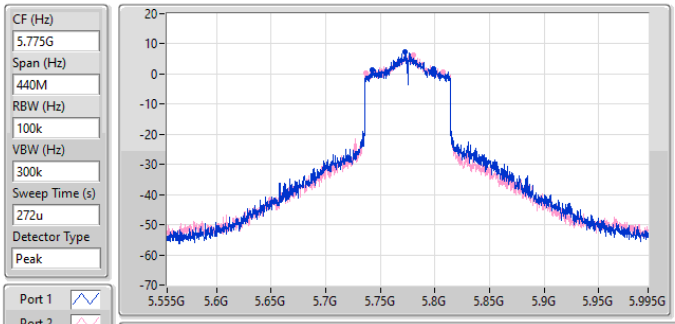

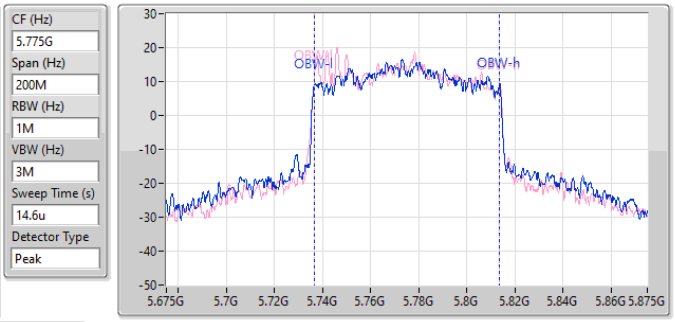

6dB(Hz)	Fl-6dB(Hz)	Fh-6dB(Hz)	OBW(Hz)	Fl-OBW(Hz)	Fh-OBW(Hz)	Limit(Hz)	Port
56.54M	5.74244G	5.79898G	77.075M	5.736483G	5.813558G	500k	1
70.62M	5.73716G	5.80778G	76.87M	5.736639G	5.813508G	500k	2

5.725-5.85GHz_802.11ax HEW80-BF_Nss1,(MCS0)_2TX **EBW**

5775MHz

09/09/2023

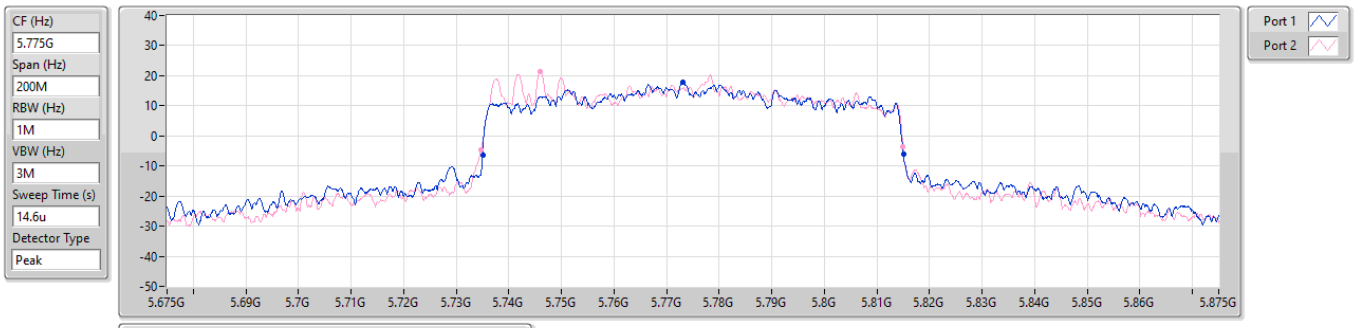

26dB(Hz)	Fl-26dB(Hz)	Fh-26dB(Hz)	Limit(Hz)	Port
80M	5.735G	5.815G	Inf	1
80.2M	5.7347G	5.8149G	Inf	2

5.15-5.25GHz_802.11ax HEW160-BF_Nss1,(MCS0)_2TX **EBW**

5250MHz Straddle 5.15-5.25GHz

09/09/2023

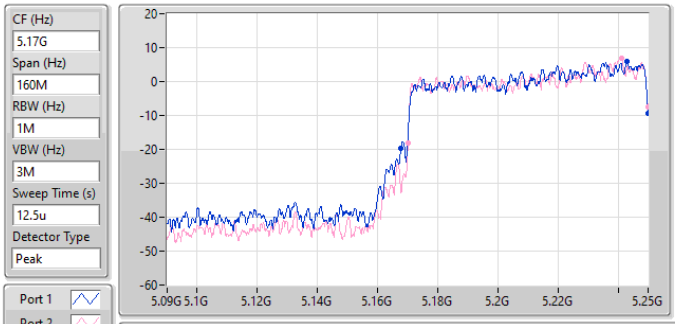

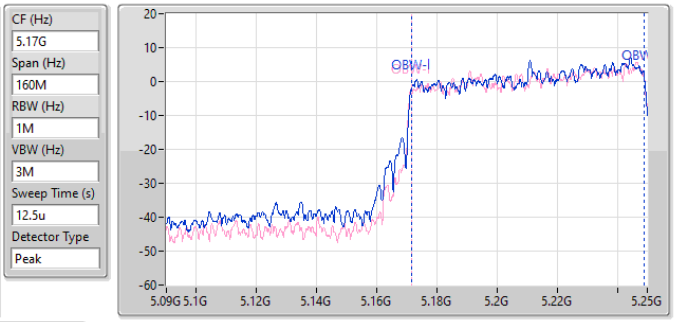

26dB(Hz)	Fl-26dB(Hz)	Fh-26dB(Hz)	OBW(Hz)	Fl-OBW(Hz)	Fh-OBW(Hz)	Limit(Hz)	Port
82.16M	5.16784G	5.25G	77.245M	5.171714G	5.248959G	Inf	1
79.92M	5.17008G	5.25G	77.443M	5.171565G	5.249008G	Inf	2

5.25-5.35GHz_802.11ax HEW160-BF_Nss1,(MCS0)_2TX **EBW**

5250MHz Straddle 5.25-5.35GHz

09/09/2023

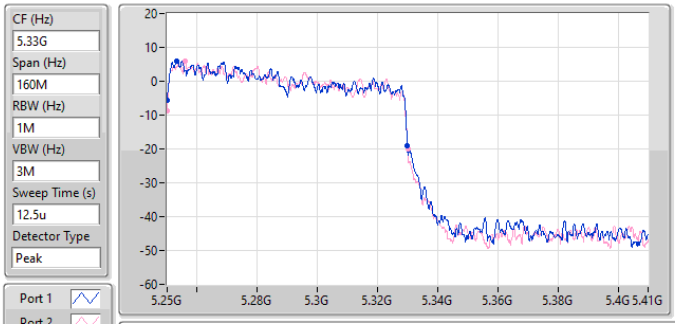

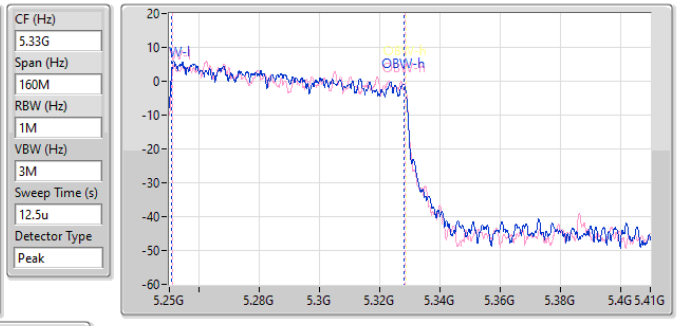

26dB(Hz)	Fl-26dB(Hz)	Fh-26dB(Hz)	OBW(Hz)	Fl-OBW(Hz)	Fh-OBW(Hz)	Limit(Hz)	Port
79.84M	5.25G	5.32984G	77.476M	5.250755G	5.328231G	Inf	1
80.08M	5.25G	5.33008G	77.313M	5.250946G	5.32826G	Inf	2

5.47-5.725GHz_802.11ax HEW160-BF_Nss1,(MCS0)_2TX **EBW**

5570MHz

09/09/2023

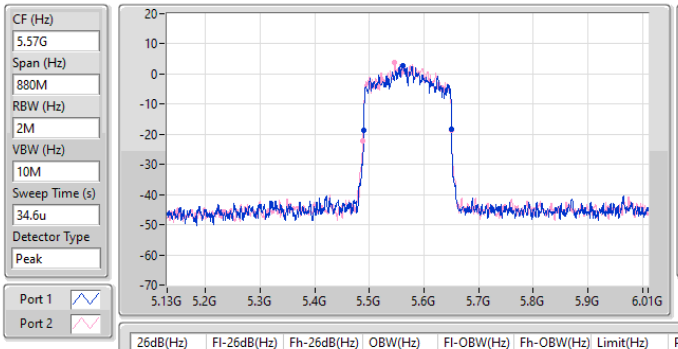

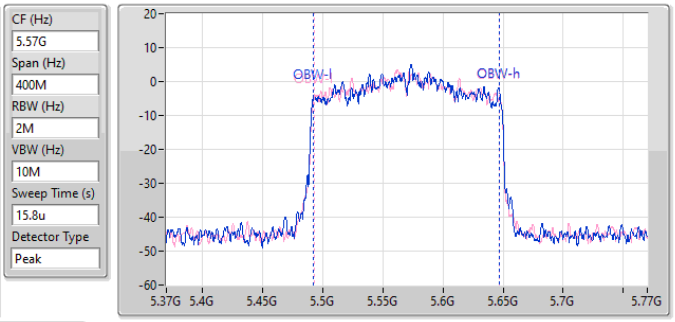

26dB(Hz)	Fl-26dB(Hz)	Fh-26dB(Hz)	OBW(Hz)	Fl-OBW(Hz)	Fh-OBW(Hz)	Limit(Hz)	Port
161.04M	5.48948G	5.65052G	154.786M	5.492482G	5.647268G	Inf	1
162.36M	5.48816G	5.65052G	154.213M	5.493056G	5.647269G	Inf	2

Summary

Mode	Total Power (dBm)	Total Power (W)
5.15-5.25GHz	-	-
802.11a_Nss1,(6Mbps)_2TX	26.91	0.49091
802.11ax HEW20_Nss1,(MCS0)_2TX	26.66	0.46345
802.11ax HEW20-BF_Nss1,(MCS0)_2TX	27.41	0.55081
802.11ax HEW40_Nss1,(MCS0)_2TX	27.82	0.60534
802.11ax HEW40-BF_Nss1,(MCS0)_2TX	28.58	0.72111
802.11ax HEW80_Nss1,(MCS0)_2TX	23.46	0.22182
802.11ax HEW80-BF_Nss1,(MCS0)_2TX	24.19	0.26242
802.11ax HEW160_Nss1,(MCS0)_2TX	20.95	0.12445
802.11ax HEW160-BF_Nss1,(MCS0)_2TX	17.52	0.05649
5.25-5.35GHz	-	-
802.11a_Nss1,(6Mbps)_2TX	20.94	0.12417
802.11ax HEW20_Nss1,(MCS0)_2TX	20.70	0.11749
802.11ax HEW20-BF_Nss1,(MCS0)_2TX	20.84	0.12134
802.11ax HEW40_Nss1,(MCS0)_2TX	23.55	0.22646
802.11ax HEW40-BF_Nss1,(MCS0)_2TX	22.01	0.15885
802.11ax HEW80_Nss1,(MCS0)_2TX	23.88	0.24434
802.11ax HEW80-BF_Nss1,(MCS0)_2TX	21.72	0.14859
802.11ax HEW160_Nss1,(MCS0)_2TX	20.66	0.11641
802.11ax HEW160-BF_Nss1,(MCS0)_2TX	17.39	0.05483
5.47-5.725GHz	-	-
802.11a_Nss1,(6Mbps)_2TX	21.25	0.13335
802.11ax HEW20_Nss1,(MCS0)_2TX	21.13	0.12972
802.11ax HEW20-BF_Nss1,(MCS0)_2TX	21.19	0.13152
802.11ax HEW40_Nss1,(MCS0)_2TX	23.74	0.23659
802.11ax HEW40-BF_Nss1,(MCS0)_2TX	22.43	0.17498
802.11ax HEW80_Nss1,(MCS0)_2TX	23.78	0.23878
802.11ax HEW80-BF_Nss1,(MCS0)_2TX	22.07	0.16106
802.11ax HEW160_Nss1,(MCS0)_2TX	23.76	0.23768
802.11ax HEW160-BF_Nss1,(MCS0)_2TX	14.92	0.03105
5.725-5.85GHz	-	-
802.11a_Nss1,(6Mbps)_2TX	29.41	0.87297
802.11ax HEW20_Nss1,(MCS0)_2TX	29.97	0.99312
802.11ax HEW20-BF_Nss1,(MCS0)_2TX	27.78	0.59979
802.11ax HEW40_Nss1,(MCS0)_2TX	29.96	0.99083
802.11ax HEW40-BF_Nss1,(MCS0)_2TX	28.31	0.67764
802.11ax HEW80_Nss1,(MCS0)_2TX	27.46	0.55719
802.11ax HEW80-BF_Nss1,(MCS0)_2TX	27.69	0.58749

Result

Mode	Result	DG (dBi)	Port 1 (dBm)	Port 2 (dBm)	Total Power (dBm)	Power Limit (dBm)
802.11a_Nss1,(6Mbps)_2TX	-	-	-	-	-	-
5180MHz	Pass	4.88	23.89	23.66	26.79	30.00
5200MHz	Pass	4.88	23.97	23.83	26.91	30.00
5240MHz	Pass	4.88	23.94	23.82	26.89	30.00
5260MHz	Pass	5.01	18.13	17.65	20.91	23.62
5300MHz	Pass	5.01	18.12	17.65	20.90	23.67
5320MHz	Pass	5.01	18.18	17.66	20.94	23.62
5500MHz	Pass	4.88	18.38	18.10	21.25	23.67
5580MHz	Pass	4.88	17.95	17.70	20.84	23.67
5700MHz	Pass	4.88	17.74	17.84	20.80	23.67
5745MHz	Pass	4.89	26.01	26.42	29.23	30.00
5785MHz	Pass	4.89	26.06	26.72	29.41	30.00
5825MHz	Pass	4.89	26.41	26.08	29.26	30.00
802.11ax HEW20_Nss1,(MCS0)_2TX	-	-	-	-	-	-
5180MHz	Pass	4.88	22.59	22.46	25.54	30.00
5200MHz	Pass	4.88	23.79	23.46	26.64	30.00
5240MHz	Pass	4.88	23.69	23.61	26.66	30.00
5260MHz	Pass	5.01	17.79	17.45	20.63	23.95
5300MHz	Pass	5.01	17.85	17.51	20.69	23.98
5320MHz	Pass	5.01	17.83	17.55	20.70	23.98
5500MHz	Pass	4.88	17.69	17.55	20.63	23.98
5580MHz	Pass	4.88	17.75	17.45	20.61	23.97
5700MHz	Pass	4.88	18.02	18.21	21.13	23.98
5745MHz	Pass	4.89	26.64	27.26	29.97	30.00
5785MHz	Pass	4.89	25.67	26.71	29.23	30.00
5825MHz	Pass	4.89	26.20	25.95	29.09	30.00
802.11ax HEW40_Nss1,(MCS0)_2TX	-	-	-	-	-	-
5190MHz	Pass	4.88	20.60	20.35	23.49	30.00
5230MHz	Pass	4.88	24.64	24.98	27.82	30.00
5270MHz	Pass	5.01	20.47	20.28	23.39	23.98
5310MHz	Pass	5.01	20.70	20.37	23.55	23.98
5510MHz	Pass	4.88	20.63	20.32	23.49	23.98
5550MHz	Pass	4.88	20.76	20.54	23.66	23.98
5670MHz	Pass	4.88	20.67	20.78	23.74	23.98
5755MHz	Pass	4.89	25.92	26.30	29.12	30.00
5795MHz	Pass	4.89	26.57	27.29	29.96	30.00
802.11ax HEW80_Nss1,(MCS0)_2TX	-	-	-	-	-	-
5210MHz	Pass	4.88	20.62	20.28	23.46	30.00
5290MHz	Pass	5.01	20.81	20.93	23.88	23.98
5530MHz	Pass	4.88	20.73	20.54	23.65	23.98
5610MHz	Pass	4.88	20.79	20.74	23.78	23.98
5775MHz	Pass	4.89	24.35	24.55	27.46	30.00
802.11ax HEW160_Nss1,(MCS0)_2TX	-	-	-	-	-	-
5250MHz Straddle 5.15-5.25GHz	Pass	4.88	18.01	17.87	20.95	30.00
5250MHz Straddle 5.25-5.35GHz	Pass	5.01	17.57	17.73	20.66	23.98
5570MHz	Pass	4.88	21.04	20.44	23.76	23.98
802.11ax HEW20-BF_Nss1,(MCS0)_2TX	-	-	-	-	-	-
5180MHz	Pass	7.40	23.09	23.77	26.45	28.60
5200MHz	Pass	7.40	24.17	24.62	27.41	28.60
5240MHz	Pass	7.40	23.67	24.04	26.87	28.60
5260MHz	Pass	7.46	17.27	17.79	20.55	22.52
5300MHz	Pass	7.46	17.72	17.93	20.84	22.52
5320MHz	Pass	7.46	17.39	17.85	20.64	22.52
5500MHz	Pass	7.49	17.93	18.24	21.10	22.49
5580MHz	Pass	7.49	18.07	18.28	21.19	22.49

Mode	Result	DG (dBi)	Port 1 (dBm)	Port 2 (dBm)	Total Power (dBm)	Power Limit (dBm)
5700MHz	Pass	7.49	17.71	17.58	20.66	22.49
5745MHz	Pass	7.49	24.54	24.88	27.72	28.51
5785MHz	Pass	7.49	24.65	24.39	27.53	28.51
5825MHz	Pass	7.49	24.51	25.02	27.78	28.51
802.11ax HEW40-BF_Nss1,(MCS0)_2TX	-	-	-	-	-	-
5190MHz	Pass	7.40	21.82	22.29	25.07	28.60
5230MHz	Pass	7.40	25.57	25.56	28.58	28.60
5270MHz	Pass	7.46	18.53	18.59	21.57	22.52
5310MHz	Pass	7.46	19.04	18.95	22.01	22.52
5510MHz	Pass	7.49	19.03	19.29	22.17	22.49
5550MHz	Pass	7.49	19.29	19.55	22.43	22.49
5670MHz	Pass	7.49	18.75	19.17	21.98	22.49
5755MHz	Pass	7.49	25.02	25.57	28.31	28.51
5795MHz	Pass	7.49	24.83	24.92	27.89	28.51
802.11ax HEW80-BF_Nss1,(MCS0)_2TX	-	-	-	-	-	-
5210MHz	Pass	7.40	21.31	21.05	24.19	28.60
5290MHz	Pass	7.46	18.95	18.45	21.72	22.52
5530MHz	Pass	7.49	19.08	19.04	22.07	22.49
5610MHz	Pass	7.49	18.91	18.55	21.74	22.49
5775MHz	Pass	7.49	24.51	24.85	27.69	28.51
802.11ax HEW160-BF_Nss1,(MCS0)_2TX	-	-	-	-	-	-
5250MHz Straddle 5.15-5.25GHz	Pass	7.40	14.71	14.29	17.52	28.60
5250MHz Straddle 5.25-5.35GHz	Pass	7.46	14.49	14.27	17.39	22.52
5570MHz	Pass	7.49	11.86	11.96	14.92	22.49

DG = Directional Gain; Port X = Port X output power

5.15-5.25GHz_802.11ax HEW160_Nss1,(MCS0)_2TX **AV Power**

5250MHz Straddle 5.15-5.25GHz_TX

21/08/2023

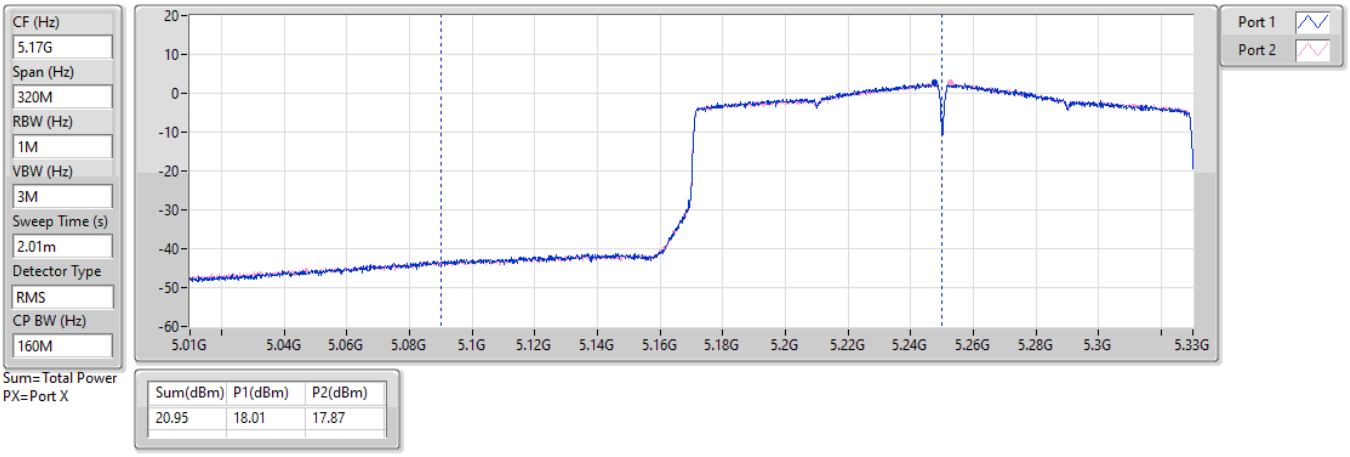

Sum(dBm)	P1(dBm)	P2(dBm)
20.95	18.01	17.87

5.25-5.35GHz_802.11ax HEW160_Nss1,(MCS0)_2TX **AV Power**

5250MHz Straddle 5.25-5.35GHz_TX

21/08/2023

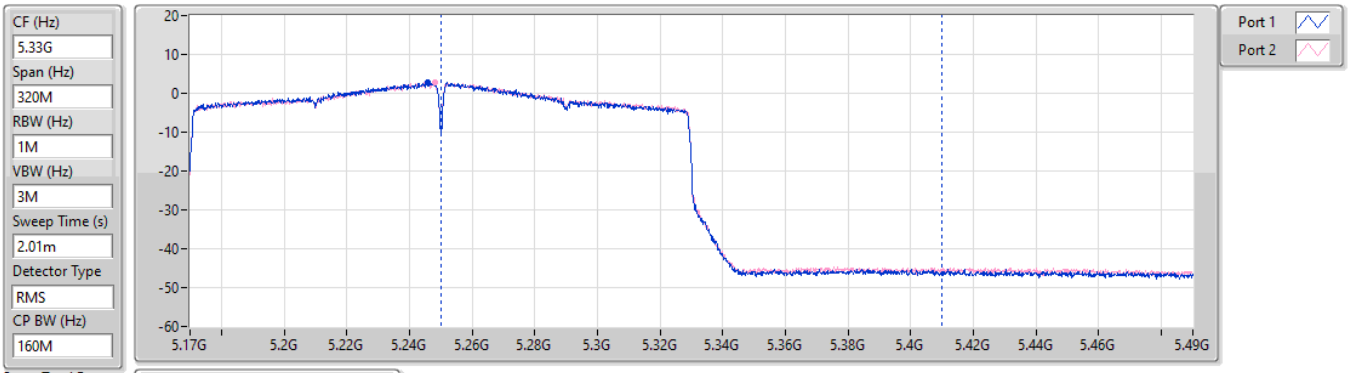

Sum(dBm)	P1(dBm)	P2(dBm)
20.66	17.57	17.73

5.15-5.25GHz_802.11ax HEW160-BF_Nss1,(MCS0)_2TX **AV Power**

5250MHz Straddle 5.15-5.25GHz_TX

09/09/2023

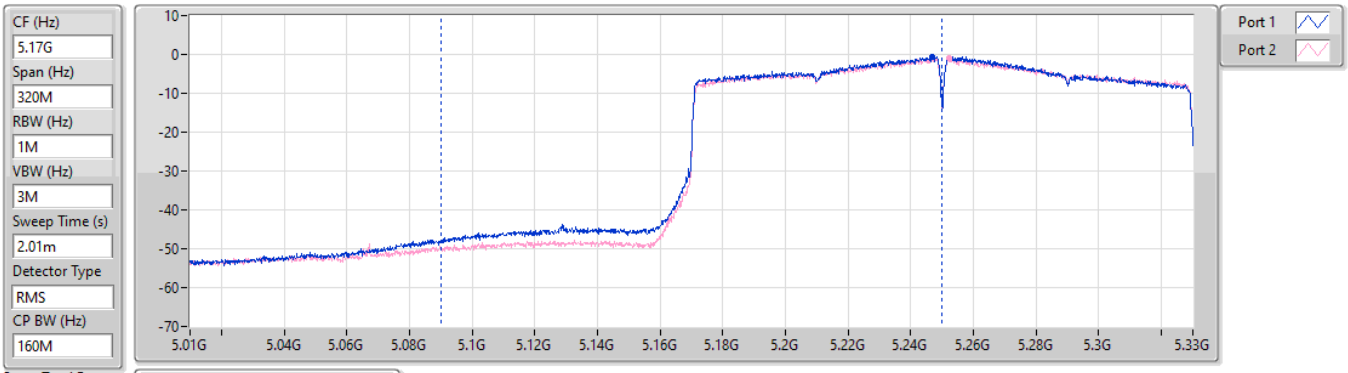

Sum=Total Power
PX=Port X

Sum(dBm)	P1(dBm)	P2(dBm)
17.52	14.71	14.29

5.25-5.35GHz_802.11ax HEW160-BF_Nss1,(MCS0)_2TX **AV Power**

5250MHz Straddle 5.25-5.35GHz_TX

09/09/2023

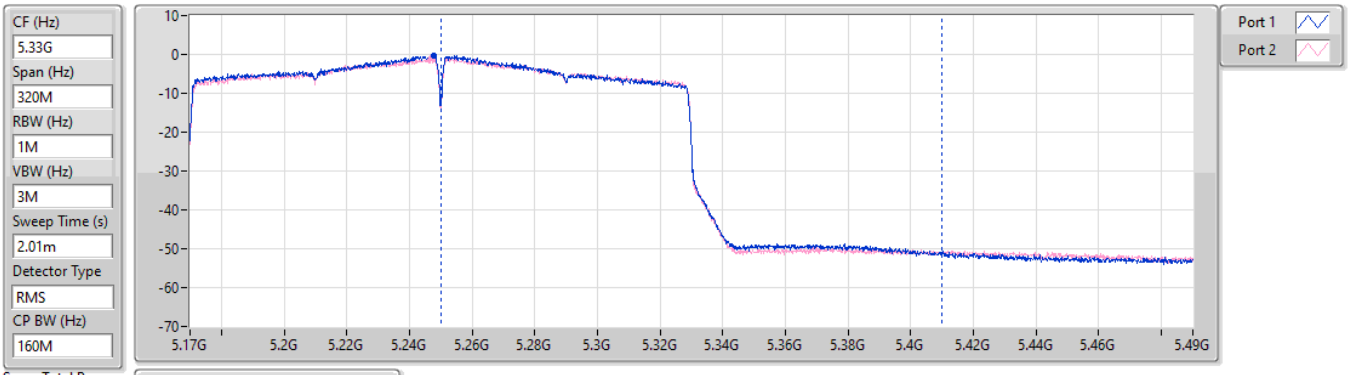

Sum=Total Power
PX=Port X

Sum(dBm)	P1(dBm)	P2(dBm)
17.39	14.49	14.27

Summary

Mode	PD (dBm/RBW)
5.15-5.25GHz	-
802.11a_Nss1,(6Mbps)_2TX	15.31
802.11ax HEW20_Nss1,(MCS0)_2TX	15.26
802.11ax HEW20-BF_Nss1,(MCS0)_2TX	15.34
802.11ax HEW40_Nss1,(MCS0)_2TX	13.73
802.11ax HEW40-BF_Nss1,(MCS0)_2TX	14.02
802.11ax HEW80_Nss1,(MCS0)_2TX	6.87
802.11ax HEW80-BF_Nss1,(MCS0)_2TX	6.69
802.11ax HEW160_Nss1,(MCS0)_2TX	3.42
802.11ax HEW160-BF_Nss1,(MCS0)_2TX	0.50
5.25-5.35GHz	-
802.11a_Nss1,(6Mbps)_2TX	9.29
802.11ax HEW20_Nss1,(MCS0)_2TX	9.24
802.11ax HEW20-BF_Nss1,(MCS0)_2TX	9.08
802.11ax HEW40_Nss1,(MCS0)_2TX	9.29
802.11ax HEW40-BF_Nss1,(MCS0)_2TX	7.16
802.11ax HEW80_Nss1,(MCS0)_2TX	7.23
802.11ax HEW80-BF_Nss1,(MCS0)_2TX	4.35
802.11ax HEW160_Nss1,(MCS0)_2TX	3.40
802.11ax HEW160-BF_Nss1,(MCS0)_2TX	0.40
5.47-5.725GHz	-
802.11a_Nss1,(6Mbps)_2TX	9.45
802.11ax HEW20_Nss1,(MCS0)_2TX	9.41
802.11ax HEW20-BF_Nss1,(MCS0)_2TX	9.32
802.11ax HEW40_Nss1,(MCS0)_2TX	9.41
802.11ax HEW40-BF_Nss1,(MCS0)_2TX	7.83
802.11ax HEW80_Nss1,(MCS0)_2TX	7.31
802.11ax HEW80-BF_Nss1,(MCS0)_2TX	4.89
802.11ax HEW160_Nss1,(MCS0)_2TX	4.36
802.11ax HEW160-BF_Nss1,(MCS0)_2TX	-5.20
5.725-5.85GHz	-
802.11a_Nss1,(6Mbps)_2TX	16.82
802.11ax HEW20_Nss1,(MCS0)_2TX	17.39
802.11ax HEW20-BF_Nss1,(MCS0)_2TX	14.44
802.11ax HEW40_Nss1,(MCS0)_2TX	14.65
802.11ax HEW40-BF_Nss1,(MCS0)_2TX	12.18
802.11ax HEW80_Nss1,(MCS0)_2TX	9.43
802.11ax HEW80-BF_Nss1,(MCS0)_2TX	9.17

RBW = 500kHz for 5.725-5.85GHz band / 1MHz for other band;

Result

Mode	Result	DG (dBi)	Port 1 (dBm/RBW)	Port 2 (dBm/RBW)	PD (dBm/RBW)	PD Limit (dBm/RBW)
802.11a_Nss1,(6Mbps)_2TX	-	-	-	-	-	-
5180MHz	Pass	7.40	12.25	12.11	15.15	15.60
5200MHz	Pass	7.40	12.42	12.23	15.31	15.60
5240MHz	Pass	7.40	12.17	12.17	15.18	15.60
5260MHz	Pass	7.46	6.49	6.07	9.29	9.54
5300MHz	Pass	7.46	6.13	6.16	9.08	9.54
5320MHz	Pass	7.46	6.25	6.33	9.23	9.54
5500MHz	Pass	7.49	6.60	6.37	9.45	9.51
5580MHz	Pass	7.49	6.21	6.09	9.10	9.51
5700MHz	Pass	7.49	5.93	6.09	9.01	9.51
5745MHz	Pass	7.49	13.44	13.83	16.60	28.51
5785MHz	Pass	7.49	12.86	13.39	16.12	28.51
5825MHz	Pass	7.49	13.98	13.72	16.82	28.51
802.11ax HEW20_Nss1,(MCS0)_2TX	-	-	-	-	-	-
5180MHz	Pass	7.40	11.44	11.12	14.18	15.60
5200MHz	Pass	7.40	12.39	12.26	15.26	15.60
5240MHz	Pass	7.40	12.17	12.11	15.13	15.60
5260MHz	Pass	7.46	6.49	6.07	9.24	9.54
5300MHz	Pass	7.46	6.17	6.25	9.18	9.54
5320MHz	Pass	7.46	6.24	6.30	9.22	9.54
5500MHz	Pass	7.49	6.11	6.00	9.03	9.51
5580MHz	Pass	7.49	6.14	6.11	9.09	9.51
5700MHz	Pass	7.49	6.28	6.54	9.41	9.51
5745MHz	Pass	7.49	14.02	14.73	17.39	28.51
5785MHz	Pass	7.49	13.15	14.24	16.70	28.51
5825MHz	Pass	7.49	13.69	13.59	16.64	28.51
802.11ax HEW40_Nss1,(MCS0)_2TX	-	-	-	-	-	-
5190MHz	Pass	7.40	6.64	6.28	9.39	15.60
5230MHz	Pass	7.40	10.63	10.89	13.73	15.60
5270MHz	Pass	7.46	6.24	6.15	9.16	9.54
5310MHz	Pass	7.46	6.49	6.11	9.29	9.54
5510MHz	Pass	7.49	6.31	6.15	9.21	9.51
5550MHz	Pass	7.49	6.56	6.35	9.41	9.51
5670MHz	Pass	7.49	6.11	6.40	9.25	9.51
5755MHz	Pass	7.49	10.69	11.17	13.90	28.51
5795MHz	Pass	7.49	11.31	12.11	14.65	28.51
802.11ax HEW80_Nss1,(MCS0)_2TX	-	-	-	-	-	-
5210MHz	Pass	7.40	4.10	3.78	6.87	15.60
5290MHz	Pass	7.46	4.24	4.21	7.23	9.54
5530MHz	Pass	7.49	4.25	4.17	7.14	9.51
5610MHz	Pass	7.49	4.22	4.40	7.31	9.51
5775MHz	Pass	7.49	6.30	6.62	9.43	28.51
802.11ax HEW160_Nss1,(MCS0)_2TX	-	-	-	-	-	-
5250MHz Straddle 5.15-5.25GHz	Pass	7.40	0.49	0.35	3.42	15.60
5250MHz Straddle 5.25-5.35GHz	Pass	7.46	0.39	0.45	3.40	9.54
5570MHz	Pass	7.49	1.61	1.27	4.36	9.51
802.11ax HEW20-BF_Nss1,(MCS0)_2TX	-	-	-	-	-	-
5180MHz	Pass	7.40	10.65	11.37	13.92	15.60
5200MHz	Pass	7.40	12.73	13.09	15.34	15.60
5240MHz	Pass	7.40	12.38	12.57	14.64	15.60
5260MHz	Pass	7.46	5.56	5.94	8.70	9.54
5300MHz	Pass	7.46	6.03	6.19	9.08	9.54
5320MHz	Pass	7.46	5.54	5.96	8.71	9.54
5500MHz	Pass	7.49	5.95	6.32	8.94	9.51
5580MHz	Pass	7.49	6.19	6.53	9.32	9.51

Mode	Result	DG (dBi)	Port 1 (dBm/RBW)	Port 2 (dBm/RBW)	PD (dBm/RBW)	PD Limit (dBm/RBW)
5700MHz	Pass	7.49	5.77	5.83	8.75	9.51
5745MHz	Pass	7.49	11.18	11.48	14.32	28.51
5785MHz	Pass	7.49	11.42	11.08	14.22	28.51
5825MHz	Pass	7.49	10.87	12.12	14.44	28.51
802.11ax HEW40-BF_Nss1,(MCS0)_2TX	-	-	-	-	-	-
5190MHz	Pass	7.40	7.49	7.64	10.49	15.60
5230MHz	Pass	7.40	11.02	11.07	14.02	15.60
5270MHz	Pass	7.46	3.99	3.86	6.94	9.54
5310MHz	Pass	7.46	4.08	4.28	7.16	9.54
5510MHz	Pass	7.49	4.29	4.25	7.21	9.51
5550MHz	Pass	7.49	4.59	5.25	7.83	9.51
5670MHz	Pass	7.49	4.11	4.01	7.02	9.51
5755MHz	Pass	7.49	8.79	9.56	12.18	28.51
5795MHz	Pass	7.49	8.90	8.51	11.62	28.51
802.11ax HEW80-BF_Nss1,(MCS0)_2TX	-	-	-	-	-	-
5210MHz	Pass	7.40	4.15	3.17	6.69	15.60
5290MHz	Pass	7.46	1.56	1.24	4.35	9.54
5530MHz	Pass	7.49	2.03	1.94	4.89	9.51
5610MHz	Pass	7.49	1.81	1.49	4.61	9.51
5775MHz	Pass	7.49	6.29	6.28	9.17	28.51
802.11ax HEW160-BF_Nss1,(MCS0)_2TX	-	-	-	-	-	-
5250MHz Straddle 5.15-5.25GHz	Pass	7.40	-2.45	-2.57	0.50	15.60
5250MHz Straddle 5.25-5.35GHz	Pass	7.46	-2.31	-2.81	0.40	9.54
5570MHz	Pass	7.49	-8.23	-8.06	-5.20	9.51

DG = Directional Gain; RBW = 500kHz for 5.725-5.85GHz band / 1MHz for other band;
PD = trace bin-by-bin of each transmits port summing can be performed maximum power density; Port X = Port X Power Density;

5.15-5.25GHz_802.11a_Nss1,(6Mbps)_2TX **PSD**

5180MHz

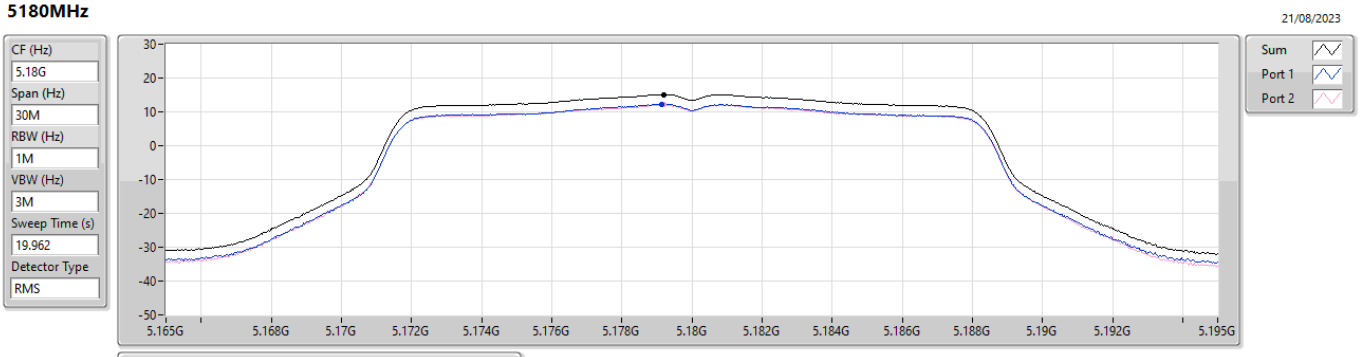

Sum	PD	Port 1	Port 2
(dBm/RBW)	(dBm/RBW)	(dBm/RBW)	(dBm/RBW)
15.15	15.15	12.25	12.11

5.15-5.25GHz_802.11a_Nss1,(6Mbps)_2TX **PSD**

5200MHz

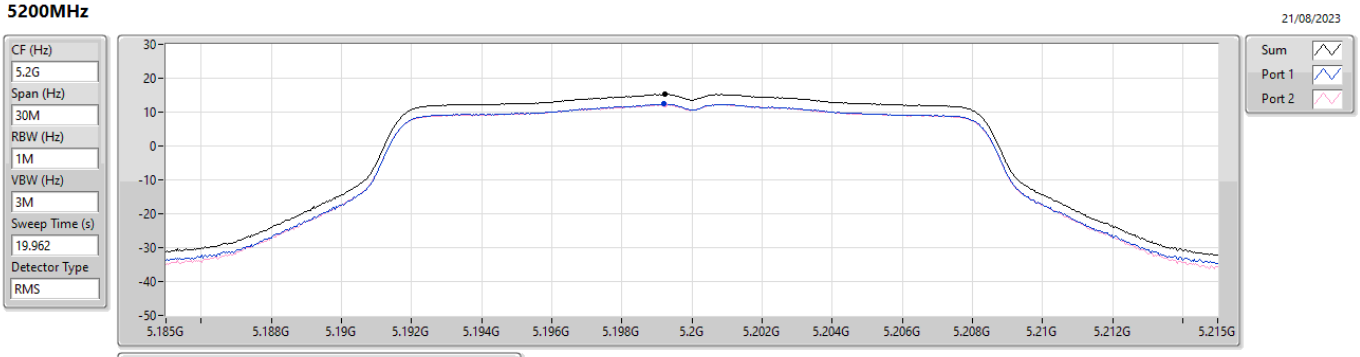

Sum	PD	Port 1	Port 2
(dBm/RBW)	(dBm/RBW)	(dBm/RBW)	(dBm/RBW)
15.31	15.31	12.42	12.23

5.15-5.25GHz_802.11a_Nss1,(6Mbps)_2TX **PSD**

5240MHz

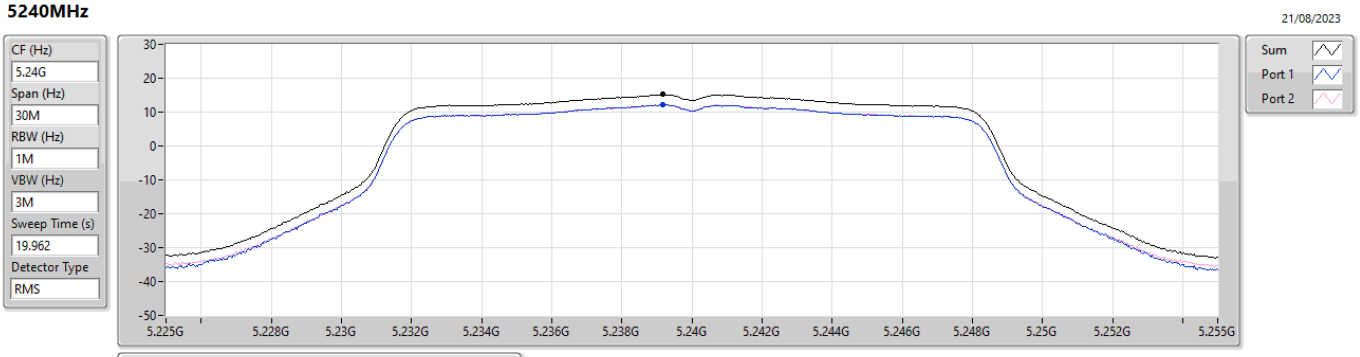

Sum	PD	Port 1	Port 2
(dBm/RBW)	(dBm/RBW)	(dBm/RBW)	(dBm/RBW)
15.18	15.18	12.17	12.17

5.25-5.35GHz_802.11a_Nss1,(6Mbps)_2TX **PSD**

5260MHz

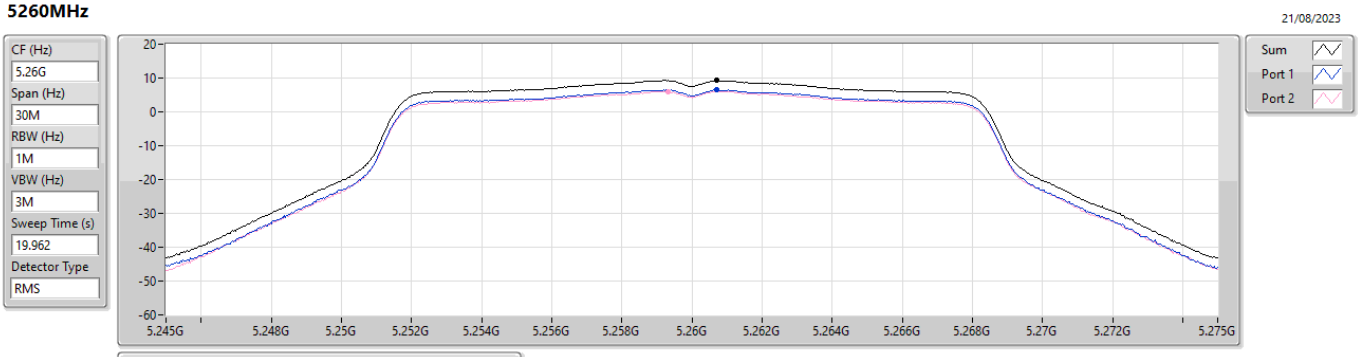

Sum	PD	Port 1	Port 2
(dBm/RBW)	(dBm/RBW)	(dBm/RBW)	(dBm/RBW)
9.29	9.29	6.49	6.07

5.25-5.35GHz_802.11a_Nss1,(6Mbps)_2TX **PSD**

5300MHz

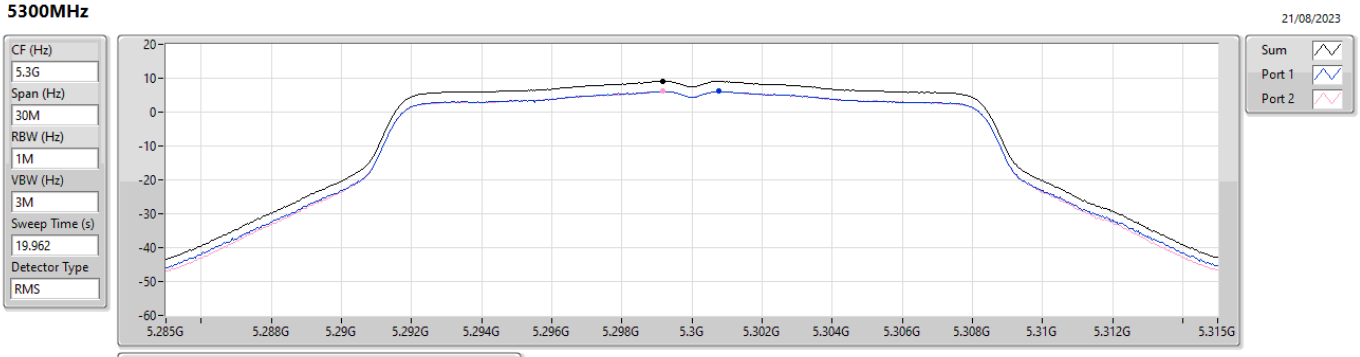

Sum	PD	Port 1	Port 2
(dBm/RBW)	(dBm/RBW)	(dBm/RBW)	(dBm/RBW)
9.08	9.08	6.13	6.16

5.25-5.35GHz_802.11a_Nss1,(6Mbps)_2TX **PSD**

5320MHz

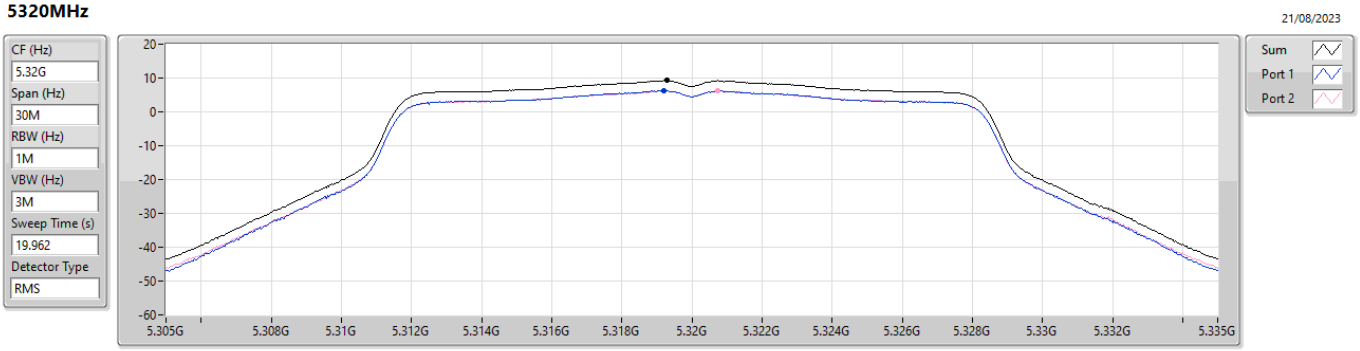

Sum	PD	Port 1	Port 2
(dBm/RBW)	(dBm/RBW)	(dBm/RBW)	(dBm/RBW)
9.23	9.23	6.25	6.33

5.47-5.725GHz_802.11a_Nss1,(6Mbps)_2TX **PSD**

5500MHz

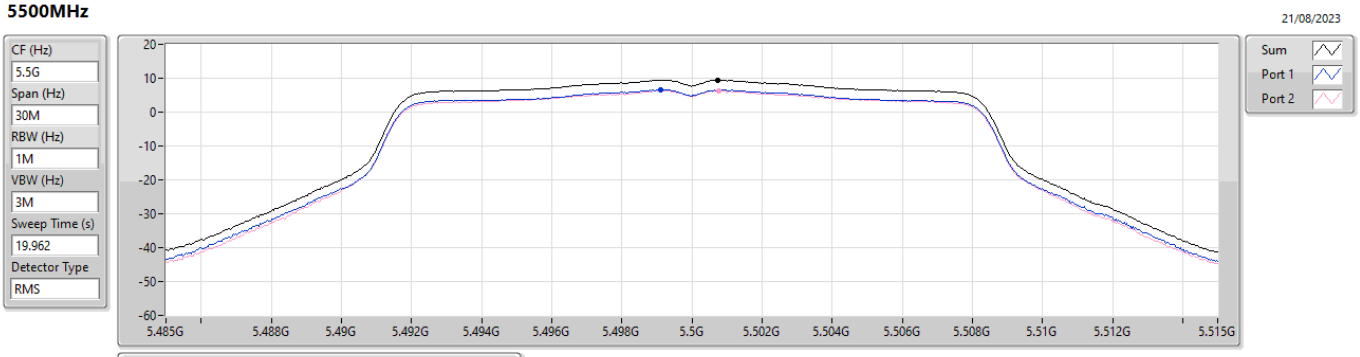

Sum	PD	Port 1	Port 2
(dBm/RBW)	(dBm/RBW)	(dBm/RBW)	(dBm/RBW)
9.45	9.45	6.60	6.37

5.47-5.725GHz_802.11a_Nss1,(6Mbps)_2TX **PSD**

5580MHz

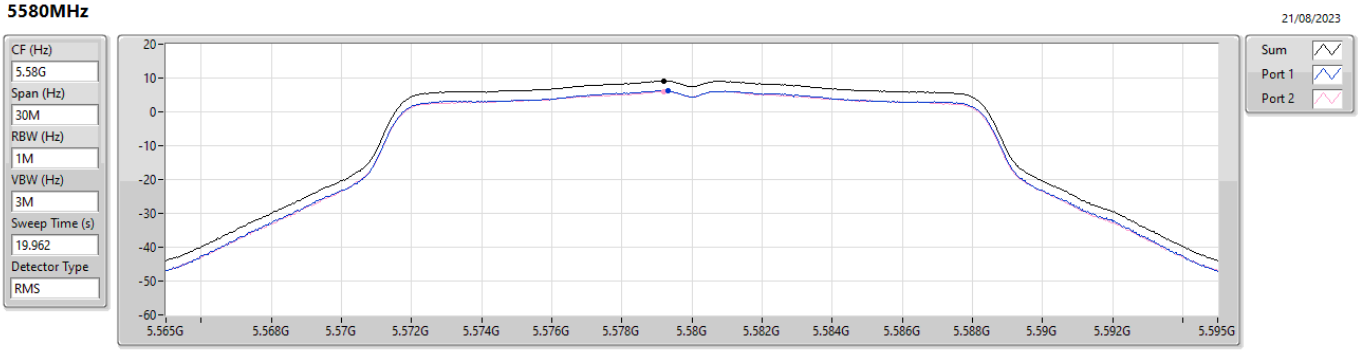

Sum	PD	Port 1	Port 2
(dBm/RBW)	(dBm/RBW)	(dBm/RBW)	(dBm/RBW)
9.10	9.10	6.21	6.09

5.47-5.725GHz_802.11a_Nss1,(6Mbps)_2TX **PSD**

5700MHz

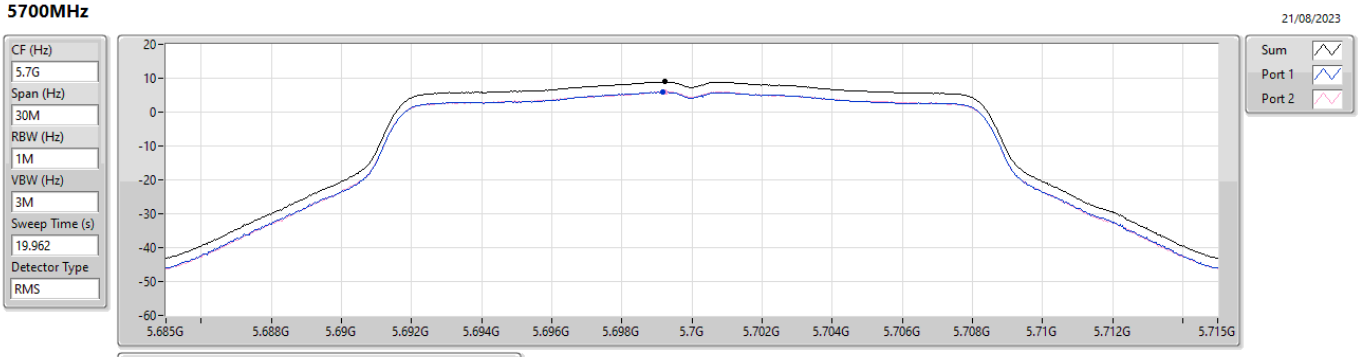

Sum	PD	Port 1	Port 2
(dBm/RBW)	(dBm/RBW)	(dBm/RBW)	(dBm/RBW)
9.01	9.01	5.93	6.09

5.725-5.85GHz_802.11a_Nss1,(6Mbps)_2TX **PSD**

5745MHz

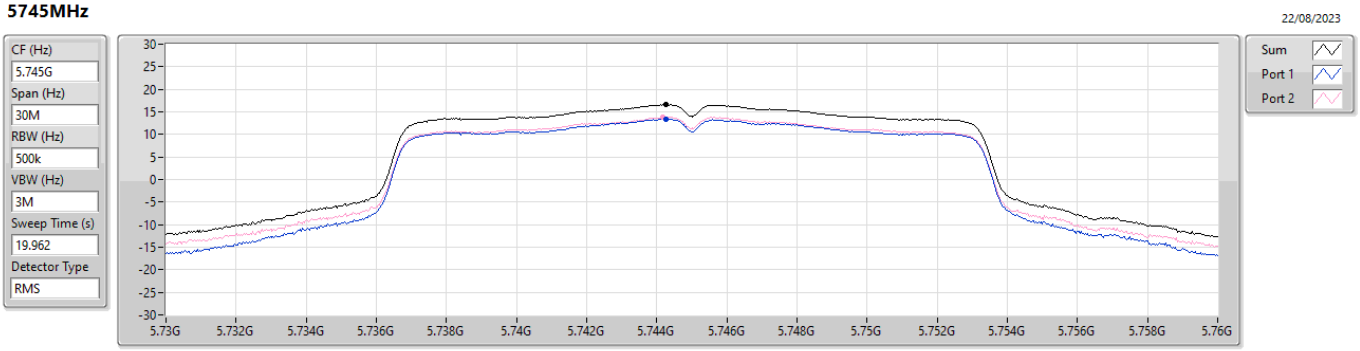

Sum	PD	Port 1	Port 2
(dBm/RBW)	(dBm/RBW)	(dBm/RBW)	(dBm/RBW)
16.60	16.60	13.44	13.83

5.725-5.85GHz_802.11a_Nss1,(6Mbps)_2TX **PSD**

5785MHz

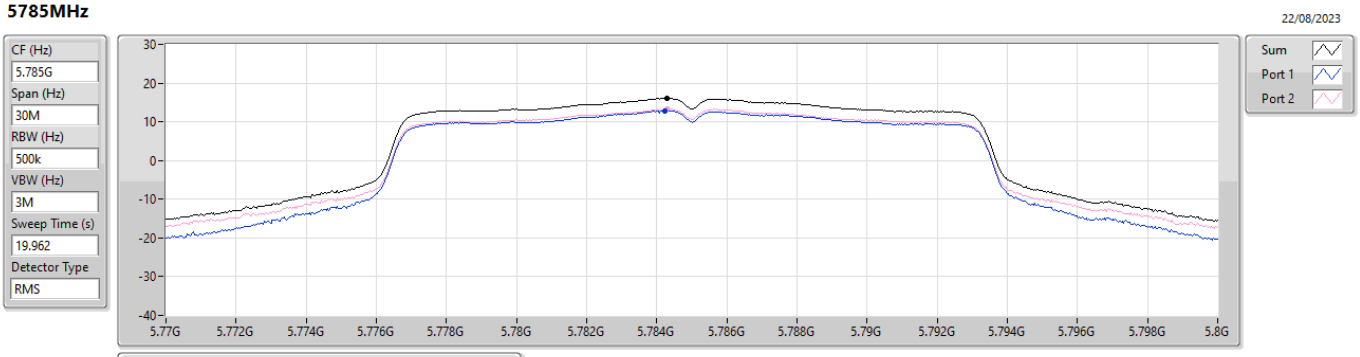

Sum	PD	Port 1	Port 2
(dBm/RBW)	(dBm/RBW)	(dBm/RBW)	(dBm/RBW)
16.12	16.12	12.86	13.39

5.725-5.85GHz_802.11a_Nss1,(6Mbps)_2TX **PSD**

5825MHz

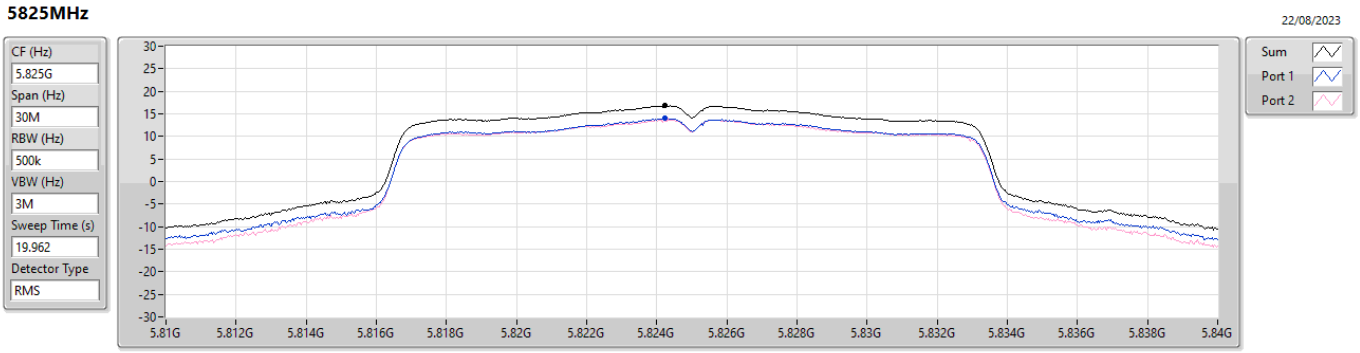

Sum	PD	Port 1	Port 2
(dBm/RBW)	(dBm/RBW)	(dBm/RBW)	(dBm/RBW)
16.82	16.82	13.98	13.72

5.15-5.25GHz_802.11ax HEW20_Nss1,(MCS0)_2TX **PSD**

5180MHz

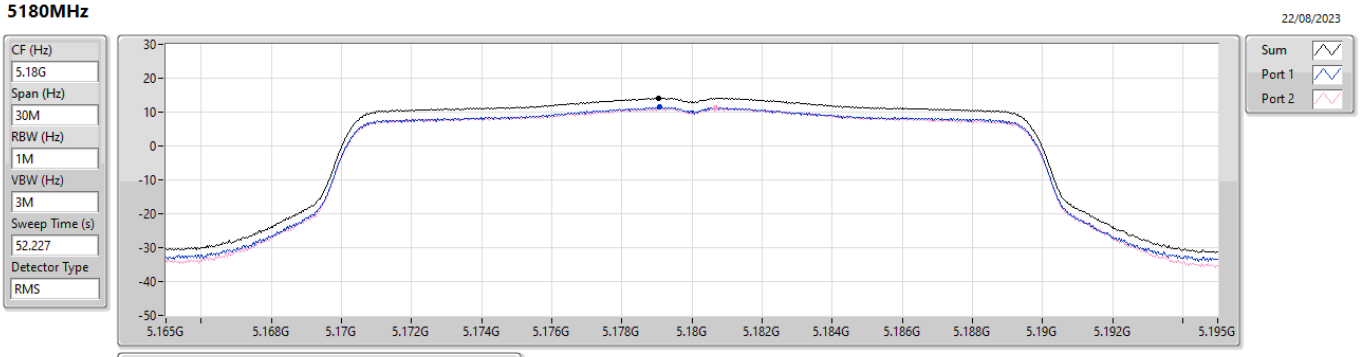

Sum	PD	Port 1	Port 2
(dBm/RBW)	(dBm/RBW)	(dBm/RBW)	(dBm/RBW)
14.18	14.18	11.44	11.12

5.15-5.25GHz_802.11ax HEW20_Nss1,(MCS0)_2TX **PSD**

5200MHz

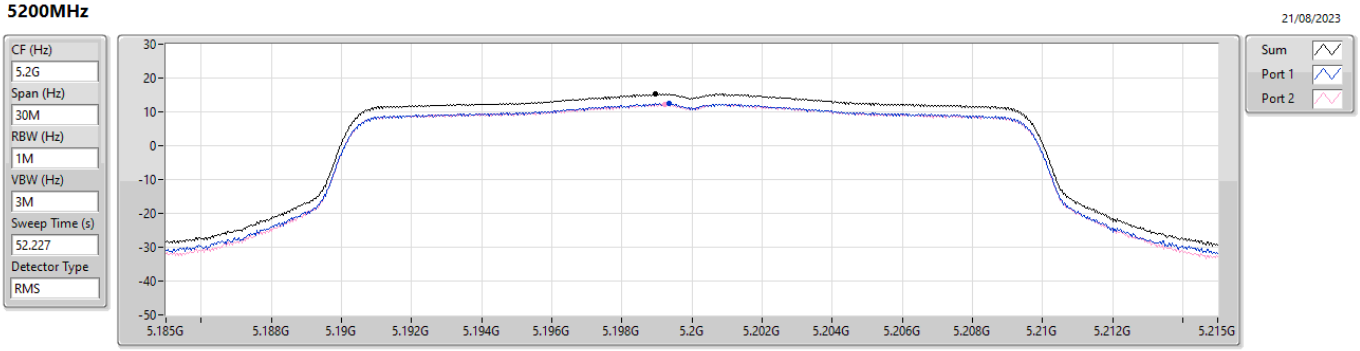

Sum	PD	Port 1	Port 2
(dBm/RBW)	(dBm/RBW)	(dBm/RBW)	(dBm/RBW)
15.26	15.26	12.39	12.26

5.15-5.25GHz_802.11ax HEW20_Nss1,(MCS0)_2TX **PSD**

5240MHz

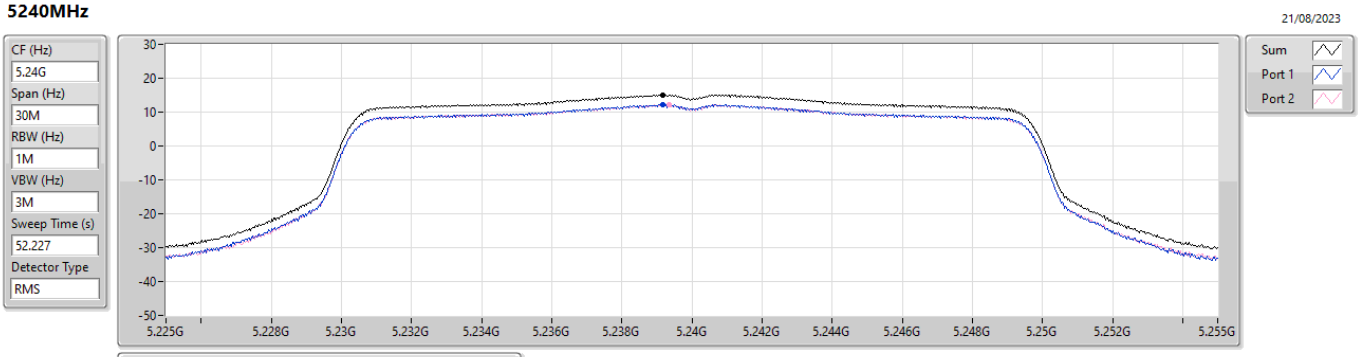

Sum	PD	Port 1	Port 2
(dBm/RBW)	(dBm/RBW)	(dBm/RBW)	(dBm/RBW)
15.13	15.13	12.17	12.11

5.25-5.35GHz_802.11ax HEW20_Nss1,(MCS0)_2TX **PSD**

5260MHz

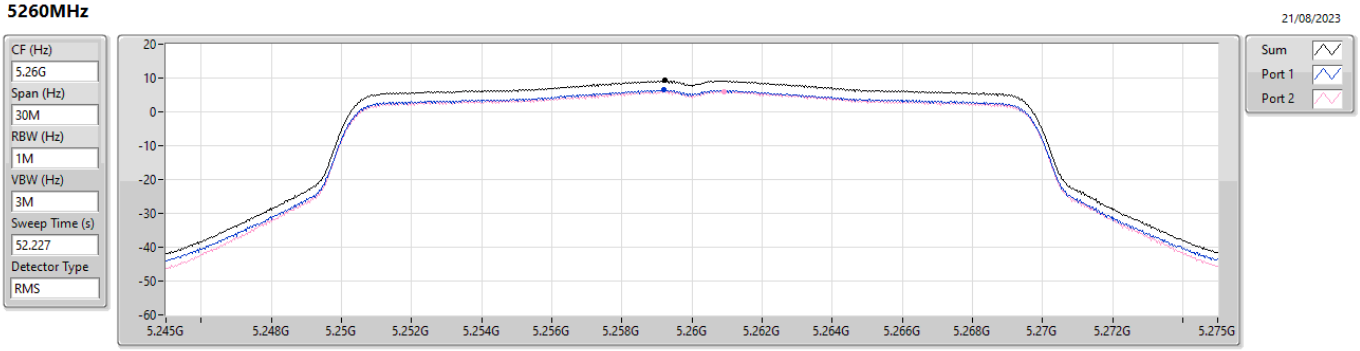

Sum	PD	Port 1	Port 2
(dBm/RBW)	(dBm/RBW)	(dBm/RBW)	(dBm/RBW)
9.24	9.24	6.49	6.07

5.25-5.35GHz_802.11ax HEW20_Nss1,(MCS0)_2TX **PSD**

5300MHz

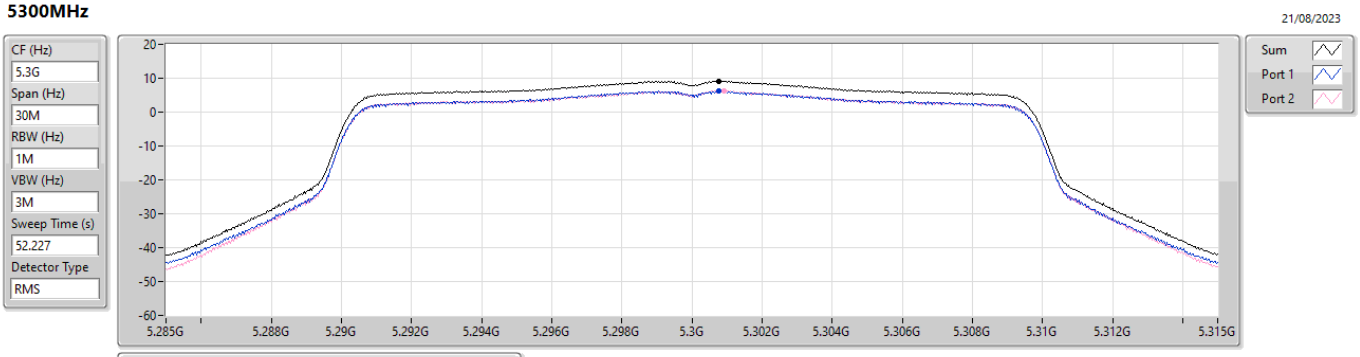

Sum	PD	Port 1	Port 2
(dBm/RBW)	(dBm/RBW)	(dBm/RBW)	(dBm/RBW)
9.18	9.18	6.17	6.25

5.25-5.35GHz_802.11ax HEW20_Nss1,(MCS0)_2TX **PSD**

5320MHz

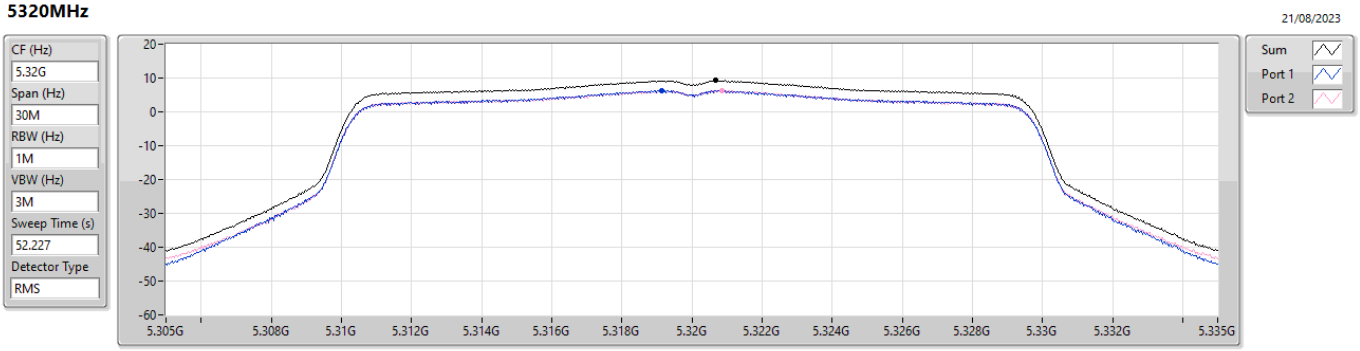

Sum	PD	Port 1	Port 2
(dBm/RBW)	(dBm/RBW)	(dBm/RBW)	(dBm/RBW)
9.22	9.22	6.24	6.30

5.47-5.725GHz_802.11ax HEW20_Nss1,(MCS0)_2TX **PSD**

5500MHz

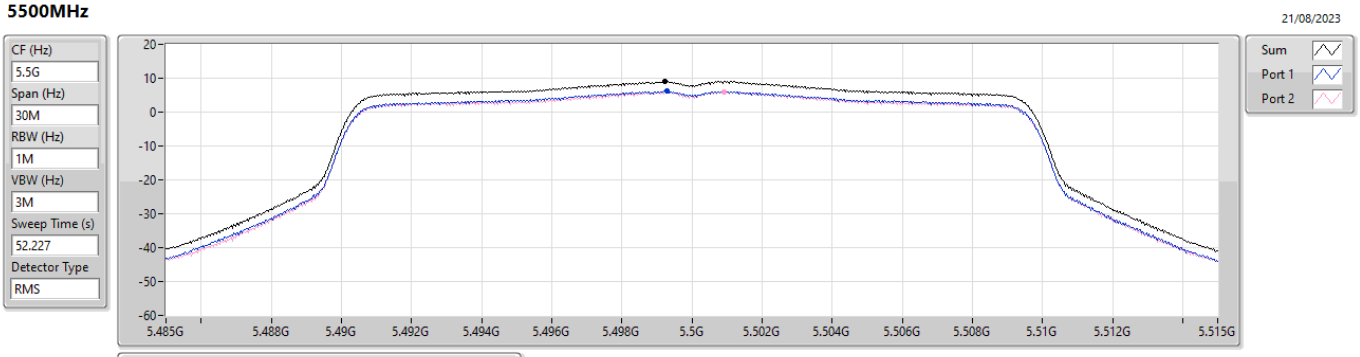

Sum	PD	Port 1	Port 2
(dBm/RBW)	(dBm/RBW)	(dBm/RBW)	(dBm/RBW)
9.03	9.03	6.11	6.00

5.47-5.725GHz_802.11ax HEW20_Nss1,(MCS0)_2TX **PSD**

5580MHz

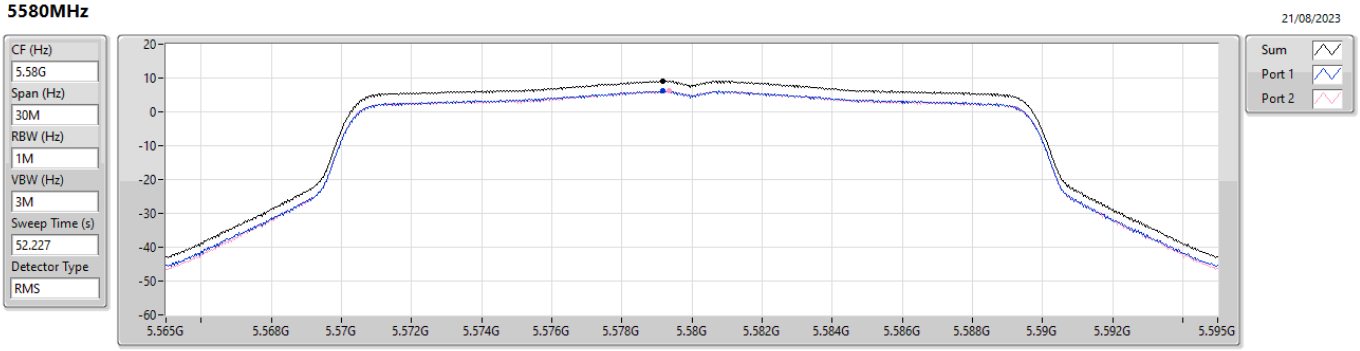

Sum	PD	Port 1	Port 2
(dBm/RBW)	(dBm/RBW)	(dBm/RBW)	(dBm/RBW)
9.09	9.09	6.14	6.11

5.47-5.725GHz_802.11ax HEW20_Nss1,(MCS0)_2TX **PSD**

5700MHz

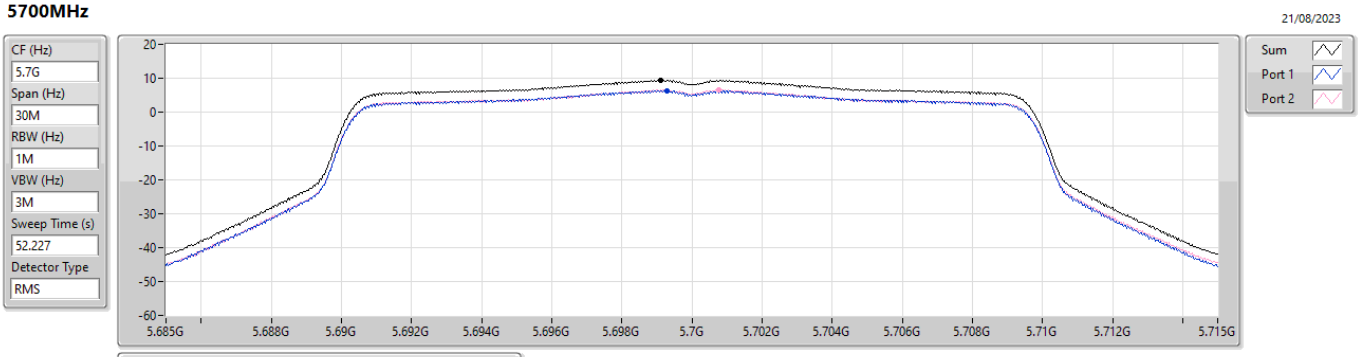

Sum	PD	Port 1	Port 2
(dBm/RBW)	(dBm/RBW)	(dBm/RBW)	(dBm/RBW)
9.41	9.41	6.28	6.54

5.725-5.85GHz_802.11ax HEW20_Nss1,(MCS0)_2TX **PSD**

5745MHz

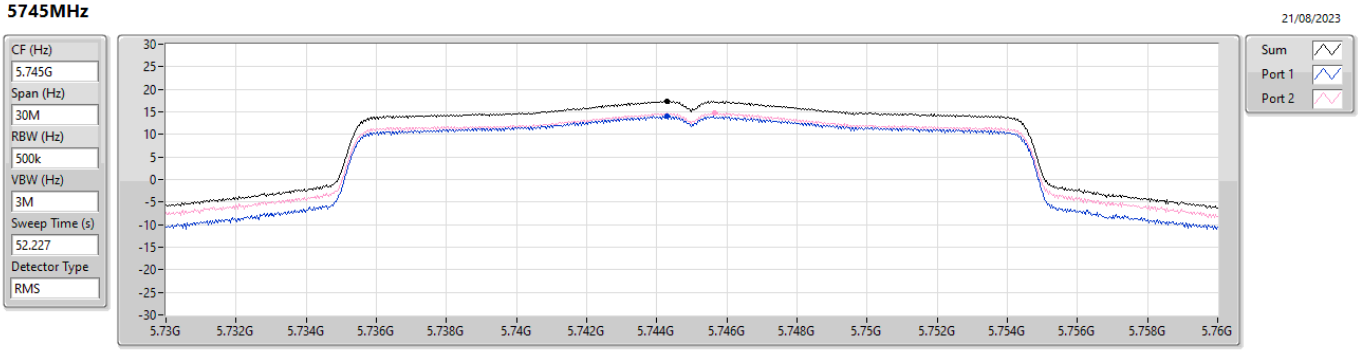

Sum	PD	Port 1	Port 2
(dBm/RBW)	(dBm/RBW)	(dBm/RBW)	(dBm/RBW)
17.39	17.39	14.02	14.73

5.725-5.85GHz_802.11ax HEW20_Nss1,(MCS0)_2TX **PSD**

5785MHz

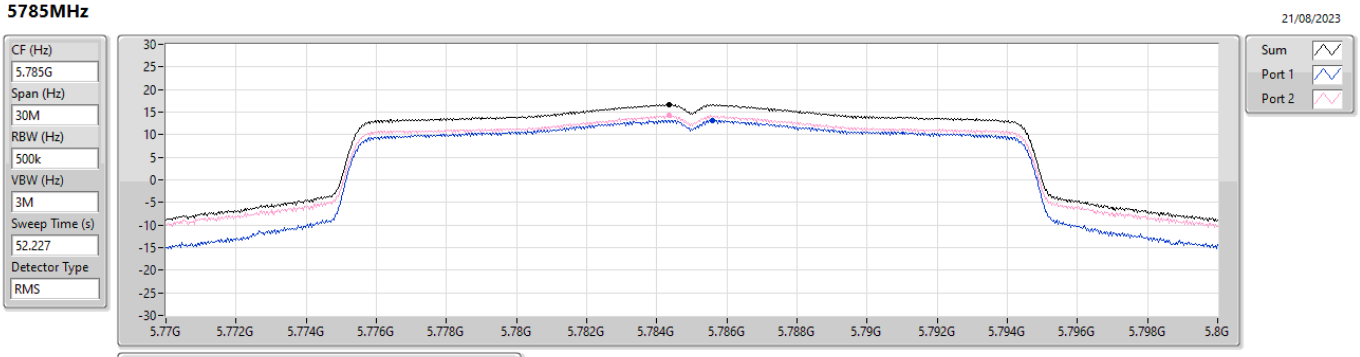

Sum	PD	Port 1	Port 2
(dBm/RBW)	(dBm/RBW)	(dBm/RBW)	(dBm/RBW)
16.70	16.70	13.15	14.24

5.725-5.85GHz_802.11ax HEW20_Nss1,(MCS0)_2TX **PSD**

5825MHz

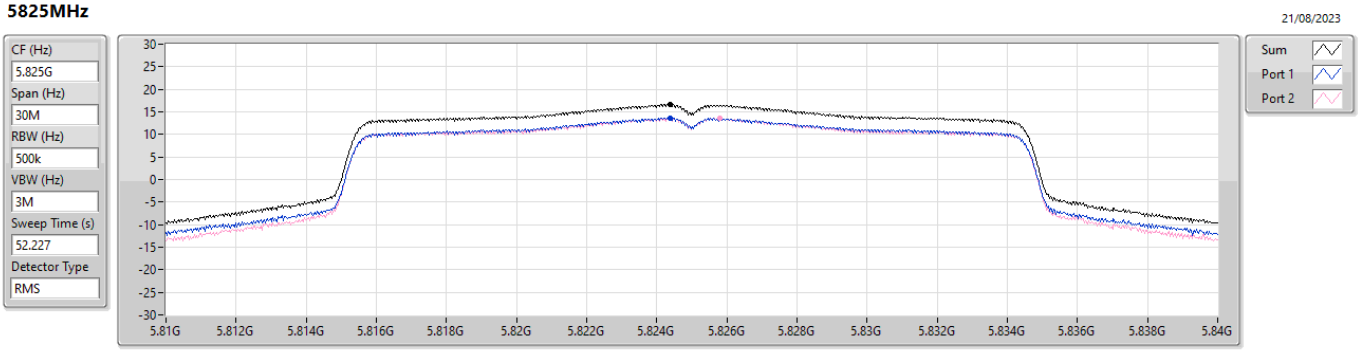

Sum	PD	Port 1	Port 2
(dBm/RBW)	(dBm/RBW)	(dBm/RBW)	(dBm/RBW)
16.64	16.64	13.69	13.59

5.15-5.25GHz_802.11ax HEW40_Nss1,(MCS0)_2TX **PSD**

5190MHz

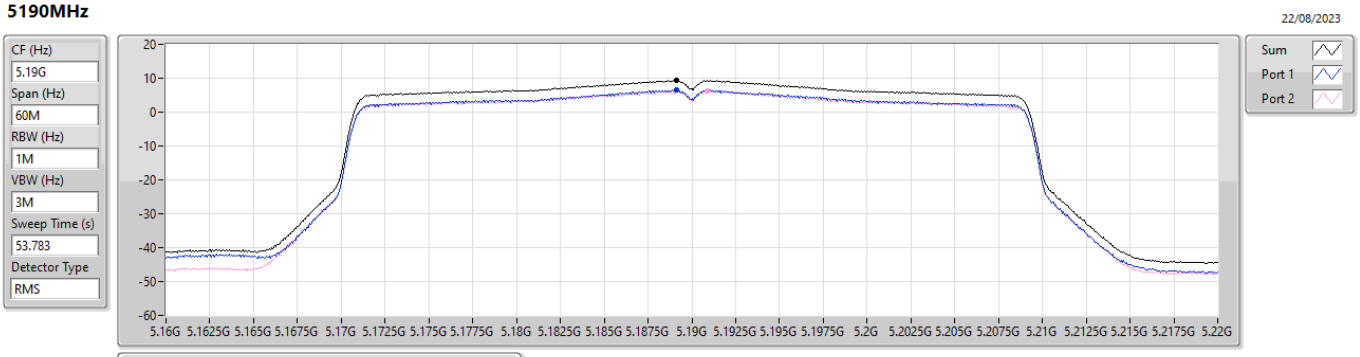

Sum	PD	Port 1	Port 2
(dBm/RBW)	(dBm/RBW)	(dBm/RBW)	(dBm/RBW)
9.39	9.39	6.64	6.28

5.15-5.25GHz_802.11ax HEW40_Nss1,(MCS0)_2TX **PSD**

5230MHz

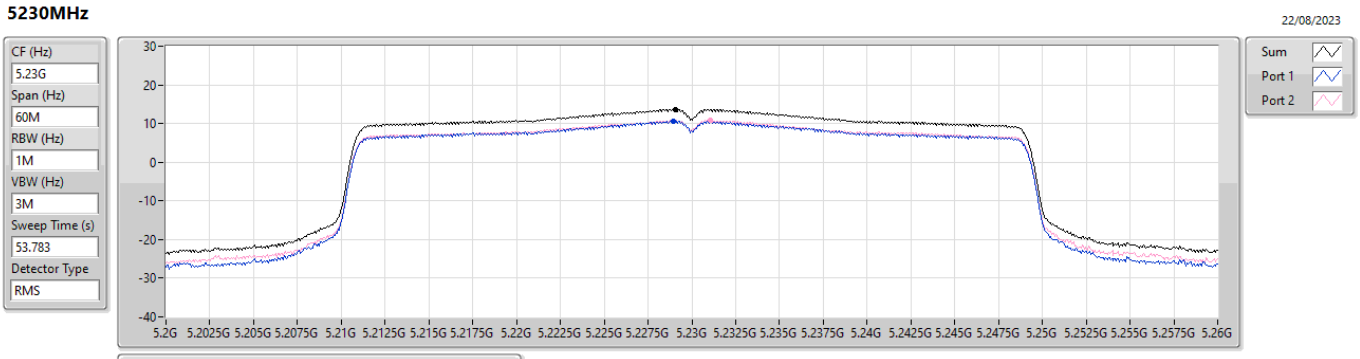

Sum	PD	Port 1	Port 2
(dBm/RBW)	(dBm/RBW)	(dBm/RBW)	(dBm/RBW)
13.73	13.73	10.63	10.89

5.25-5.35GHz_802.11ax HEW40_Nss1,(MCS0)_2TX **PSD**

5270MHz

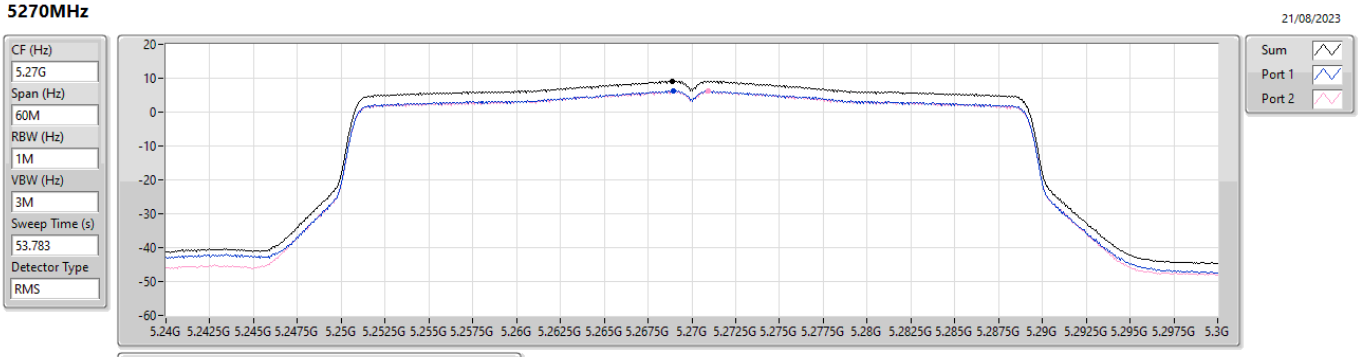

Sum	PD	Port 1	Port 2
(dBm/RBW)	(dBm/RBW)	(dBm/RBW)	(dBm/RBW)
9.16	9.16	6.24	6.15

5.25-5.35GHz_802.11ax HEW40_Nss1,(MCS0)_2TX **PSD**

5310MHz

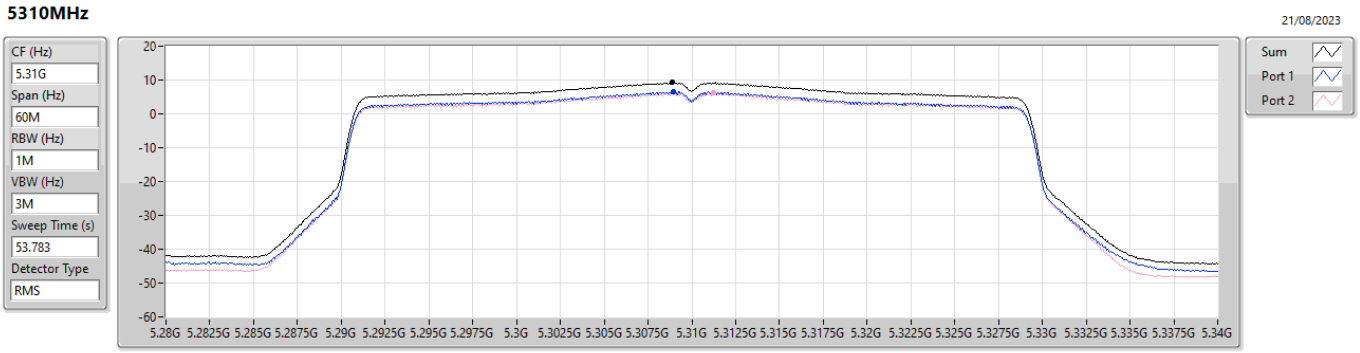

Sum	PD	Port 1	Port 2
(dBm/RBW)	(dBm/RBW)	(dBm/RBW)	(dBm/RBW)
9.29	9.29	6.49	6.11

5.47-5.725GHz_802.11ax HEW40_Nss1,(MCS0)_2TX **PSD**

5510MHz

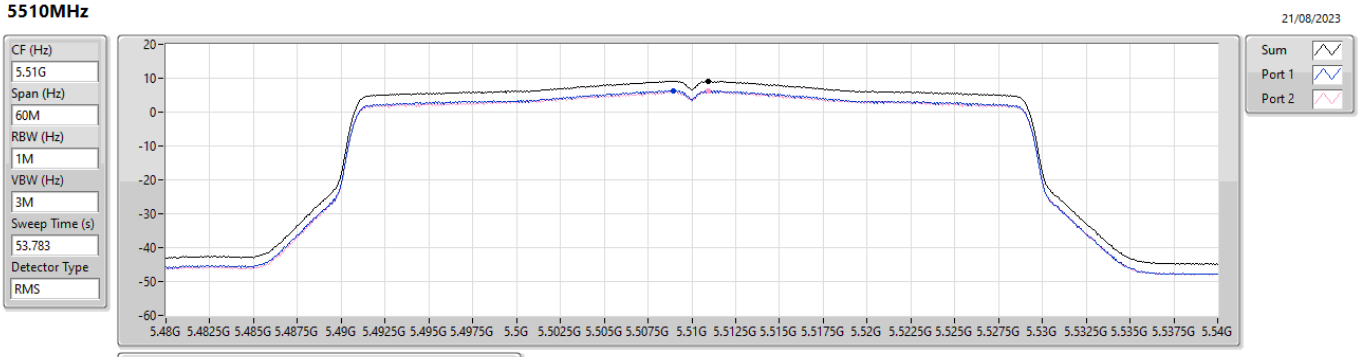

Sum	PD	Port 1	Port 2
(dBm/RBW)	(dBm/RBW)	(dBm/RBW)	(dBm/RBW)
9.21	9.21	6.31	6.15

5.47-5.725GHz_802.11ax HEW40_Nss1,(MCS0)_2TX **PSD**

5550MHz

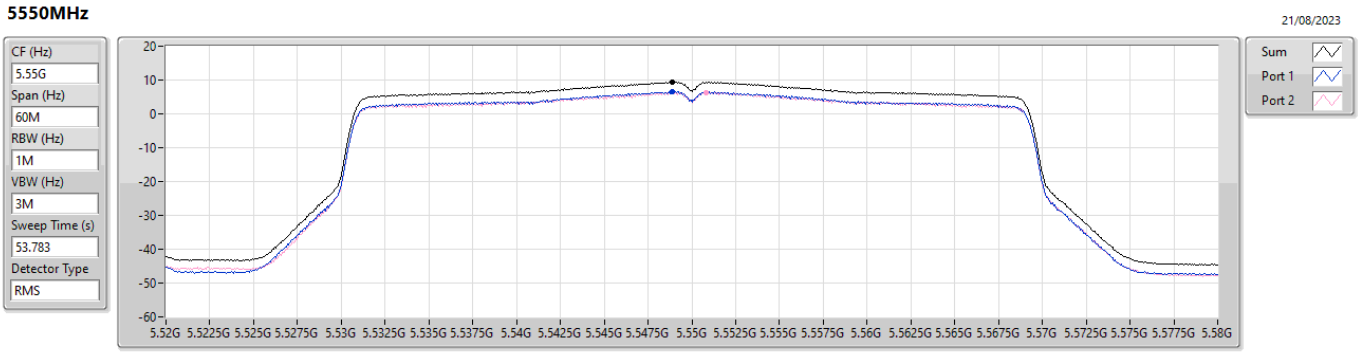

Sum	PD	Port 1	Port 2
(dBm/RBW)	(dBm/RBW)	(dBm/RBW)	(dBm/RBW)
9.41	9.41	6.56	6.35

5.47-5.725GHz_802.11ax HEW40_Nss1,(MCS0)_2TX **PSD**

5670MHz

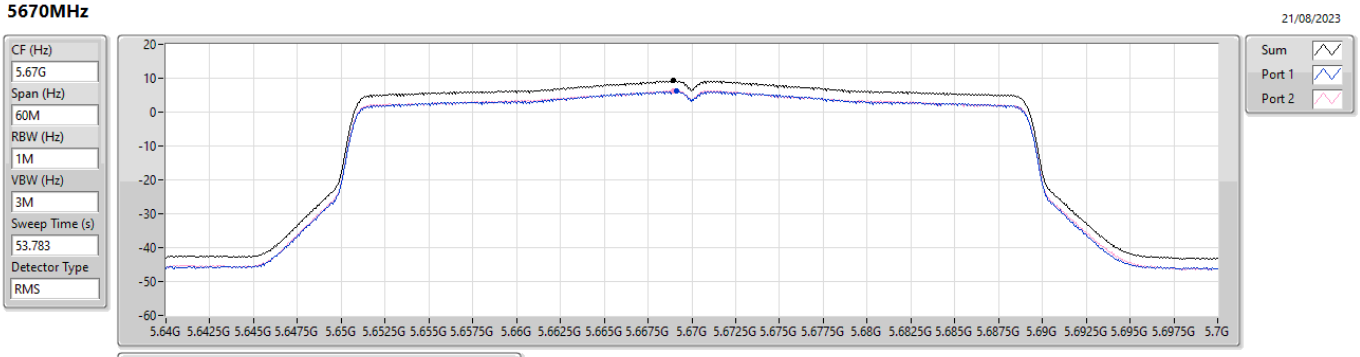

Sum	PD	Port 1	Port 2
(dBm/RBW)	(dBm/RBW)	(dBm/RBW)	(dBm/RBW)
9.25	9.25	6.11	6.40

5.725-5.85GHz_802.11ax HEW40_Nss1,(MCS0)_2TX **PSD**

5755MHz

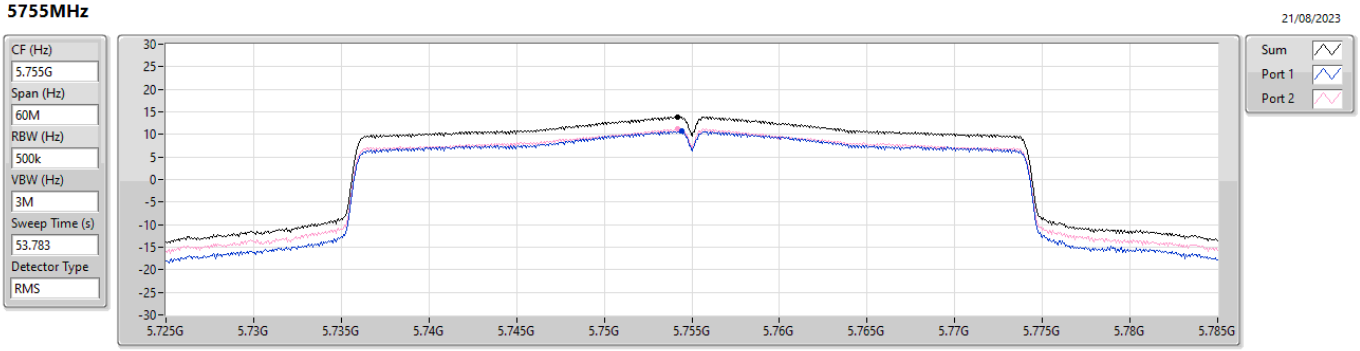

Sum	PD	Port 1	Port 2
(dBm/RBW)	(dBm/RBW)	(dBm/RBW)	(dBm/RBW)
13.90	13.90	10.69	11.17

5.725-5.85GHz_802.11ax HEW40_Nss1,(MCS0)_2TX **PSD**

5795MHz

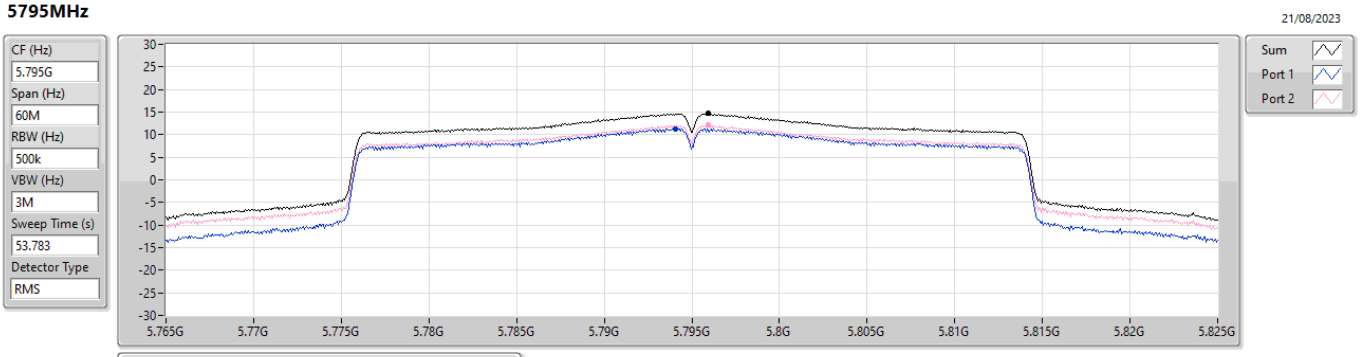

Sum	PD	Port 1	Port 2
(dBm/RBW)	(dBm/RBW)	(dBm/RBW)	(dBm/RBW)
14.65	14.65	11.31	12.11

5.15-5.25GHz_802.11ax HEW80_Nss1,(MCS0)_2TX **PSD**

5210MHz

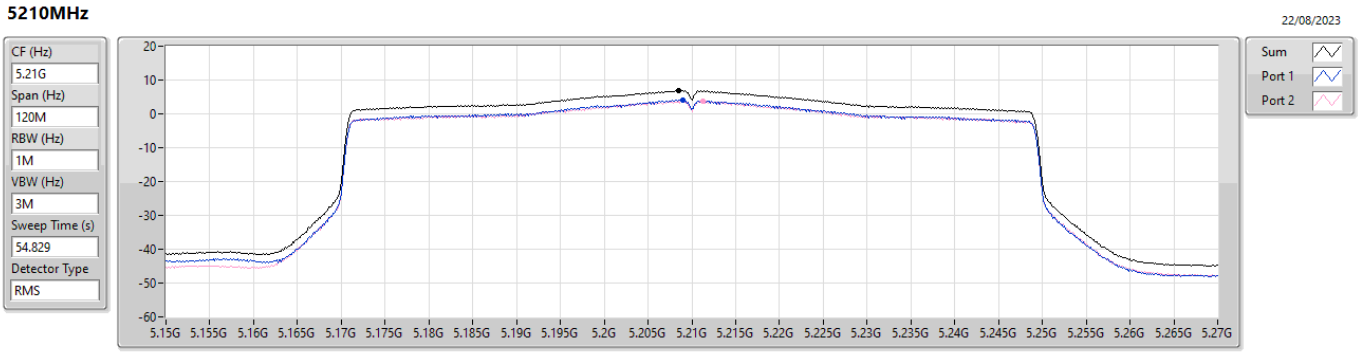

Sum	PD	Port 1	Port 2
(dBm/RBW)	(dBm/RBW)	(dBm/RBW)	(dBm/RBW)
6.87	6.87	4.10	3.78

5.25-5.35GHz_802.11ax HEW80_Nss1,(MCS0)_2TX **PSD**

5290MHz

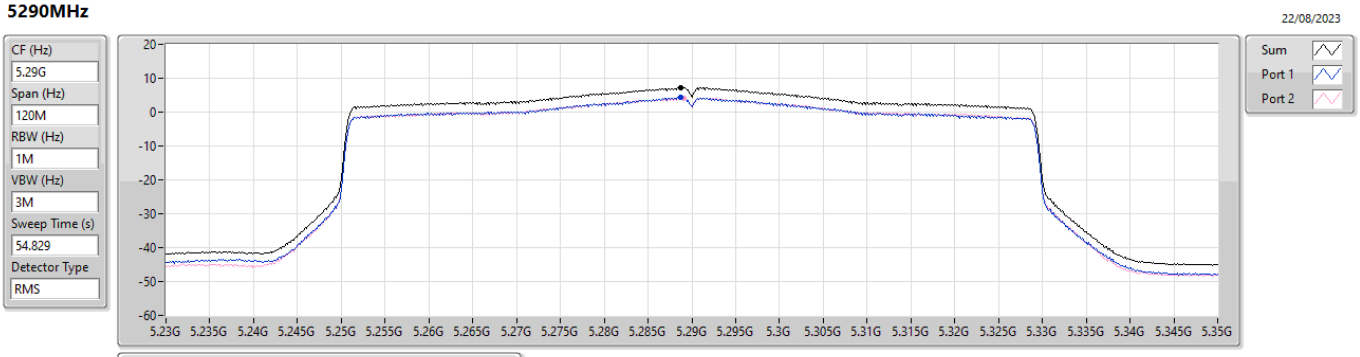

Sum	PD	Port 1	Port 2
(dBm/RBW)	(dBm/RBW)	(dBm/RBW)	(dBm/RBW)
7.23	7.23	4.24	4.21

5.47-5.725GHz_802.11ax HEW80_Nss1,(MCS0)_2TX **PSD**

5530MHz

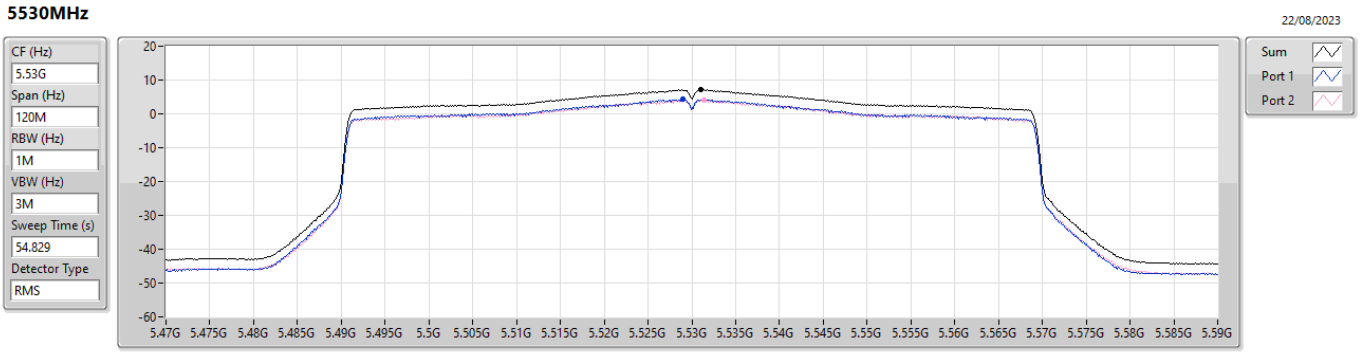

Sum	PD	Port 1	Port 2
(dBm/RBW)	(dBm/RBW)	(dBm/RBW)	(dBm/RBW)
7.14	7.14	4.25	4.17

5.47-5.725GHz_802.11ax HEW80_Nss1,(MCS0)_2TX **PSD**

5610MHz

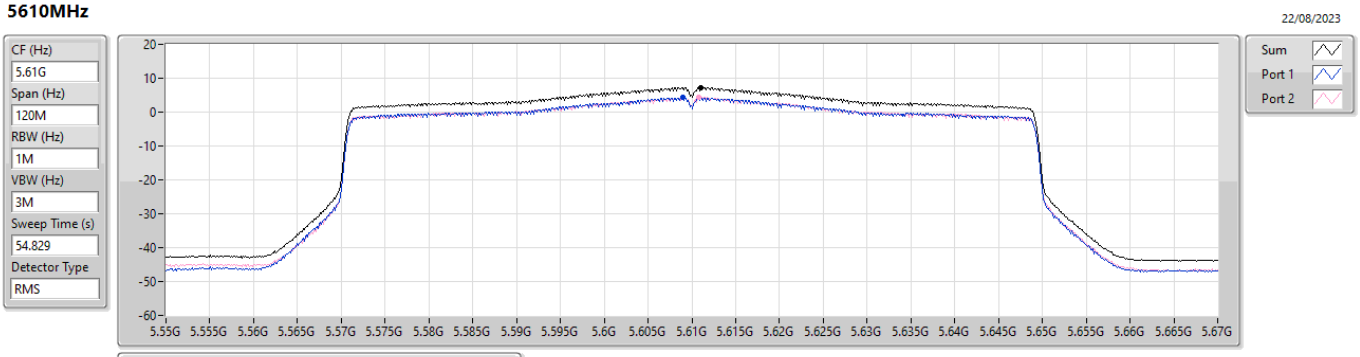

Sum	PD	Port 1	Port 2
(dBm/RBW)	(dBm/RBW)	(dBm/RBW)	(dBm/RBW)
7.31	7.31	4.22	4.40

5.725-5.85GHz_802.11ax HEW80_Nss1,(MCS0)_2TX **PSD**

5775MHz

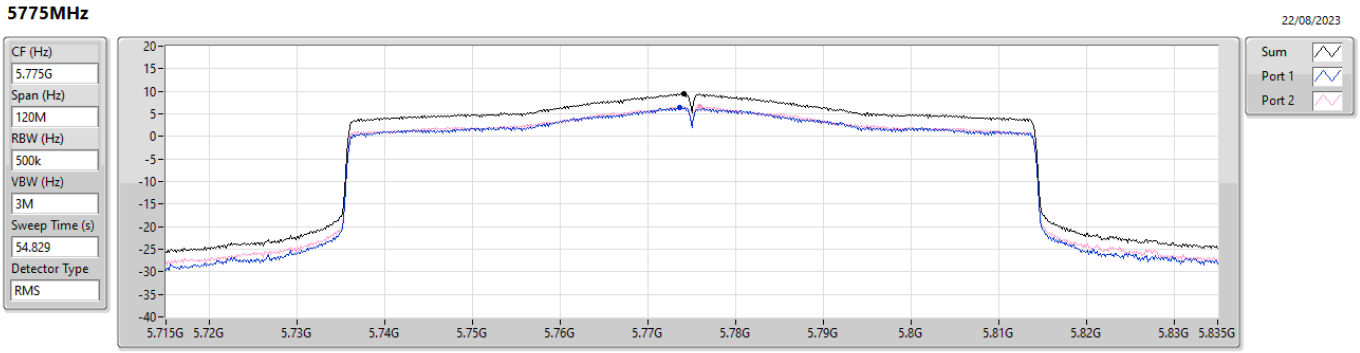

Sum	PD	Port 1	Port 2
(dBm/RBW)	(dBm/RBW)	(dBm/RBW)	(dBm/RBW)
9.43	9.43	6.30	6.62

5.15-5.25GHz_802.11ax HEW160_Nss1,(MCS0)_2TX **PSD**

5250MHz Straddle 5.15-5.25GHz

22/08/2023

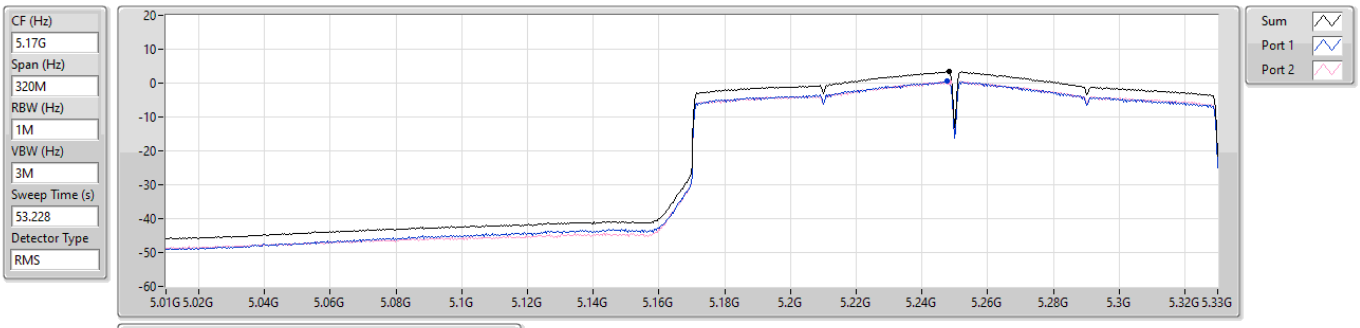

Sum	PD	Port 1	Port 2
(dBm/RBW)	(dBm/RBW)	(dBm/RBW)	(dBm/RBW)
3.42	3.42	0.49	0.35

5.25-5.35GHz_802.11ax HEW160_Nss1,(MCS0)_2TX **PSD**

5250MHz Straddle 5.25-5.35GHz

22/08/2023

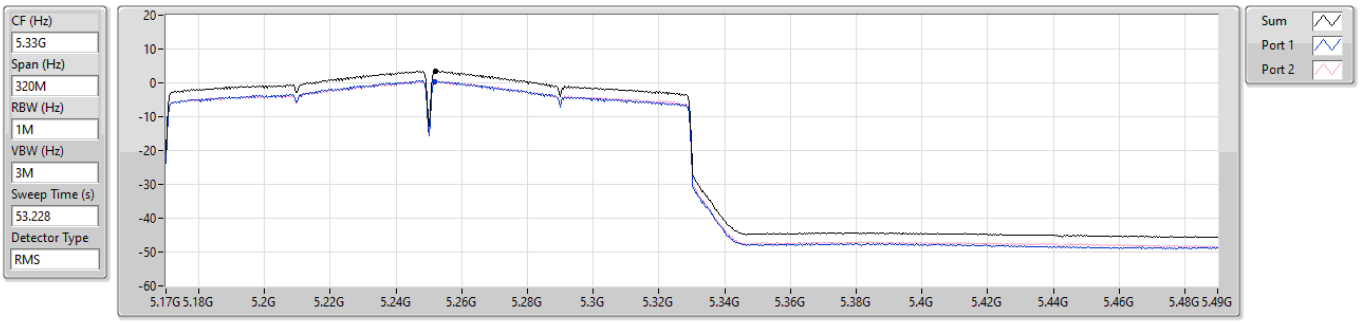

Sum	PD	Port 1	Port 2
(dBm/RBW)	(dBm/RBW)	(dBm/RBW)	(dBm/RBW)
3.40	3.40	0.39	0.45

5.47-5.725GHz_802.11ax HEW160_Nss1,(MCS0)_2TX **PSD**

5570MHz

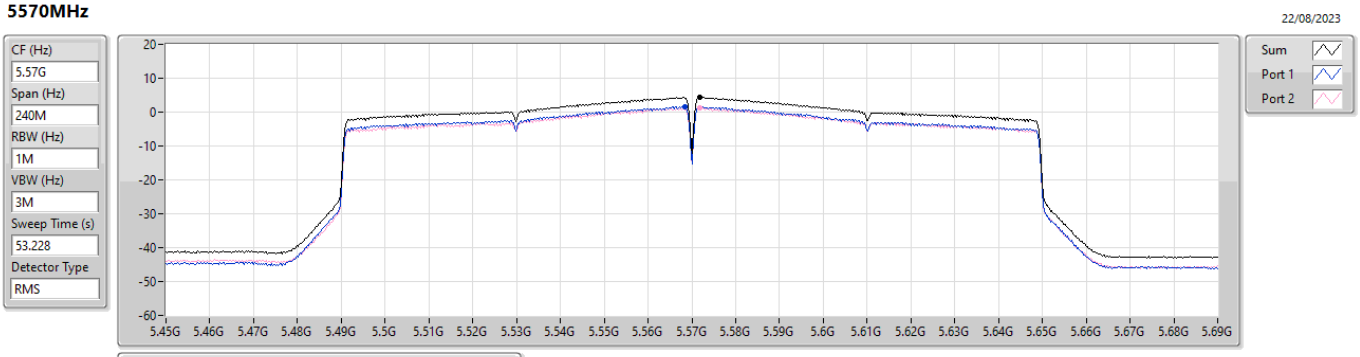

Sum	PD	Port 1	Port 2
(dBm/RBW)	(dBm/RBW)	(dBm/RBW)	(dBm/RBW)
4.36	4.36	1.61	1.27

5.15-5.25GHz_802.11ax HEW20-BF_Nss1,(MCS0)_2TX **PSD**

5180MHz

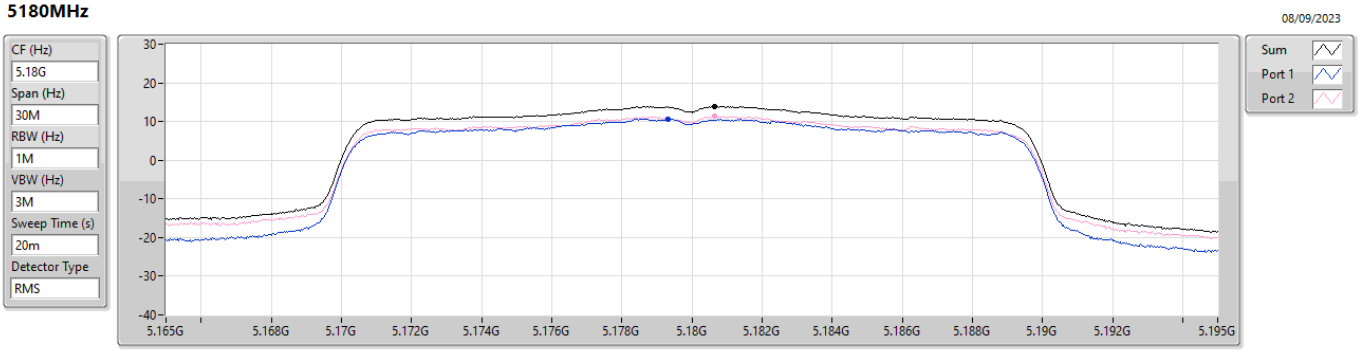

Sum	PD	Port 1	Port 2
(dBm/RBW)	(dBm/RBW)	(dBm/RBW)	(dBm/RBW)
13.92	13.92	10.65	11.37

5.15-5.25GHz_802.11ax HEW20-BF_Nss1,(MCS0)_2TX **PSD**

5200MHz

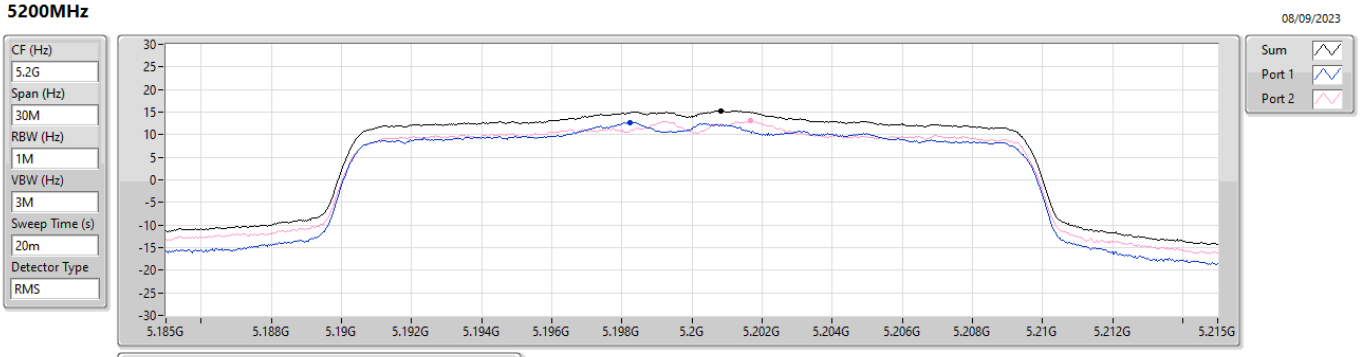

Sum	PD	Port 1	Port 2
(dBm/RBW)	(dBm/RBW)	(dBm/RBW)	(dBm/RBW)
15.34	15.34	12.73	13.09

5.15-5.25GHz_802.11ax HEW20-BF_Nss1,(MCS0)_2TX **PSD**

5240MHz

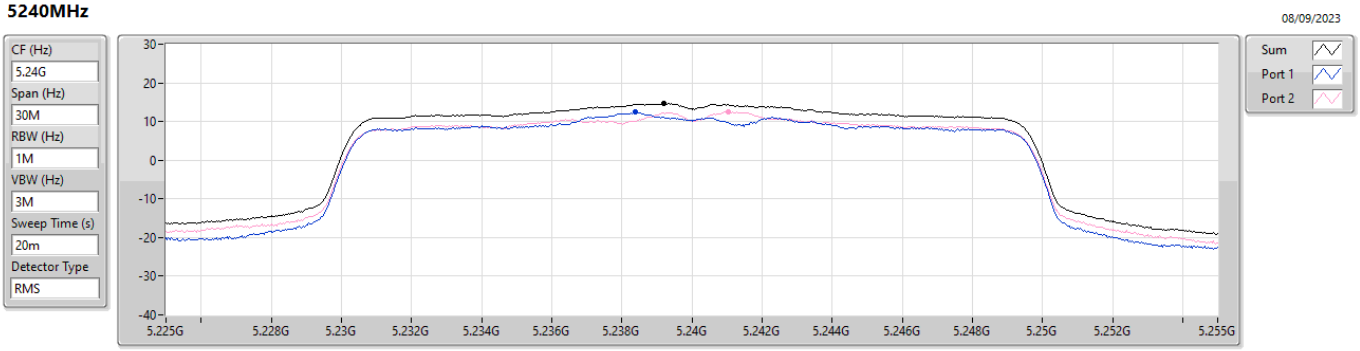

Sum	PD	Port 1	Port 2
(dBm/RBW)	(dBm/RBW)	(dBm/RBW)	(dBm/RBW)
14.64	14.64	12.38	12.57

5.25-5.35GHz_802.11ax HEW20-BF_Nss1,(MCS0)_2TX **PSD**

5260MHz

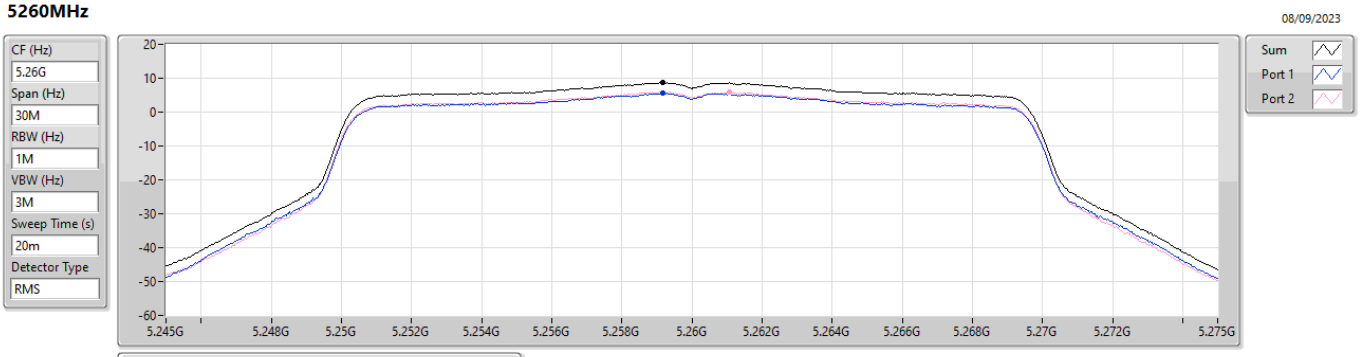

Sum	PD	Port 1	Port 2
(dBm/RBW)	(dBm/RBW)	(dBm/RBW)	(dBm/RBW)
8.70	8.70	5.56	5.94

5.25-5.35GHz_802.11ax HEW20-BF_Nss1,(MCS0)_2TX **PSD**

5300MHz

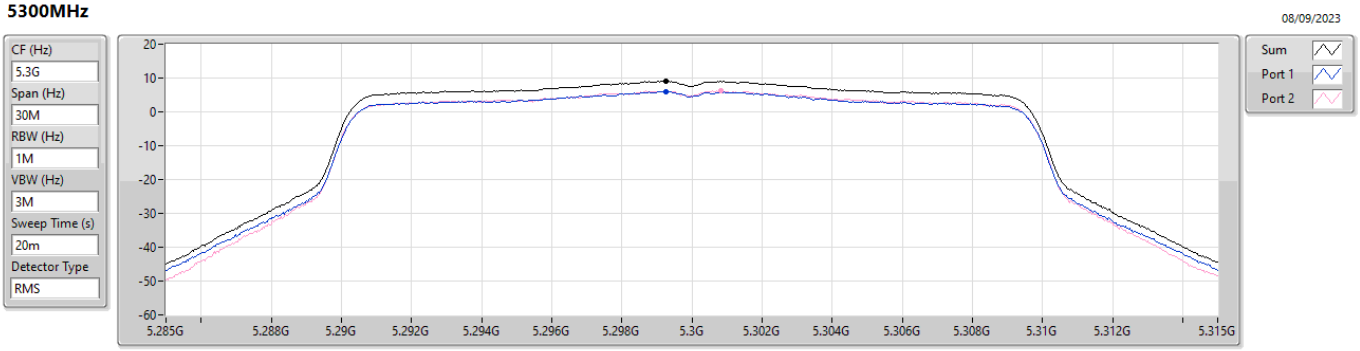

Sum	PD	Port 1	Port 2
(dBm/RBW)	(dBm/RBW)	(dBm/RBW)	(dBm/RBW)
9.08	9.08	6.03	6.19

5.25-5.35GHz_802.11ax HEW20-BF_Nss1,(MCS0)_2TX **PSD**

5320MHz

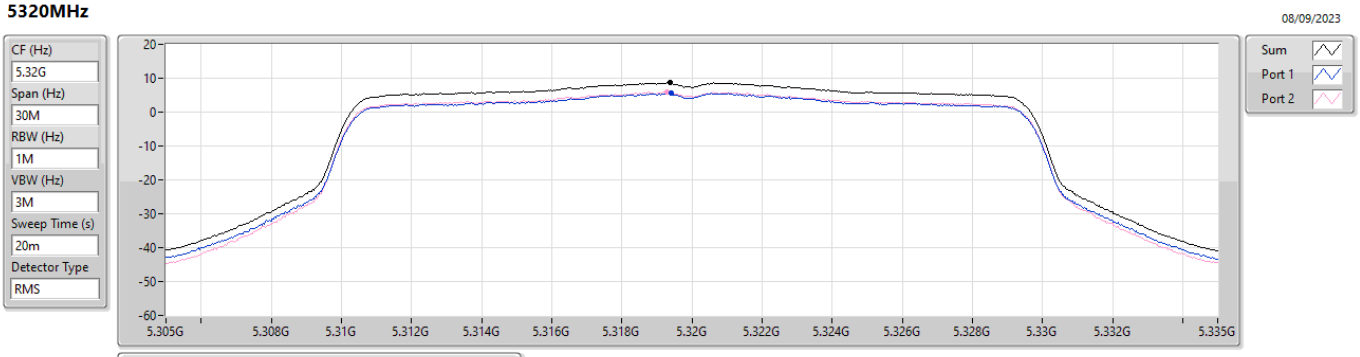

Sum	PD	Port 1	Port 2
(dBm/RBW)	(dBm/RBW)	(dBm/RBW)	(dBm/RBW)
8.71	8.71	5.54	5.96

5.47-5.725GHz_802.11ax HEW20-BF_Nss1,(MCS0)_2TX **PSD**

5500MHz

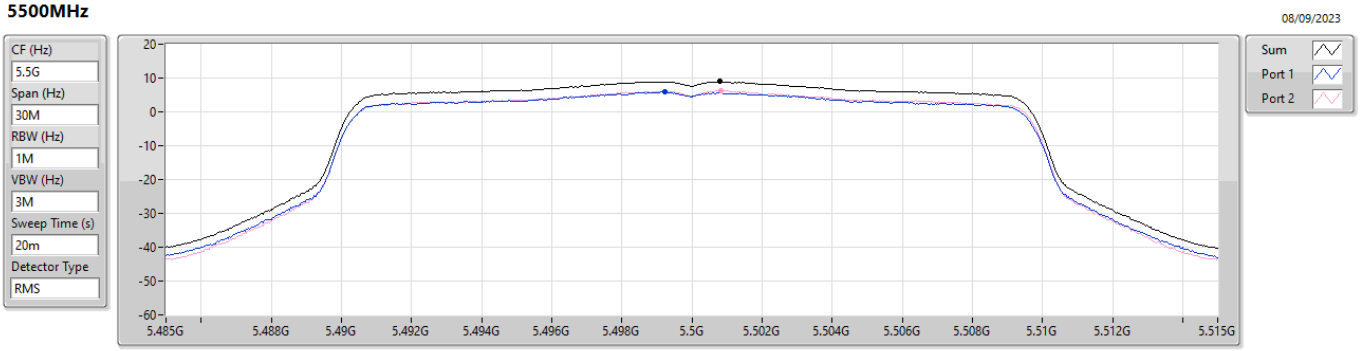

Sum	PD	Port 1	Port 2
(dBm/RBW)	(dBm/RBW)	(dBm/RBW)	(dBm/RBW)
8.94	8.94	5.95	6.32

5.47-5.725GHz_802.11ax HEW20-BF_Nss1,(MCS0)_2TX **PSD**

5580MHz

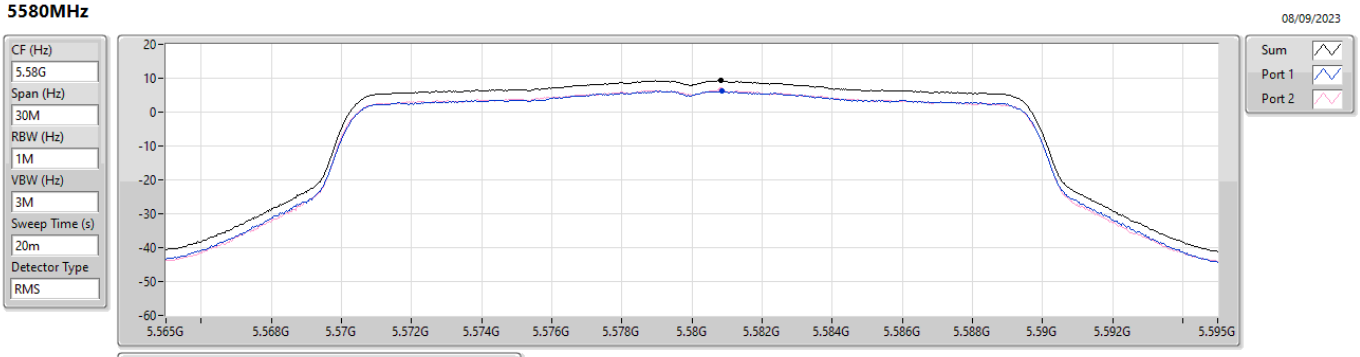

Sum	PD	Port 1	Port 2
(dBm/RBW)	(dBm/RBW)	(dBm/RBW)	(dBm/RBW)
9.32	9.32	6.19	6.53

5.47-5.725GHz_802.11ax HEW20-BF_Nss1,(MCS0)_2TX **PSD**

5700MHz

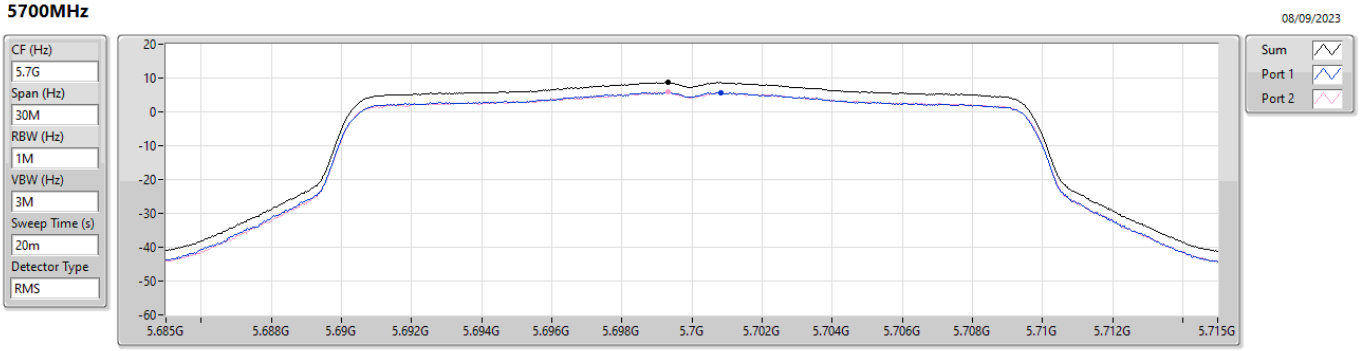

Sum	PD	Port 1	Port 2
(dBm/RBW)	(dBm/RBW)	(dBm/RBW)	(dBm/RBW)
8.75	8.75	5.77	5.83

5.725-5.85GHz_802.11ax HEW20-BF_Nss1,(MCS0)_2TX **PSD**

5745MHz

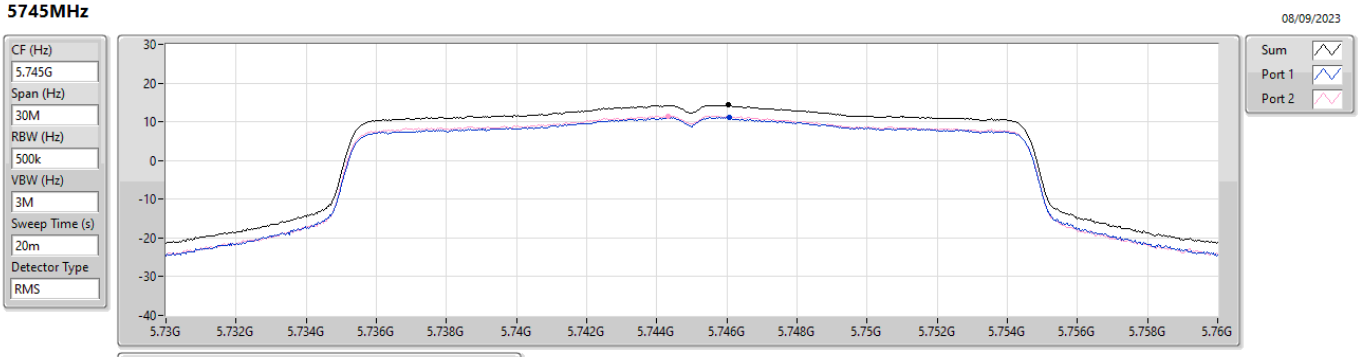

Sum	PD	Port 1	Port 2
(dBm/RBW)	(dBm/RBW)	(dBm/RBW)	(dBm/RBW)
14.32	14.32	11.18	11.48

5.725-5.85GHz_802.11ax HEW20-BF_Nss1,(MCS0)_2TX **PSD**

5785MHz

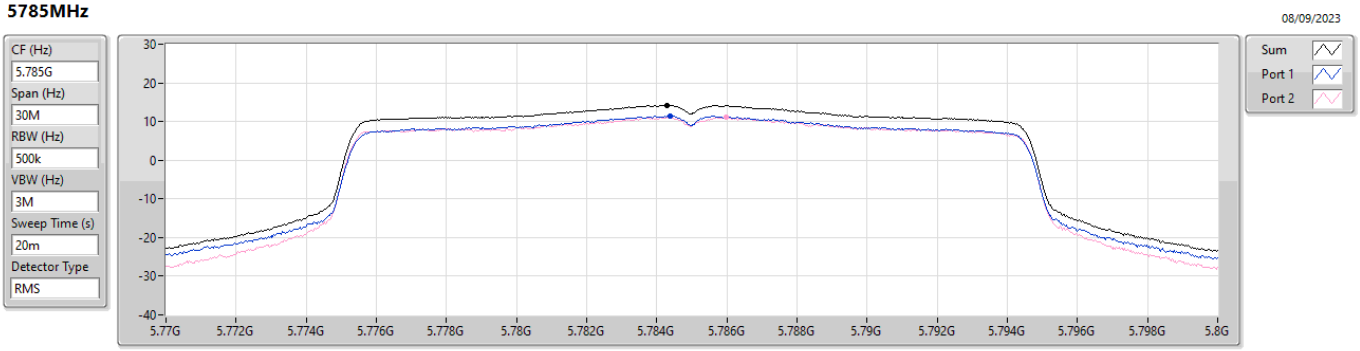

Sum	PD	Port 1	Port 2
(dBm/RBW)	(dBm/RBW)	(dBm/RBW)	(dBm/RBW)
14.22	14.22	11.42	11.08

5.725-5.85GHz_802.11ax HEW20-BF_Nss1,(MCS0)_2TX **PSD**

5825MHz

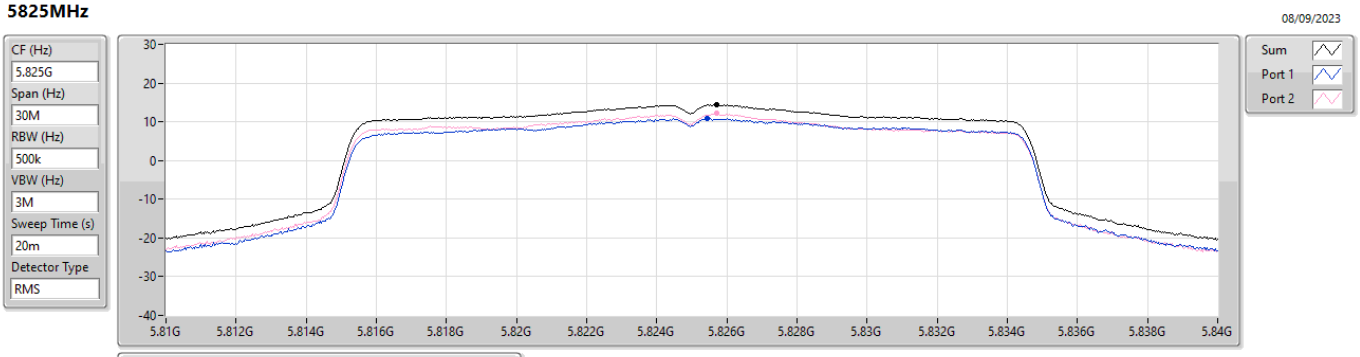

Sum	PD	Port 1	Port 2
(dBm/RBW)	(dBm/RBW)	(dBm/RBW)	(dBm/RBW)
14.44	14.44	10.87	12.12

5.15-5.25GHz_802.11ax HEW40-BF_Nss1,(MCS0)_2TX **PSD**

5190MHz

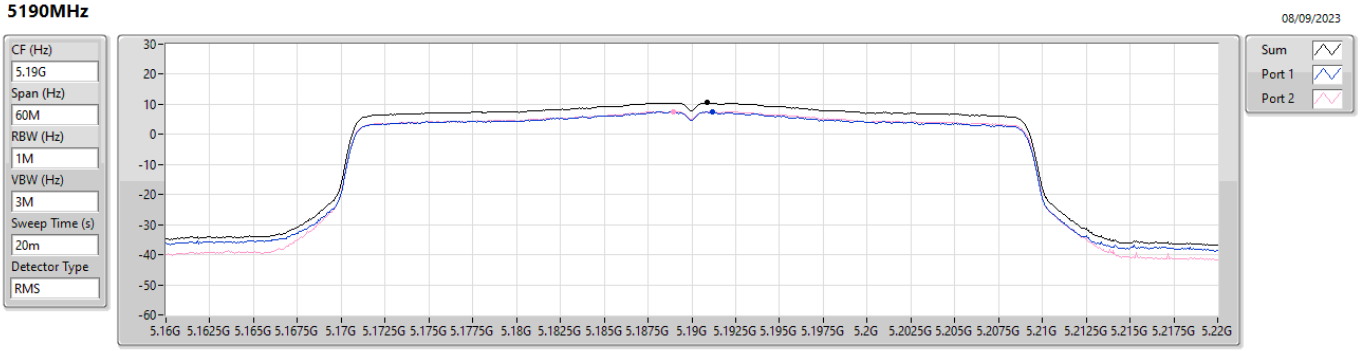

Sum	PD	Port 1	Port 2
(dBm/RBW)	(dBm/RBW)	(dBm/RBW)	(dBm/RBW)
10.49	10.49	7.49	7.64

5.15-5.25GHz_802.11ax HEW40-BF_Nss1,(MCS0)_2TX **PSD**

5230MHz

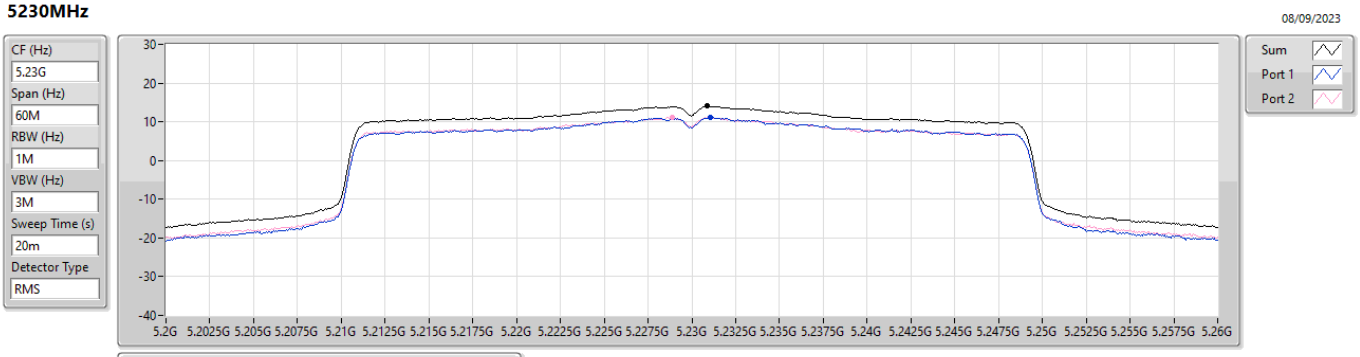

Sum	PD	Port 1	Port 2
(dBm/RBW)	(dBm/RBW)	(dBm/RBW)	(dBm/RBW)
14.02	14.02	11.02	11.07

5.25-5.35GHz_802.11ax HEW40-BF_Nss1,(MCS0)_2TX **PSD**

5270MHz

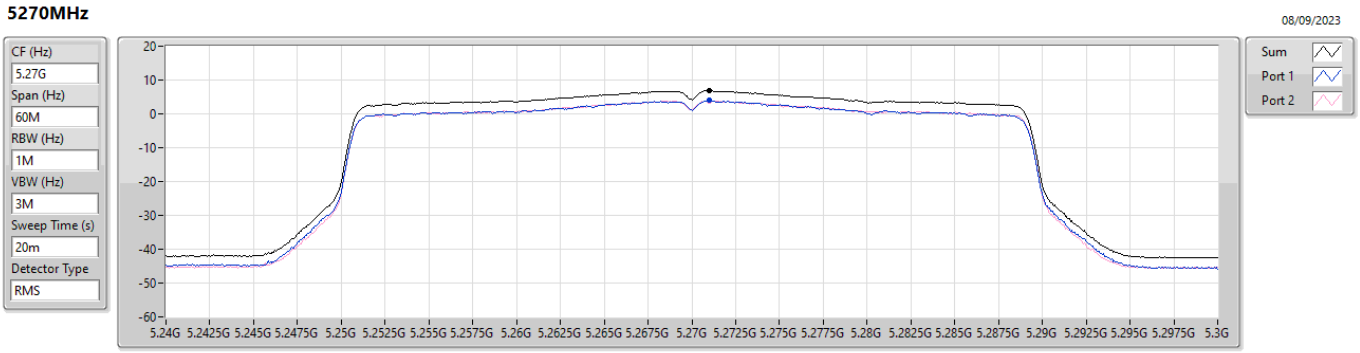

Sum	PD	Port 1	Port 2
(dBm/RBW)	(dBm/RBW)	(dBm/RBW)	(dBm/RBW)
6.94	6.94	3.99	3.86

5.25-5.35GHz_802.11ax HEW40-BF_Nss1,(MCS0)_2TX **PSD**

5310MHz

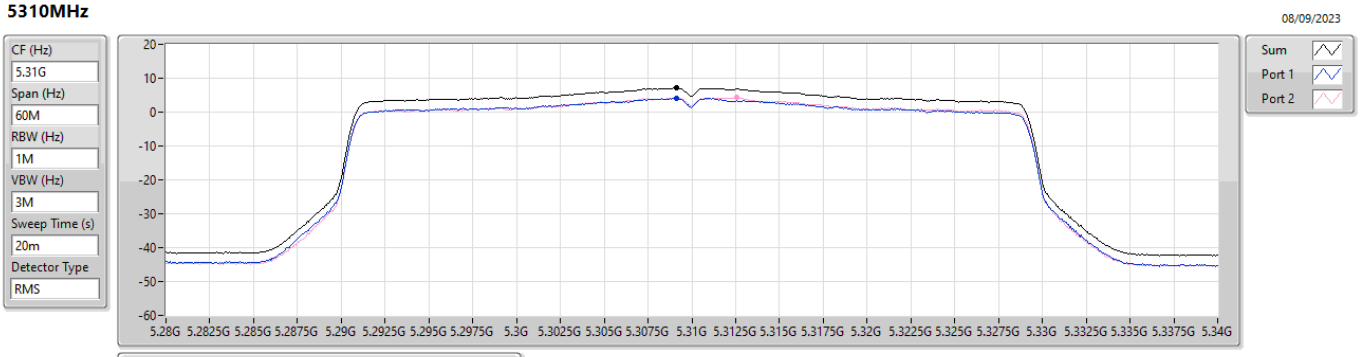

Sum	PD	Port 1	Port 2
(dBm/RBW)	(dBm/RBW)	(dBm/RBW)	(dBm/RBW)
7.16	7.16	4.08	4.28

5.47-5.725GHz_802.11ax HEW40-BF_Nss1,(MCS0)_2TX **PSD**

5510MHz

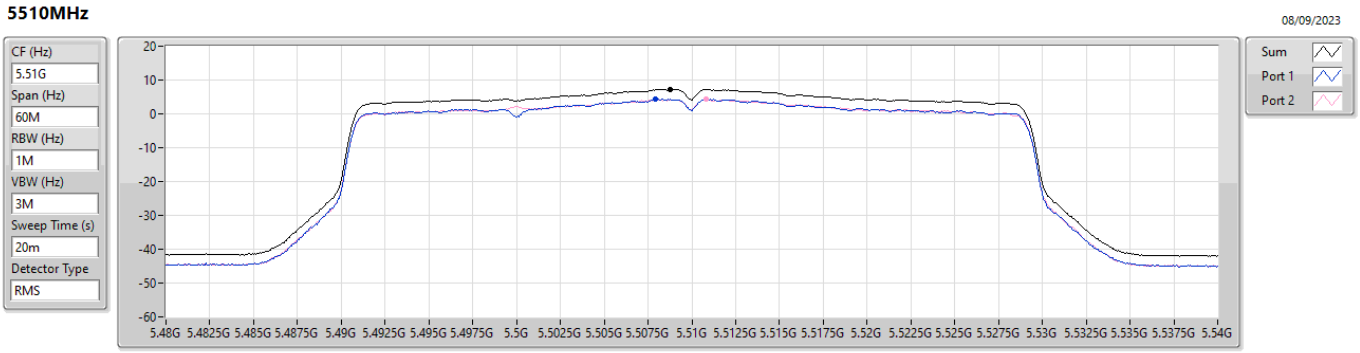

Sum	PD	Port 1	Port 2
(dBm/RBW)	(dBm/RBW)	(dBm/RBW)	(dBm/RBW)
7.21	7.21	4.29	4.25

5.47-5.725GHz_802.11ax HEW40-BF_Nss1,(MCS0)_2TX **PSD**

5550MHz

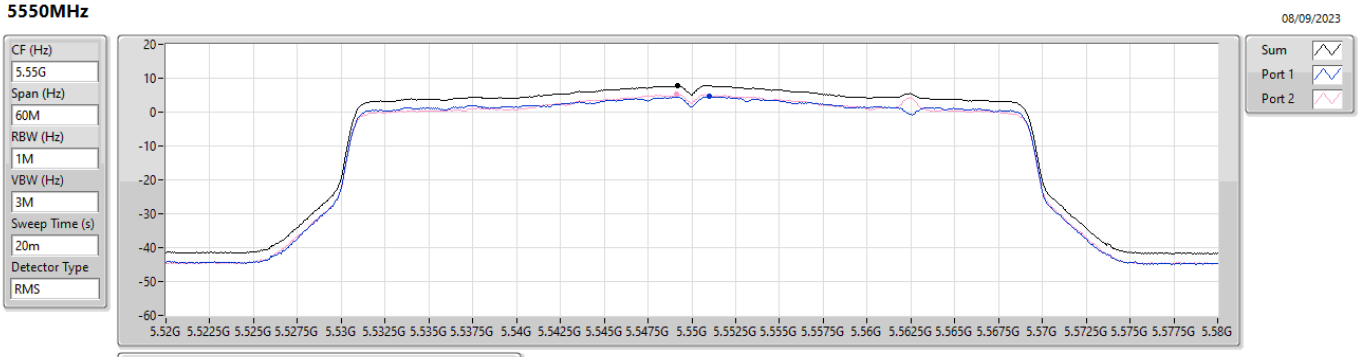

Sum	PD	Port 1	Port 2
(dBm/RBW)	(dBm/RBW)	(dBm/RBW)	(dBm/RBW)
7.83	7.83	4.59	5.25

5.47-5.725GHz_802.11ax HEW40-BF_Nss1,(MCS0)_2TX **PSD**

5670MHz

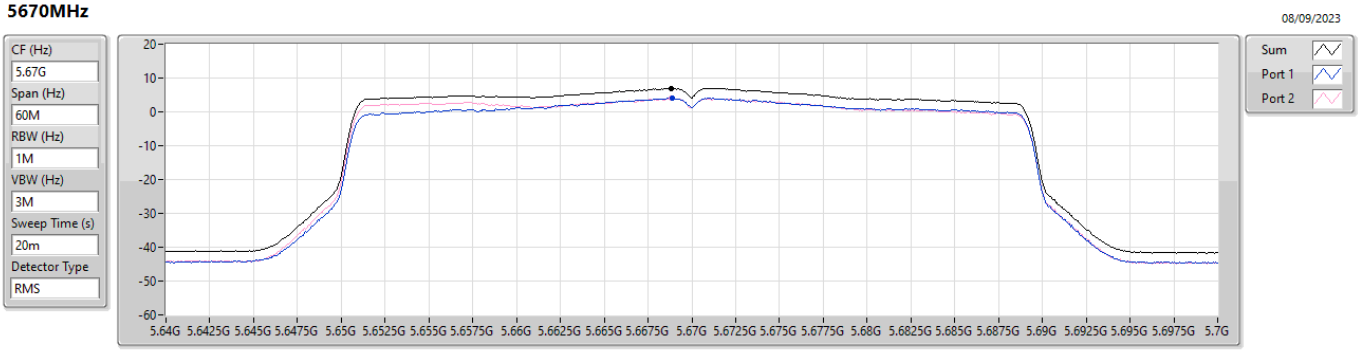

Sum	PD	Port 1	Port 2
(dBm/RBW)	(dBm/RBW)	(dBm/RBW)	(dBm/RBW)
7.02	7.02	4.11	4.01

5.725-5.85GHz_802.11ax HEW40-BF_Nss1,(MCS0)_2TX **PSD**

5755MHz

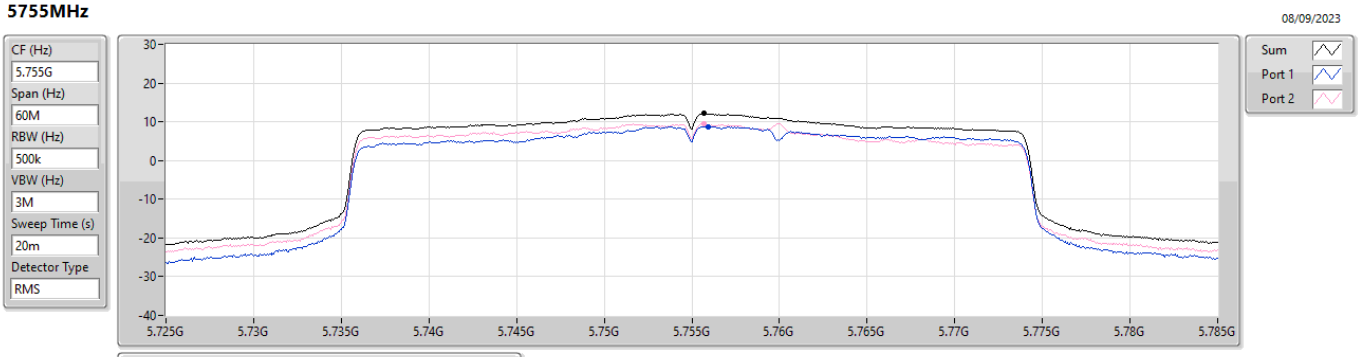

Sum	PD	Port 1	Port 2
(dBm/RBW)	(dBm/RBW)	(dBm/RBW)	(dBm/RBW)
12.18	12.18	8.79	9.56

5.725-5.85GHz_802.11ax HEW40-BF_Nss1,(MCS0)_2TX **PSD**

5795MHz

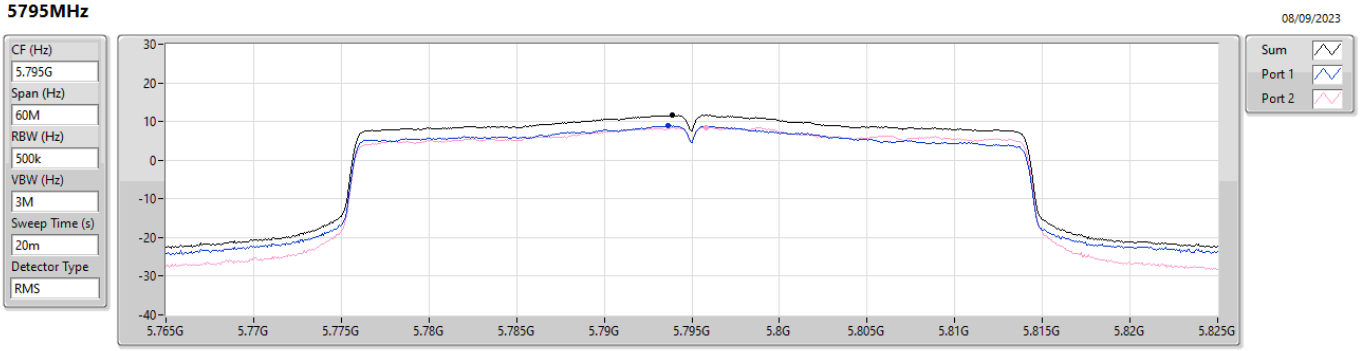

Sum	PD	Port 1	Port 2
(dBm/RBW)	(dBm/RBW)	(dBm/RBW)	(dBm/RBW)
11.62	11.62	8.90	8.51

5.15-5.25GHz_802.11ax HEW80-BF_Nss1,(MCS0)_2TX **PSD**

5210MHz

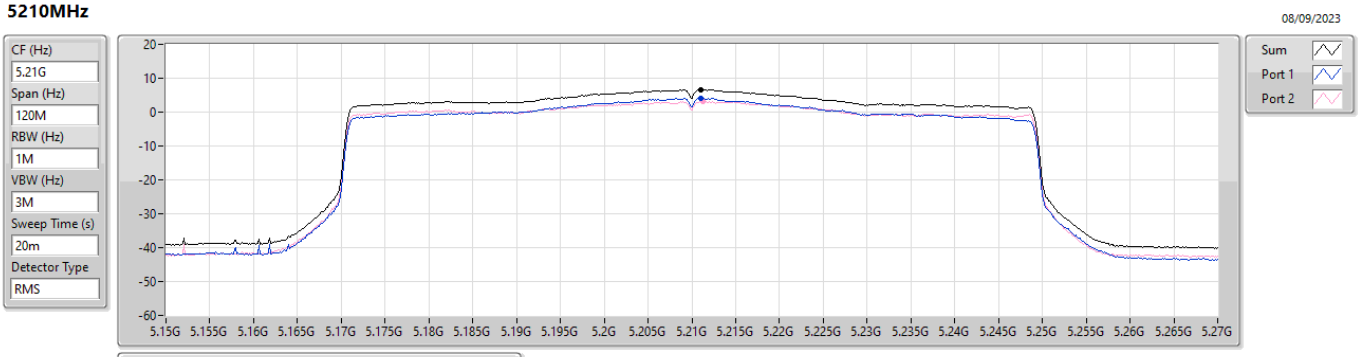

Sum	PD	Port 1	Port 2
(dBm/RBW)	(dBm/RBW)	(dBm/RBW)	(dBm/RBW)
6.69	6.69	4.15	3.17

5.25-5.35GHz_802.11ax HEW80-BF_Nss1,(MCS0)_2TX **PSD**

5290MHz

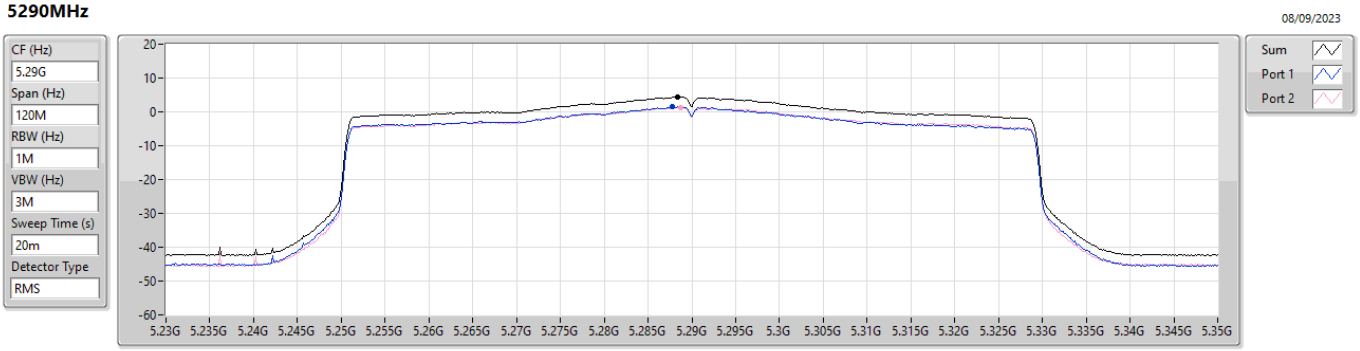

Sum	PD	Port 1	Port 2
(dBm/RBW)	(dBm/RBW)	(dBm/RBW)	(dBm/RBW)
4.35	4.35	1.56	1.24

5.47-5.725GHz_802.11ax HEW80-BF_Nss1,(MCS0)_2TX **PSD**

5530MHz

08/09/2023

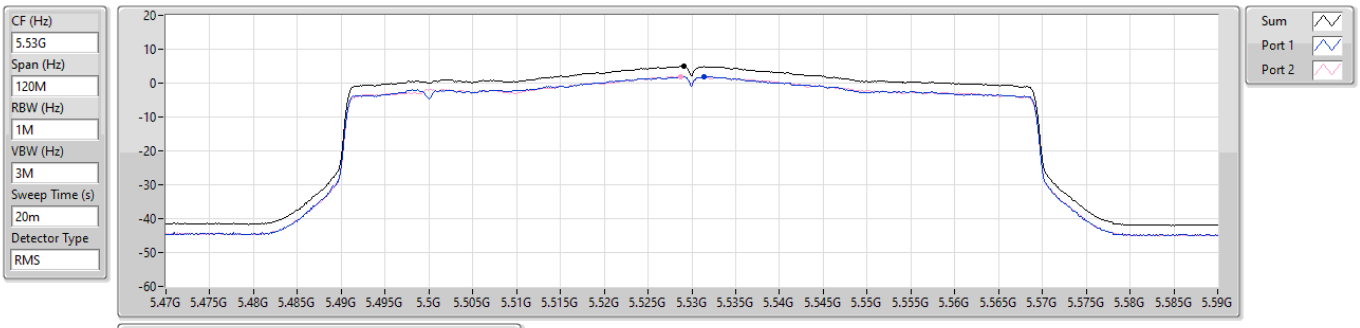

Sum	PD	Port 1	Port 2
(dBm/RBW)	(dBm/RBW)	(dBm/RBW)	(dBm/RBW)
4.89	4.89	2.03	1.94

5.47-5.725GHz_802.11ax HEW80-BF_Nss1,(MCS0)_2TX **PSD**

5610MHz

09/09/2023

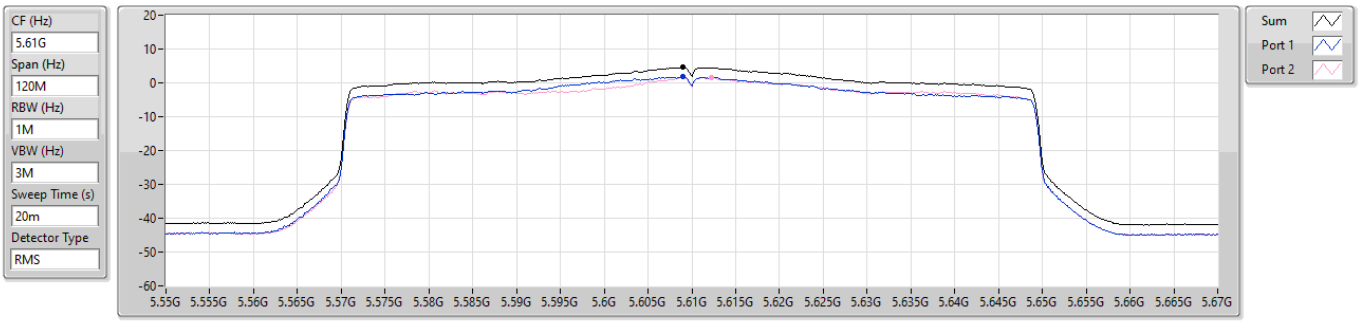

Sum	PD	Port 1	Port 2
(dBm/RBW)	(dBm/RBW)	(dBm/RBW)	(dBm/RBW)
4.61	4.61	1.81	1.49

5.725-5.85GHz_802.11ax HEW80-BF_Nss1,(MCS0)_2TX **PSD**

5775MHz

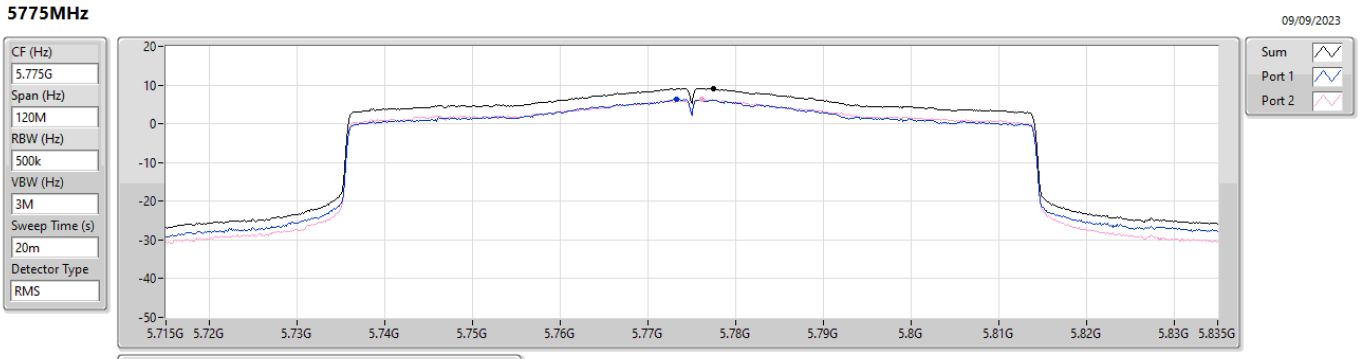

Sum	PD	Port 1	Port 2
(dBm/RBW)	(dBm/RBW)	(dBm/RBW)	(dBm/RBW)
9.17	9.17	6.29	6.28

5.15-5.25GHz_802.11ax HEW160-BF_Nss1,(MCS0)_2TX **PSD**

5250MHz Straddle 5.15-5.25GHz

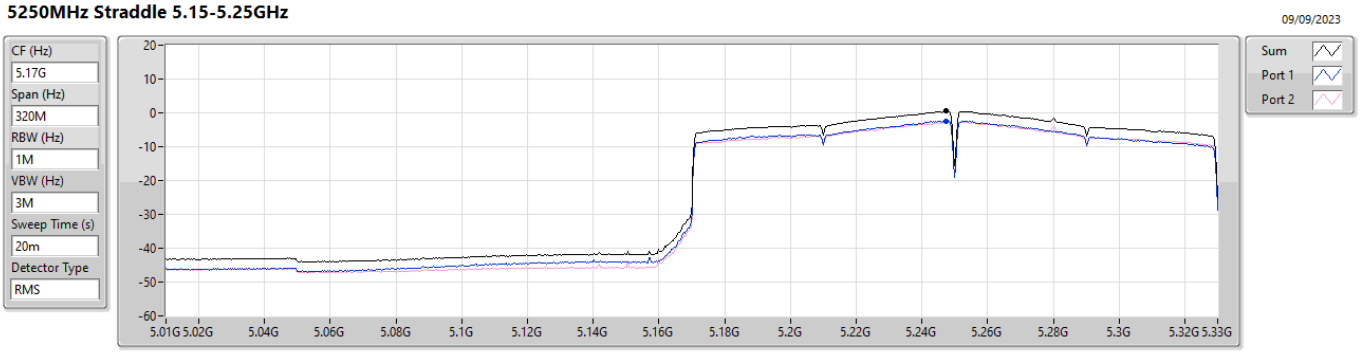

Sum	PD	Port 1	Port 2
(dBm/RBW)	(dBm/RBW)	(dBm/RBW)	(dBm/RBW)
0.50	0.50	-2.45	-2.57

5.25-5.35GHz_802.11ax HEW160-BF_Nss1,(MCS0)_2TX **PSD**

5250MHz Straddle 5.25-5.35GHz

09/09/2023

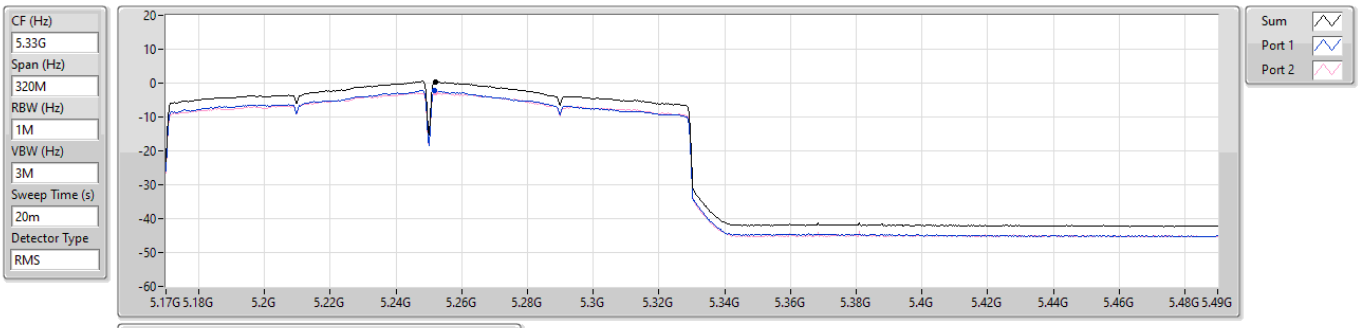

Sum	PD	Port 1	Port 2
(dBm/RBW)	(dBm/RBW)	(dBm/RBW)	(dBm/RBW)
0.40	0.40	-2.31	-2.81

5.47-5.725GHz_802.11ax HEW160-BF_Nss1,(MCS0)_2TX **PSD**

5570MHz

09/09/2023

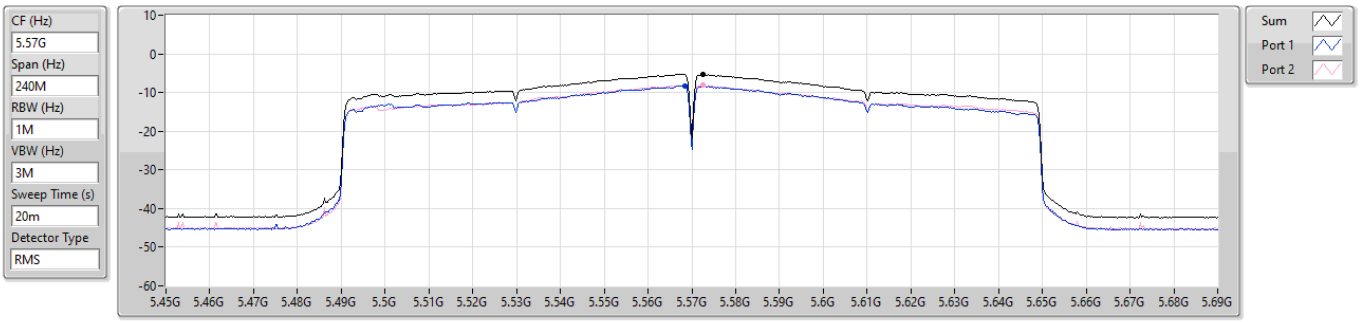

Sum	PD	Port 1	Port 2
(dBm/RBW)	(dBm/RBW)	(dBm/RBW)	(dBm/RBW)
-5.20	-5.20	-8.23	-8.06

Summary

Mode	Result	Type	Freq (Hz)	Level (dBuV/m)	Limit (dBuV/m)	Margin (dB)	Condition
Mode 3	Pass	QP	31.94M	36.99	40.00	-3.01	Vertical

Mode 3

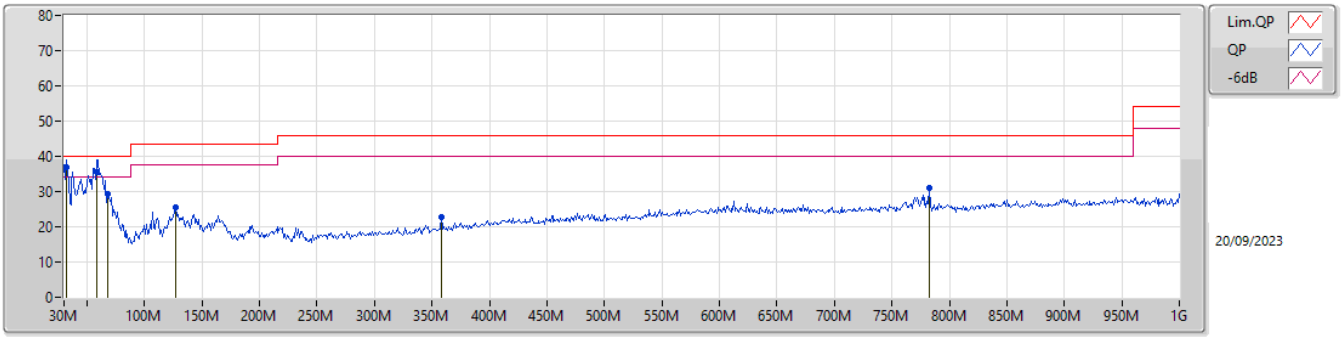

Type	Freq	Level	Limit	Margin	Factor	Dist	Condition	Azimuth	Height	Comment	Raw	AF	CL	PA
	(Hz)	(dBuV/m)	(dBuV/m)	(dB)	(dB/m)	(m)		(°)	(m)		(dBuV/m)	(dB/m)	(dB)	(dB)
QP	31.94M	36.99	40.00	-3.01	-7.31	3	Vertical	162	2.00	"Worst"	44.30	23.26	0.65	31.22
QP	58.13M	35.43	40.00	-4.57	-17.84	3	Vertical	349	1.25	-	53.27	13.02	0.86	31.72
PK	67.83M	29.22	40.00	-10.78	-17.94	3	Vertical	197	1.00	-	47.16	12.89	0.91	31.74
PK	127M	25.57	43.50	-17.93	-12.40	3	Vertical	103	1.00	-	37.97	18.08	1.23	31.71
PK	357.86M	22.64	46.00	-23.36	-9.27	3	Vertical	2	1.25	-	31.91	20.48	2.07	31.82
PK	782.72M	30.95	46.00	-15.05	-3.48	3	Vertical	262	3.00	-	34.43	25.78	3.04	32.30

Mode 3

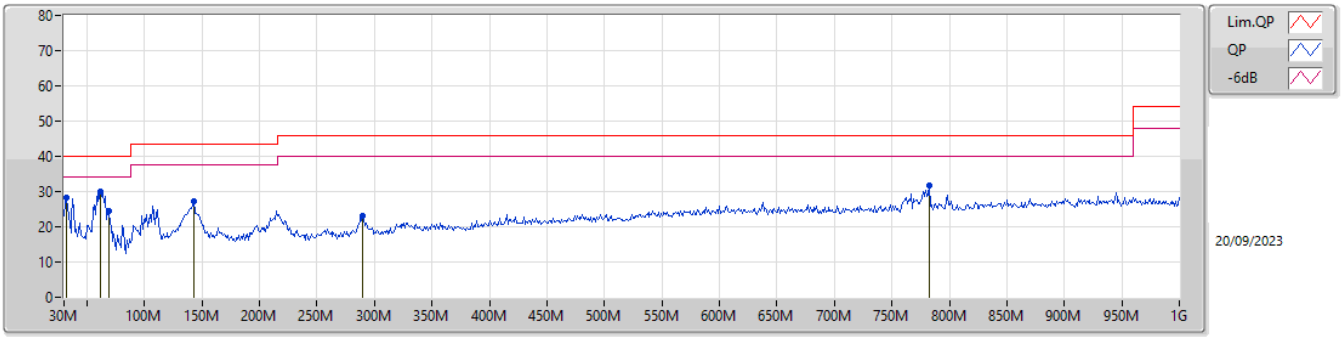

Type	Freq	Level	Limit	Margin	Factor	Dist	Condition	Azimuth	Height	Comment	Raw	AF	CL	PA
	(Hz)	(dBuV/m)	(dBuV/m)	(dB)	(dB/m)	(m)		(°)	(m)		(dBuV/m)	(dB/m)	(dB)	(dB)
PK	31.94M	28.26	40.00	-11.74	-7.31	3	Horizontal	213	2.00	-	35.57	23.26	0.65	31.22
PK	62.01M	30.17	40.00	-9.83	-17.93	3	Horizontal	264	2.00	"Worst"	48.10	12.94	0.88	31.75
PK	68.8M	24.63	40.00	-15.37	-17.90	3	Horizontal	256	2.00	-	42.53	12.92	0.91	31.73
PK	142.52M	27.08	43.50	-16.42	-13.44	3	Horizontal	86	3.00	-	40.52	17.08	1.30	31.82
PK	289.96M	23.21	46.00	-22.79	-11.08	3	Horizontal	0	1.00	-	34.29	18.88	1.87	31.83
PK	782.72M	31.66	46.00	-14.34	-3.48	3	Horizontal	288	1.25	-	35.14	25.78	3.04	32.30

Summary

Mode	Result	Type	Freq (Hz)	Level (dBuV/m)	Limit (dBuV/m)	Margin (dB)	Dist (m)	Condition	Azimuth (°)	Height (m)	Comments
5.47-5.725GHz	-	-	-	-	-	-	-	-	-	-	-
802.11a_Nss1,(6Mbps)_2TX	Pass	PK	5.72565G	68.16	68.20	-0.04	3	Horizontal	5	2.31	-

5.15-5.25GHz_802.11a_Nss1,(6Mbps)_2TX

5180MHz_TX

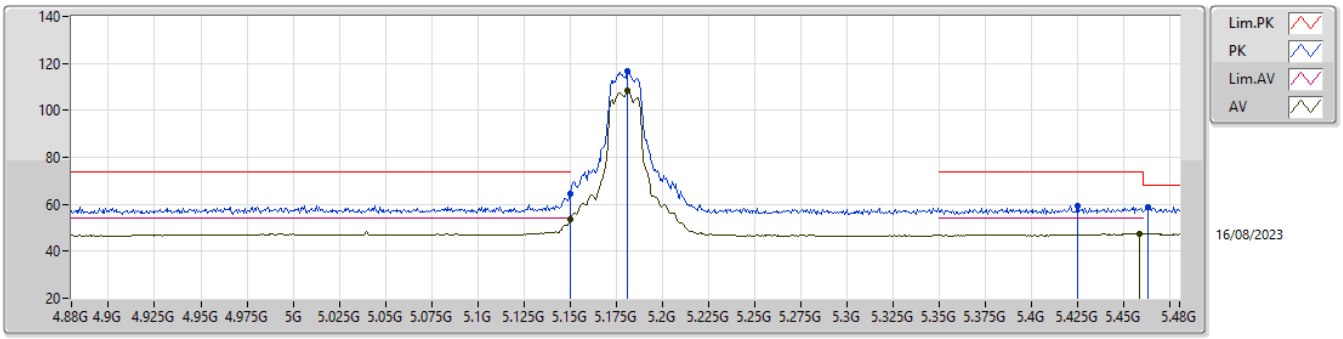

EUT Y_2TX
Setting 23.5
04-M-R-7-10

Type	Freq	Level	Limit	Margin	Raw	Dist	Condition	Azimuth	Height	Comment	AF	CL	PA
	(Hz)	(dBuV/m)	(dBuV/m)	(dB)	(dBuV)	(m)		(°)	(m)		(dB)	(dB)	(dB)
PK	5.15G	64.61	74.00	-9.39	58.82	3	Vertical	338	2.29	-	32.90	5.45	32.56
AV	5.15G	53.56	54.00	-0.44	47.77	3	Vertical	338	2.29	-	32.90	5.45	32.56
PK	5.1812G	116.63	Inf	-Inf	110.89	3	Vertical	338	2.29	-	32.90	5.48	32.64
AV	5.1812G	108.43	Inf	-Inf	102.69	3	Vertical	338	2.29	-	32.90	5.48	32.64
PK	5.4248G	59.54	74.00	-14.46	53.60	3	Vertical	338	2.29	-	33.55	5.60	33.21
PK	5.4632G	58.72	68.20	-9.48	52.69	3	Vertical	338	2.29	-	33.73	5.60	33.30
AV	5.4584G	47.46	54.00	-6.54	41.43	3	Vertical	338	2.29	-	33.72	5.60	33.29

5.15-5.25GHz_802.11a_Nss1,(6Mbps)_2TX

5180MHz_TX

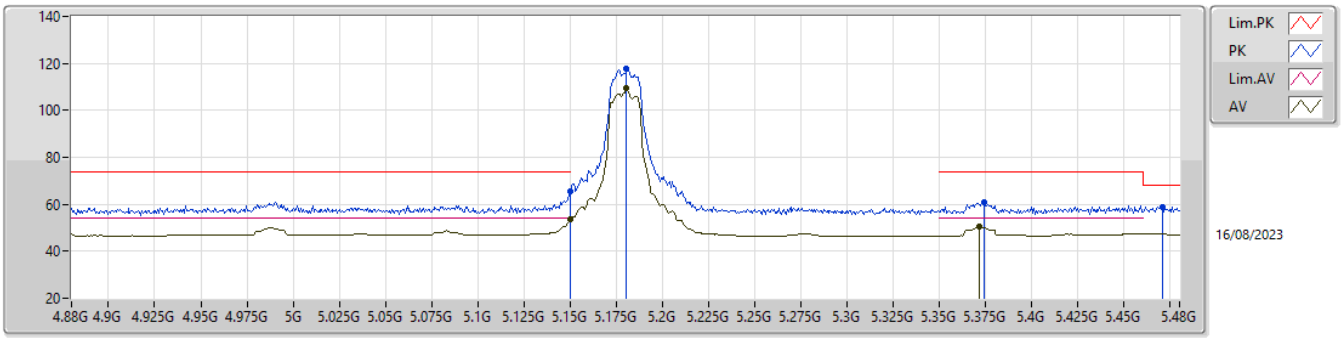

EUT Y_2TX
Setting 23.5
04-M-R-7-10

Type	Freq	Level	Limit	Margin	Raw	Dist	Condition	Azimuth	Height	Comment	AF	CL	PA
	(Hz)	(dBuV/m)	(dBuV/m)	(dB)	(dBuV)	(m)		(°)	(m)		(dB)	(dB)	(dB)
PK	5.15G	65.45	74.00	-8.55	59.66	3	Horizontal	16	2.39	-	32.90	5.45	32.56
AV	5.15G	53.73	54.00	-0.27	47.94	3	Horizontal	16	2.39	-	32.90	5.45	32.56
PK	5.1806G	117.68	Inf	-Inf	111.94	3	Horizontal	16	2.39	-	32.90	5.48	32.64
AV	5.1806G	109.26	Inf	-Inf	103.52	3	Horizontal	16	2.39	-	32.90	5.48	32.64
PK	5.3744G	61.04	74.00	-12.96	55.24	3	Horizontal	16	2.39	-	33.30	5.59	33.09
AV	5.3714G	50.57	54.00	-3.43	44.78	3	Horizontal	16	2.39	-	33.29	5.59	33.09
PK	5.471G	58.93	68.20	-9.27	52.91	3	Horizontal	16	2.39	-	33.74	5.60	33.32

5.15-5.25GHz_802.11a_Nss1,(6Mbps)_2TX

5180MHz_TX

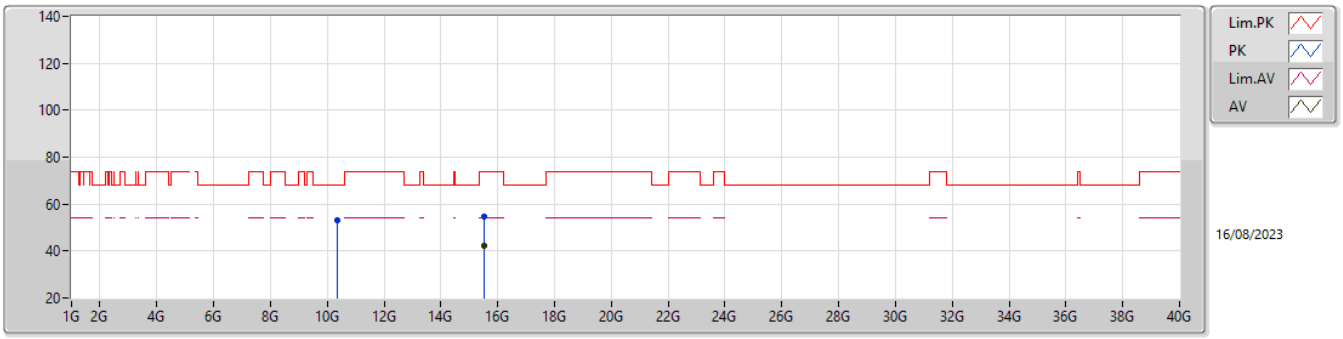

EUT Y_2TX
Setting 23.5
04-M-R-7

Type	Freq	Level	Limit	Margin	Raw	Dist	Condition	Azimuth	Height	Comment	AF	CL	PA
	(Hz)	(dBuV/m)	(dBuV/m)	(dB)	(dBuV)	(m)		(°)	(m)		(dB)	(dB)	(dB)
PK	10.368G	53.29	68.20	-14.91	49.33	3	Vertical	54	1.83	-	38.87	8.11	43.02
PK	15.53815G	54.78	74.00	-19.22	48.50	3	Vertical	301	2.79	-	38.71	10.14	42.57
AV	15.54205G	42.15	54.00	-11.85	35.88	3	Vertical	301	2.79	-	38.69	10.14	42.56

5.15-5.25GHz_802.11a_Nss1,(6Mbps)_2TX

5180MHz_TX

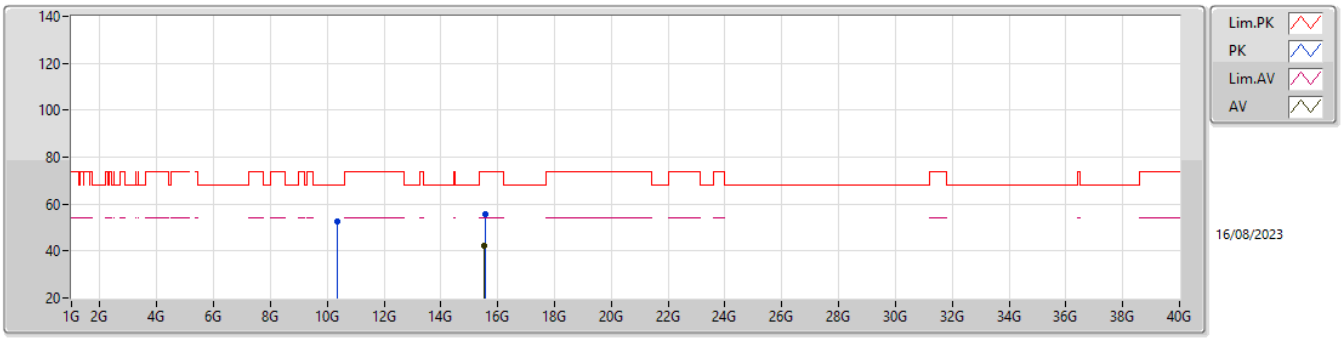

EUT Y_2TX
Setting 23.5
04-M-R-7

Type	Freq	Level	Limit	Margin	Raw	Dist	Condition	Azimuth	Height	Comment	AF	CL	PA
	(Hz)	(dBuV/m)	(dBuV/m)	(dB)	(dBuV)	(m)		(°)	(m)		(dB)	(dB)	(dB)
PK	10.36695G	52.57	68.20	-15.63	48.61	3	Horizontal	173	1.88	-	38.87	8.11	43.02
PK	15.5452G	55.48	74.00	-18.52	49.23	3	Horizontal	147	1.90	-	38.67	10.14	42.56
AV	15.5385G	42.29	54.00	-11.71	36.01	3	Horizontal	147	1.90	-	38.71	10.14	42.57

5.15-5.25GHz_802.11a_Nss1,(6Mbps)_2TX

5200MHz_TX

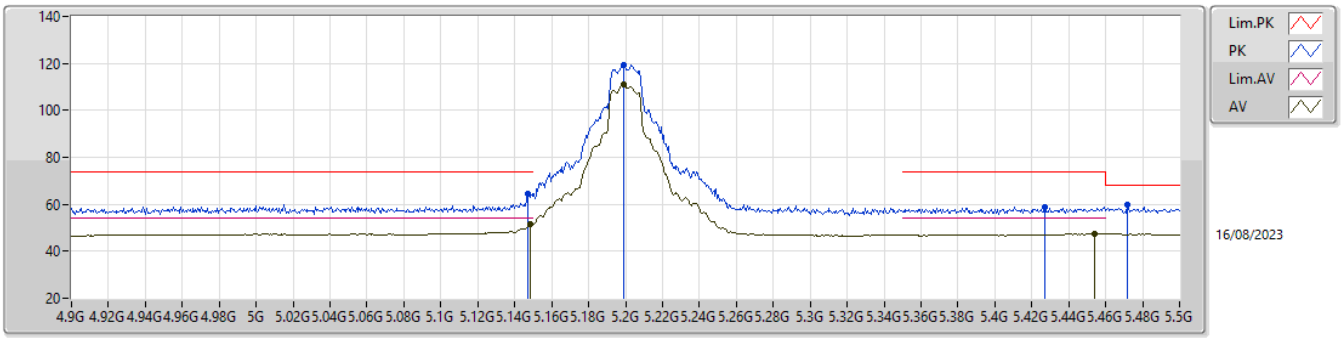

EUT Y_2TX
Setting 29
04-M-R-7-10

Type	Freq	Level	Limit	Margin	Raw	Dist	Condition	Azimuth	Height	Comment	AF	CL	PA
	(Hz)	(dBuV/m)	(dBuV/m)	(dB)	(dBuV)	(m)		(°)	(m)		(dB)	(dB)	(dB)
PK	5.1472G	64.58	74.00	-9.42	58.78	3	Vertical	295	2.09	-	32.91	5.45	32.56
AV	5.1484G	51.71	54.00	-2.29	45.92	3	Vertical	295	2.09	-	32.90	5.45	32.56
PK	5.1988G	119.36	Inf	-Inf	113.64	3	Vertical	295	2.09	-	32.90	5.50	32.68
AV	5.1988G	111.27	Inf	-Inf	105.55	3	Vertical	295	2.09	-	32.90	5.50	32.68
PK	5.4268G	58.86	74.00	-15.14	52.92	3	Vertical	295	2.09	-	33.56	5.60	33.22
PK	5.4718G	59.71	68.20	-8.49	53.69	3	Vertical	295	2.09	-	33.74	5.60	33.32
AV	5.4538G	47.41	54.00	-6.59	41.38	3	Vertical	295	2.09	-	33.71	5.60	33.28

5.15-5.25GHz_802.11a_Nss1,(6Mbps)_2TX

5200MHz_TX

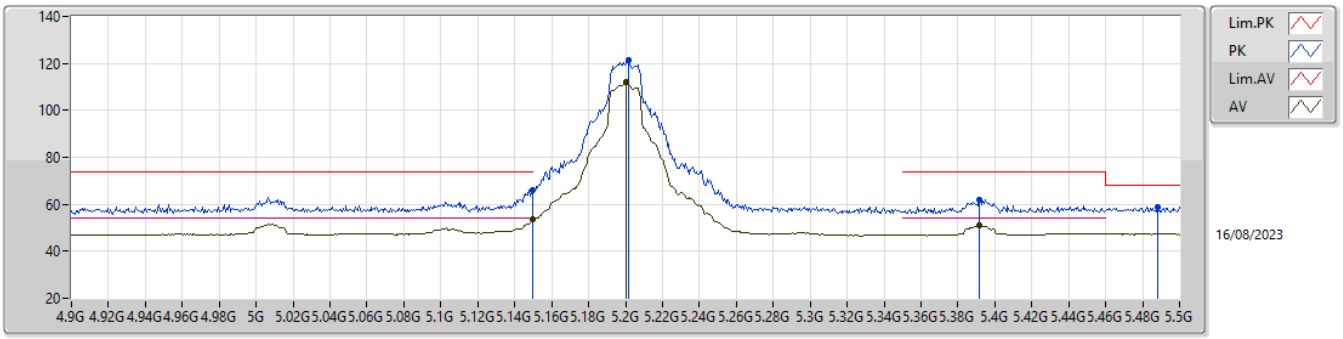

EUT Y_2TX
Setting 29
04-M-R-7-10

Type	Freq	Level	Limit	Margin	Raw	Dist	Condition	Azimuth	Height	Comment	AF	CL	PA
	(Hz)	(dBuV/m)	(dBuV/m)	(dB)	(dBuV)	(m)		(°)	(m)		(dB)	(dB)	(dB)
PK	5.15G	65.86	74.00	-8.14	60.07	3	Horizontal	18	1.70	-	32.90	5.45	32.56
AV	5.15G	53.56	54.00	-0.44	47.77	3	Horizontal	18	1.70	-	32.90	5.45	32.56
PK	5.2018G	121.26	Inf	-Inf	115.55	3	Horizontal	18	1.70	-	32.90	5.50	32.69
AV	5.2006G	111.97	Inf	-Inf	106.25	3	Horizontal	18	1.70	-	32.90	5.50	32.68
PK	5.3914G	61.96	74.00	-12.04	56.12	3	Horizontal	18	1.70	-	33.37	5.60	33.13
AV	5.3914G	51.07	54.00	-2.93	45.23	3	Horizontal	18	1.70	-	33.37	5.60	33.13
PK	5.488G	58.82	68.20	-9.38	52.80	3	Horizontal	18	1.70	-	33.78	5.60	33.36

5.15-5.25GHz_802.11a_Nss1,(6Mbps)_2TX

5200MHz_TX

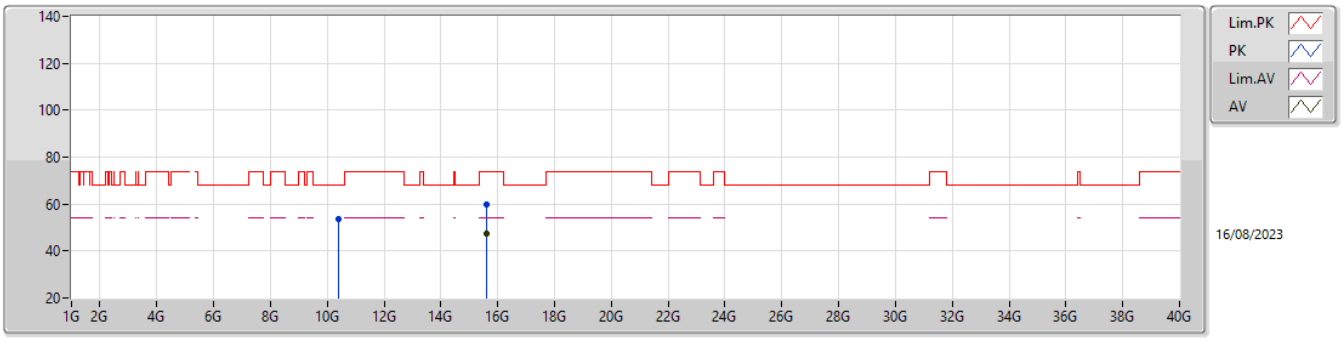

EUT Y_2TX
Setting 29
04-M-R-7

Type	Freq	Level	Limit	Margin	Raw	Dist	Condition	Azimuth	Height	Comment	AF	CL	PA
	(Hz)	(dBuV/m)	(dBuV/m)	(dB)	(dBuV)	(m)		(°)	(m)		(dB)	(dB)	(dB)
PK	10.39025G	53.64	68.20	-14.56	49.66	3	Vertical	52	1.84	-	38.89	8.12	43.03
PK	15.59695G	59.64	74.00	-14.36	53.56	3	Vertical	172	2.32	-	38.42	10.16	42.50
AV	15.5967G	47.63	54.00	-6.37	41.55	3	Vertical	172	2.32	-	38.42	10.16	42.50

5.15-5.25GHz_802.11a_Nss1,(6Mbps)_2TX

5200MHz_TX

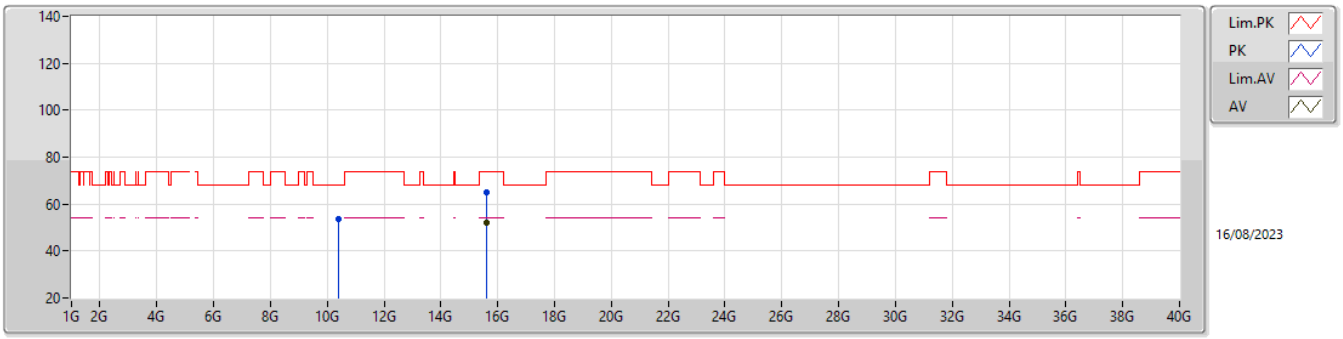

EUT Y_2TX
Setting 29
04-M-R-7

Type	Freq	Level	Limit	Margin	Raw	Dist	Condition	Azimuth	Height	Comment	AF	CL	PA
	(Hz)	(dBuV/m)	(dBuV/m)	(dB)	(dBuV)	(m)		(°)	(m)		(dB)	(dB)	(dB)
PK	10.39985G	53.80	68.20	-14.40	49.81	3	Horizontal	301	2.13	-	38.90	8.12	43.03
PK	15.5949G	65.01	74.00	-8.99	58.92	3	Horizontal	144	1.92	-	38.43	10.16	42.50
AV	15.5967G	51.88	54.00	-2.12	45.80	3	Horizontal	144	1.92	-	38.42	10.16	42.50

5.15-5.25GHz_802.11a_Nss1,(6Mbps)_2TX

5240MHz_TX

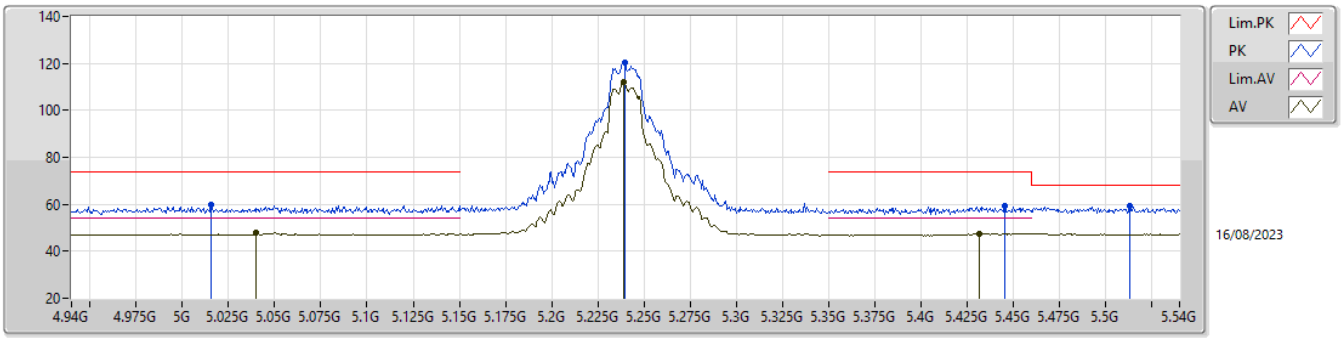

EUT Y_2TX
Setting 29
04-M-R-7-10

Type	Freq	Level	Limit	Margin	Raw	Dist	Condition	Azimuth	Height	Comment	AF	CL	PA
	(Hz)	(dBuV/m)	(dBuV/m)	(dB)	(dBuV)	(m)		(°)	(m)		(dB)	(dB)	(dB)
PK	5.0156G	60.05	74.00	-13.95	53.98	3	Vertical	326	2.23	-	33.00	5.32	32.25
AV	5.0396G	48.13	54.00	-5.87	42.09	3	Vertical	326	2.23	-	33.00	5.34	32.30
PK	5.2394G	120.21	Inf	-Inf	114.48	3	Vertical	326	2.23	-	32.98	5.52	32.77
AV	5.2388G	112.11	Inf	-Inf	106.38	3	Vertical	326	2.23	-	32.98	5.52	32.77
PK	5.4452G	59.44	74.00	-14.56	53.43	3	Vertical	326	2.23	-	33.67	5.60	33.26
AV	5.4314G	47.43	54.00	-6.57	41.47	3	Vertical	326	2.23	-	33.59	5.60	33.23
PK	5.513G	59.20	68.20	-9.00	53.16	3	Vertical	326	2.23	-	33.83	5.60	33.39

5.15-5.25GHz_802.11a_Nss1,(6Mbps)_2TX

5240MHz_TX

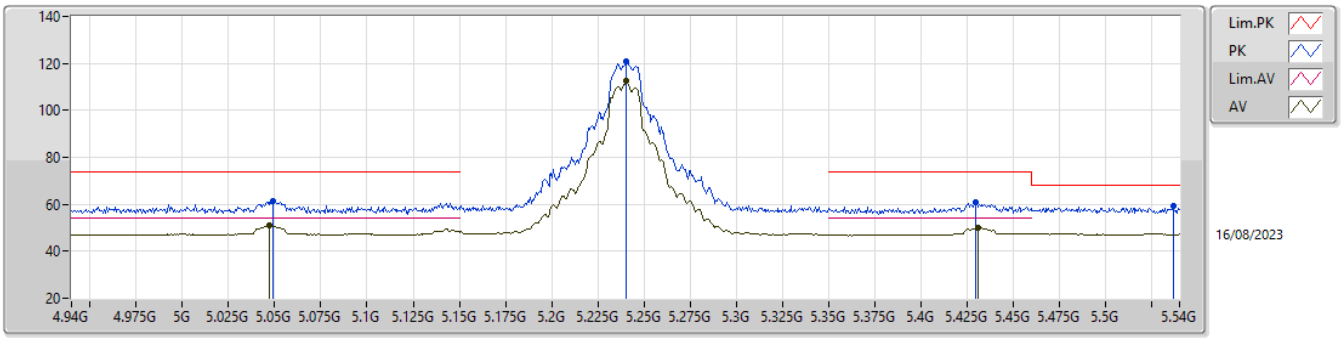

EUT Y_2TX
Setting 29
04-M-R-7-10

Type	Freq	Level	Limit	Margin	Raw	Dist	Condition	Azimuth	Height	Comment	AF	CL	PA
	(Hz)	(dBuV/m)	(dBuV/m)	(dB)	(dBuV)	(m)		(°)	(m)		(dB)	(dB)	(dB)
PK	5.0492G	61.35	74.00	-12.65	55.33	3	Horizontal	15	2.50	-	33.00	5.35	32.33
AV	5.0468G	51.06	54.00	-2.94	45.03	3	Horizontal	15	2.50	-	33.00	5.35	32.32
PK	5.2406G	120.73	Inf	-Inf	115.01	3	Horizontal	15	2.50	-	32.98	5.52	32.78
AV	5.2406G	112.52	Inf	-Inf	106.80	3	Horizontal	15	2.50	-	32.98	5.52	32.78
PK	5.4296G	60.76	74.00	-13.24	54.80	3	Horizontal	15	2.50	-	33.58	5.60	33.22
AV	5.4308G	50.00	54.00	-4.00	44.05	3	Horizontal	15	2.50	-	33.58	5.60	33.23
PK	5.5364G	59.40	68.20	-8.80	53.33	3	Horizontal	15	2.50	-	33.87	5.60	33.40

5.15-5.25GHz_802.11a_Nss1,(6Mbps)_2TX

5240MHz_TX

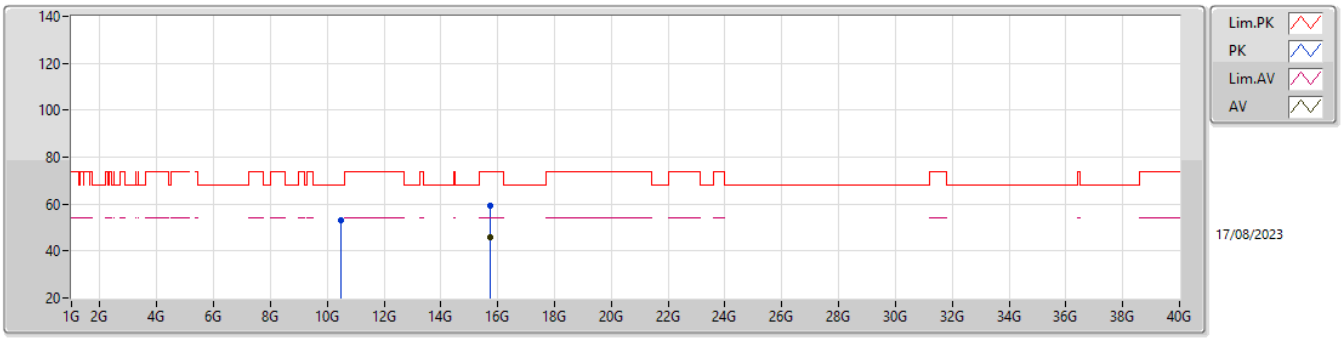

EUT Y_2TX
Setting 29
04-M-R-7

Type	Freq	Level	Limit	Margin	Raw	Dist	Condition	Azimuth	Height	Comment	AF	CL	PA
	(Hz)	(dBuV/m)	(dBuV/m)	(dB)	(dBuV)	(m)		(°)	(m)		(dB)	(dB)	(dB)
PK	10.4904G	53.19	68.20	-15.01	49.00	3	Vertical	76	2.71	-	39.08	8.15	43.04
PK	15.72045G	59.33	74.00	-14.67	53.22	3	Vertical	168	1.80	-	38.26	10.20	42.35
AV	15.7203G	45.88	54.00	-8.12	39.77	3	Vertical	168	1.80	-	38.26	10.20	42.35

5.15-5.25GHz_802.11a_Nss1,(6Mbps)_2TX

5240MHz_TX

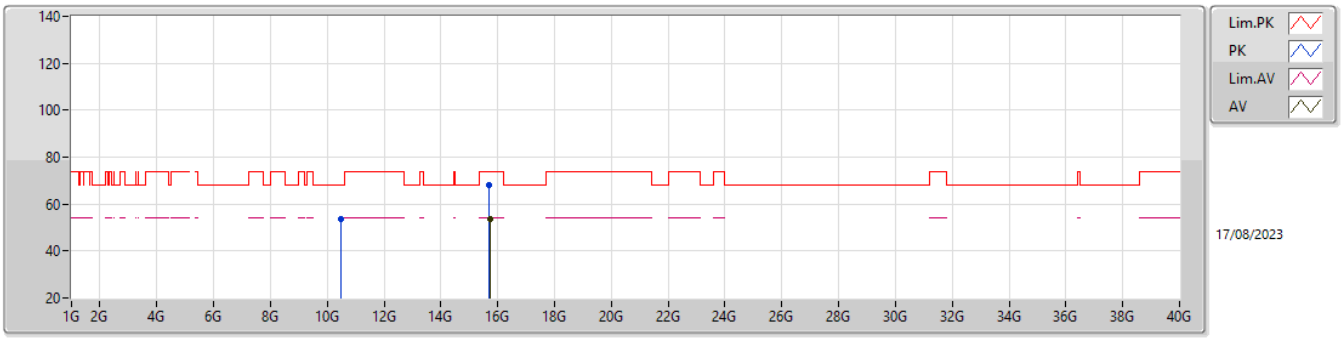

EUT Y_2TX
Setting 29
04-M-R-7

Type	Freq	Level	Limit	Margin	Raw	Dist	Condition	Azimuth	Height	Comment	AF	CL	PA
	(Hz)	(dBuV/m)	(dBuV/m)	(dB)	(dBuV)	(m)		(°)	(m)		(dB)	(dB)	(dB)
PK	10.4797G	53.66	68.20	-14.54	49.50	3	Horizontal	308	2.17	-	39.06	8.14	43.04
PK	15.71475G	67.97	74.00	-6.03	61.89	3	Horizontal	132	2.48	-	38.24	10.20	42.36
AV	15.71695G	53.41	54.00	-0.59	47.32	3	Horizontal	132	2.48	-	38.25	10.20	42.36

5.25-5.35GHz_802.11a_Nss1,(6Mbps)_2TX

5260MHz_TX

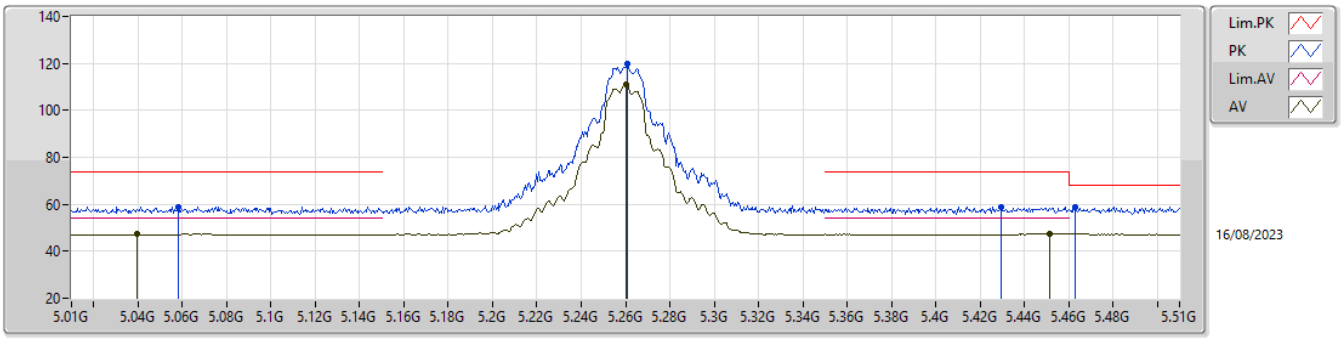

EUT Y_2TX
Setting 29
04-M-R-7-10

Type	Freq	Level	Limit	Margin	Raw	Dist	Condition	Azimuth	Height	Comment	AF	CL	PA
	(Hz)	(dBuV/m)	(dBuV/m)	(dB)	(dBuV)	(m)		(°)	(m)		(dB)	(dB)	(dB)
PK	5.058G	59.03	74.00	-14.97	53.02	3	Vertical	322	1.97	-	33.00	5.36	32.35
AV	5.0395G	47.61	54.00	-6.39	41.57	3	Vertical	322	1.97	-	33.00	5.34	32.30
PK	5.261G	119.58	Inf	-Inf	113.84	3	Vertical	322	1.97	-	33.04	5.53	32.83
AV	5.2605G	111.24	Inf	-Inf	105.49	3	Vertical	322	1.97	-	33.04	5.53	32.82
PK	5.4295G	59.02	74.00	-14.98	53.06	3	Vertical	322	1.97	-	33.58	5.60	33.22
PK	5.463G	58.77	68.20	-9.43	52.74	3	Vertical	322	1.97	-	33.73	5.60	33.30
AV	5.4515G	47.58	54.00	-6.42	41.56	3	Vertical	322	1.97	-	33.70	5.60	33.28

5.25-5.35GHz_802.11a_Nss1,(6Mbps)_2TX

5260MHz_TX

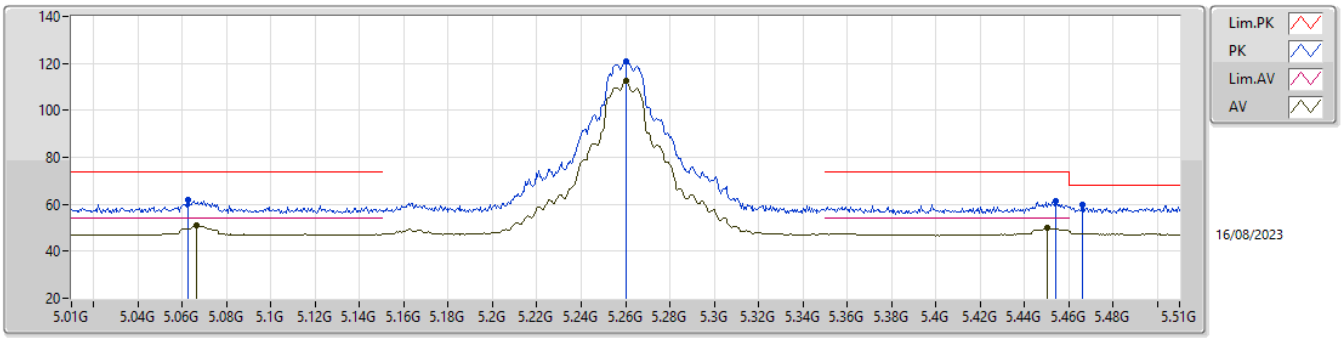

EUT Y_2TX
Setting 29
04-M-R-7-10

Type	Freq	Level	Limit	Margin	Raw	Dist	Condition	Azimuth	Height	Comment	AF	CL	PA
	(Hz)	(dBuV/m)	(dBuV/m)	(dB)	(dBuV)	(m)		(°)	(m)		(dB)	(dB)	(dB)
PK	5.0625G	61.91	74.00	-12.09	55.91	3	Horizontal	16	2.56	-	33.00	5.36	32.36
AV	5.0665G	50.89	54.00	-3.11	44.89	3	Horizontal	16	2.56	-	33.00	5.37	32.37
PK	5.2605G	120.83	Inf	-Inf	115.08	3	Horizontal	16	2.56	-	33.04	5.53	32.82
AV	5.2605G	112.46	Inf	-Inf	106.71	3	Horizontal	16	2.56	-	33.04	5.53	32.82
PK	5.454G	61.20	74.00	-12.80	55.17	3	Horizontal	16	2.56	-	33.71	5.60	33.28
AV	5.4505G	49.78	54.00	-4.22	43.75	3	Horizontal	16	2.56	-	33.70	5.60	33.27
PK	5.466G	59.73	68.20	-8.47	53.71	3	Horizontal	16	2.56	-	33.73	5.60	33.31

5.25-5.35GHz_802.11a_Nss1,(6Mbps)_2TX

5260MHz_TX

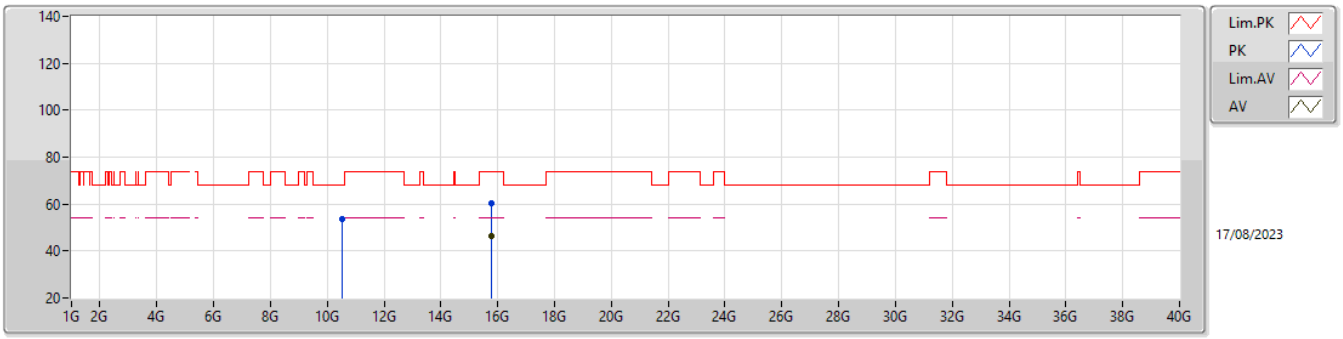

EUT Y_2TX
Setting 29
04-M-R-7

Type	Freq	Level	Limit	Margin	Raw	Dist	Condition	Azimuth	Height	Comment	AF	CL	PA
	(Hz)	(dBuV/m)	(dBuV/m)	(dB)	(dBuV)	(m)		(°)	(m)		(dB)	(dB)	(dB)
PK	10.52165G	53.42	68.20	-14.78	49.16	3	Vertical	21	2.48	-	39.14	8.16	43.04
PK	15.7749G	60.18	74.00	-13.82	53.83	3	Vertical	170	1.76	-	38.42	10.22	42.29
AV	15.7803G	46.62	54.00	-7.38	40.24	3	Vertical	170	1.76	-	38.44	10.22	42.28

5.25-5.35GHz_802.11a_Nss1,(6Mbps)_2TX

5260MHz_TX

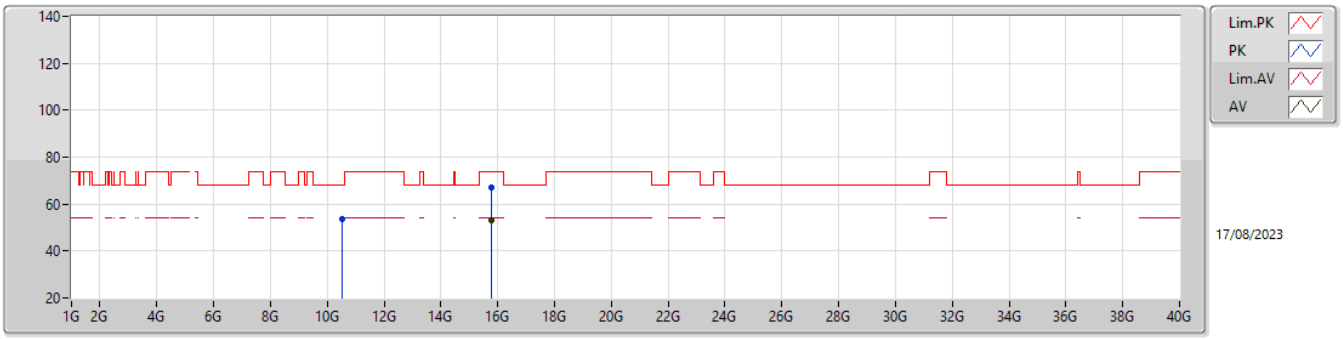

EUT Y_2TX
Setting 29
04-M-R-7

Type	Freq	Level	Limit	Margin	Raw	Dist	Condition	Azimuth	Height	Comment	AF	CL	PA
	(Hz)	(dBuV/m)	(dBuV/m)	(dB)	(dBuV)	(m)		(°)	(m)		(dB)	(dB)	(dB)
PK	10.51985G	53.79	68.20	-14.41	49.53	3	Horizontal	302	2.21	-	39.14	8.16	43.04
PK	15.7748G	66.95	74.00	-7.05	60.60	3	Horizontal	136	2.47	-	38.42	10.22	42.29
AV	15.78205G	53.26	54.00	-0.74	46.87	3	Horizontal	136	2.47	-	38.45	10.22	42.28

5.25-5.35GHz_802.11a_Nss1,(6Mbps)_2TX

5300MHz_TX

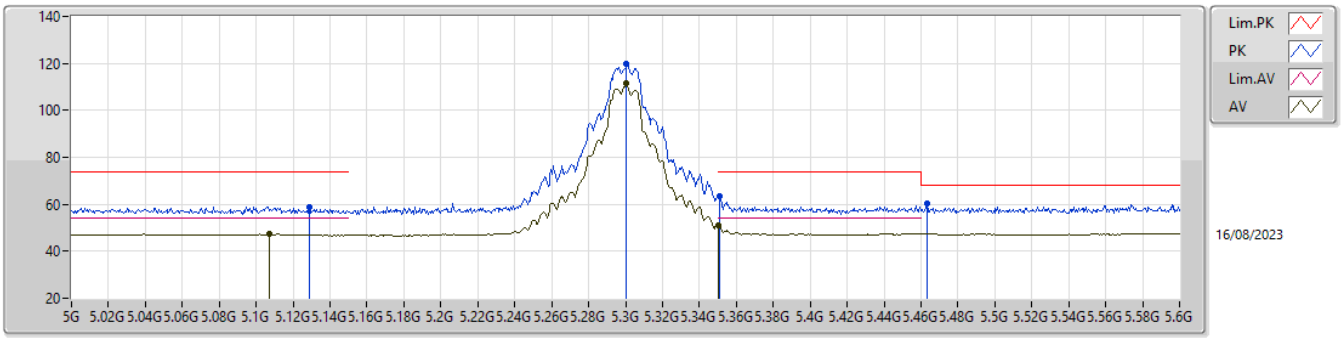

EUT Y_2TX
Setting 28
04-M-R-7-10

Type	Freq	Level	Limit	Margin	Raw	Dist	Condition	Azimuth	Height	Comment	AF	CL	PA
	(Hz)	(dBuV/m)	(dBuV/m)	(dB)	(dBuV)	(m)		(°)	(m)		(dB)	(dB)	(dB)
PK	5.129G	58.93	74.00	-15.07	53.07	3	Vertical	318	2.18	-	32.94	5.43	32.51
AV	5.1068G	47.65	54.00	-6.35	41.71	3	Vertical	318	2.18	-	32.99	5.41	32.46
PK	5.3006G	119.61	Inf	-Inf	113.78	3	Vertical	318	2.18	-	33.20	5.55	32.92
AV	5.3006G	111.30	Inf	-Inf	105.47	3	Vertical	318	2.18	-	33.20	5.55	32.92
PK	5.351G	63.31	74.00	-10.69	57.57	3	Vertical	318	2.18	-	33.20	5.58	33.04
AV	5.35G	51.12	54.00	-2.88	45.38	3	Vertical	318	2.18	-	33.20	5.58	33.04
PK	5.4632G	60.37	68.20	-7.83	54.34	3	Vertical	318	2.18	-	33.73	5.60	33.30

5.25-5.35GHz_802.11a_Nss1,(6Mbps)_2TX

5300MHz_TX

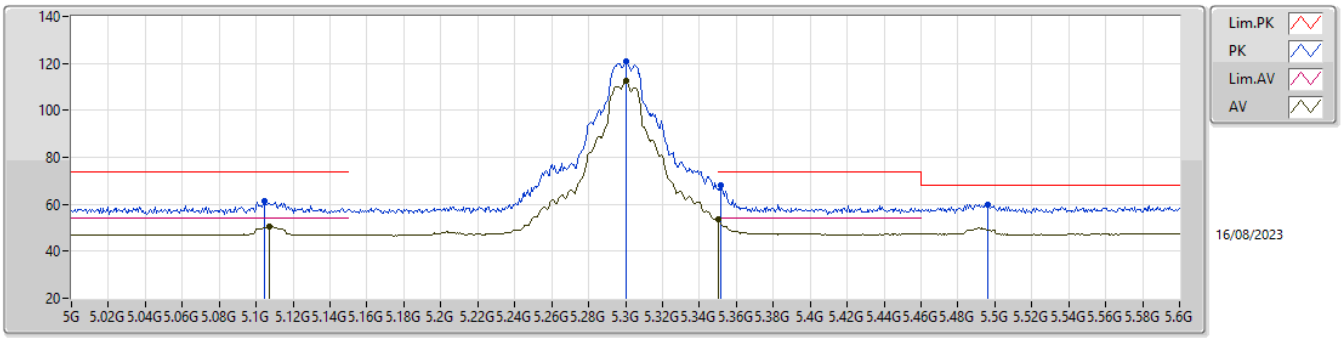

EUT Y_2TX
Setting 28
04-M-R-7-10

Type	Freq	Level	Limit	Margin	Raw	Dist	Condition	Azimuth	Height	Comment	AF	CL	PA
	(Hz)	(dBuV/m)	(dBuV/m)	(dB)	(dBuV)	(m)		(°)	(m)		(dB)	(dB)	(dB)
PK	5.1044G	61.47	74.00	-12.53	55.54	3	Horizontal	16	2.45	-	32.99	5.40	32.46
AV	5.1068G	50.70	54.00	-3.30	44.76	3	Horizontal	16	2.45	-	32.99	5.41	32.46
PK	5.3006G	120.94	Inf	-Inf	115.11	3	Horizontal	16	2.45	-	33.20	5.55	32.92
AV	5.3006G	112.40	Inf	-Inf	106.57	3	Horizontal	16	2.45	-	33.20	5.55	32.92
PK	5.3516G	68.02	74.00	-5.98	62.27	3	Horizontal	16	2.45	-	33.21	5.58	33.04
AV	5.35G	53.71	54.00	-0.29	47.97	3	Horizontal	16	2.45	-	33.20	5.58	33.04
PK	5.4962G	59.90	68.20	-8.30	53.89	3	Horizontal	16	2.45	-	33.79	5.60	33.38

5.25-5.35GHz_802.11a_Nss1,(6Mbps)_2TX

5300MHz_TX

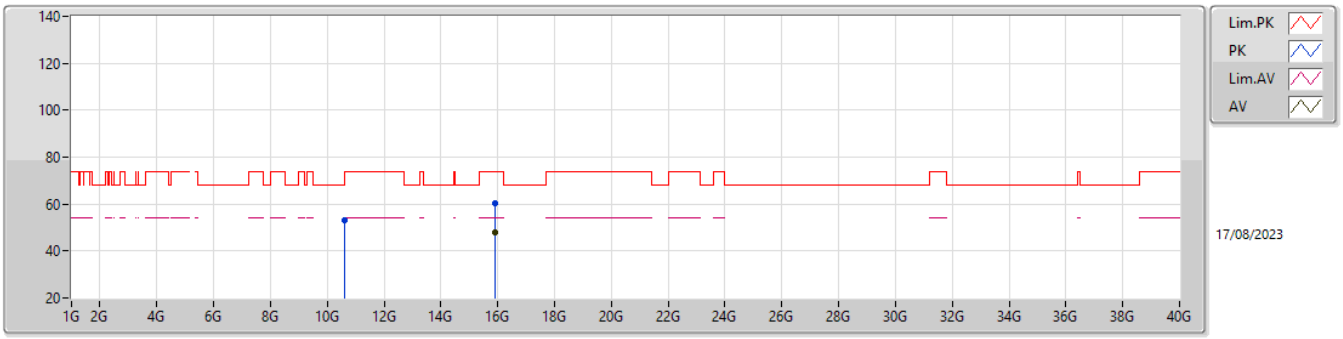

EUT Y_2TX
Setting 28
04-M-R-7

Type	Freq	Level	Limit	Margin	Raw	Dist	Condition	Azimuth	Height	Comment	AF	CL	PA
	(Hz)	(dBuV/m)	(dBuV/m)	(dB)	(dBuV)	(m)		(°)	(m)		(dB)	(dB)	(dB)
PK	10.5998G	53.11	68.20	-15.09	48.68	3	Vertical	49	1.80	-	39.30	8.18	43.05
PK	15.90025G	60.54	74.00	-13.46	53.82	3	Vertical	169	1.80	-	38.60	10.27	42.15
AV	15.90035G	48.00	54.00	-6.00	41.28	3	Vertical	169	1.80	-	38.60	10.27	42.15

5.25-5.35GHz_802.11a_Nss1,(6Mbps)_2TX

5300MHz_TX

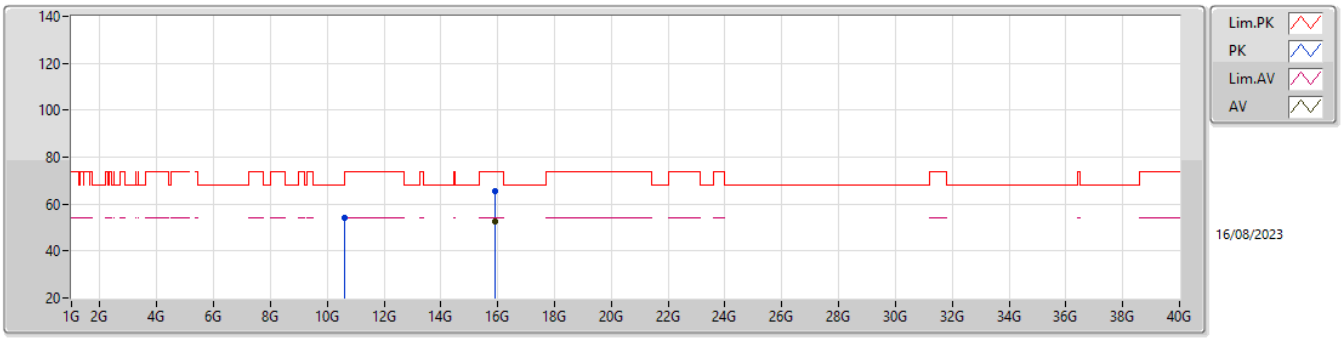

EUT Y_2TX
Setting 28
04-M-R-7

Type	Freq	Level	Limit	Margin	Raw	Dist	Condition	Azimuth	Height	Comment	AF	CL	PA
	(Hz)	(dBuV/m)	(dBuV/m)	(dB)	(dBuV)	(m)		(°)	(m)		(dB)	(dB)	(dB)
PK	10.5997G	54.00	68.20	-14.20	49.57	3	Horizontal	309	2.11	-	39.30	8.18	43.05
PK	15.89485G	65.66	74.00	-8.34	58.96	3	Horizontal	148	1.80	-	38.59	10.26	42.15
AV	15.899G	52.41	54.00	-1.59	45.70	3	Horizontal	148	1.80	-	38.60	10.26	42.15

5.25-5.35GHz_802.11a_Nss1,(6Mbps)_2TX

5320MHz_TX

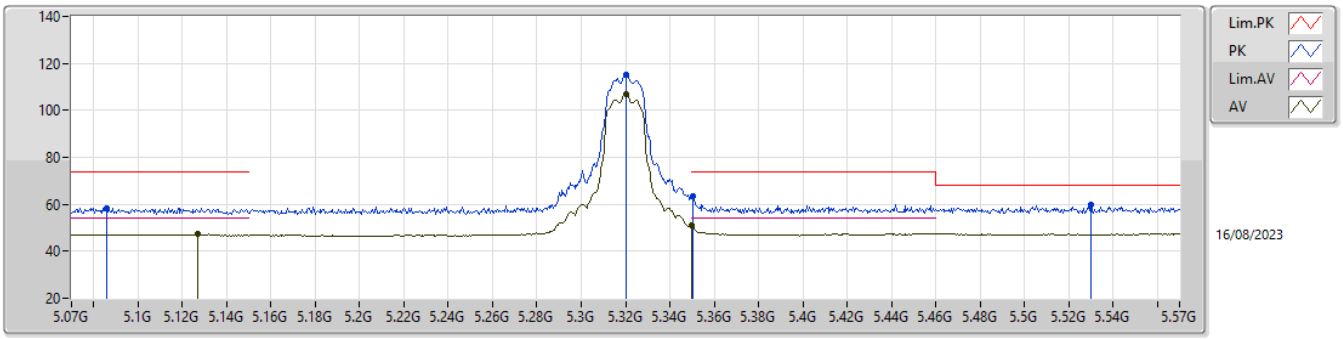

EUT Y_2TX
Setting 22.5
04-M-R-7-10

Type	Freq	Level	Limit	Margin	Raw	Dist	Condition	Azimuth	Height	Comment	AF	CL	PA
	(Hz)	(dBuV/m)	(dBuV/m)	(dB)	(dBuV)	(m)		(°)	(m)		(dB)	(dB)	(dB)
PK	5.086G	58.51	74.00	-15.49	52.53	3	Vertical	321	2.06	-	33.00	5.39	32.41
AV	5.127G	47.52	54.00	-6.48	41.65	3	Vertical	321	2.06	-	32.95	5.43	32.51
PK	5.3205G	115.41	Inf	-Inf	109.62	3	Vertical	321	2.06	-	33.20	5.56	32.97
AV	5.3205G	107.05	Inf	-Inf	101.26	3	Vertical	321	2.06	-	33.20	5.56	32.97
PK	5.3505G	63.19	74.00	-10.81	57.45	3	Vertical	321	2.06	-	33.20	5.58	33.04
AV	5.35G	51.01	54.00	-2.99	45.27	3	Vertical	321	2.06	-	33.20	5.58	33.04
PK	5.53G	59.62	68.20	-8.58	53.56	3	Vertical	321	2.06	-	33.86	5.60	33.40

5.25-5.35GHz_802.11a_Nss1,(6Mbps)_2TX

5320MHz_TX

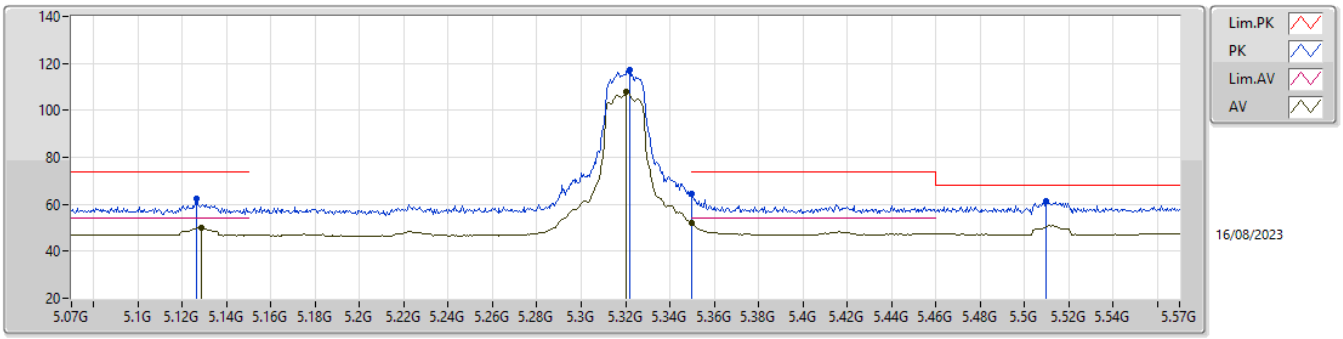

EUT Y_2TX
Setting 22.5
04-M-R-7-10

Type	Freq	Level	Limit	Margin	Raw	Dist	Condition	Azimuth	Height	Comment	AF	CL	PA
	(Hz)	(dBuV/m)	(dBuV/m)	(dB)	(dBuV)	(m)		(°)	(m)		(dB)	(dB)	(dB)
PK	5.1265G	62.24	74.00	-11.76	56.37	3	Horizontal	16	1.78	-	32.95	5.43	32.51
AV	5.1285G	50.10	54.00	-3.90	44.24	3	Horizontal	16	1.78	-	32.94	5.43	32.51
PK	5.322G	117.27	Inf	-Inf	111.48	3	Horizontal	16	1.78	-	33.20	5.56	32.97
AV	5.3205G	108.10	Inf	-Inf	102.31	3	Horizontal	16	1.78	-	33.20	5.56	32.97
PK	5.35G	64.37	74.00	-9.63	58.63	3	Horizontal	16	1.78	-	33.20	5.58	33.04
AV	5.35G	52.00	54.00	-2.00	46.26	3	Horizontal	16	1.78	-	33.20	5.58	33.04
PK	5.5095G	61.51	68.20	-6.69	55.48	3	Horizontal	16	1.78	-	33.82	5.60	33.39

5.25-5.35GHz_802.11a_Nss1,(6Mbps)_2TX

5320MHz_TX

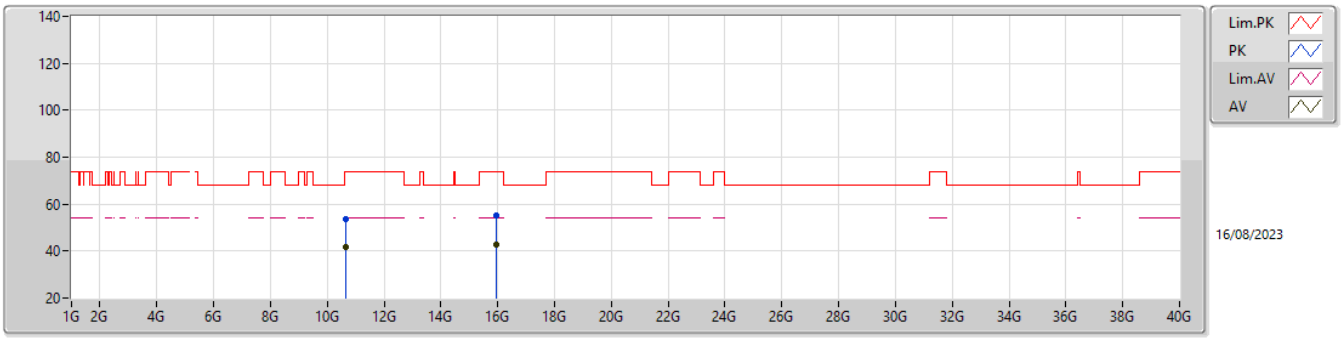

EUT Y_2TX
Setting 22.5
04-M-R-7

Type	Freq	Level	Limit	Margin	Raw	Dist	Condition	Azimuth	Height	Comment	AF	CL	PA
	(Hz)	(dBuV/m)	(dBuV/m)	(dB)	(dBuV)	(m)		(°)	(m)		(dB)	(dB)	(dB)
PK	10.66045G	53.39	74.00	-20.61	48.95	3	Vertical	18	2.45	-	39.30	8.20	43.06
AV	10.6565G	41.49	54.00	-12.51	37.05	3	Vertical	18	2.45	-	39.30	8.20	43.06
PK	15.95875G	54.94	74.00	-19.06	48.19	3	Vertical	74	2.70	-	38.54	10.29	42.08
AV	15.95855G	42.92	54.00	-11.08	36.17	3	Vertical	74	2.70	-	38.54	10.29	42.08

5.25-5.35GHz_802.11a_Nss1,(6Mbps)_2TX

5320MHz_TX

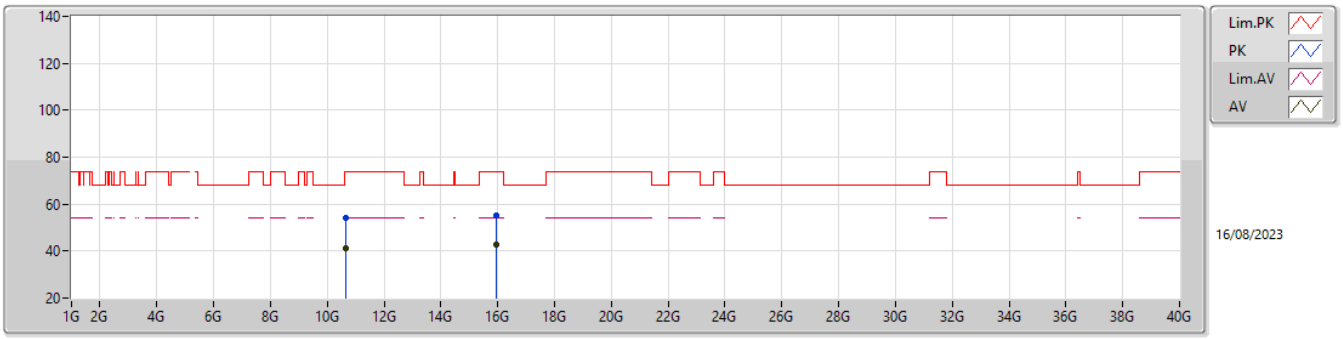

EUT Y_2TX
Setting 22.5
04-M-R-7

Type	Freq	Level	Limit	Margin	Raw	Dist	Condition	Azimuth	Height	Comment	AF	CL	PA
	(Hz)	(dBuV/m)	(dBuV/m)	(dB)	(dBuV)	(m)		(°)	(m)		(dB)	(dB)	(dB)
PK	10.66435G	53.90	74.00	-20.10	49.46	3	Horizontal	137	2.22	-	39.30	8.20	43.06
AV	10.65815G	41.44	54.00	-12.56	37.00	3	Horizontal	137	2.22	-	39.30	8.20	43.06
PK	15.9598G	55.16	74.00	-18.84	48.41	3	Horizontal	232	1.20	-	38.54	10.29	42.08
AV	15.96175G	42.74	54.00	-11.26	35.98	3	Horizontal	232	1.20	-	38.54	10.29	42.07

5.47-5.725GHz_802.11a_Nss1,(6Mbps)_2TX

5500MHz_TX

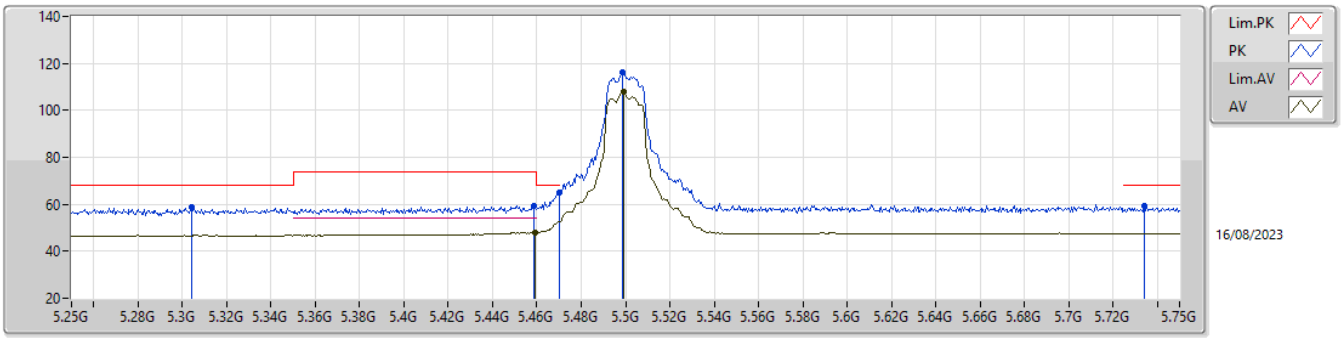

EUT Y_2TX
Setting 24.5
04-M-R-7-10

Type	Freq	Level	Limit	Margin	Raw	Dist	Condition	Azimuth	Height	Comment	AF	CL	PA
	(Hz)	(dBuV/m)	(dBuV/m)	(dB)	(dBuV)	(m)		(°)	(m)		(dB)	(dB)	(dB)
PK	5.304G	58.68	68.20	-9.52	52.86	3	Vertical	332	1.80	-	33.20	5.55	32.93
PK	5.4585G	59.27	74.00	-14.73	53.24	3	Vertical	332	1.80	-	33.72	5.60	33.29
AV	5.459G	48.04	54.00	-5.96	42.01	3	Vertical	332	1.80	-	33.72	5.60	33.29
PK	5.47G	64.83	68.20	-3.37	58.81	3	Vertical	332	1.80	-	33.74	5.60	33.32
PK	5.4985G	116.05	Inf	-Inf	110.04	3	Vertical	332	1.80	-	33.80	5.60	33.39
AV	5.499G	107.89	Inf	-Inf	101.88	3	Vertical	332	1.80	-	33.80	5.60	33.39
PK	5.734G	59.36	68.20	-8.84	52.88	3	Vertical	332	1.80	-	34.27	5.67	33.46

5.47-5.725GHz_802.11a_Nss1,(6Mbps)_2TX

5500MHz_TX

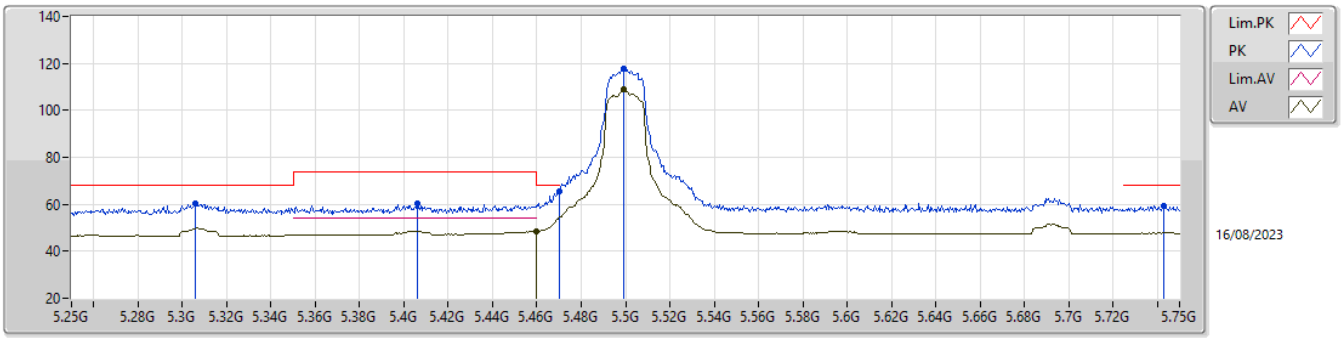

EUT Y_2TX
Setting 24.5
04-M-R-7-10

Type	Freq	Level	Limit	Margin	Raw	Dist	Condition	Azimuth	Height	Comment	AF	CL	PA
	(Hz)	(dBuV/m)	(dBuV/m)	(dB)	(dBuV)	(m)		(°)	(m)		(dB)	(dB)	(dB)
PK	5.306G	60.24	68.20	-7.96	54.42	3	Horizontal	25	1.46	-	33.20	5.55	32.93
PK	5.406G	60.25	74.00	-13.75	54.38	3	Horizontal	25	1.46	-	33.44	5.60	33.17
PK	5.47G	65.72	68.20	-2.48	59.70	3	Horizontal	25	1.46	-	33.74	5.60	33.32
AV	5.46G	48.57	54.00	-5.43	42.55	3	Horizontal	25	1.46	-	33.72	5.60	33.30
PK	5.499G	117.94	Inf	-Inf	111.93	3	Horizontal	25	1.46	-	33.80	5.60	33.39
AV	5.499G	109.07	Inf	-Inf	103.06	3	Horizontal	25	1.46	-	33.80	5.60	33.39
PK	5.743G	59.39	68.20	-8.81	52.89	3	Horizontal	25	1.46	-	34.29	5.67	33.46

5.47-5.725GHz_802.11a_Nss1,(6Mbps)_2TX

5500MHz_TX

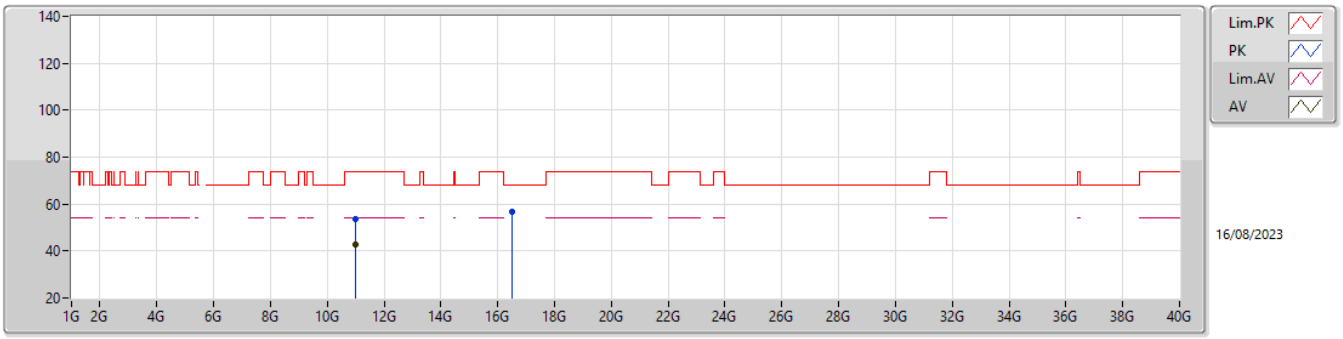

EUT Y_2TX
Setting 24.5
04-M-R-7

Type	Freq	Level	Limit	Margin	Raw	Dist	Condition	Azimuth	Height	Comment	AF	CL	PA
	(Hz)	(dBuV/m)	(dBuV/m)	(dB)	(dBuV)	(m)		(°)	(m)		(dB)	(dB)	(dB)
PK	11.00985G	53.58	74.00	-20.42	49.00	3	Vertical	320	1.99	-	39.38	8.30	43.10
AV	10.9998G	42.74	54.00	-11.26	38.14	3	Vertical	320	1.99	-	39.40	8.30	43.10
PK	16.5015G	56.92	68.20	-11.28	48.29	3	Vertical	340	2.48	-	39.60	10.63	41.60

5.47-5.725GHz_802.11a_Nss1,(6Mbps)_2TX

5500MHz_TX

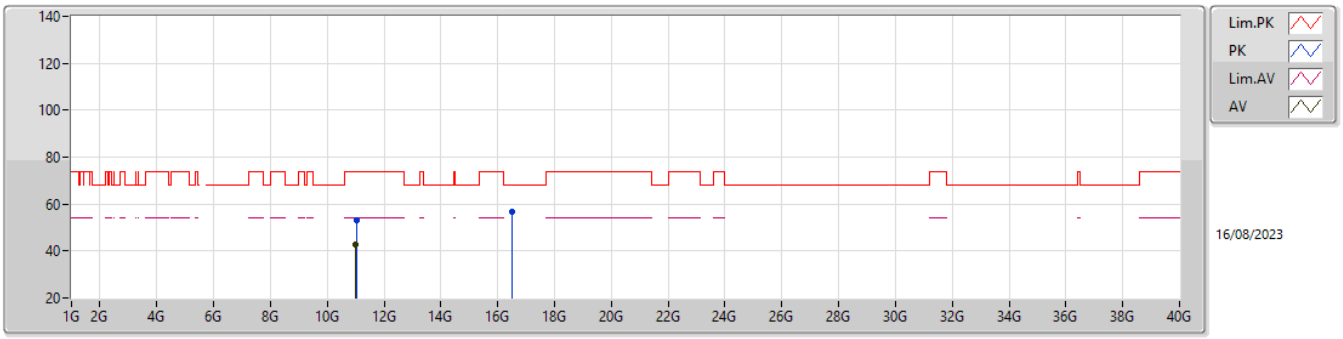

EUT Y_2TX
Setting 24.5
04-M-R-7

Type	Freq	Level	Limit	Margin	Raw	Dist	Condition	Azimuth	Height	Comment	AF	CL	PA
	(Hz)	(dBuV/m)	(dBuV/m)	(dB)	(dBuV)	(m)		(°)	(m)		(dB)	(dB)	(dB)
PK	11.0216G	53.35	74.00	-20.65	48.79	3	Horizontal	314	2.05	-	39.36	8.31	43.11
AV	10.9999G	42.68	54.00	-11.32	38.08	3	Horizontal	314	2.05	-	39.40	8.30	43.10
PK	16.4865G	56.66	68.20	-11.54	48.12	3	Horizontal	293	1.80	-	39.53	10.62	41.61

5.47-5.725GHz_802.11a_Nss1,(6Mbps)_2TX

5580MHz_TX

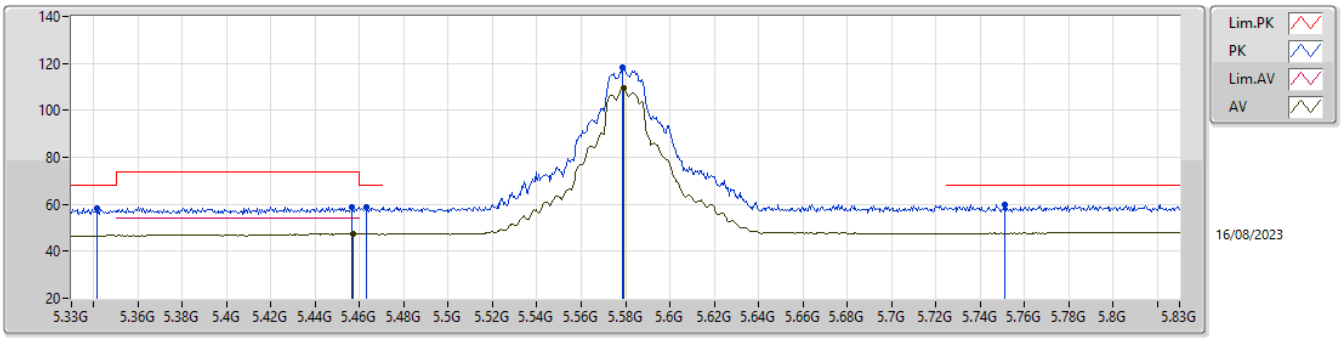

EUT Y_2TX
Setting 29
04-M-R-7-10

Type	Freq	Level	Limit	Margin	Raw	Dist	Condition	Azimuth	Height	Comment	AF	CL	PA
	(Hz)	(dBuV/m)	(dBuV/m)	(dB)	(dBuV)	(m)		(°)	(m)		(dB)	(dB)	(dB)
PK	5.3415G	58.39	68.20	-9.81	52.64	3	Vertical	326	2.22	-	33.20	5.57	33.02
PK	5.4565G	58.88	74.00	-15.12	52.86	3	Vertical	326	2.22	-	33.71	5.60	33.29
AV	5.457G	47.44	54.00	-6.56	41.42	3	Vertical	326	2.22	-	33.71	5.60	33.29
PK	5.463G	58.93	68.20	-9.27	52.90	3	Vertical	326	2.22	-	33.73	5.60	33.30
PK	5.5785G	118.05	Inf	-Inf	111.85	3	Vertical	326	2.22	-	34.01	5.60	33.41
AV	5.579G	109.73	Inf	-Inf	103.52	3	Vertical	326	2.22	-	34.02	5.60	33.41
PK	5.751G	59.91	68.20	-8.29	53.39	3	Vertical	326	2.22	-	34.30	5.68	33.46

5.47-5.725GHz_802.11a_Nss1,(6Mbps)_2TX

5580MHz_TX

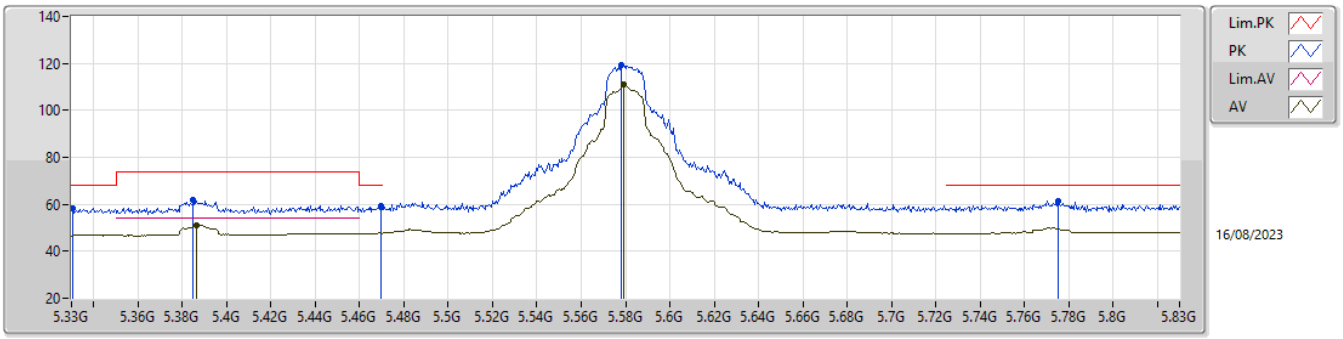

EUT Y_2TX
Setting 29
04-M-R-7-10

Type	Freq	Level	Limit	Margin	Raw	Dist	Condition	Azimuth	Height	Comment	AF	CL	PA
	(Hz)	(dBuV/m)	(dBuV/m)	(dB)	(dBuV)	(m)		(°)	(m)		(dB)	(dB)	(dB)
PK	5.3305G	58.48	68.20	-9.72	52.70	3	Horizontal	21	1.52	-	33.20	5.57	32.99
PK	5.385G	61.84	74.00	-12.16	56.03	3	Horizontal	21	1.52	-	33.34	5.59	33.12
AV	5.3865G	51.08	54.00	-2.92	45.26	3	Horizontal	21	1.52	-	33.35	5.59	33.12
PK	5.4695G	59.30	68.20	-8.90	53.28	3	Horizontal	21	1.52	-	33.74	5.60	33.32
PK	5.578G	119.09	Inf	-Inf	112.89	3	Horizontal	21	1.52	-	34.01	5.60	33.41
AV	5.579G	110.86	Inf	-Inf	104.65	3	Horizontal	21	1.52	-	34.02	5.60	33.41
PK	5.7755G	61.32	68.20	-6.88	54.80	3	Horizontal	21	1.52	-	34.30	5.69	33.47

5.47-5.725GHz_802.11a_Nss1,(6Mbps)_2TX

5580MHz_TX

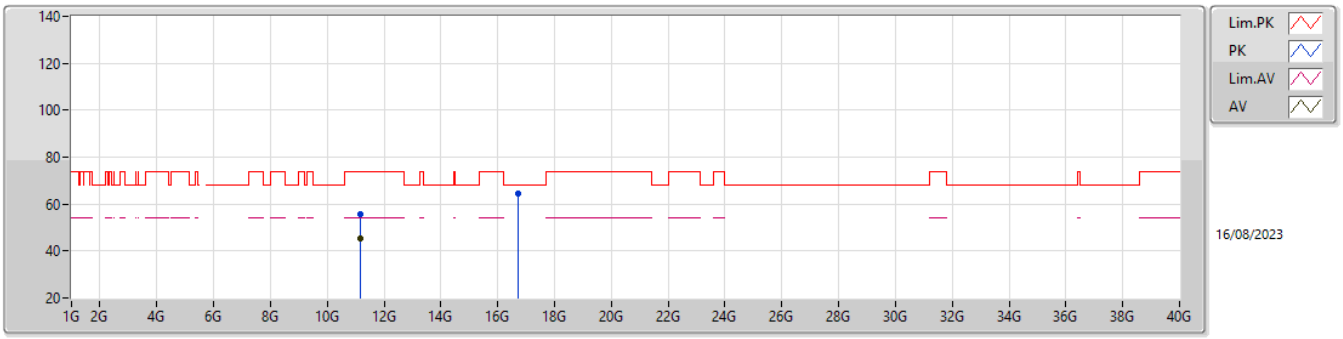

EUT Y_2TX
Setting 29
04-M-R-7

Type	Freq	Level	Limit	Margin	Raw	Dist	Condition	Azimuth	Height	Comment	AF	CL	PA
	(Hz)	(dBuV/m)	(dBuV/m)	(dB)	(dBuV)	(m)		(°)	(m)		(dB)	(dB)	(dB)
PK	11.16025G	55.78	74.00	-18.22	51.39	3	Vertical	6	2.94	-	39.20	8.35	43.16
AV	11.15975G	45.31	54.00	-8.69	40.92	3	Vertical	6	2.94	-	39.20	8.35	43.16
PK	16.7368G	64.58	68.20	-3.62	55.72	3	Vertical	342	2.85	-	39.91	10.78	41.83

5.47-5.725GHz_802.11a_Nss1,(6Mbps)_2TX

5580MHz_TX

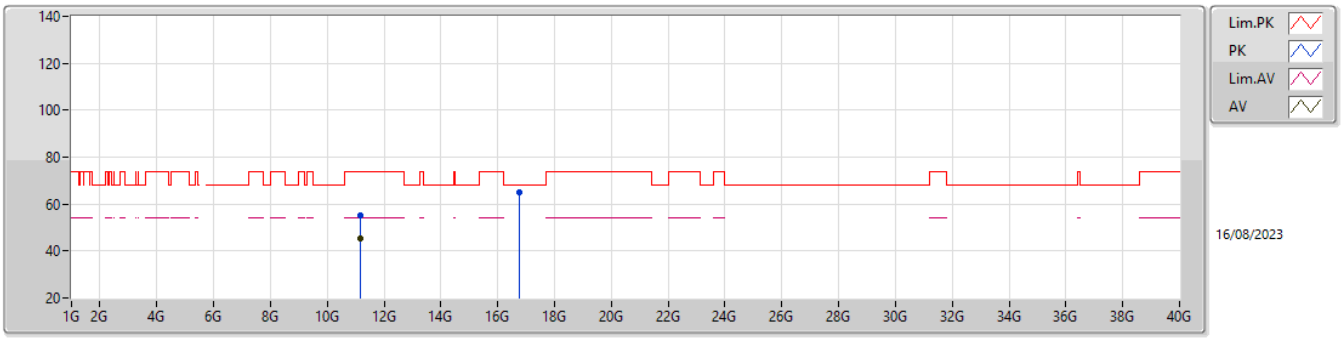

EUT Y_2TX
Setting 29
04-M-R-7

Type	Freq	Level	Limit	Margin	Raw	Dist	Condition	Azimuth	Height	Comment	AF	CL	PA
	(Hz)	(dBuV/m)	(dBuV/m)	(dB)	(dBuV)	(m)		(°)	(m)		(dB)	(dB)	(dB)
PK	11.16G	55.01	74.00	-18.99	50.62	3	Horizontal	302	2.97	-	39.20	8.35	43.16
AV	11.15975G	45.34	54.00	-8.66	40.95	3	Horizontal	302	2.97	-	39.20	8.35	43.16
PK	16.74185G	64.78	68.20	-3.42	55.91	3	Horizontal	331	1.80	-	39.93	10.78	41.84

5.47-5.725GHz_802.11a_Nss1,(6Mbps)_2TX

5700MHz_TX

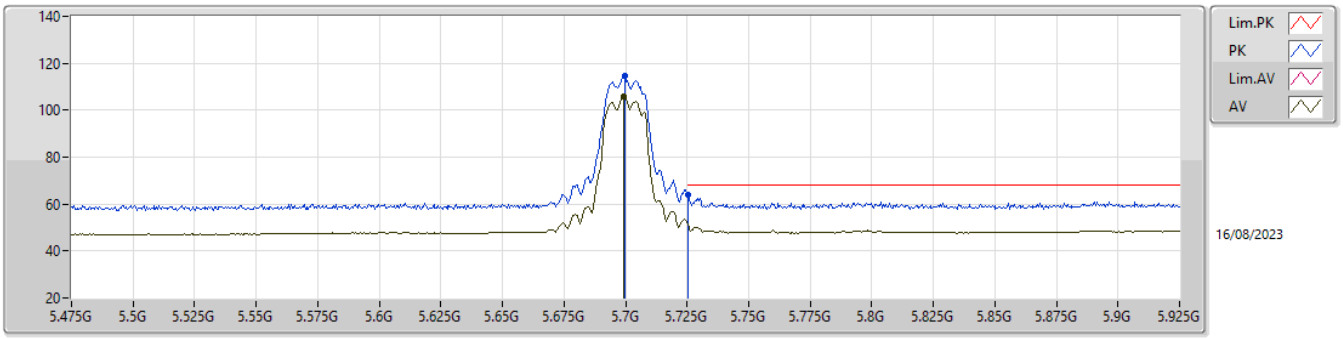

EUT Y_2TX
Setting 22
04-M-R-7-10

Type	Freq	Level	Limit	Margin	Raw	Dist	Condition	Azimuth	Height	Comment	AF	CL	PA
	(Hz)	(dBuV/m)	(dBuV/m)	(dB)	(dBuV)	(m)		(°)	(m)		(dB)	(dB)	(dB)
PK	5.69955G	114.43	Inf	-Inf	108.03	3	Vertical	189	1.87	-	34.20	5.65	33.45
AV	5.6991G	106.03	Inf	-Inf	99.63	3	Vertical	189	1.87	-	34.20	5.65	33.45
PK	5.7252G	63.78	68.20	-4.42	57.32	3	Vertical	189	1.87	-	34.25	5.66	33.45

5.47-5.725GHz_802.11a_Nss1,(6Mbps)_2TX

5700MHz_TX

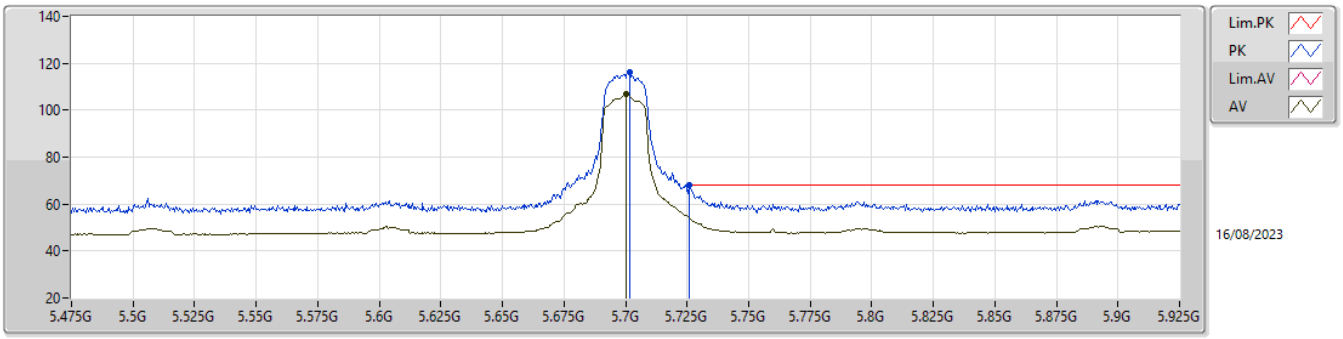

EUT Y_2TX
Setting 22
04-M-R-7-10

Type	Freq	Level	Limit	Margin	Raw	Dist	Condition	Azimuth	Height	Comment	AF	CL	PA
	(Hz)	(dBuV/m)	(dBuV/m)	(dB)	(dBuV)	(m)		(°)	(m)		(dB)	(dB)	(dB)
PK	5.7018G	116.00	Inf	-Inf	109.60	3	Horizontal	5	2.31	-	34.20	5.65	33.45
AV	5.70045G	107.04	Inf	-Inf	100.64	3	Horizontal	5	2.31	-	34.20	5.65	33.45
PK	5.72565G	68.16	68.20	-0.04	61.70	3	Horizontal	5	2.31	-	34.25	5.66	33.45

5.47-5.725GHz_802.11a_Nss1,(6Mbps)_2TX

5700MHz_TX

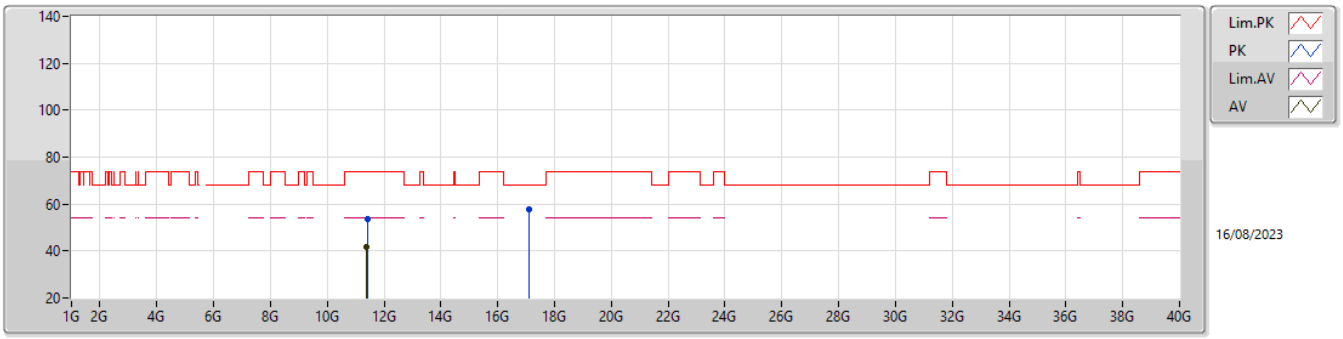

EUT Y_2TX
Setting 22
04-M-R-7

Type	Freq	Level	Limit	Margin	Raw	Dist	Condition	Azimuth	Height	Comment	AF	CL	PA
	(Hz)	(dBuV/m)	(dBuV/m)	(dB)	(dBuV)	(m)		(°)	(m)		(dB)	(dB)	(dB)
PK	11.4112G	53.55	74.00	-20.45	49.19	3	Vertical	249	2.39	-	39.20	8.42	43.26
AV	11.3998G	41.74	54.00	-12.26	37.38	3	Vertical	249	2.39	-	39.20	8.42	43.26
PK	17.115G	57.58	68.20	-10.62	47.67	3	Vertical	275	2.70	-	40.95	11.02	42.06

5.47-5.725GHz_802.11a_Nss1,(6Mbps)_2TX

5700MHz_TX

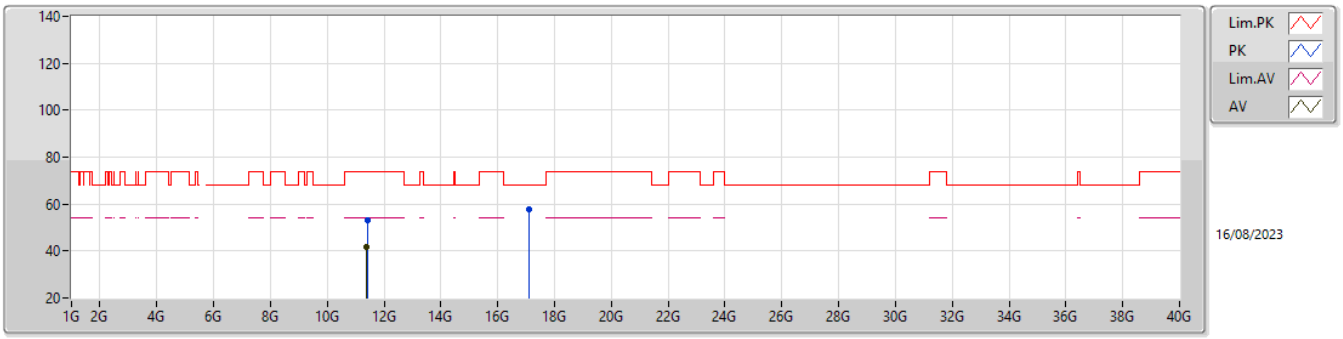

EUT Y_2TX
Setting 22
04-M-R-7

Type	Freq	Level	Limit	Margin	Raw	Dist	Condition	Azimuth	Height	Comment	AF	CL	PA
	(Hz)	(dBuV/m)	(dBuV/m)	(dB)	(dBuV)	(m)		(°)	(m)		(dB)	(dB)	(dB)
PK	11.40245G	53.04	74.00	-20.96	48.68	3	Horizontal	279	1.55	-	39.20	8.42	43.26
AV	11.3997G	41.74	54.00	-12.26	37.38	3	Horizontal	279	1.55	-	39.20	8.42	43.26
PK	17.1162G	57.66	68.20	-10.54	47.74	3	Horizontal	286	1.00	-	40.95	11.03	42.06

5.725-5.85GHz_802.11a_Nss1,(6Mbps)_2TX

5745MHz_TX

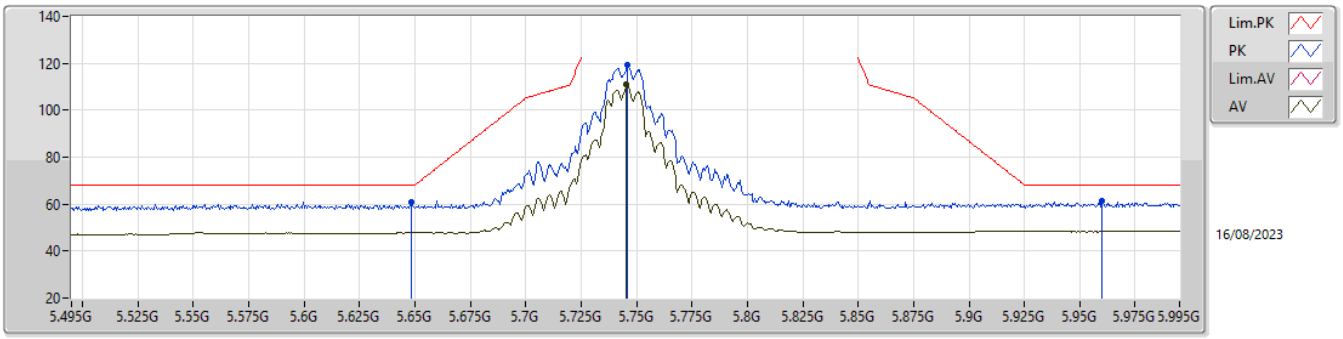

EUT Y_2TX
Setting 29
04-M-R-7-10

Type	Freq	Level	Limit	Margin	Raw	Dist	Condition	Azimuth	Height	Comment	AF	CL	PA
	(Hz)	(dBuV/m)	(dBuV/m)	(dB)	(dBuV)	(m)		(°)	(m)		(dB)	(dB)	(dB)
PK	5.6485G	60.92	68.20	-7.28	54.63	3	Vertical	217	2.01	-	34.10	5.62	33.43
PK	5.746G	119.37	Inf	-Inf	112.87	3	Vertical	217	2.01	-	34.29	5.67	33.46
AV	5.7455G	110.86	Inf	-Inf	104.36	3	Vertical	217	2.01	-	34.29	5.67	33.46
PK	5.96G	61.20	68.20	-7.00	53.72	3	Vertical	217	2.01	-	35.22	5.78	33.52

5.725-5.85GHz_802.11a_Nss1,(6Mbps)_2TX

5745MHz_TX

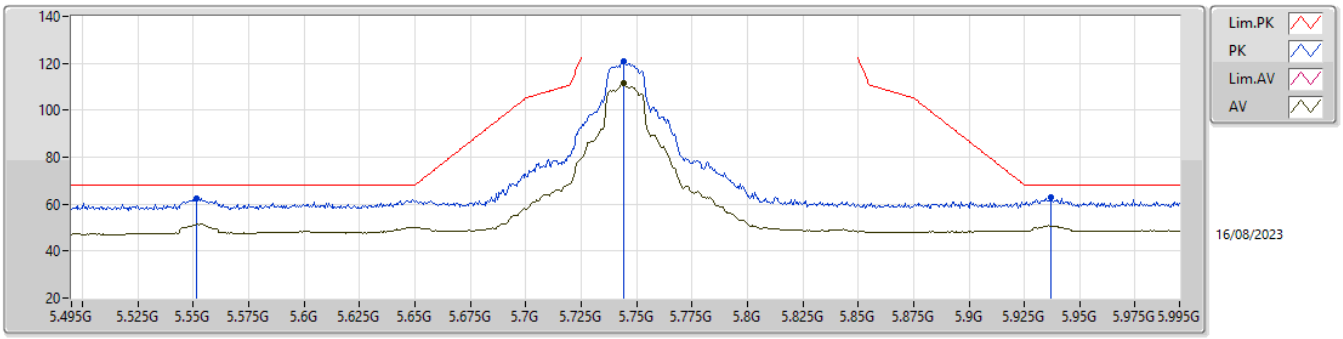

EUT Y_2TX
Setting 29
04-M-R-7-10

Type	Freq	Level	Limit	Margin	Raw	Dist	Condition	Azimuth	Height	Comment	AF	CL	PA
	(Hz)	(dBuV/m)	(dBuV/m)	(dB)	(dBuV)	(m)		(°)	(m)		(dB)	(dB)	(dB)
PK	5.5515G	62.44	68.20	-5.76	56.33	3	Horizontal	6	1.51	-	33.91	5.60	33.40
PK	5.744G	121.01	Inf	-Inf	114.51	3	Horizontal	6	1.51	-	34.29	5.67	33.46
AV	5.744G	111.48	Inf	-Inf	104.98	3	Horizontal	6	1.51	-	34.29	5.67	33.46
PK	5.937G	62.76	68.20	-5.44	55.38	3	Horizontal	6	1.51	-	35.12	5.77	33.51

5.725-5.85GHz_802.11a_Nss1,(6Mbps)_2TX

5745MHz_TX

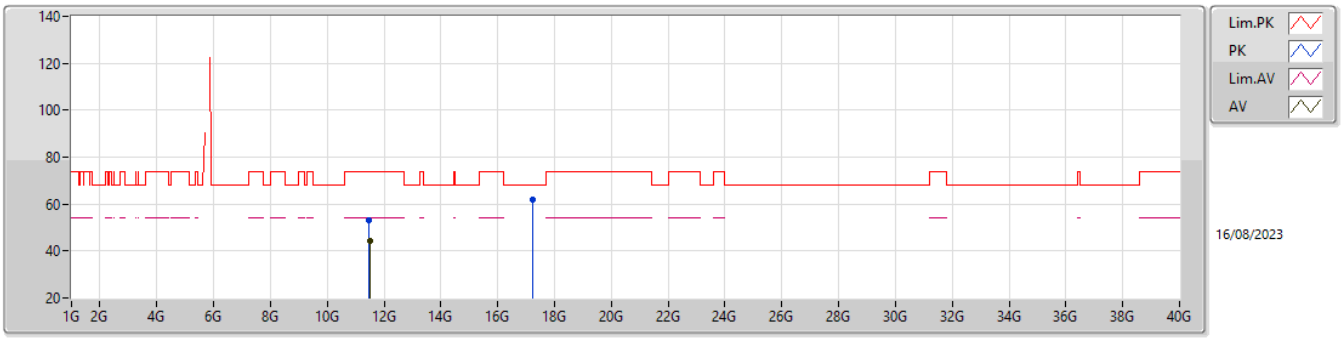

EUT Y_2TX
Setting 29
04-M-R-7

Type	Freq	Level	Limit	Margin	Raw	Dist	Condition	Azimuth	Height	Comment	AF	CL	PA
	(Hz)	(dBuV/m)	(dBuV/m)	(dB)	(dBuV)	(m)		(°)	(m)		(dB)	(dB)	(dB)
PK	11.48625G	53.25	74.00	-20.75	48.89	3	Vertical	166	2.69	-	39.20	8.45	43.29
AV	11.48985G	44.26	54.00	-9.74	39.91	3	Vertical	166	2.69	-	39.20	8.45	43.30
PK	17.2424G	61.73	68.20	-6.47	51.28	3	Vertical	323	2.05	-	41.37	11.11	42.03

5.725-5.85GHz_802.11a_Nss1,(6Mbps)_2TX

5745MHz_TX

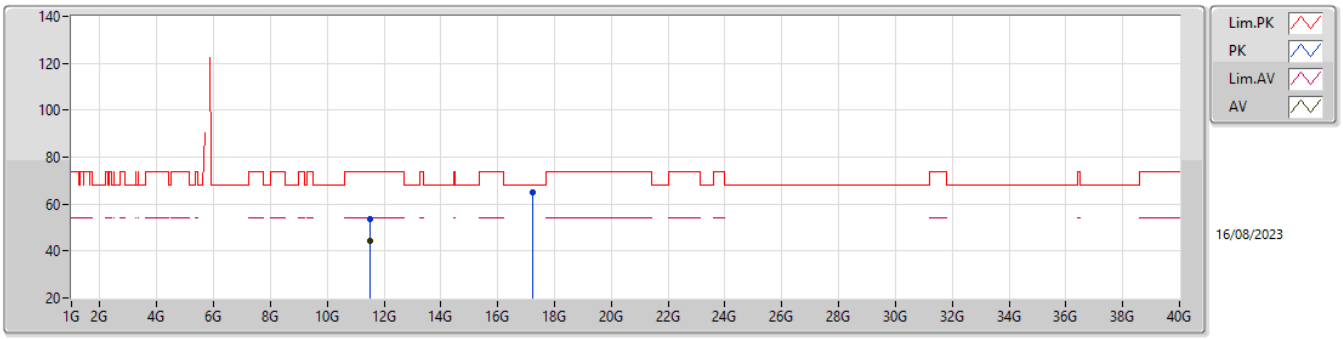

EUT Y_2TX
Setting 29
04-M-R-7

Type	Freq	Level	Limit	Margin	Raw	Dist	Condition	Azimuth	Height	Comment	AF	CL	PA
	(Hz)	(dBuV/m)	(dBuV/m)	(dB)	(dBuV)	(m)		(°)	(m)		(dB)	(dB)	(dB)
PK	11.4898G	53.67	74.00	-20.33	49.32	3	Horizontal	318	2.33	-	39.20	8.45	43.30
AV	11.48985G	44.31	54.00	-9.69	39.96	3	Horizontal	318	2.33	-	39.20	8.45	43.30
PK	17.232G	64.90	68.20	-3.30	54.50	3	Horizontal	322	1.70	-	41.33	11.10	42.03

5.725-5.85GHz_802.11a_Nss1,(6Mbps)_2TX

5785MHz_TX

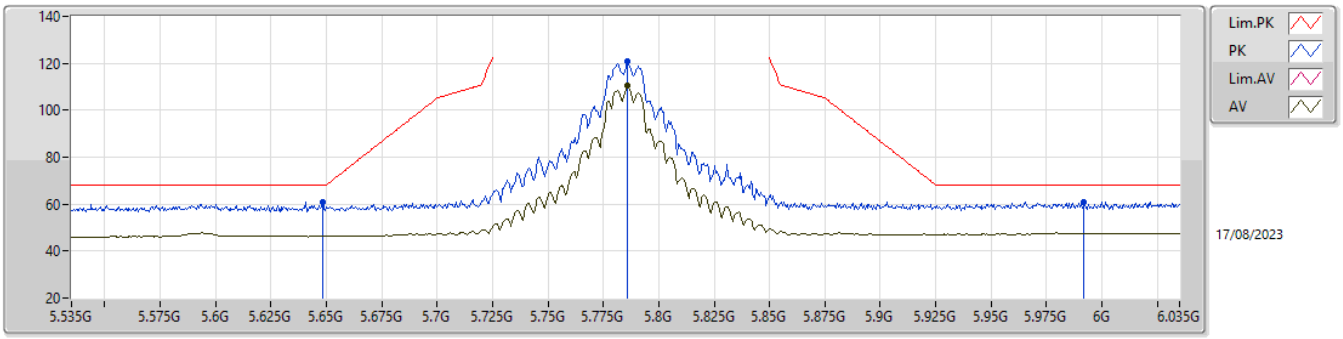

EUT Y_2TX
Setting 29
04-M-A-4-10

Type	Freq	Level	Limit	Margin	Raw	Dist	Condition	Azimuth	Height	Comment	AF	CL	PA
	(Hz)	(dBuV/m)	(dBuV/m)	(dB)	(dBuV)	(m)		(°)	(m)		(dB)	(dB)	(dB)
PK	5.6485G	60.87	68.20	-7.33	54.58	3	Vertical	220	1.80	-	34.10	5.62	33.43
PK	5.786G	121.03	Inf	-Inf	114.51	3	Vertical	220	1.80	-	34.30	5.69	33.47
AV	5.786G	110.40	Inf	-Inf	103.88	3	Vertical	220	1.80	-	34.30	5.69	33.47
PK	5.992G	61.08	68.20	-7.12	53.53	3	Vertical	220	1.80	-	35.28	5.80	33.53

5.725-5.85GHz_802.11a_Nss1,(6Mbps)_2TX

5785MHz_TX

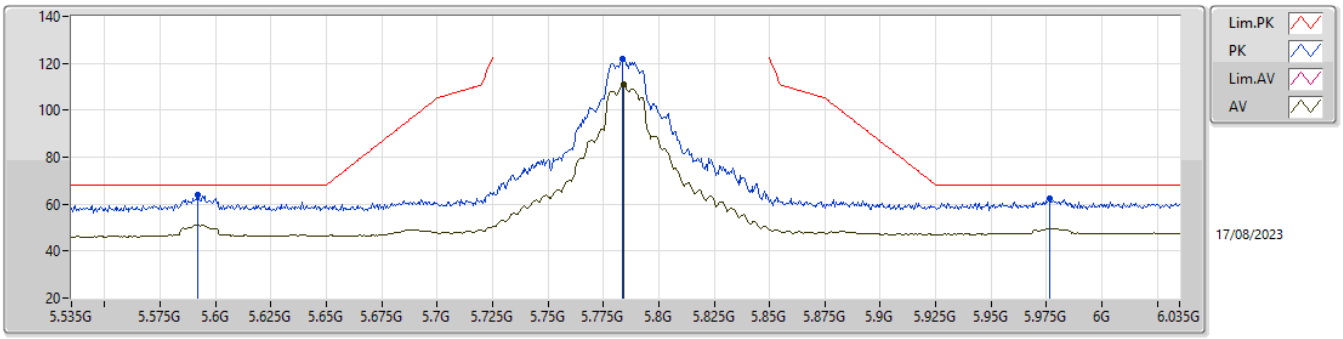

EUT Y_2TX
Setting 29
04-M-A-4-10

Type	Freq	Level	Limit	Margin	Raw	Dist	Condition	Azimuth	Height	Comment	AF	CL	PA
	(Hz)	(dBuV/m)	(dBuV/m)	(dB)	(dBuV)	(m)		(°)	(m)		(dB)	(dB)	(dB)
PK	5.592G	63.75	68.20	-4.45	57.50	3	Horizontal	23	1.80	-	34.07	5.60	33.42
PK	5.7835G	121.69	Inf	-Inf	115.17	3	Horizontal	23	1.80	-	34.30	5.69	33.47
AV	5.784G	111.19	Inf	-Inf	104.67	3	Horizontal	23	1.80	-	34.30	5.69	33.47
PK	5.9765G	62.40	68.20	-5.80	54.88	3	Horizontal	23	1.80	-	35.25	5.79	33.52

5.725-5.85GHz_802.11a_Nss1,(6Mbps)_2TX

5785MHz_TX

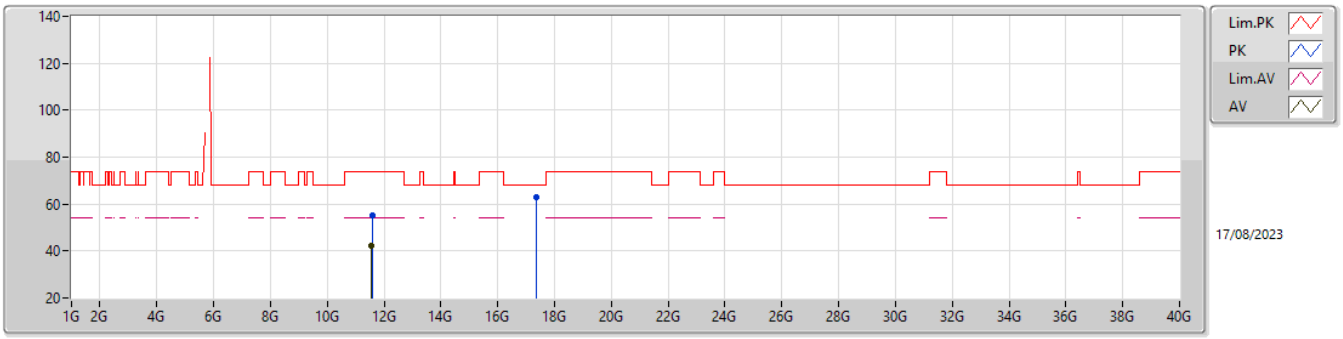

EUT Y_2TX
Setting 29
04-M-A-4

Type	Freq	Level	Limit	Margin	Raw	Dist	Condition	Azimuth	Height	Comment	AF	CL	PA
	(Hz)	(dBuV/m)	(dBuV/m)	(dB)	(dBuV)	(m)		(°)	(m)		(dB)	(dB)	(dB)
PK	11.5774G	55.13	74.00	-18.87	50.75	3	Vertical	48	1.88	-	39.20	8.47	43.29
AV	11.56998G	42.23	54.00	-11.77	37.85	3	Vertical	48	1.88	-	39.20	8.47	43.29
PK	17.3569G	62.85	68.20	-5.35	51.96	3	Vertical	18	2.98	-	41.71	11.18	42.00

5.725-5.85GHz_802.11a_Nss1,(6Mbps)_2TX

5785MHz_TX

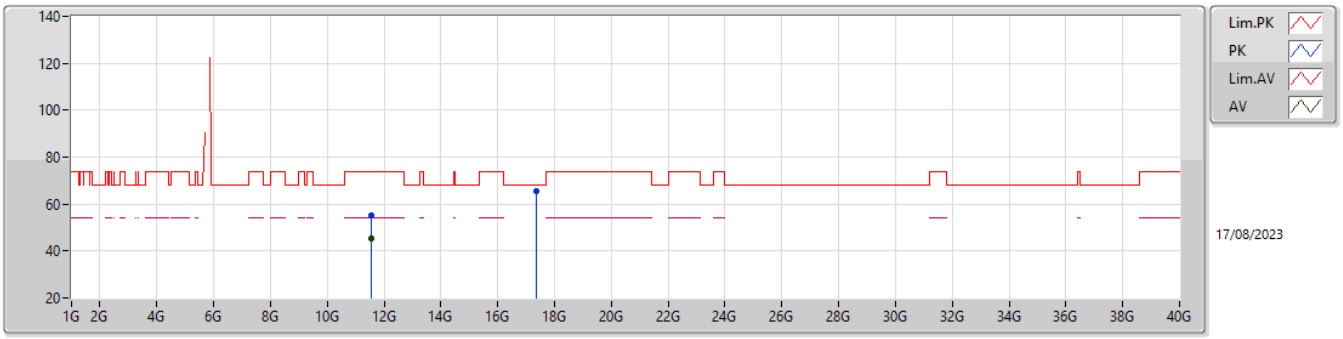

EUT Y_2TX
Setting 29
04-M-A-4

Type	Freq	Level	Limit	Margin	Raw	Dist	Condition	Azimuth	Height	Comment	AF	CL	PA
	(Hz)	(dBuV/m)	(dBuV/m)	(dB)	(dBuV)	(m)		(°)	(m)		(dB)	(dB)	(dB)
PK	11.57042G	55.18	74.00	-18.82	50.80	3	Horizontal	315	2.31	-	39.20	8.47	43.29
AV	11.57G	45.40	54.00	-8.60	41.02	3	Horizontal	315	2.31	-	39.20	8.47	43.29
PK	17.3523G	65.52	68.20	-2.68	54.65	3	Horizontal	320	2.13	-	41.70	11.18	42.01

5.725-5.85GHz_802.11a_Nss1,(6Mbps)_2TX

5825MHz_TX

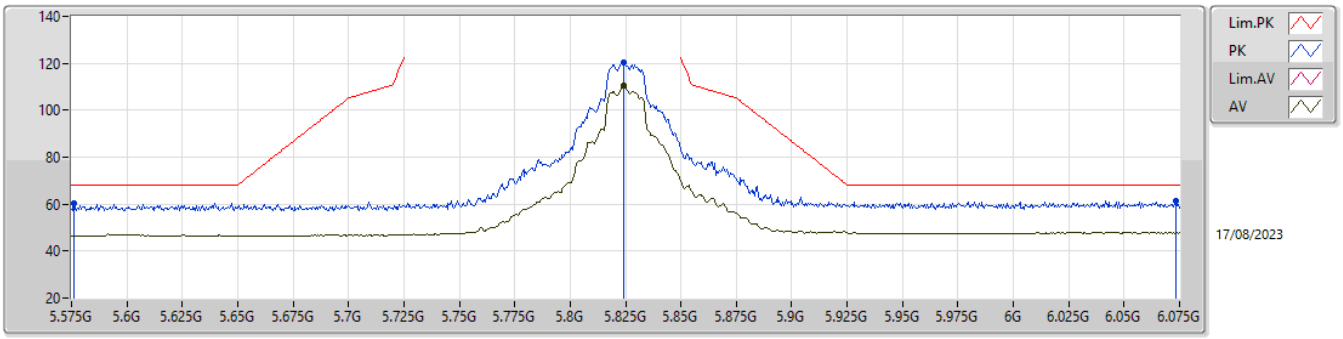

EUT Y_2TX
Setting 29
04-M-A-4-10

Type	Freq	Level	Limit	Margin	Raw	Dist	Condition	Azimuth	Height	Comment	AF	CL	PA
	(Hz)	(dBuV/m)	(dBuV/m)	(dB)	(dBuV)	(m)		(°)	(m)		(dB)	(dB)	(dB)
PK	5.576G	60.38	68.20	-7.82	54.19	3	Vertical	14	1.80	-	34.00	5.60	33.41
PK	5.824G	120.56	Inf	-Inf	113.98	3	Vertical	14	1.80	-	34.35	5.71	33.48
AV	5.824G	110.34	Inf	-Inf	103.76	3	Vertical	14	1.80	-	34.35	5.71	33.48
PK	6.0735G	61.38	68.20	-6.82	53.64	3	Vertical	14	1.80	-	35.40	5.87	33.53

5.725-5.85GHz_802.11a_Nss1,(6Mbps)_2TX

5825MHz_TX

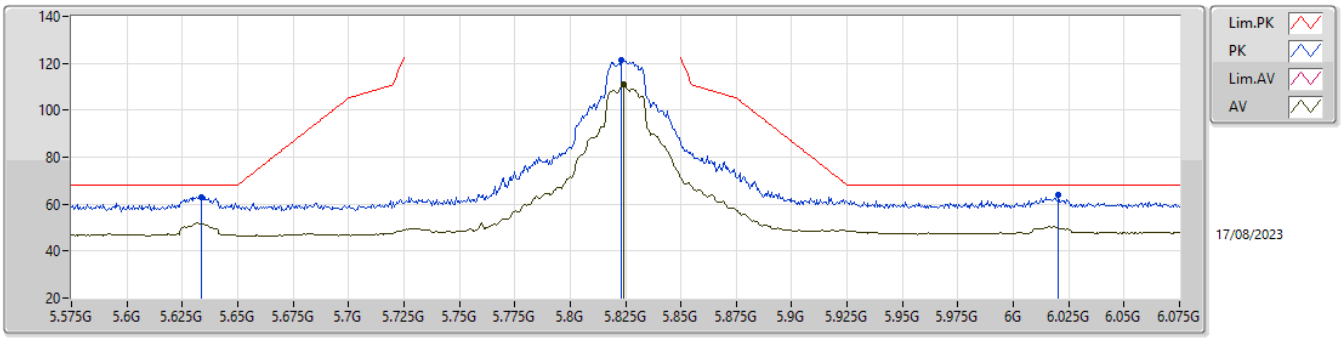

EUT Y_2TX
Setting 29
04-M-A-4-10

Type	Freq	Level	Limit	Margin	Raw	Dist	Condition	Azimuth	Height	Comment	AF	CL	PA
	(Hz)	(dBuV/m)	(dBuV/m)	(dB)	(dBuV)	(m)		(°)	(m)		(dB)	(dB)	(dB)
PK	5.6335G	63.03	68.20	-5.17	56.74	3	Horizontal	23	1.54	-	34.10	5.62	33.43
PK	5.823G	121.42	Inf	-Inf	114.84	3	Horizontal	23	1.54	-	34.35	5.71	33.48
AV	5.824G	111.21	Inf	-Inf	104.63	3	Horizontal	23	1.54	-	34.35	5.71	33.48
PK	6.0205G	64.08	68.20	-4.12	56.45	3	Horizontal	23	1.54	-	35.34	5.82	33.53

5.725-5.85GHz_802.11a_Nss1,(6Mbps)_2TX

5825MHz_TX

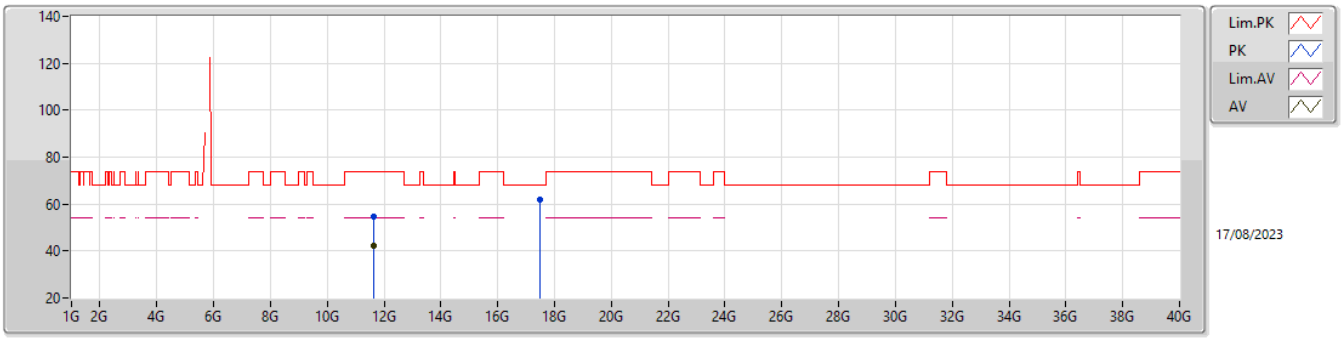

EUT Y_2TX
Setting 29
04-M-A-4

Type	Freq	Level	Limit	Margin	Raw	Dist	Condition	Azimuth	Height	Comment	AF	CL	PA
	(Hz)	(dBuV/m)	(dBuV/m)	(dB)	(dBuV)	(m)		(°)	(m)		(dB)	(dB)	(dB)
PK	11.6477G	54.59	74.00	-19.41	50.23	3	Vertical	16	1.65	-	39.15	8.49	43.28
AV	11.65005G	42.36	54.00	-11.64	37.99	3	Vertical	16	1.65	-	39.15	8.50	43.28
PK	17.4772G	61.93	68.20	-6.27	50.77	3	Vertical	339	1.20	-	41.88	11.26	41.98

5.725-5.85GHz_802.11a_Nss1,(6Mbps)_2TX

5825MHz_TX

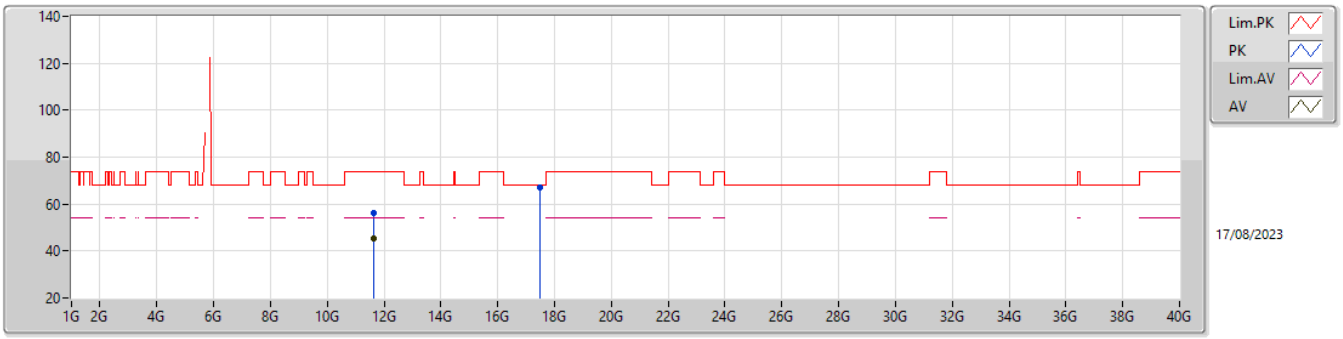

EUT Y_2TX
Setting 29
04-M-A-4

Type	Freq	Level	Limit	Margin	Raw	Dist	Condition	Azimuth	Height	Comment	AF	CL	PA
	(Hz)	(dBuV/m)	(dBuV/m)	(dB)	(dBuV)	(m)		(°)	(m)		(dB)	(dB)	(dB)
PK	11.64994G	56.09	74.00	-17.91	51.73	3	Horizontal	313	2.32	-	39.15	8.49	43.28
AV	11.65G	45.17	54.00	-8.83	40.80	3	Horizontal	313	2.32	-	39.15	8.50	43.28
PK	17.47305G	66.94	68.20	-1.26	55.79	3	Horizontal	321	2.26	-	41.87	11.26	41.98

5.15-5.25GHz_802.11ax HEW20_Nss1,(MCS0)_2TX

5180MHz_TX

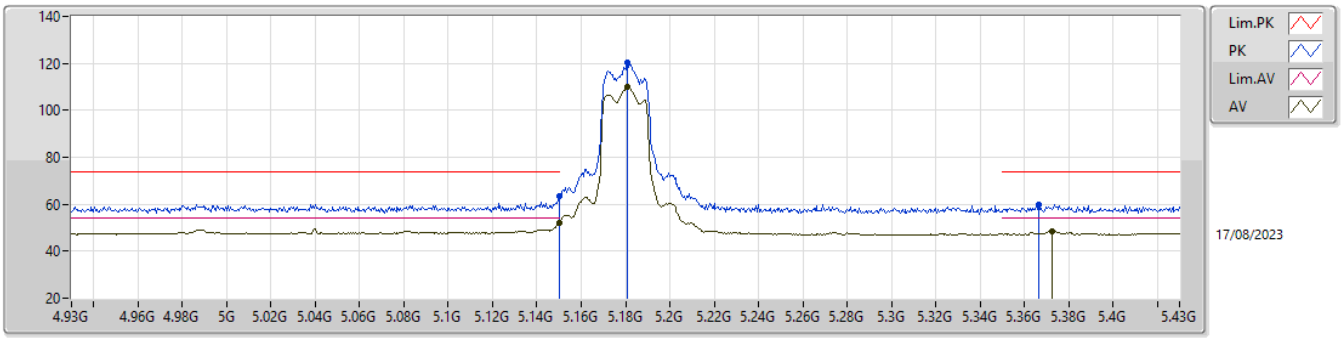

EUT Y_2TX
Setting 22.5
04-M-A-4-10

Type	Freq	Level	Limit	Margin	Raw	Dist	Condition	Azimuth	Height	Comment	AF	CL	PA
	(Hz)	(dBuV/m)	(dBuV/m)	(dB)	(dBuV)	(m)		(°)	(m)		(dB)	(dB)	(dB)
PK	5.15G	63.61	74.00	-10.39	57.82	3	Vertical	335	3.00	-	32.90	5.45	32.56
AV	5.15G	52.15	54.00	-1.85	46.36	3	Vertical	335	3.00	-	32.90	5.45	32.56
PK	5.181G	120.28	Inf	-Inf	114.54	3	Vertical	335	3.00	-	32.90	5.48	32.64
AV	5.181G	109.94	Inf	-Inf	104.20	3	Vertical	335	3.00	-	32.90	5.48	32.64
PK	5.3665G	60.01	74.00	-13.99	54.23	3	Vertical	335	3.00	-	33.27	5.58	33.07
AV	5.3725G	48.56	54.00	-5.44	42.77	3	Vertical	335	3.00	-	33.29	5.59	33.09

5.15-5.25GHz_802.11ax HEW20_Nss1,(MCS0)_2TX

5180MHz_TX

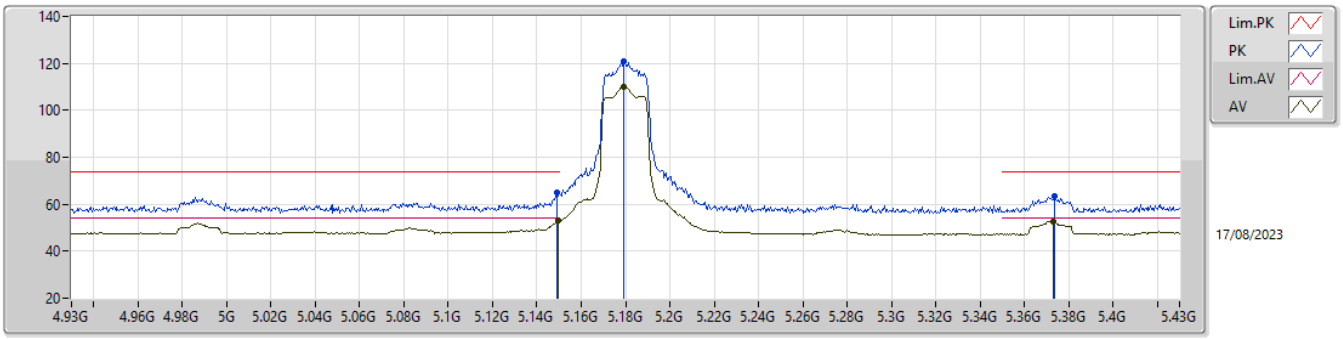

EUT Y_2TX
Setting 22.5
04-M-A-4-10

Type	Freq	Level	Limit	Margin	Raw	Dist	Condition	Azimuth	Height	Comment	AF	CL	PA
	(Hz)	(dBuV/m)	(dBuV/m)	(dB)	(dBuV)	(m)		(°)	(m)		(dB)	(dB)	(dB)
PK	5.149G	65.07	74.00	-8.93	59.28	3	Horizontal	28	1.72	-	32.90	5.45	32.56
AV	5.1495G	52.85	54.00	-1.15	47.06	3	Horizontal	28	1.72	-	32.90	5.45	32.56
PK	5.179G	120.89	Inf	-Inf	115.14	3	Horizontal	28	1.72	-	32.90	5.48	32.63
AV	5.179G	110.10	Inf	-Inf	104.35	3	Horizontal	28	1.72	-	32.90	5.48	32.63
PK	5.3735G	63.33	74.00	-10.67	57.54	3	Horizontal	28	1.72	-	33.29	5.59	33.09
AV	5.373G	52.50	54.00	-1.50	46.71	3	Horizontal	28	1.72	-	33.29	5.59	33.09

5.15-5.25GHz_802.11ax HEW20_Nss1,(MCS0)_2TX

5180MHz_TX

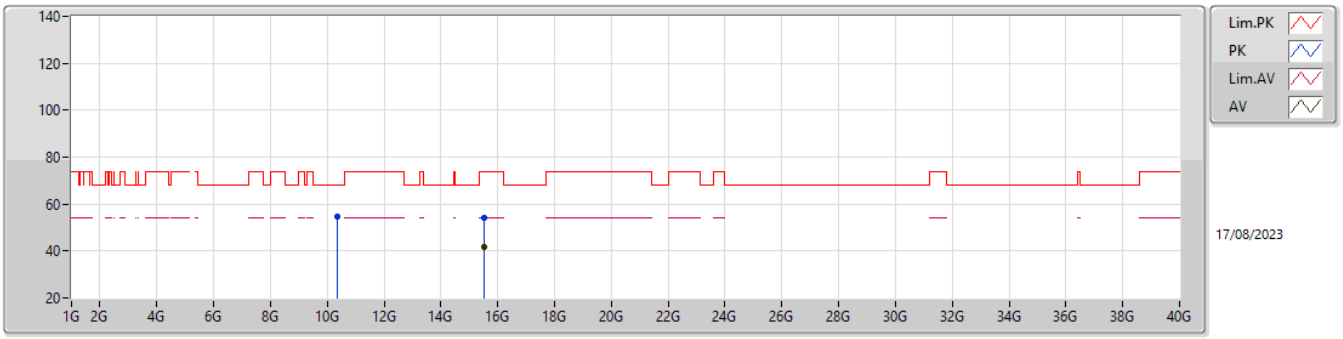

EUT Y_2TX
Setting 22.5
04-M-A-4

Type	Freq	Level	Limit	Margin	Raw	Dist	Condition	Azimuth	Height	Comment	AF	CL	PA
	(Hz)	(dBuV/m)	(dBuV/m)	(dB)	(dBuV)	(m)		(°)	(m)		(dB)	(dB)	(dB)
PK	10.3599G	54.89	68.20	-13.31	50.94	3	Vertical	51	1.80	-	38.86	8.11	43.02
PK	15.54465G	54.31	74.00	-19.69	48.05	3	Vertical	253	1.80	-	38.68	10.14	42.56
AV	15.54252G	41.76	54.00	-12.24	35.49	3	Vertical	253	1.80	-	38.69	10.14	42.56

5.15-5.25GHz_802.11ax HEW20_Nss1,(MCS0)_2TX

5180MHz_TX

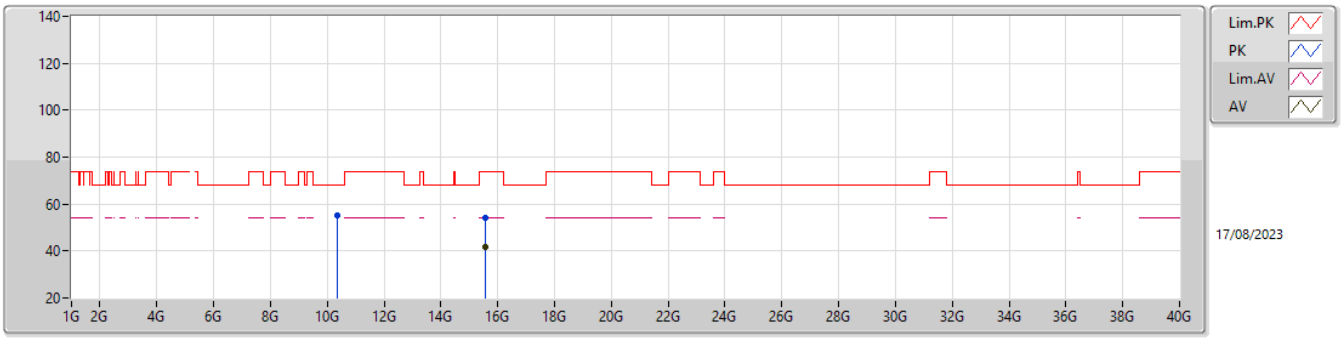

EUT Y_2TX
Setting 22.5
04-M-A-4

Type	Freq	Level	Limit	Margin	Raw	Dist	Condition	Azimuth	Height	Comment	AF	CL	PA
	(Hz)	(dBuV/m)	(dBuV/m)	(dB)	(dBuV)	(m)		(°)	(m)		(dB)	(dB)	(dB)
PK	10.36011G	55.04	68.20	-13.16	51.09	3	Horizontal	304	2.06	-	38.86	8.11	43.02
PK	15.55795G	54.15	74.00	-19.85	47.93	3	Horizontal	198	2.08	-	38.61	10.15	42.54
AV	15.55895G	41.83	54.00	-12.17	35.61	3	Horizontal	198	2.08	-	38.61	10.15	42.54

5.15-5.25GHz_802.11ax HEW20_Nss1,(MCS0)_2TX

5200MHz_TX

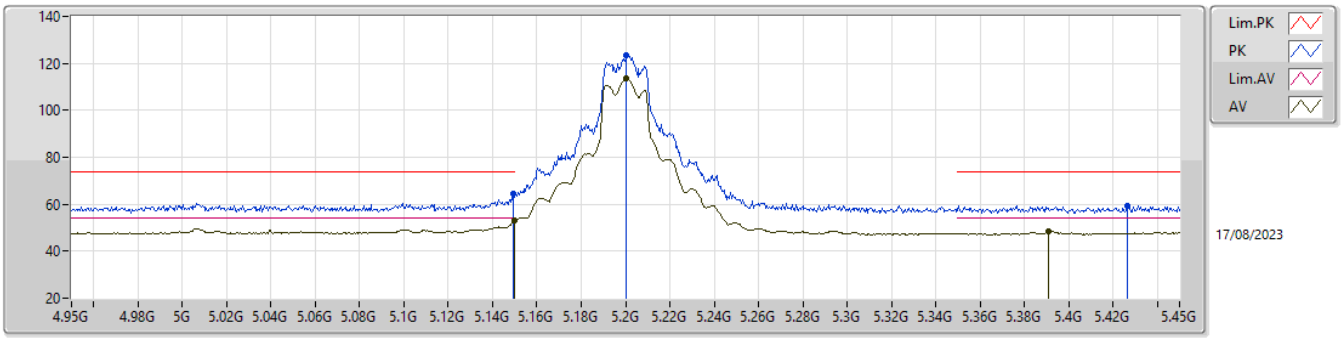

EUT Y_2TX
Setting 26
04-M-A-4-10

Type	Freq	Level	Limit	Margin	Raw	Dist	Condition	Azimuth	Height	Comment	AF	CL	PA
	(Hz)	(dBuV/m)	(dBuV/m)	(dB)	(dBuV)	(m)		(°)	(m)		(dB)	(dB)	(dB)
PK	5.1495G	64.36	74.00	-9.64	58.57	3	Vertical	322	1.98	-	32.90	5.45	32.56
AV	5.15G	52.95	54.00	-1.05	47.16	3	Vertical	322	1.98	-	32.90	5.45	32.56
PK	5.2005G	123.34	Inf	-Inf	117.62	3	Vertical	322	1.98	-	32.90	5.50	32.68
AV	5.2005G	113.63	Inf	-Inf	107.91	3	Vertical	322	1.98	-	32.90	5.50	32.68
PK	5.4265G	59.46	74.00	-14.54	53.52	3	Vertical	322	1.98	-	33.56	5.60	33.22
AV	5.391G	48.23	54.00	-5.77	42.40	3	Vertical	322	1.98	-	33.36	5.60	33.13

5.15-5.25GHz_802.11ax HEW20_Nss1,(MCS0)_2TX

5200MHz_TX

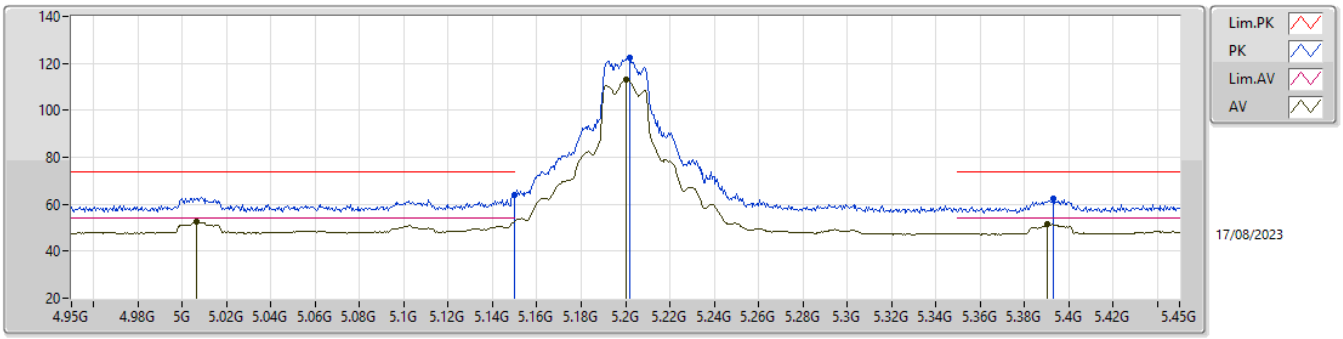

EUT Y_2TX
Setting 26
04-M-A-4-10

Type	Freq	Level	Limit	Margin	Raw	Dist	Condition	Azimuth	Height	Comment	AF	CL	PA
	(Hz)	(dBuV/m)	(dBuV/m)	(dB)	(dBuV)	(m)		(°)	(m)		(dB)	(dB)	(dB)
PK	5.15G	64.05	74.00	-9.95	58.26	3	Horizontal	16	3.00	-	32.90	5.45	32.56
AV	5.0065G	52.68	54.00	-1.32	46.60	3	Horizontal	16	3.00	-	33.00	5.31	32.23
PK	5.202G	122.45	Inf	-Inf	116.74	3	Horizontal	16	3.00	-	32.90	5.50	32.69
AV	5.2005G	113.25	Inf	-Inf	107.53	3	Horizontal	16	3.00	-	32.90	5.50	32.68
PK	5.393G	62.43	74.00	-11.57	56.60	3	Horizontal	16	3.00	-	33.37	5.60	33.14
AV	5.3905G	51.42	54.00	-2.58	45.59	3	Horizontal	16	3.00	-	33.36	5.60	33.13

5.15-5.25GHz_802.11ax HEW20_Nss1,(MCS0)_2TX

5200MHz_TX

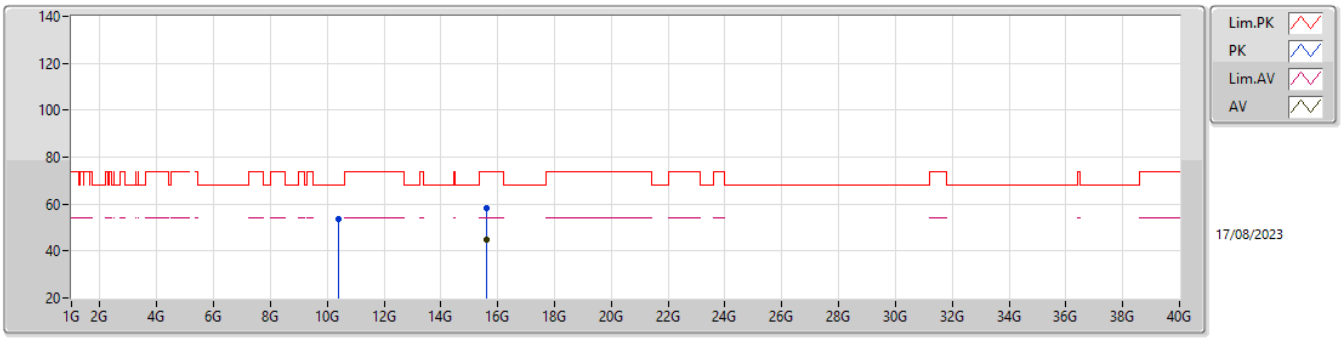

EUT Y_2TX
Setting 26
04-M-A-4

Type	Freq	Level	Limit	Margin	Raw	Dist	Condition	Azimuth	Height	Comment	AF	CL	PA
	(Hz)	(dBuV/m)	(dBuV/m)	(dB)	(dBuV)	(m)		(°)	(m)		(dB)	(dB)	(dB)
PK	10.39988G	53.60	68.20	-14.60	49.61	3	Vertical	50	1.89	-	38.90	8.12	43.03
PK	15.60324G	58.46	74.00	-15.54	52.40	3	Vertical	172	2.32	-	38.39	10.16	42.49
AV	15.59348G	44.93	54.00	-9.07	38.84	3	Vertical	172	2.32	-	38.43	10.16	42.50

5.15-5.25GHz_802.11ax HEW20_Nss1,(MCS0)_2TX

5200MHz_TX

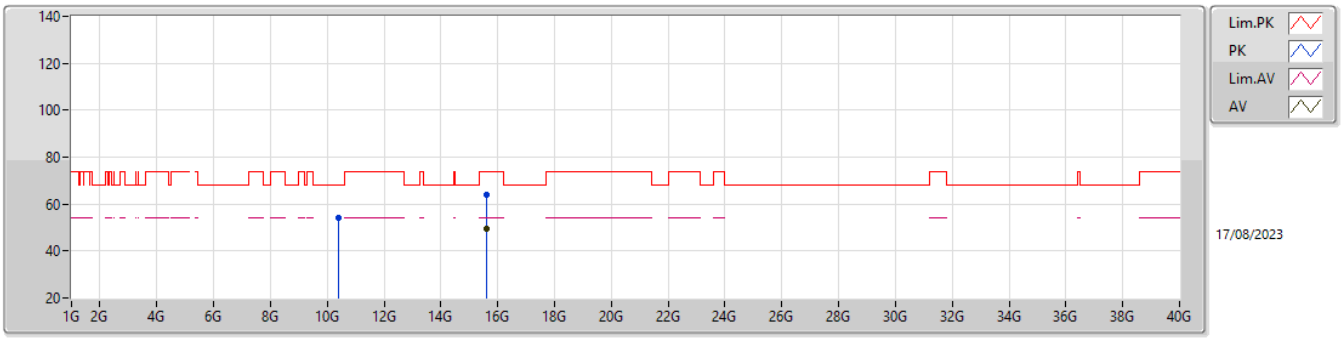

EUT Y_2TX
Setting 26
04-M-A-4

Type	Freq	Level	Limit	Margin	Raw	Dist	Condition	Azimuth	Height	Comment	AF	CL	PA
	(Hz)	(dBuV/m)	(dBuV/m)	(dB)	(dBuV)	(m)		(°)	(m)		(dB)	(dB)	(dB)
PK	10.4G	54.14	68.20	-14.06	50.15	3	Horizontal	298	2.09	-	38.90	8.12	43.03
PK	15.60304G	64.09	74.00	-9.91	58.03	3	Horizontal	149	1.89	-	38.39	10.16	42.49
AV	15.60402G	49.71	54.00	-4.29	43.65	3	Horizontal	149	1.89	-	38.39	10.16	42.49

5.15-5.25GHz_802.11ax HEW20_Nss1,(MCS0)_2TX

5240MHz_TX

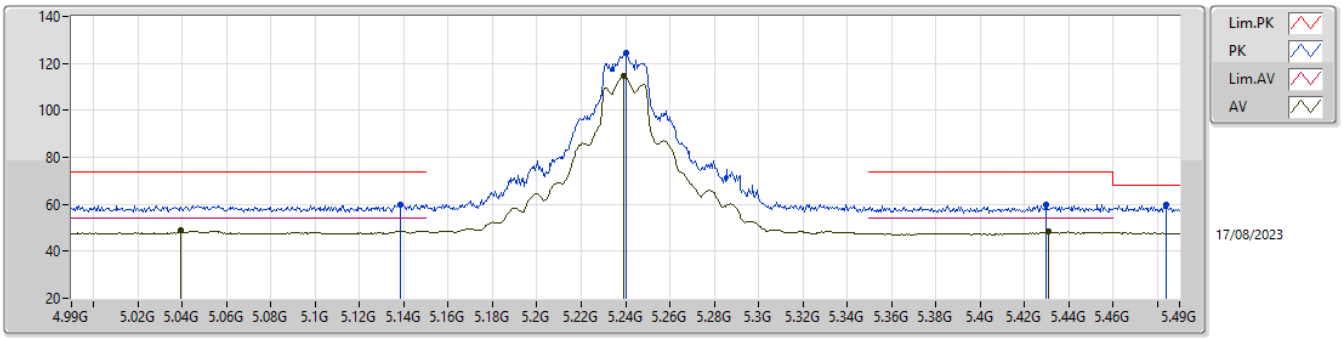

EUT Y_2TX
Setting 29
04-M-A-4-10

Type	Freq	Level	Limit	Margin	Raw	Dist	Condition	Azimuth	Height	Comment	AF	CL	PA
	(Hz)	(dBuV/m)	(dBuV/m)	(dB)	(dBuV)	(m)		(°)	(m)		(dB)	(dB)	(dB)
PK	5.1385G	59.97	74.00	-14.03	54.15	3	Vertical	326	2.05	-	32.92	5.44	32.54
AV	5.0395G	49.20	54.00	-4.80	43.16	3	Vertical	326	2.05	-	33.00	5.34	32.30
PK	5.2405G	124.67	Inf	-Inf	118.95	3	Vertical	326	2.05	-	32.98	5.52	32.78
AV	5.239G	114.47	Inf	-Inf	108.74	3	Vertical	326	2.05	-	32.98	5.52	32.77
PK	5.4295G	60.03	74.00	-13.97	54.07	3	Vertical	326	2.05	-	33.58	5.60	33.22
AV	5.431G	48.27	54.00	-5.73	42.31	3	Vertical	326	2.05	-	33.59	5.60	33.23
PK	5.484G	59.63	68.20	-8.57	53.61	3	Vertical	326	2.05	-	33.77	5.60	33.35

5.15-5.25GHz_802.11ax HEW20_Nss1,(MCS0)_2TX

5240MHz_TX

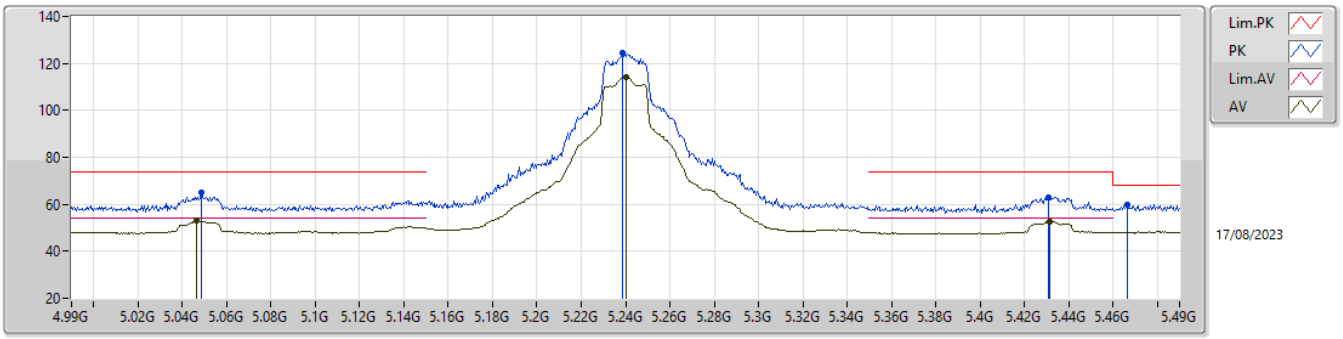

EUT Y_2TX
Setting 29
04-M-A-4-10

Type	Freq	Level	Limit	Margin	Raw	Dist	Condition	Azimuth	Height	Comment	AF	CL	PA
	(Hz)	(dBuV/m)	(dBuV/m)	(dB)	(dBuV)	(m)		(°)	(m)		(dB)	(dB)	(dB)
PK	5.0485G	64.95	74.00	-9.05	58.92	3	Horizontal	28	1.55	-	33.00	5.35	32.32
AV	5.0465G	53.09	54.00	-0.91	47.06	3	Horizontal	28	1.55	-	33.00	5.35	32.32
PK	5.2385G	124.30	Inf	-Inf	118.57	3	Horizontal	28	1.55	-	32.98	5.52	32.77
AV	5.2405G	114.34	Inf	-Inf	108.62	3	Horizontal	28	1.55	-	32.98	5.52	32.78
PK	5.431G	63.04	74.00	-10.96	57.08	3	Horizontal	28	1.55	-	33.59	5.60	33.23
AV	5.4315G	52.78	54.00	-1.22	46.82	3	Horizontal	28	1.55	-	33.59	5.60	33.23
PK	5.4665G	59.89	68.20	-8.31	53.87	3	Horizontal	28	1.55	-	33.73	5.60	33.31

5.15-5.25GHz_802.11ax HEW20_Nss1,(MCS0)_2TX

5240MHz_TX

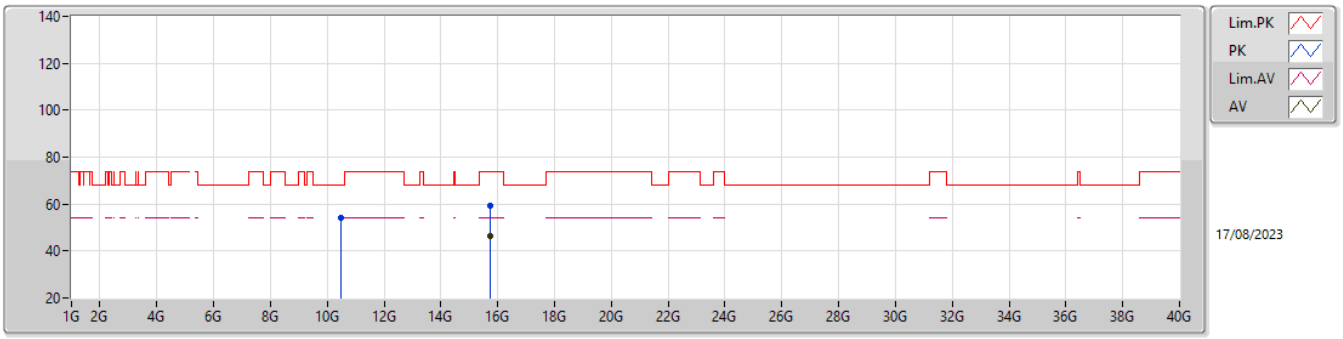

EUT Y_2TX
Setting 29
04-M-A-4

Type	Freq	Level	Limit	Margin	Raw	Dist	Condition	Azimuth	Height	Comment	AF	CL	PA
	(Hz)	(dBuV/m)	(dBuV/m)	(dB)	(dBuV)	(m)		(°)	(m)		(dB)	(dB)	(dB)
PK	10.47988G	54.02	68.20	-14.18	49.86	3	Vertical	48	1.92	-	39.06	8.14	43.04
PK	15.7217G	59.15	74.00	-14.85	53.03	3	Vertical	170	1.81	-	38.27	10.20	42.35
AV	15.7202G	46.42	54.00	-7.58	40.31	3	Vertical	170	1.81	-	38.26	10.20	42.35

5.15-5.25GHz_802.11ax HEW20_Nss1,(MCS0)_2TX

5240MHz_TX

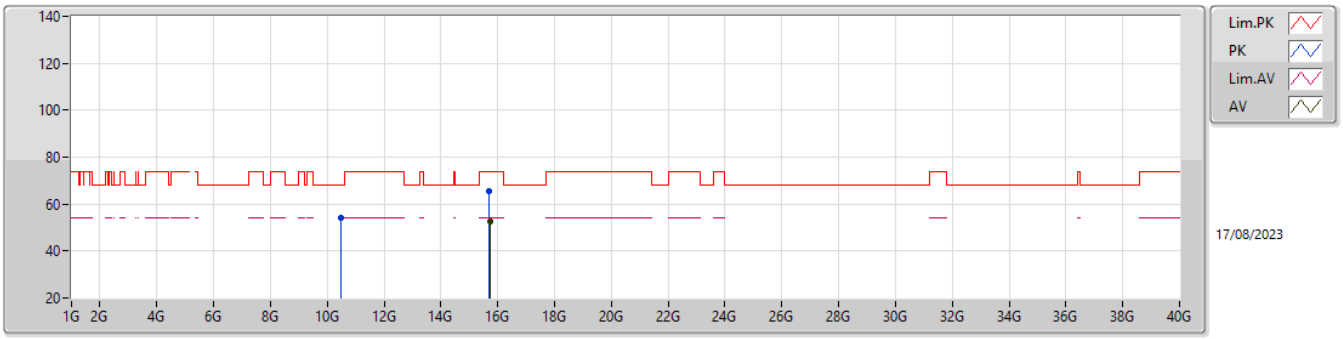

EUT Y_2TX
Setting 29
04-M-A-4

Type	Freq	Level	Limit	Margin	Raw	Dist	Condition	Azimuth	Height	Comment	AF	CL	PA
	(Hz)	(dBuV/m)	(dBuV/m)	(dB)	(dBuV)	(m)		(°)	(m)		(dB)	(dB)	(dB)
PK	10.47964G	54.07	68.20	-14.13	49.91	3	Horizontal	300	2.10	-	39.06	8.14	43.04
PK	15.71445G	65.69	74.00	-8.31	59.61	3	Horizontal	148	1.89	-	38.24	10.20	42.36
AV	15.71625G	52.64	54.00	-1.36	46.55	3	Horizontal	148	1.89	-	38.25	10.20	42.36

5.25-5.35GHz_802.11ax HEW20_Nss1,(MCS0)_2TX

5260MHz_TX

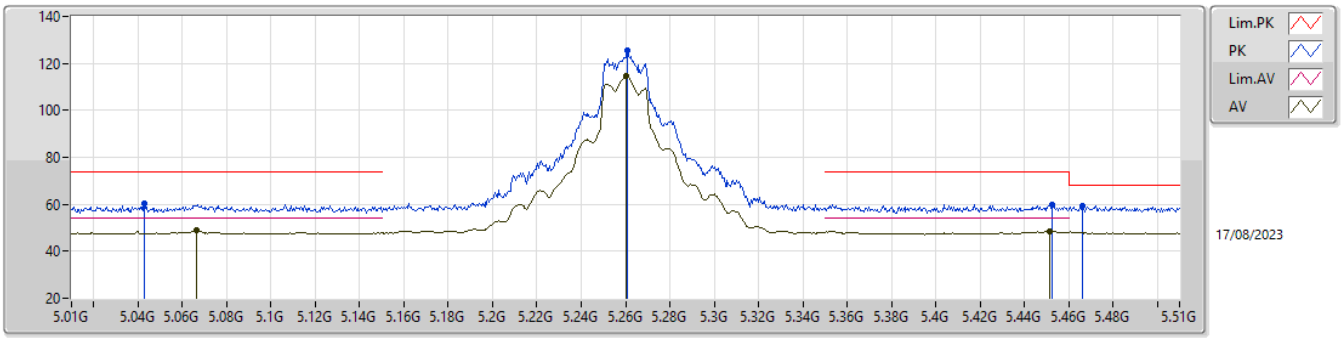

EUT Y_2TX
Setting 29
04-M-A-4-10

Type	Freq	Level	Limit	Margin	Raw	Dist	Condition	Azimuth	Height	Comment	AF	CL	PA
	(Hz)	(dBuV/m)	(dBuV/m)	(dB)	(dBuV)	(m)		(°)	(m)		(dB)	(dB)	(dB)
PK	5.043G	60.24	74.00	-13.76	54.21	3	Vertical	322	1.94	-	33.00	5.34	32.31
AV	5.0665G	48.98	54.00	-5.02	42.98	3	Vertical	322	1.94	-	33.00	5.37	32.37
PK	5.261G	125.37	Inf	-Inf	119.63	3	Vertical	322	1.94	-	33.04	5.53	32.83
AV	5.2605G	114.54	Inf	-Inf	108.79	3	Vertical	322	1.94	-	33.04	5.53	32.82
PK	5.4525G	60.05	74.00	-13.95	54.02	3	Vertical	322	1.94	-	33.71	5.60	33.28
AV	5.4515G	48.61	54.00	-5.39	42.59	3	Vertical	322	1.94	-	33.70	5.60	33.28
PK	5.466G	59.16	68.20	-9.04	53.14	3	Vertical	322	1.94	-	33.73	5.60	33.31

5.25-5.35GHz_802.11ax HEW20_Nss1,(MCS0)_2TX

5260MHz_TX

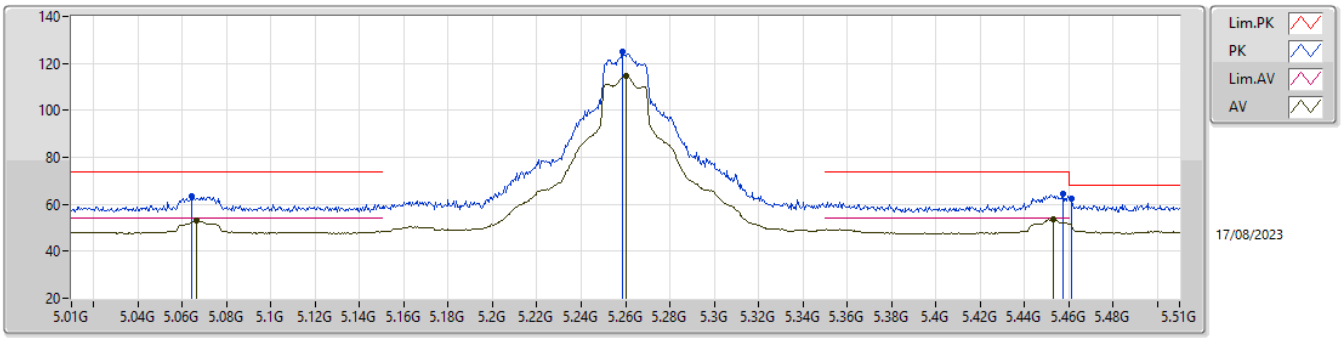

EUT Y_2TX
Setting 29
04-M-A-4-10

Type	Freq	Level	Limit	Margin	Raw	Dist	Condition	Azimuth	Height	Comment	AF	CL	PA
	(Hz)	(dBuV/m)	(dBuV/m)	(dB)	(dBuV)	(m)		(°)	(m)		(dB)	(dB)	(dB)
PK	5.064G	63.20	74.00	-10.80	57.20	3	Horizontal	26	1.64	-	33.00	5.36	32.36
AV	5.0665G	52.85	54.00	-1.15	46.85	3	Horizontal	26	1.64	-	33.00	5.37	32.37
PK	5.2585G	124.77	Inf	-Inf	119.03	3	Horizontal	26	1.64	-	33.03	5.53	32.82
AV	5.2605G	114.58	Inf	-Inf	108.83	3	Horizontal	26	1.64	-	33.04	5.53	32.82
PK	5.4575G	64.46	74.00	-9.54	58.43	3	Horizontal	26	1.64	-	33.72	5.60	33.29
AV	5.453G	53.45	54.00	-0.55	47.42	3	Horizontal	26	1.64	-	33.71	5.60	33.28
PK	5.461G	62.16	68.20	-6.04	56.14	3	Horizontal	26	1.64	-	33.72	5.60	33.30

5.25-5.35GHz_802.11ax HEW20_Nss1,(MCS0)_2TX

5260MHz_TX

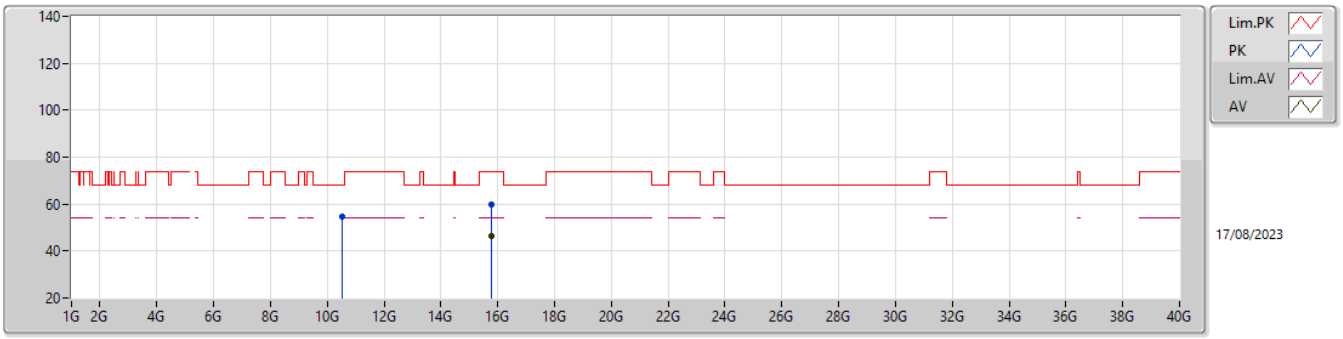

EUT Y_2TX
Setting 29
04-M-A-4

Type	Freq	Level	Limit	Margin	Raw	Dist	Condition	Azimuth	Height	Comment	AF	CL	PA
	(Hz)	(dBuV/m)	(dBuV/m)	(dB)	(dBuV)	(m)		(°)	(m)		(dB)	(dB)	(dB)
PK	10.51565G	54.40	68.20	-13.80	50.16	3	Vertical	48	1.92	-	39.13	8.15	43.04
PK	15.78225G	59.63	74.00	-14.37	53.24	3	Vertical	172	1.78	-	38.45	10.22	42.28
AV	15.78195G	46.54	54.00	-7.46	40.15	3	Vertical	172	1.78	-	38.45	10.22	42.28

5.25-5.35GHz_802.11ax HEW20_Nss1,(MCS0)_2TX

5260MHz_TX

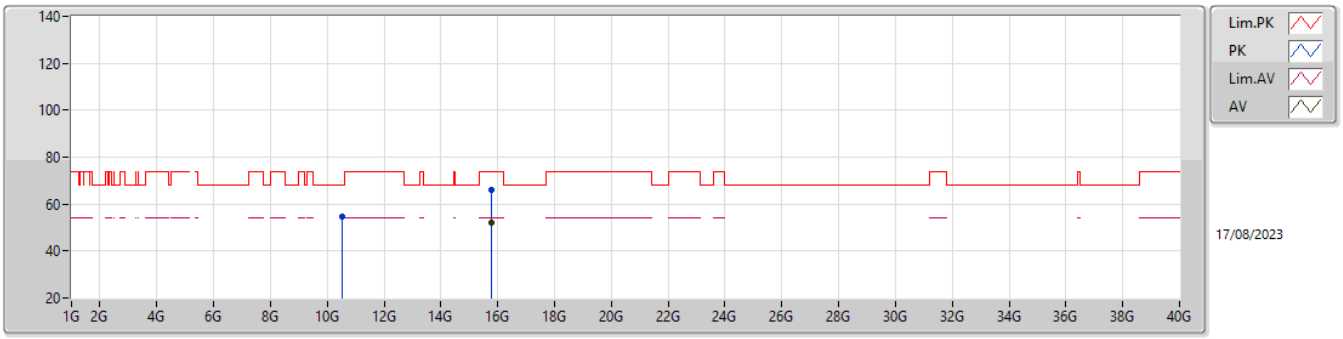

EUT Y_2TX
Setting 29
04-M-A-4

Type	Freq	Level	Limit	Margin	Raw	Dist	Condition	Azimuth	Height	Comment	AF	CL	PA
	(Hz)	(dBuV/m)	(dBuV/m)	(dB)	(dBuV)	(m)		(°)	(m)		(dB)	(dB)	(dB)
PK	10.52015G	54.51	68.20	-13.69	50.25	3	Horizontal	302	2.11	-	39.14	8.16	43.04
PK	15.78265G	66.16	74.00	-7.84	59.77	3	Horizontal	148	1.86	-	38.45	10.22	42.28
AV	15.7782G	52.17	54.00	-1.83	45.81	3	Horizontal	148	1.86	-	38.43	10.22	42.29

5.25-5.35GHz_802.11ax HEW20_Nss1,(MCS0)_2TX

5300MHz_TX

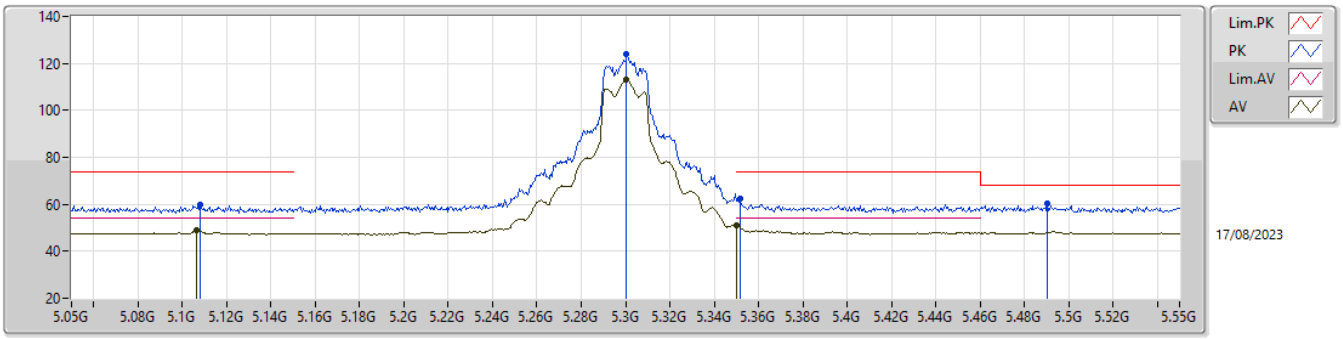

EUT Y_2TX
Setting 25.5
04-M-A-4-10

Type	Freq	Level	Limit	Margin	Raw	Dist	Condition	Azimuth	Height	Comment	AF	CL	PA
	(Hz)	(dBuV/m)	(dBuV/m)	(dB)	(dBuV)	(m)		(°)	(m)		(dB)	(dB)	(dB)
PK	5.108G	59.90	74.00	-14.10	53.97	3	Vertical	323	1.92	-	32.98	5.41	32.46
AV	5.1065G	48.76	54.00	-5.24	42.82	3	Vertical	323	1.92	-	32.99	5.41	32.46
PK	5.3005G	124.01	Inf	-Inf	118.18	3	Vertical	323	1.92	-	33.20	5.55	32.92
AV	5.3005G	112.97	Inf	-Inf	107.14	3	Vertical	323	1.92	-	33.20	5.55	32.92
PK	5.3515G	62.20	74.00	-11.80	56.45	3	Vertical	323	1.92	-	33.21	5.58	33.04
AV	5.35G	50.89	54.00	-3.11	45.15	3	Vertical	323	1.92	-	33.20	5.58	33.04
PK	5.4905G	60.31	68.20	-7.89	54.30	3	Vertical	323	1.92	-	33.78	5.60	33.37

5.25-5.35GHz_802.11ax HEW20_Nss1,(MCS0)_2TX

5300MHz_TX

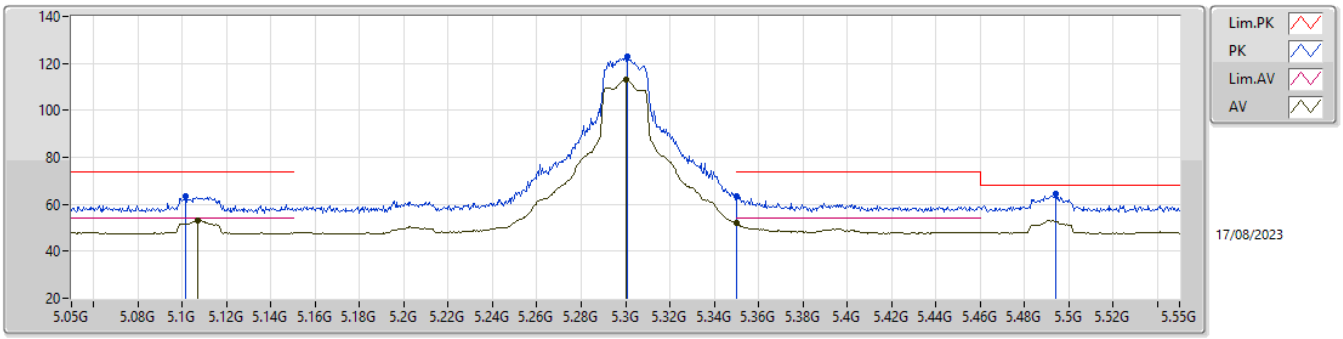

EUT Y_2TX
Setting 25.5
04-M-A-4-10

Type	Freq	Level	Limit	Margin	Raw	Dist	Condition	Azimuth	Height	Comment	AF	CL	PA
	(Hz)	(dBuV/m)	(dBuV/m)	(dB)	(dBuV)	(m)		(°)	(m)		(dB)	(dB)	(dB)
PK	5.1015G	63.66	74.00	-10.34	57.71	3	Horizontal	25	1.56	-	33.00	5.40	32.45
AV	5.107G	53.26	54.00	-0.74	47.32	3	Horizontal	25	1.56	-	32.99	5.41	32.46
PK	5.301G	122.68	Inf	-Inf	116.85	3	Horizontal	25	1.56	-	33.20	5.55	32.92
AV	5.3005G	113.12	Inf	-Inf	107.29	3	Horizontal	25	1.56	-	33.20	5.55	32.92
PK	5.35G	63.61	74.00	-10.39	57.87	3	Horizontal	25	1.56	-	33.20	5.58	33.04
AV	5.35G	52.12	54.00	-1.88	46.38	3	Horizontal	25	1.56	-	33.20	5.58	33.04
PK	5.494G	64.29	68.20	-3.91	58.28	3	Horizontal	25	1.56	-	33.79	5.60	33.38

5.25-5.35GHz_802.11ax HEW20_Nss1,(MCS0)_2TX

5300MHz_TX

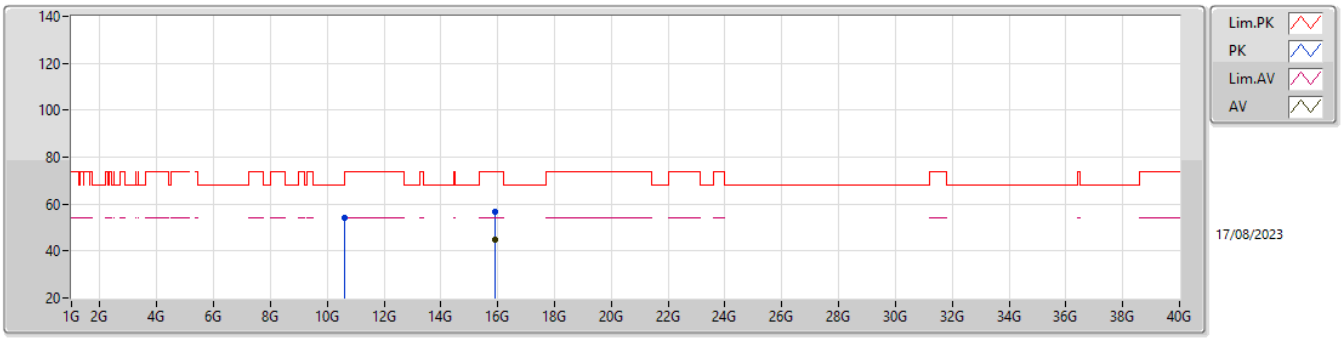

EUT Y_2TX
Setting 25.5
04-M-A-4

Type	Freq	Level	Limit	Margin	Raw	Dist	Condition	Azimuth	Height	Comment	AF	CL	PA
	(Hz)	(dBuV/m)	(dBuV/m)	(dB)	(dBuV)	(m)		(°)	(m)		(dB)	(dB)	(dB)
PK	10.6005G	54.05	74.00	-19.95	49.62	3	Vertical	50	1.88	-	39.30	8.18	43.05
PK	15.9023G	56.77	74.00	-17.23	50.04	3	Vertical	168	1.80	-	38.60	10.27	42.14
AV	15.90195G	44.88	54.00	-9.12	38.15	3	Vertical	168	1.80	-	38.60	10.27	42.14

5.25-5.35GHz_802.11ax HEW20_Nss1,(MCS0)_2TX

5300MHz_TX

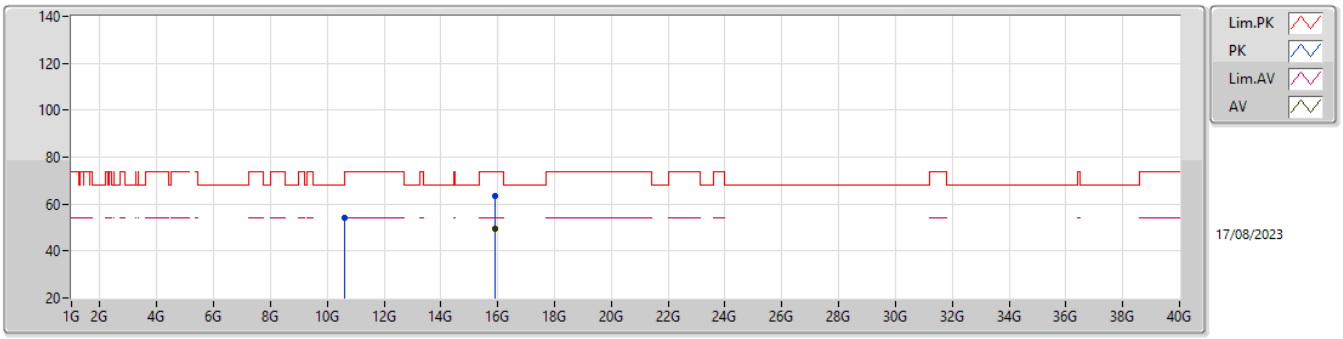

EUT Y_2TX
Setting 25.5
04-M-A-4

Type	Freq	Level	Limit	Margin	Raw	Dist	Condition	Azimuth	Height	Comment	AF	CL	PA
	(Hz)	(dBuV/m)	(dBuV/m)	(dB)	(dBuV)	(m)		(°)	(m)		(dB)	(dB)	(dB)
PK	10.6106G	53.95	74.00	-20.05	49.52	3	Horizontal	307	2.12	-	39.30	8.18	43.05
PK	15.8973G	63.34	74.00	-10.66	56.63	3	Horizontal	148	2.45	-	38.60	10.26	42.15
AV	15.8955G	49.32	54.00	-4.68	42.61	3	Horizontal	148	2.45	-	38.60	10.26	42.15

5.25-5.35GHz_802.11ax HEW20_Nss1,(MCS0)_2TX

5320MHz_TX

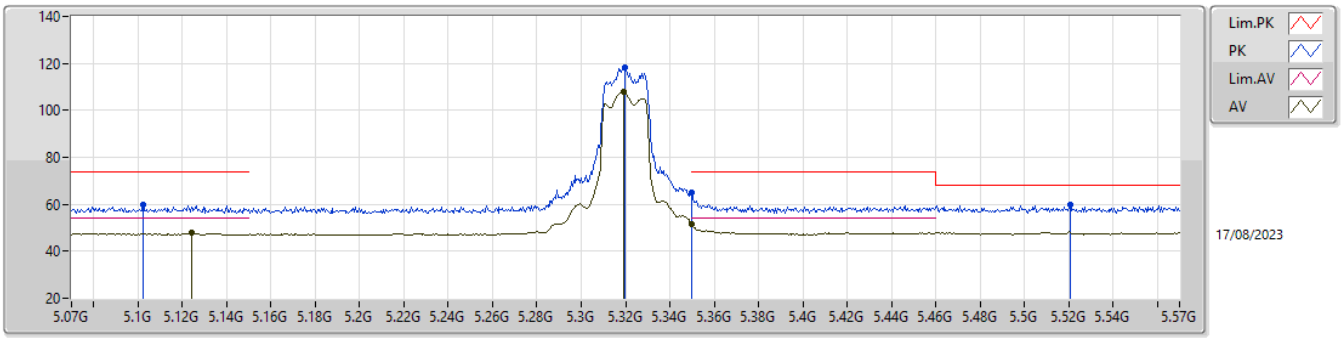

EUT Y_2TX
Setting 22
04-M-A-4-10

Type	Freq	Level	Limit	Margin	Raw	Dist	Condition	Azimuth	Height	Comment	AF	CL	PA
	(Hz)	(dBuV/m)	(dBuV/m)	(dB)	(dBuV)	(m)		(°)	(m)		(dB)	(dB)	(dB)
PK	5.1025G	59.68	74.00	-14.32	53.74	3	Vertical	332	1.80	-	32.99	5.40	32.45
AV	5.124G	47.79	54.00	-6.21	41.92	3	Vertical	332	1.80	-	32.95	5.42	32.50
PK	5.3195G	118.35	Inf	-Inf	112.55	3	Vertical	332	1.80	-	33.20	5.56	32.96
AV	5.319G	108.09	Inf	-Inf	102.29	3	Vertical	332	1.80	-	33.20	5.56	32.96
PK	5.35G	64.97	74.00	-9.03	59.23	3	Vertical	332	1.80	-	33.20	5.58	33.04
AV	5.35G	51.69	54.00	-2.31	45.95	3	Vertical	332	1.80	-	33.20	5.58	33.04
PK	5.5205G	59.65	68.20	-8.55	53.61	3	Vertical	332	1.80	-	33.84	5.60	33.40

5.25-5.35GHz_802.11ax HEW20_Nss1,(MCS0)_2TX

5320MHz_TX

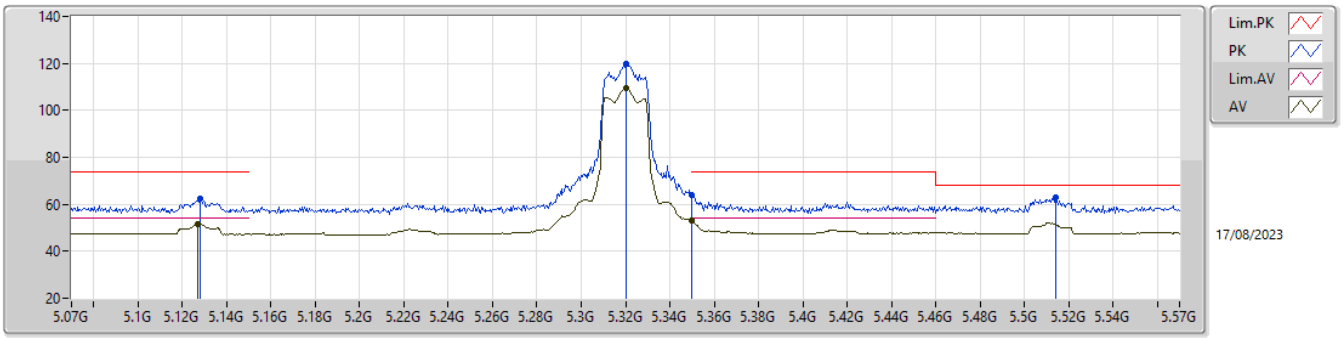

EUT Y_2TX
Setting 22
04-M-A-4-10

Type	Freq	Level	Limit	Margin	Raw	Dist	Condition	Azimuth	Height	Comment	AF	CL	PA
	(Hz)	(dBuV/m)	(dBuV/m)	(dB)	(dBuV)	(m)		(°)	(m)		(dB)	(dB)	(dB)
PK	5.128G	62.32	74.00	-11.68	56.46	3	Horizontal	19	2.29	-	32.94	5.43	32.51
AV	5.127G	51.45	54.00	-2.55	45.58	3	Horizontal	19	2.29	-	32.95	5.43	32.51
PK	5.32G	119.69	Inf	-Inf	113.90	3	Horizontal	19	2.29	-	33.20	5.56	32.97
AV	5.3205G	109.49	Inf	-Inf	103.70	3	Horizontal	19	2.29	-	33.20	5.56	32.97
PK	5.35G	63.78	74.00	-10.22	58.04	3	Horizontal	19	2.29	-	33.20	5.58	33.04
AV	5.35G	52.92	54.00	-1.08	47.18	3	Horizontal	19	2.29	-	33.20	5.58	33.04
PK	5.514G	62.79	68.20	-5.41	56.75	3	Horizontal	19	2.29	-	33.83	5.60	33.39

5.25-5.35GHz_802.11ax HEW20_Nss1,(MCS0)_2TX

5320MHz_TX

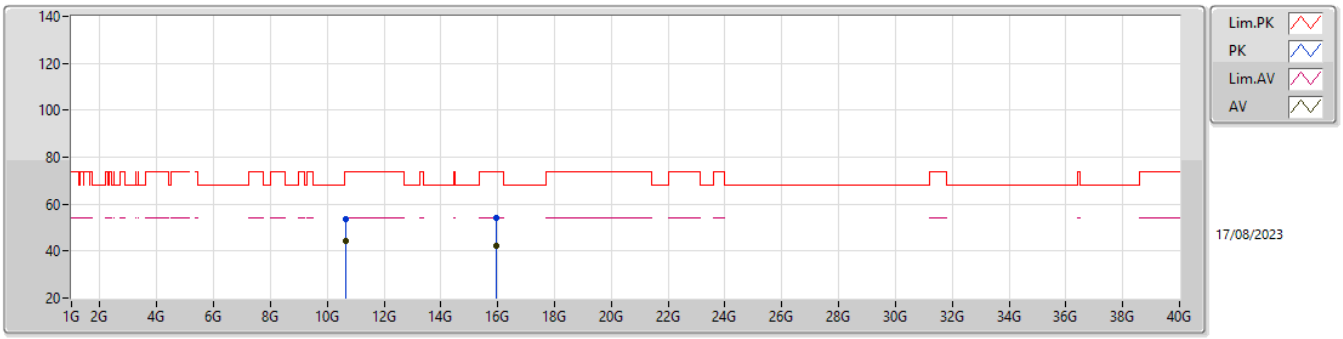

EUT Y_2TX
Setting 22
04-M-A-4

Type	Freq	Level	Limit	Margin	Raw	Dist	Condition	Azimuth	Height	Comment	AF	CL	PA
	(Hz)	(dBuV/m)	(dBuV/m)	(dB)	(dBuV)	(m)		(°)	(m)		(dB)	(dB)	(dB)
PK	10.65015G	53.87	74.00	-20.13	49.43	3	Vertical	51	1.90	-	39.30	8.20	43.06
AV	10.6398G	44.47	54.00	-9.53	40.04	3	Vertical	51	1.90	-	39.30	8.19	43.06
PK	15.9699G	54.39	74.00	-19.61	47.63	3	Vertical	5	1.80	-	38.53	10.29	42.06
AV	15.9704G	42.05	54.00	-11.95	35.29	3	Vertical	5	1.80	-	38.53	10.29	42.06

5.25-5.35GHz_802.11ax HEW20_Nss1,(MCS0)_2TX

5320MHz_TX

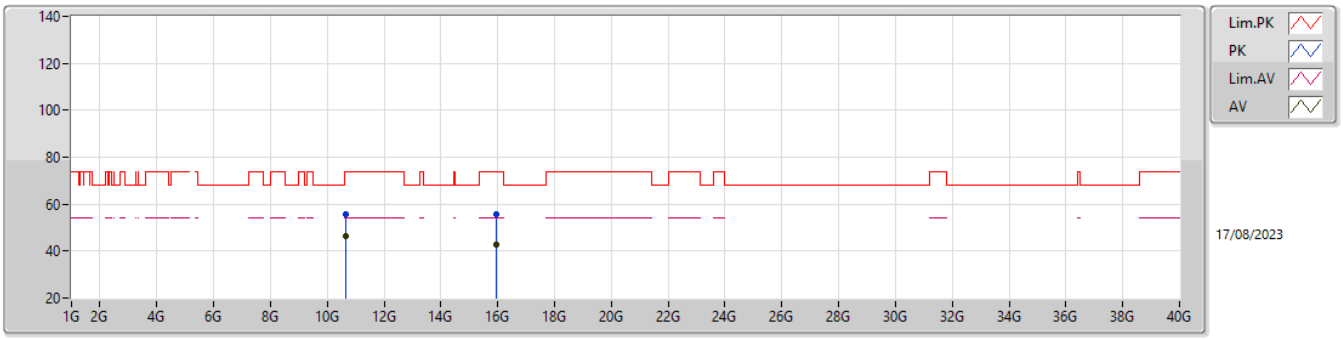

EUT Y_2TX
Setting 22
04-M-A-4

Type	Freq	Level	Limit	Margin	Raw	Dist	Condition	Azimuth	Height	Comment	AF	CL	PA
	(Hz)	(dBuV/m)	(dBuV/m)	(dB)	(dBuV)	(m)		(°)	(m)		(dB)	(dB)	(dB)
PK	10.63994G	55.46	74.00	-18.54	51.03	3	Horizontal	309	2.09	-	39.30	8.19	43.06
AV	10.6398G	46.32	54.00	-7.68	41.89	3	Horizontal	309	2.09	-	39.30	8.19	43.06
PK	15.965G	55.64	74.00	-18.36	48.89	3	Horizontal	135	2.47	-	38.53	10.29	42.07
AV	15.96205G	42.74	54.00	-11.26	35.98	3	Horizontal	135	2.47	-	38.54	10.29	42.07

5.47-5.725GHz_802.11ax HEW20_Nss1,(MCS0)_2TX

5500MHz_TX

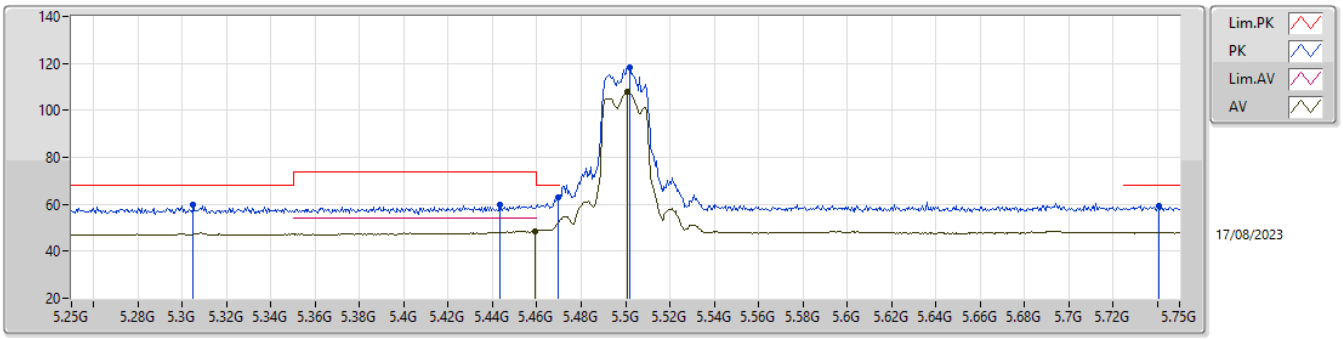

EUT Y_2TX
Setting 23.5
04-M-A-4-10

Type	Freq	Level	Limit	Margin	Raw	Dist	Condition	Azimuth	Height	Comment	AF	CL	PA
	(Hz)	(dBuV/m)	(dBuV/m)	(dB)	(dBuV)	(m)		(°)	(m)		(dB)	(dB)	(dB)
PK	5.305G	59.59	68.20	-8.61	53.77	3	Vertical	331	3.00	-	33.20	5.55	32.93
PK	5.4435G	59.77	74.00	-14.23	53.77	3	Vertical	331	3.00	-	33.66	5.60	33.26
PK	5.4695G	62.85	68.20	-5.35	56.83	3	Vertical	331	3.00	-	33.74	5.60	33.32
AV	5.459G	48.70	54.00	-5.30	42.67	3	Vertical	331	3.00	-	33.72	5.60	33.29
PK	5.502G	118.18	Inf	-Inf	112.17	3	Vertical	331	3.00	-	33.80	5.60	33.39
AV	5.501G	108.18	Inf	-Inf	102.17	3	Vertical	331	3.00	-	33.80	5.60	33.39
PK	5.7405G	59.13	68.20	-9.07	52.64	3	Vertical	331	3.00	-	34.28	5.67	33.46

5.47-5.725GHz_802.11ax HEW20_Nss1,(MCS0)_2TX

5500MHz_TX

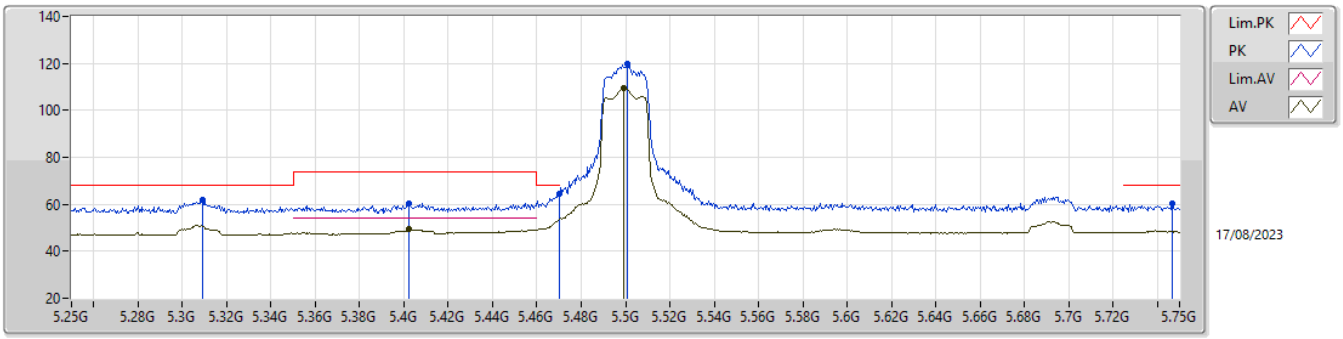

EUT Y_2TX
Setting 23.5
04-M-A-4-10

Type	Freq	Level	Limit	Margin	Raw	Dist	Condition	Azimuth	Height	Comment	AF	CL	PA
	(Hz)	(dBuV/m)	(dBuV/m)	(dB)	(dBuV)	(m)		(°)	(m)		(dB)	(dB)	(dB)
PK	5.309G	61.78	68.20	-6.42	55.97	3	Horizontal	25	1.66	-	33.20	5.55	32.94
PK	5.4025G	60.32	74.00	-13.68	54.47	3	Horizontal	25	1.66	-	33.41	5.60	33.16
AV	5.4025G	49.28	54.00	-4.72	43.43	3	Horizontal	25	1.66	-	33.41	5.60	33.16
PK	5.47G	64.32	68.20	-3.88	58.30	3	Horizontal	25	1.66	-	33.74	5.60	33.32
PK	5.501G	119.70	Inf	-Inf	113.69	3	Horizontal	25	1.66	-	33.80	5.60	33.39
AV	5.499G	109.43	Inf	-Inf	103.42	3	Horizontal	25	1.66	-	33.80	5.60	33.39
PK	5.7465G	60.24	68.20	-7.96	53.74	3	Horizontal	25	1.66	-	34.29	5.67	33.46