02/29/24

QSG_Cherry_LN1200_8820-03493_RevA00
260 x 230 mm tri-fold brochure
128gsm artwork paper + Matte AQ varnish
Tolerance:+/- 1/32" - 0.8mm
Drawing Scale 1:1

Step 1

Plug the Velop Micro Mesh Node into power within a few feet of your Mesh Router. The closer the better for this step.

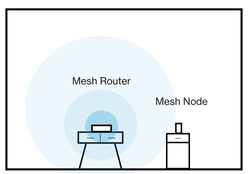

The Mesh Router is the device connected to your modem or internet source. Make sure it's set up before adding add Mesh Nodes.

Give the Mesh Node a minute to finish starting up, indicated by a **solid blue light.**

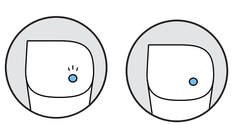

Starting up... **Ready** ✓

Step 2

Go to your Mesh Router and press the Pair button.
The Router light will pulse as it searches for Mesh Nodes.

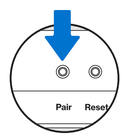

The Mesh Node light will blink white as it pairs, and turn **solid white** once it joins the mesh system.

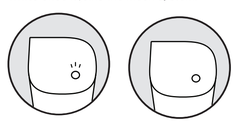

Pairing... **Paired** ✓

After pairing, you may move the Mesh Node. Keep it 1-2 rooms apart from the Router or other Mesh Nodes, and out in the open to receive good Wi-Fi signals.

Seeing a blinking yellow light on the Router?

This means no Mesh Nodes were paired after searching.

1. Confirm Mesh Nodes are plugged into power and ready to be paired, indicated by a solid blue light.
2. Your Mesh Node may be out of range. Try moving it close to the Router and pairing again.

Seeing a red light on your Mesh Node?

If the red light is solid, confirm the Mesh Router has internet.

If it's blinking red, it may be too far away or in a spot where the signal is obstructed. Try moving it closer and keeping it out in the open.

230 mm

130 mm

rear cover

front cover

Need help?

Visit Linksys.com/support

K8820-03493(HYP)
8820-03493 Rev.A00

Linksys

Velop Micro Mesh 6

Quick Start Guide

230 mm

130 mm

02/29/24

QSG_Elm&Cherry_LN1100_LN1200_8820-03497_RevA00
390 x 230 mm tri-fold brochure
128gsm artwork paper + Matte AQ varnish
Tolerance:+/- 1/32" - 0.8mm
Drawing Scale 1:1

390±1 mm

Step 1

Disconnect your old router, if it's separate from your modem.

Restart your modem by unplugging it and plugging back in.

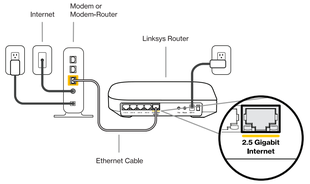

Connect your Linksys Router. Plug it into power, and connect it to your modem with the provided Ethernet cable.

Give your Router a minute to start up. The light will go from blue to solid white when it connects to the internet.

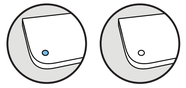

Wait... **Ready** ✓

Seeing a red light?

This means no internet is detected

1. Make sure all cables are firmly snapped into place, and your old router is disconnected.
2. Your ISP may require resetting your modem. Unplug your modem, wait **3 minutes**, and plug it back in.

If your ISP uses PPPoE, visit Linksys.com/PPPoESetup

Step 2

Plug in the Mesh Nodes. Keep the Router and Mesh Nodes 1-2 rooms apart and out in the open to receive good Wi-Fi signals.

The light will go from blue to solid white once it connects to the internet.

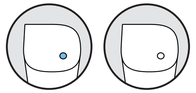

Wait... **Ready** ✓

Seeing a blinking red light?

The Router has internet, but the Node is unable to find its signal

1. It may be too far away, move it closer.
2. It may be placed in a spot blocking the signal. Keep it out in the open vs closed off or behind furniture.

Seeing a red light?

No internet is detected from the Router. Go back to step 1 and establish an internet connection.

Step 3

Scan the QR code to connect to your Wi-Fi. That's it! Start using the internet.

Save this guide for future reference. Your default Wi-Fi Name and Password are also printed on the bottom of your Router.

Want to do more?

Visit **www.myrouter.info**

- Personalize your Wi-Fi name
- Enable Guest Wi-Fi
- Block malicious content with SafeBrowsing
- Automatically track warranty

Factory resetting your Mesh Router will restore the default Wi-Fi name and password, and remove connections to any Mesh Nodes. Visit Linksys.com/support for factory reset instructions.

130 mm

230 ±1mm

rear cover

Need help?

Visit Linksys.com/support

K8820-03497(HYP)
8820-03497 Rev.A01

front cover

Linksys

Velop Micro 6 Mesh System

Quick Start Guide

230 mm

130 mm

Linksys USA, Inc.
Regulatory Information

LN1200 v2 series

LN1210 v2, LN1215 v2

Linksys Velop Micro-Mesh 6

Wireless Regulatory Information

FCC Statement

This device complies with Part 15 of the FCC Rules. Operation is subject to the following two conditions: (1) This device may not cause harmful interference, and (2) this device must accept any interference received, including interference that may cause undesired operation.

This product has been tested and complies with the specifications for a Class B digital device, pursuant to Part 15 of the FCC Rules. These limits are designed to provide reasonable protection against harmful interference in a residential installation. This equipment generates, uses, and can radiate radio frequency energy and, if not installed and used according to the instructions, may cause harmful interference to radio communications. However, there is no guarantee that interference will not occur in a particular installation. If this equipment does cause harmful interference to radio or television reception, which is found by turning the equipment off and on, the user is encouraged to try to correct the interference by one or more of the following measures:

- Reorient or relocate the receiving antenna
- Increase the separation between the equipment and devices
- Connect the equipment to an outlet other than the receiver's
- Consult a dealer or an experienced radio/TV technician for assistance

FCC Caution

Any changes or modifications not expressly approved by the party responsible for compliance could void the user's authority to operate this equipment.

This device and its antennas(s) must not be co-located or operating in conjunction with any other antenna or transmitter except in accordance with FCC multi-transmitter product procedures. FCC regulations restrict the operation of this device to indoor use only. This device meets all the other requirements specified in Part 15E, Section 15.407 of the FCC Rules.

2.4 GHz operation of this product in the USA is firmware-limited to channels 1 through 11. Selection of other channels is not possible.

The device for the band 5150-5250 MHz is only for indoor usage to reduce the potential for harmful interference to co-channel mobile satellite systems.
This device cannot operate as a subordinate between separate buildings or structures.

The country code selection is for non-US model only and is not available to all US model. Per FCC regulation, all WiFi product marketed in US must fixed to US operation channels only.

FCC Radiation Exposure Statement

This equipment complies with FCC radiation exposure limits set forth for an uncontrolled environment. This equipment should be installed and operated with minimum distance 48 cm between the radiator and your body. This device and it's antennas(s) must not be co-located or operating in conjunction with any other antenna or transmitter except in accordance with FCC multi-transmitter product procedures.

Innovation, Science and Economic Development Canada Statement

CAN ICES-003 (B)/NMB-003 (B)

This device complies with ISED's license-exempt RSS standards. Operation is subject to the following two conditions: (1) This device may not cause interference, and (2) this device must accept any interference, including interference that may cause undesired operation of the device.

For product available in the USA/Canada market, only channel 1~11 can be operated for 2.4 GHz. Selection of other channels is not possible.

For indoor use only.

The device could automatically discontinue transmission in case of absence of information to transmit, or operational failure. Note that this is not intended to prohibit transmission of control or signaling information or the use of repetitive codes where required by the technology.

This device and its antennas(s) must not be co-located or operating in conjunction with any other antenna or transmitter except in accordance with ISED multi-transmitter product procedures.

Restrictions in the 5 GHz Band

The device for operation in the band 5150-5250 MHz is only for indoor use to reduce the potential for harmful interference to co-channel mobile satellite systems; This device has been designed to operate with an antenna having a maximum gain of 3.53 dBi and 3.63 dBi at 2.4 GHz and 5 GHz respectively. Antenna having a higher gain is strictly prohibited per regulations of ISED. The required antenna impedance is 50 ohms.

Innovation, Science and Economic Development Canada Radiation Exposure Statement

This equipment complies with ISED radiation exposure limits set forth for an uncontrolled environment. This equipment should be installed and operated with a minimum distance 35 cm between the radiator & your body.

Avis d'Innovation, Sciences et Développement économique Canada

CAN ICES-003(B) / NMB-003(B).

Le présent appareil est conforme aux CNR d' ISED applicables aux appareils radio exempts de licence. L'exploitation est autorisée aux deux conditions suivantes : (1) le dispositif ne doit pas produire de brouillage préjudiciable, et (2) ce dispositif doit accepter tout brouillage reçu, y compris un brouillage susceptible de provoquer un fonctionnement indésirable.

Pour les produits disponibles sur le marché aux États-Unis et au Canada, seuls les canaux de 1 à 11 peuvent être utilisés. La sélection d'autres canaux n'est pas possible.
Pour une utilisation en intérieur uniquement.
Le dispositif peut automatiquement cesser d'émettre en cas d'absence d'informations à transmettre, ou à cause d'une défaillance technique. Notez que l'objet n'est pas d'interdire la transmission des informations de contrôle ou de signalisation ou l'utilisation de codes répétitifs lorsque requis par la technologie.

Le guide d'utilisation des dispositifs pour réseaux locaux doit inclure des instructions précises sur les restrictions susmentionnées, notamment :

(i) les dispositifs fonctionnant dans la bande 5150-5250 MHz sont réservés uniquement pour une utilisation à l'intérieur afin de réduire les risques de brouillage préjudiciable aux systèmes de satellites mobiles utilisant les mêmes canaux;

Cet appareil a été concu pour fonctionner avec une antenne ayant un gain maximum de 3.53 dBi and 3.63 dBi sur les bandes 2.4Ghz et 5 Ghz respectivement. L'utilisation d'antenne ayant un gain supérieur est strictement interdit par le règlement d'ISED. L'impédance d'antenne requise est 50 ohms.
Déclaration d'exposition aux radiations:
Cet équipement est conforme aux limites d'exposition aux rayonnements ISED établies pour un environnement non contrôlé. Cet équipement doit être installé et utilisé à plus de 35 cm entre le radiateur et votre corps.

Wireless Disclaimer

The maximum performance for wireless is derived from IEEE Standard 802.11 specifications. Actual performance can vary, including lower wireless network capacity, data throughput rate, range and coverage. Performance depends on many factors, conditions and variables, including distance from the access point, volume of network traffic, building materials and construction, operating system used, mix of wireless products used, interference and other adverse conditions.

Avis de non-responsabilité concernant les appareils sans fil

Les performances maximales pour les réseaux sans fil sont tirées des spécifications de la norme IEEE 802.11. Les performances réelles peuvent varier, notamment en fonction de la capacité du réseau sans fil, du débit de la transmission de données, de la portée et de la couverture. Les performances dépendent de facteurs, conditions et variables multiples, en particulier de la distance par rapport au point d'accès, du volume du trafic réseau, des matériaux utilisés dans le bâtiment et du type de construction, du système

d'exploitation et de la combinaison de produits sans fil utilisés, des interférences et de toute autre condition défavorable.

Safety Notices

When using this product, basic precautions should always be followed, including, but not limited to, the following:

- Do not use this product near water, for example, in a wet basement or near a swimming pool.
- Avoid using this product during an electrical storm. There may be a remote risk of electric shock from lightning.
- Do not expose this product to rain or snow. Keep this product away from heat sources, direct sunlight, combustible gas, humidity, water, or other liquids.
- Do not use this product if visible defects are observed or if it has been wet or damaged or modified. Contact the customer service support of Linksys for assistance.
- Do not disassemble, open, microwave, incinerate, paint, insert foreign objects into this product.
- Do not expose this product to fire or high temperature. Exposure to fire or high temperature may cause
explosion.
- Do not expose this product to mechanical shock such as crushing, bending, puncturing, or shredding. Avoid dropping or placing heavy objects on this product.
- Please read the operating instructions and information on the minimum and maximum operating temperatures supplied with this product.
- To reduce the risk of injury, close supervision is necessary when this product is used near or by children.
- FCC regulations restrict operation of this device to indoor use only..
- Use of this product in a manner not recommended in these instructions may result in a risk of fire or injury to persons.

Third-Party Software or Firmware

The use of software or firmware not supported/provided by Linksys products may result that the equipment is no longer compliant with the regulatory requirements.

To view full Regulatory Information Documentation, visit

https://www.linksys.com/support-product?sku=LN1201.

And visit linksys.com/support for award-winning 24/7 technical support

LINKSYS, HomeWRK and many product names and logos are trademarks of Linksys Holdings, Inc. and/or its affiliates. Third-party trademarks mentioned are the property of their respective owners.

© 2024 Linksys Holdings, Inc. and/or its affiliates. All rights reserved.

LNKPG-01033 RevA00