Gandini 21021079

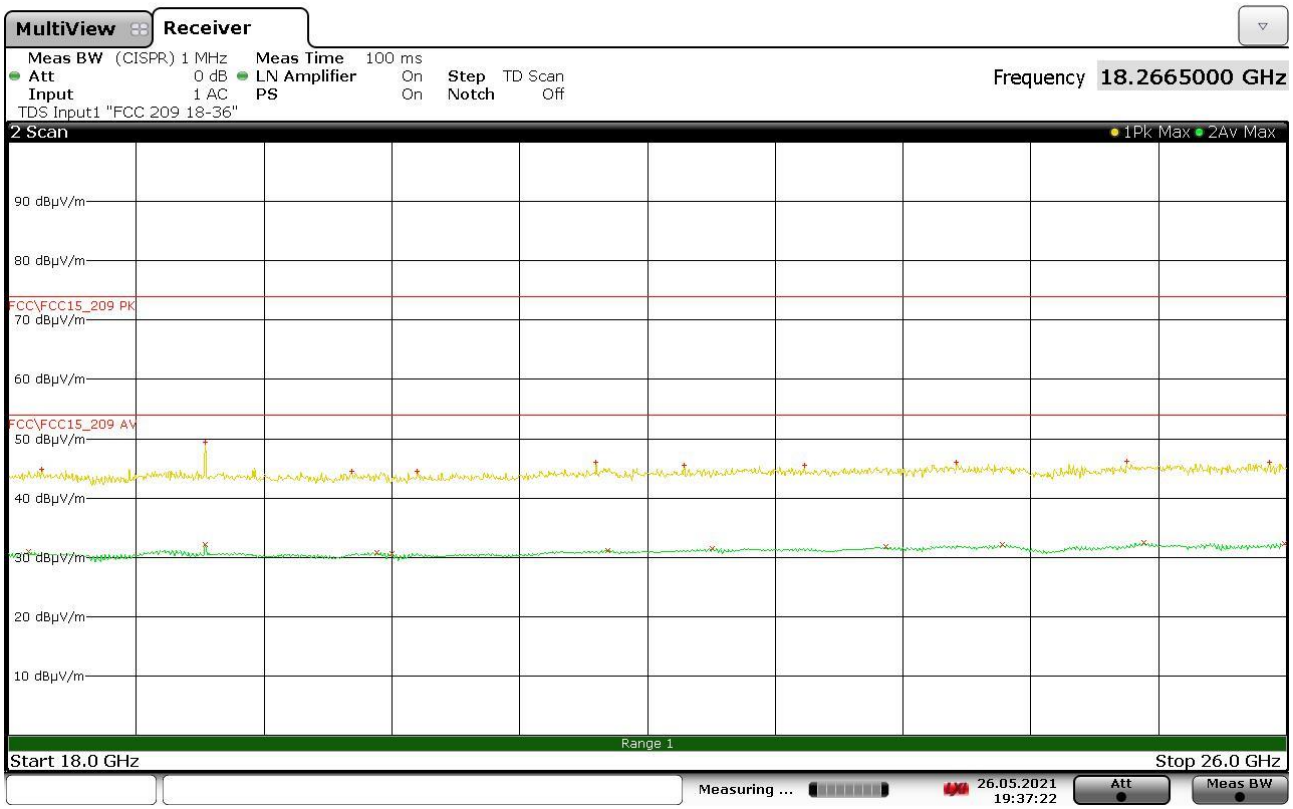

FINAL RESULT TABLE

MAX PEAK			AVERAGE		
Freq Hz	Lev dBuV/m	Margin dB	Freq Hz	Lev dBuV/m	Margin dB
18209500000	+44,82	-29,16	18123000000	+30,88	-23,10
19233500000	+49,35	-24,63	19229750000	+32,07	-21,91
20149000000	+44,49	-29,49	20304500000	+30,84	-23,14
20560500000	+44,46	-29,52	20402750000	+30,65	-23,33
21678500000	+45,94	-28,04	21753500000	+31,14	-22,84
22230750000	+45,47	-28,51	22408250000	+31,49	-22,49
22984500000	+45,57	-28,41	23493250000	+31,76	-22,22
23935000000	+46,04	-27,94	24221500000	+32,11	-21,87
25001250000	+46,27	-27,71	25105750000	+32,44	-21,54
25895000000	+46,02	-27,96	25989250000	+32,31	-21,67

21021079_2

CMC Centro Misure Compatibilità S.r.l.

Gandini 21021080

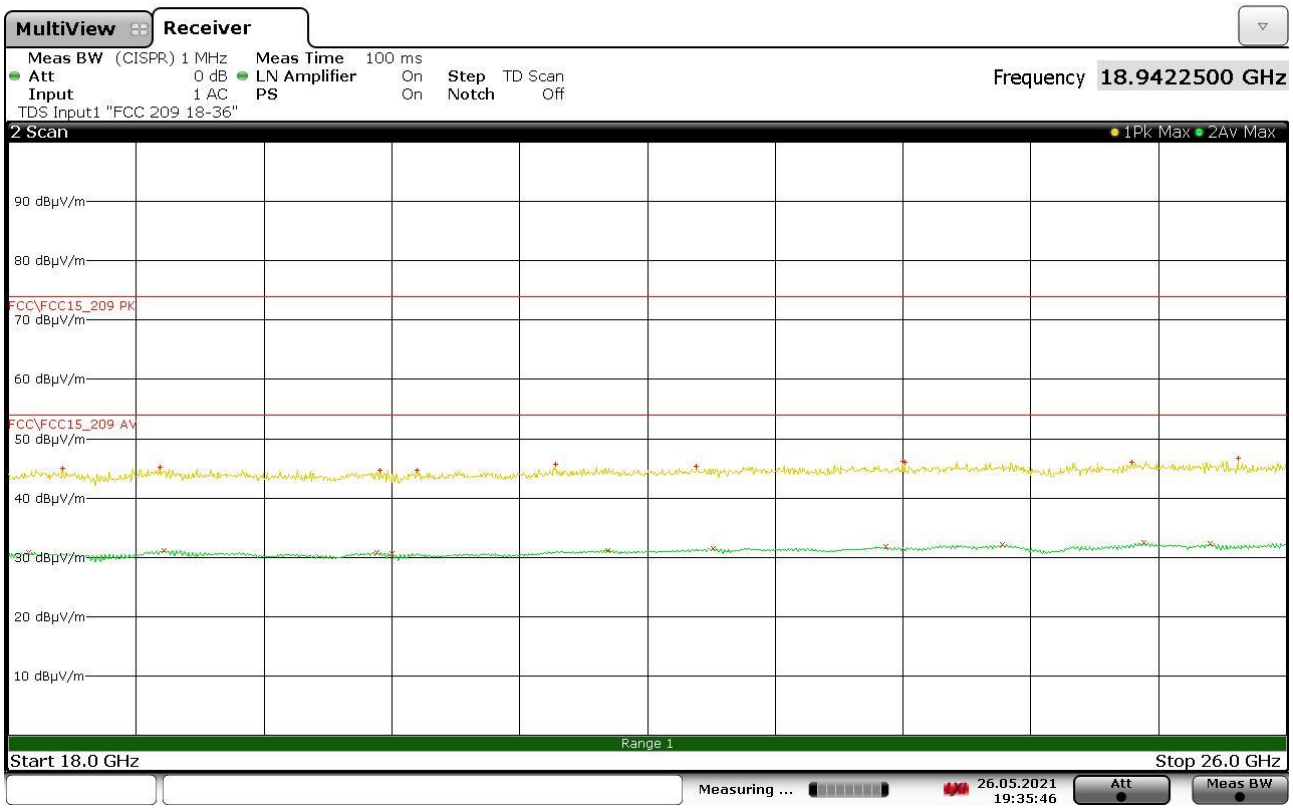

FINAL RESULT TABLE

MAX PEAK			AVERAGE		
Freq Hz	Lev dBuV/m	Margin dB	Freq Hz	Lev dBuV/m	Margin dB
18336500000	+45,07	-28,91	18123000000	+30,87	-23,11
18946000000	+45,20	-28,78	18976250000	+31,18	-22,80
20326500000	+44,71	-29,27	20305000000	+30,84	-23,14
20555250000	+44,61	-29,37	20402250000	+30,67	-23,31
21425250000	+45,62	-28,36	21754500000	+31,17	-22,81
22306750000	+45,38	-28,60	22409750000	+31,50	-22,48
23597500000	+46,26	-27,72	23493500000	+31,78	-22,20
23612250000	+45,98	-28,00	24221250000	+32,12	-21,86
25030250000	+46,01	-27,97	25105750000	+32,47	-21,51
25698500000	+46,69	-27,29	25523250000	+32,32	-21,66

21021080_2

CMC Centro Misure Compatibilità S.r.l.

Gandini 21021081

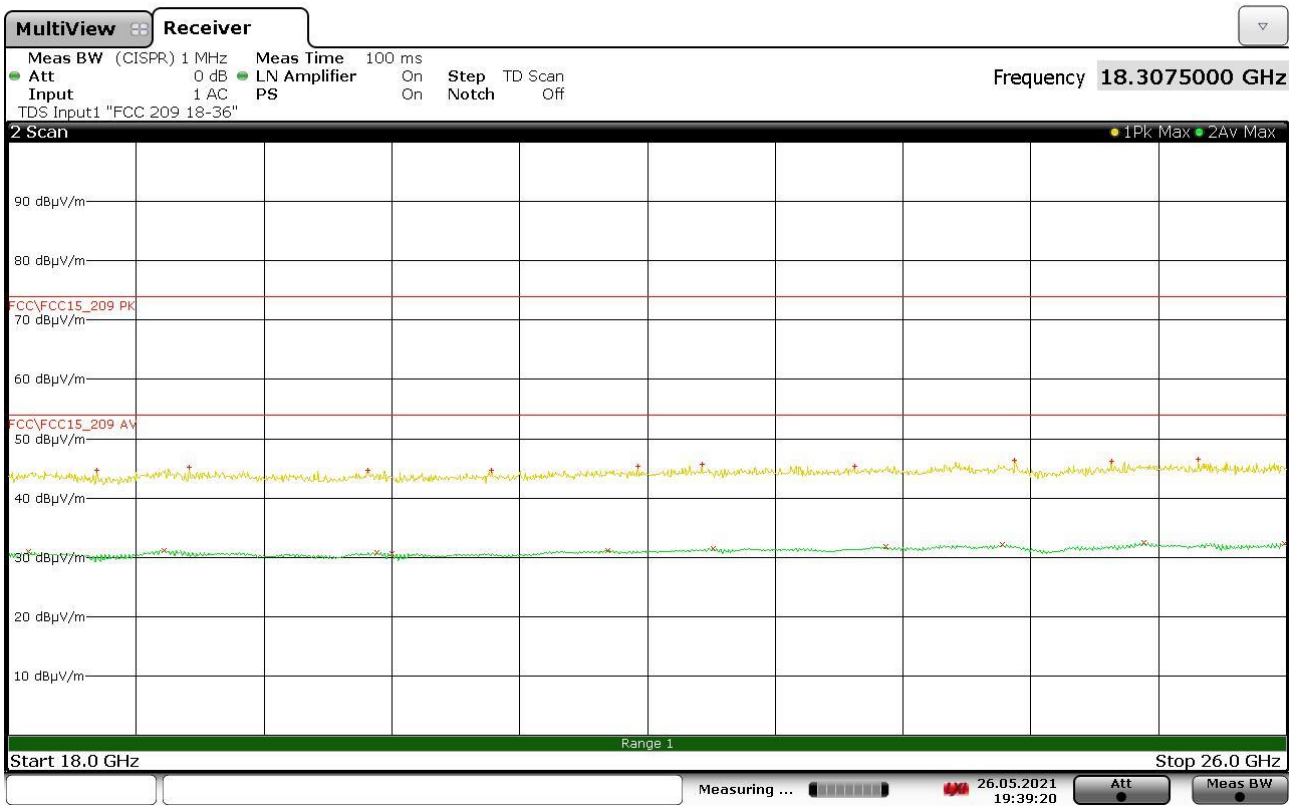

FINAL RESULT TABLE

MAX PEAK			AVERAGE		
Freq Hz	Lev dBuV/m	Margin dB	Freq Hz	Lev dBuV/m	Margin dB
18554000000	+44,60	-29,38	18123000000	+30,90	-23,08
19129250000	+45,18	-28,80	18973250000	+31,17	-22,81
20251750000	+44,59	-29,39	20306000000	+30,84	-23,14
21024250000	+44,65	-29,33	20402500000	+30,69	-23,29
21940250000	+45,41	-28,57	21754500000	+31,17	-22,81
22341000000	+45,62	-28,36	22408500000	+31,51	-22,47
23296750000	+45,40	-28,58	23493000000	+31,79	-22,19
24299500000	+46,30	-27,68	24221750000	+32,12	-21,86
24903500000	+46,21	-27,77	25105750000	+32,46	-21,52
25445500000	+46,45	-27,53	25988750000	+32,32	-21,66

21021081_2

CMC Centro Misure Compatibilità S.r.l.

Gandini 21021082

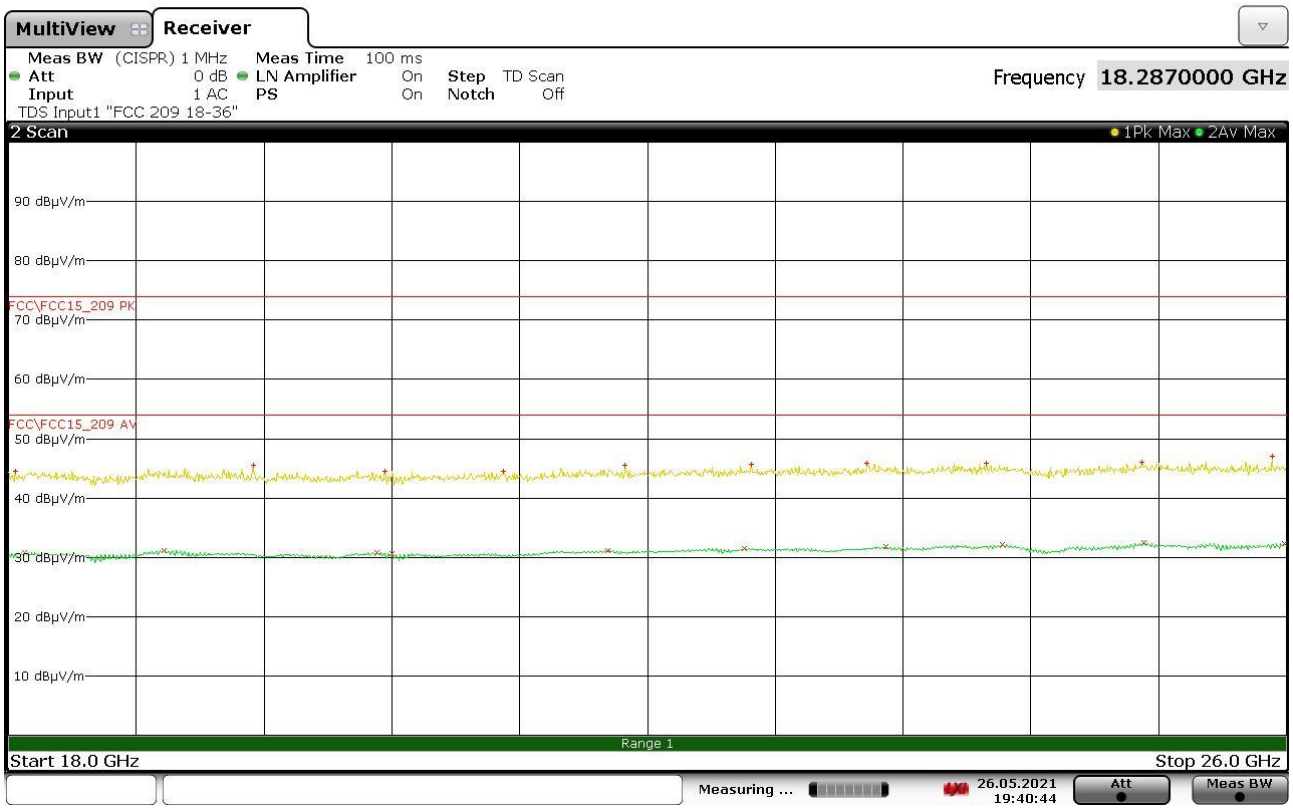

FINAL RESULT TABLE

MAX PEAK			AVERAGE		
Freq Hz	Lev dBuV/m	Margin dB	Freq Hz	Lev dBuV/m	Margin dB
18042250000	+44,55	-29,43	18102500000	+30,87	-23,11
19533500000	+45,57	-28,41	18973500000	+31,21	-22,77
20354250000	+44,53	-29,45	20305000000	+30,84	-23,14
21098750000	+44,47	-29,51	20402250000	+30,65	-23,33
21859500000	+45,49	-28,49	21754250000	+31,17	-22,81
22648000000	+45,70	-28,28	22604750000	+31,51	-22,47
23374750000	+45,87	-28,11	23493000000	+31,77	-22,21
24121000000	+45,89	-28,09	24221750000	+32,11	-21,87
25093250000	+46,01	-27,97	25105750000	+32,45	-21,53
25911750000	+47,06	-26,92	25990000000	+32,32	-21,66

21021082_2

CMC Centro Misure Compatibilità S.r.l.

Gandini 21021083

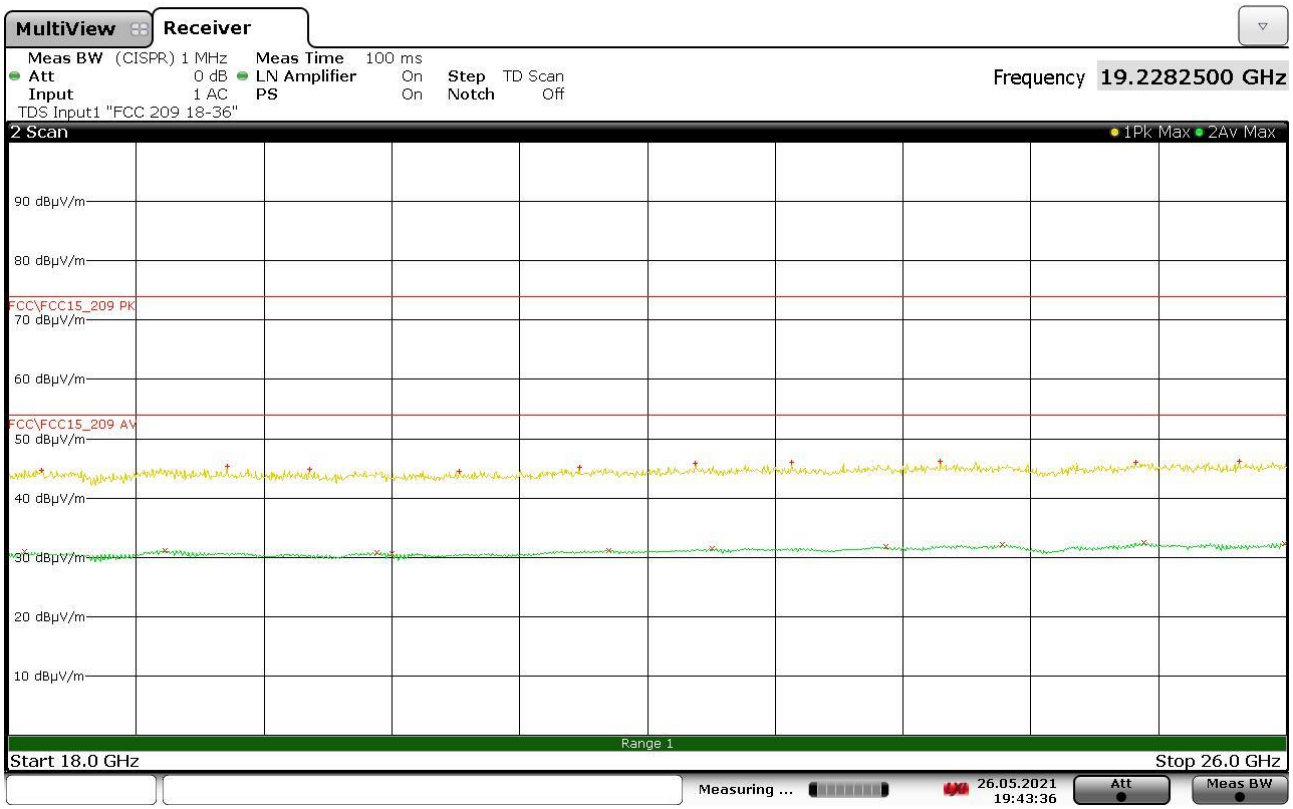

FINAL RESULT TABLE

MAX PEAK			AVERAGE		
Freq Hz	Lev dBuV/m	Margin dB	Freq Hz	Lev dBuV/m	Margin dB
18208000000	+44,73	-29,25	18102500000	+30,88	-23,10
19370000000	+45,36	-28,62	18977250000	+31,17	-22,81
19885250000	+44,88	-29,10	20305750000	+30,85	-23,13
20824000000	+44,56	-29,42	20402750000	+30,67	-23,31
21572750000	+45,11	-28,87	21755250000	+31,17	-22,81
22301250000	+45,85	-28,13	22408250000	+31,51	-22,47
22901500000	+46,03	-27,95	23493750000	+31,79	-22,19
23834250000	+46,21	-27,77	24222250000	+32,11	-21,87
25054250000	+46,09	-27,89	25105500000	+32,46	-21,52
25702500000	+46,11	-27,87	25988500000	+32,32	-21,66

21021083_2

CMC Centro Misure Compatibilità S.r.l.

Gandini 21021084

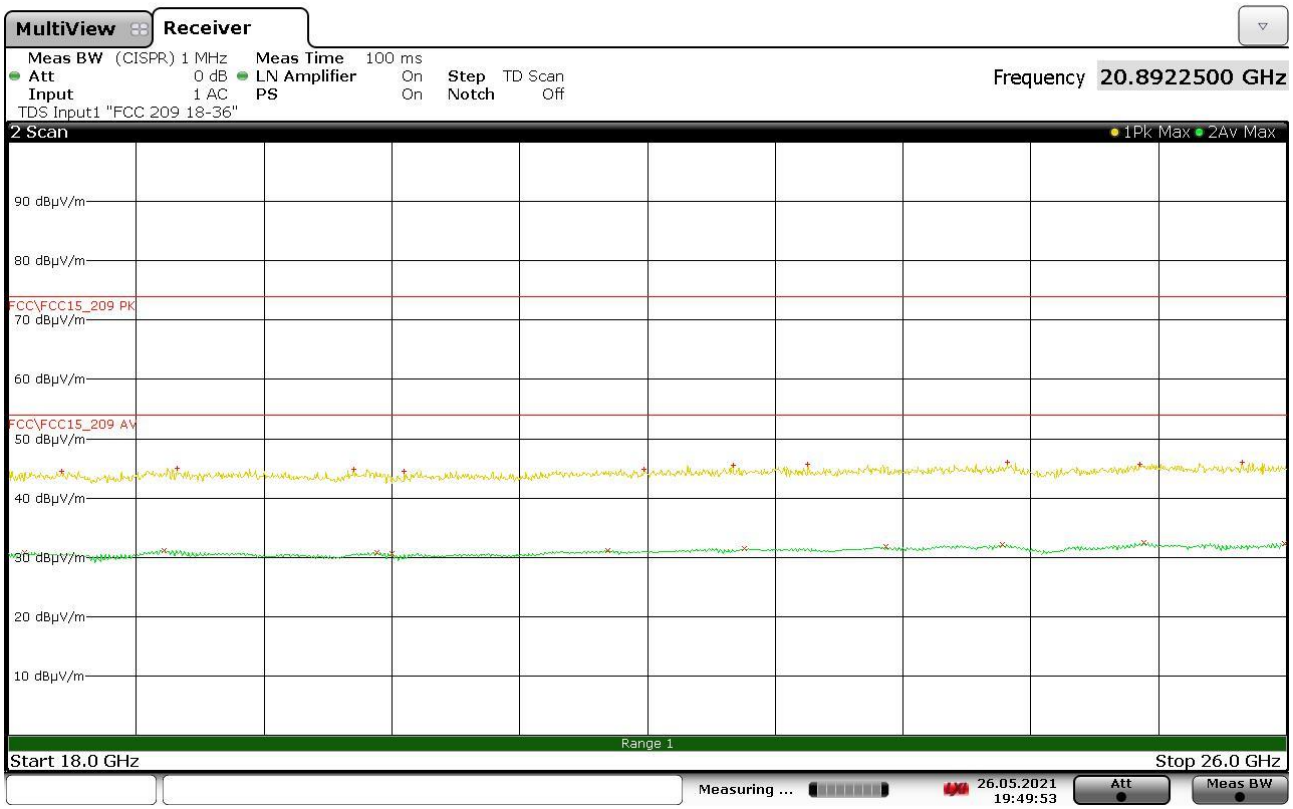

FINAL RESULT TABLE

MAX PEAK			AVERAGE		
Freq Hz	Lev dBuV/m	Margin dB	Freq Hz	Lev dBuV/m	Margin dB
18334250000	+44,56	-29,42	18102500000	+30,85	-23,13
19053750000	+45,01	-28,97	18972250000	+31,18	-22,80
20160500000	+44,89	-29,09	20306000000	+30,83	-23,15
20477250000	+44,52	-29,46	20402500000	+30,65	-23,33
21980250000	+44,92	-29,06	21754250000	+31,17	-22,81
22535000000	+45,49	-28,49	22605000000	+31,48	-22,50
23002750000	+45,62	-28,36	23493000000	+31,78	-22,20
24251500000	+45,97	-28,01	24221500000	+32,12	-21,86
25079750000	+45,65	-28,33	25106000000	+32,45	-21,53
25721000000	+46,01	-27,97	25989250000	+32,32	-21,66

21021084_2

CMC Centro Misure Compatibilità S.r.l.

Gandini 21021085

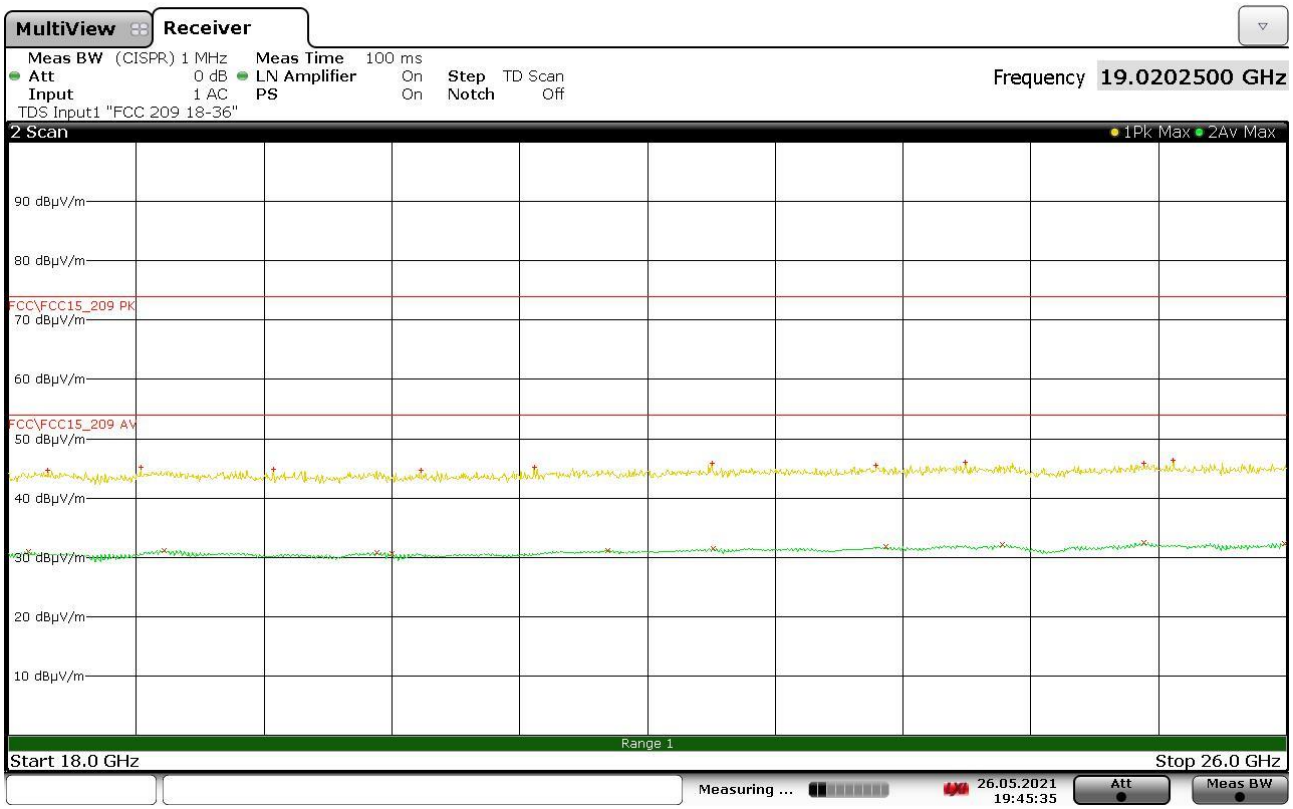

FINAL RESULT TABLE

MAX PEAK			AVERAGE		
Freq Hz	Lev dBuV/m	Margin dB	Freq Hz	Lev dBuV/m	Margin dB
18245750000	+44,64	-29,34	18123000000	+30,91	-23,07
18827500000	+45,16	-28,82	18973250000	+31,17	-22,81
19659500000	+44,87	-29,11	20305000000	+30,85	-23,13
20584500000	+44,59	-29,39	20403500000	+30,65	-23,33
21290000000	+45,18	-28,80	21753750000	+31,16	-22,82
22403750000	+45,93	-28,05	22409750000	+31,50	-22,48
23432250000	+45,46	-28,52	23493750000	+31,77	-22,21
23991250000	+46,09	-27,89	24220750000	+32,11	-21,87
25106500000	+45,78	-28,20	25106000000	+32,48	-21,50
25292500000	+46,41	-27,57	25988750000	+32,29	-21,69

21021085_2

CMC Centro Misure Compatibilità S.r.l.

Gandini 21021086

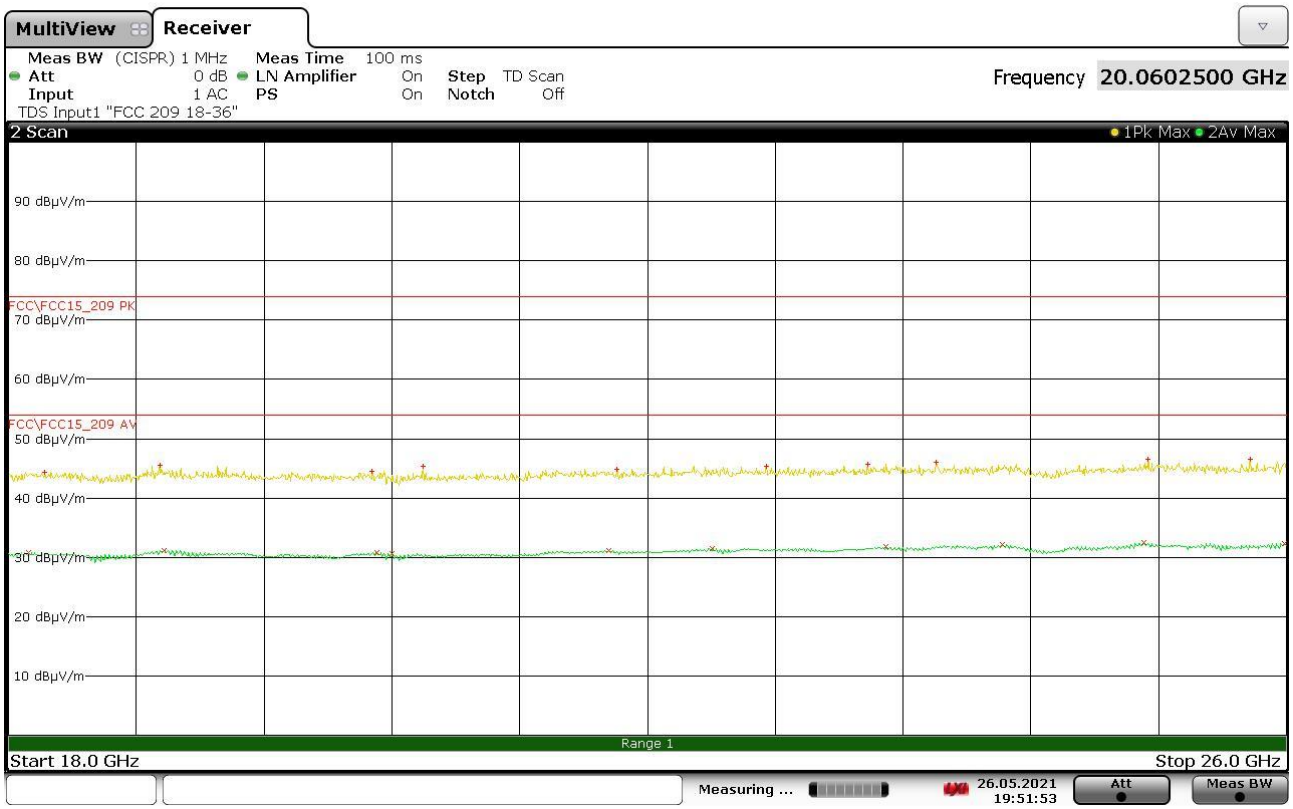

FINAL RESULT TABLE

MAX PEAK			AVERAGE		
Freq Hz	Lev dBuV/m	Margin dB	Freq Hz	Lev dBuV/m	Margin dB
18225750000	+44,31	-29,67	18123000000	+30,87	-23,11
18948250000	+45,53	-28,45	18973000000	+31,17	-22,81
20277000000	+44,46	-29,52	20304750000	+30,81	-23,17
20594500000	+45,29	-28,69	20402250000	+30,64	-23,34
21811000000	+44,89	-29,09	21755250000	+31,13	-22,85
22741750000	+45,42	-28,56	22407500000	+31,48	-22,50
23377750000	+45,67	-28,31	23493500000	+31,75	-22,23
23808250000	+46,02	-27,96	24221250000	+32,12	-21,86
25134750000	+46,45	-27,53	25105750000	+32,47	-21,51
25772000000	+46,45	-27,53	25989000000	+32,31	-21,67

21021086_2

CMC Centro Misure Compatibilità S.r.l.

Gandini 21021087

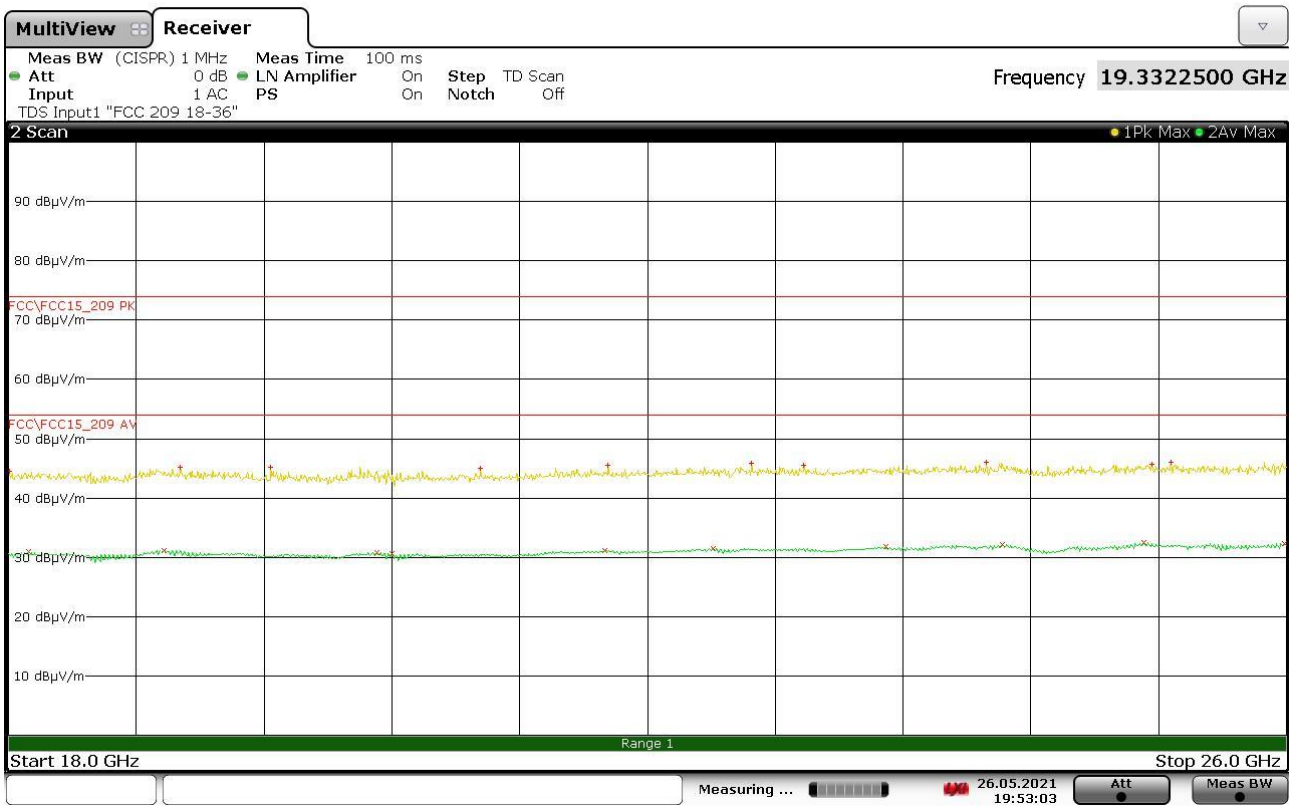

FINAL RESULT TABLE

MAX PEAK			AVERAGE		
Freq Hz	Lev dBuV/m	Margin dB	Freq Hz	Lev dBuV/m	Margin dB
18007750000	+44,47	-29,51	18123000000	+30,88	-23,10
19076000000	+45,11	-28,87	18972750000	+31,17	-22,81
19641000000	+45,25	-28,73	20305000000	+30,81	-23,17
20953750000	+45,00	-28,98	20402750000	+30,65	-23,33
21753000000	+45,47	-28,51	21735000000	+31,13	-22,85
22651250000	+45,77	-28,21	22409250000	+31,48	-22,50
22980250000	+45,45	-28,53	23492750000	+31,77	-22,21
24120500000	+45,99	-27,99	24220750000	+32,10	-21,88
25160500000	+45,73	-28,25	25105750000	+32,45	-21,53
25277500000	+46,03	-27,95	25988250000	+32,31	-21,67

21021087_2

CMC Centro Misure Compatibilità S.r.l.

Gandini 21021088

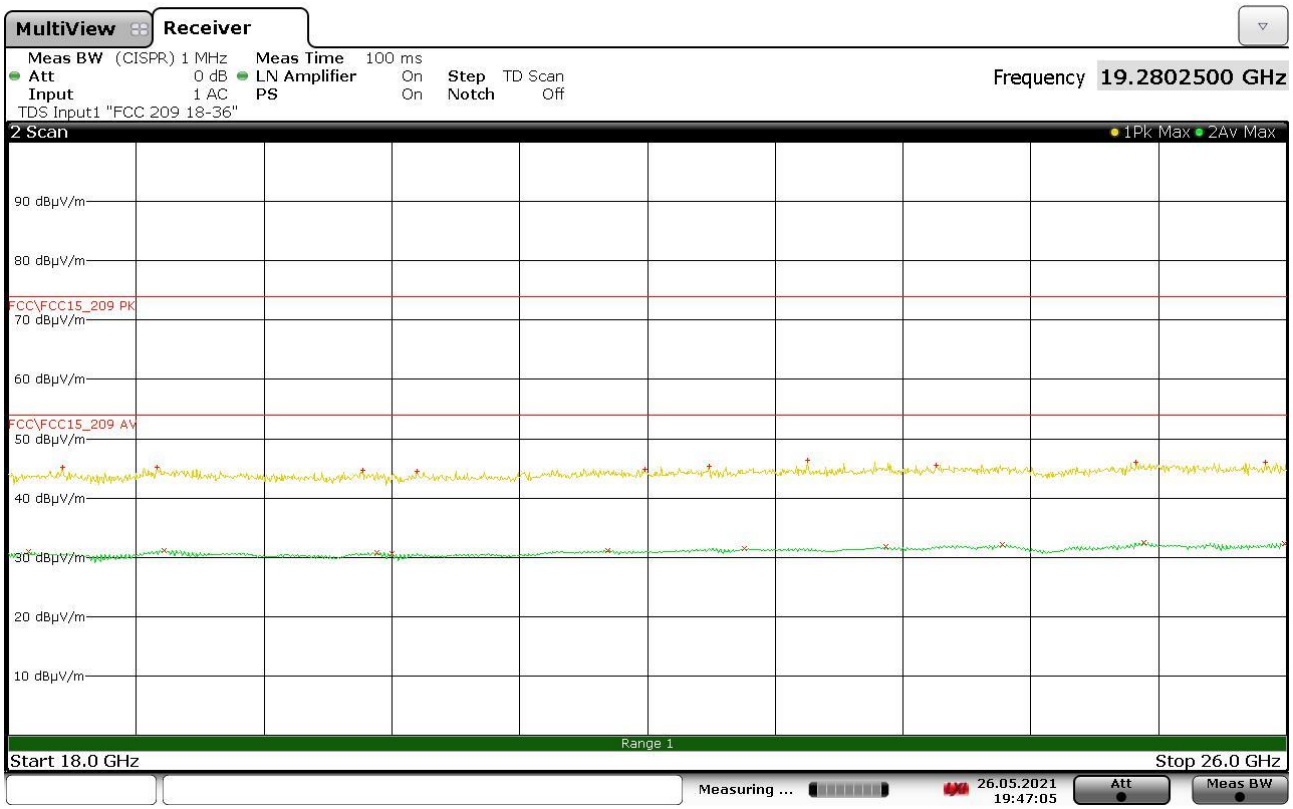

FINAL RESULT TABLE

MAX PEAK			AVERAGE		
Freq Hz	Lev dBuV/m	Margin dB	Freq Hz	Lev dBuV/m	Margin dB
18336250000	+45,16	-28,82	18123250000	+30,88	-23,10
18929750000	+45,19	-28,79	18973750000	+31,18	-22,80
20217500000	+44,71	-29,27	20305500000	+30,83	-23,15
20555250000	+44,50	-29,48	20402250000	+30,66	-23,32
21981250000	+44,90	-29,08	21753750000	+31,16	-22,82
22384750000	+45,32	-28,66	22605000000	+31,47	-22,51
23001000000	+46,28	-27,70	23493000000	+31,77	-22,21
23807500000	+45,59	-28,39	24222000000	+32,12	-21,86
25059250000	+46,10	-27,88	25105750000	+32,43	-21,55
25867500000	+45,94	-28,04	25990250000	+32,32	-21,66

21021088_2

CMC Centro Misure Compatibilità S.r.l.

Gandini 21021089

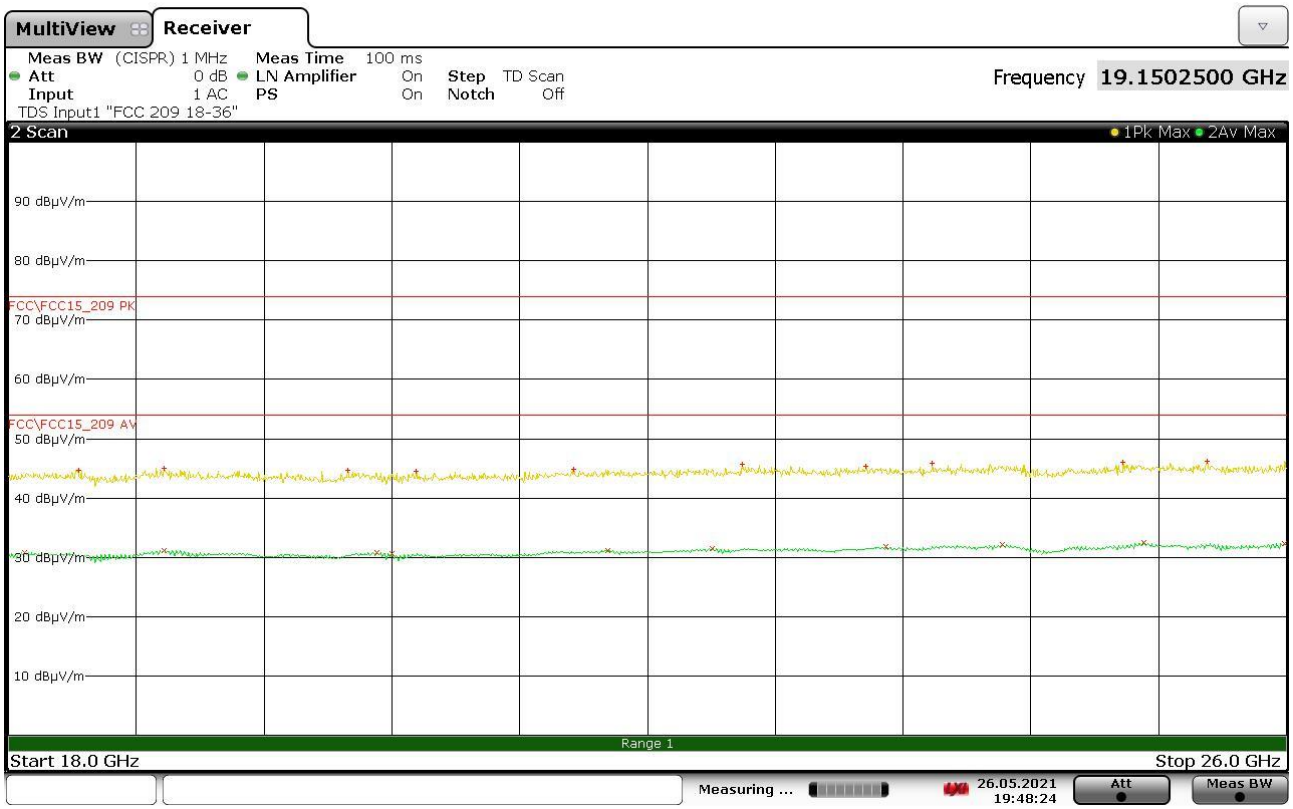

FINAL RESULT TABLE

MAX PEAK			AVERAGE		
Freq Hz	Lev dBuV/m	Margin dB	Freq Hz	Lev dBuV/m	Margin dB
18437250000	+44,60	-29,38	18102500000	+30,86	-23,12
18971750000	+45,07	-28,91	18972750000	+31,17	-22,81
20124750000	+44,73	-29,25	20303250000	+30,82	-23,16
20554000000	+44,51	-29,47	20402000000	+30,64	-23,34
21539250000	+44,86	-29,12	21754250000	+31,15	-22,83
22594000000	+45,73	-28,25	22408250000	+31,48	-22,50
23369000000	+45,39	-28,59	23493750000	+31,77	-22,21
23781250000	+45,82	-28,16	24221000000	+32,13	-21,85
24977500000	+45,96	-28,02	25105500000	+32,43	-21,55
25505750000	+46,21	-27,77	25988750000	+32,29	-21,69

21021089_2

CMC Centro Misure Compatibilità S.r.l.

Gandini 21021090

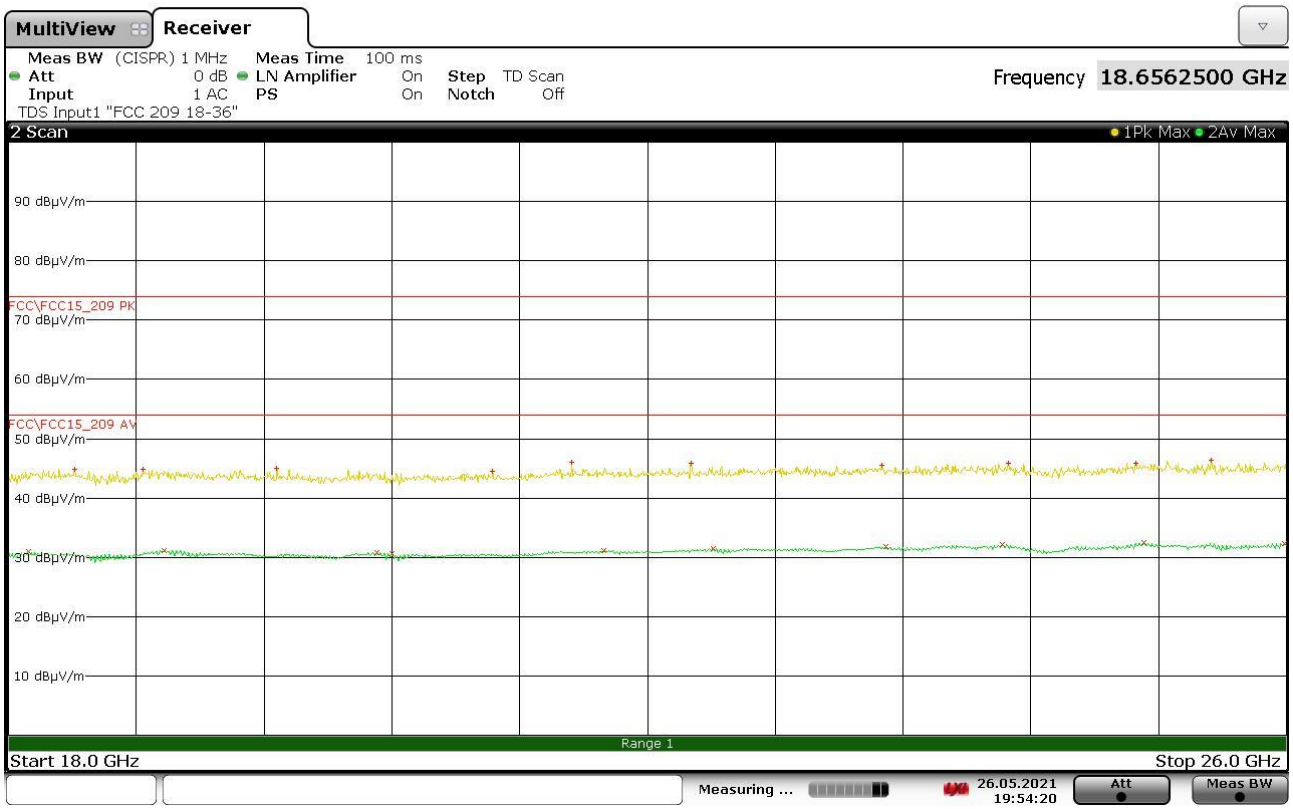

FINAL RESULT TABLE

MAX PEAK			AVERAGE		
Freq Hz	Lev dBuV/m	Margin dB	Freq Hz	Lev dBuV/m	Margin dB
18413000000	+44,90	-29,08	18123000000	+30,89	-23,09
18841000000	+44,77	-29,21	18973250000	+31,18	-22,80
19681000000	+44,97	-29,01	20306000000	+30,83	-23,15
21030750000	+44,56	-29,42	20402750000	+30,64	-23,34
21527000000	+45,96	-28,02	21727750000	+31,16	-22,82
22270750000	+45,84	-28,14	22409000000	+31,47	-22,51
23468500000	+45,44	-28,54	23493500000	+31,76	-22,22
24258500000	+45,83	-28,15	24222000000	+32,10	-21,88
25055000000	+45,84	-28,14	25105750000	+32,44	-21,54
25528500000	+46,30	-27,68	25989000000	+32,30	-21,68

21021090_2

CMC Centro Misure Compatibilità S.r.l.

9.3 DTS bandwidth

Tested by ..... :	G. Gandini
Test date ..... :	05.05.2021
Test location (stand) ..... :	Laboratory
Reference standards ..... :	FCC Rules and Regulation; Titles 47 Part 15.247 (a) (2) ANSI C63.10 cl. 11.8 KDB 558074 D01 DTS Meas Guidance v05r02 cl. 8.2
Supplementary test set-up description ..... :	--
Supplementary information..... :	--

Acceptance limits
Systems using digital modulation techniques may operate in the 902–928 MHz, 2400–2483.5 MHz, and 5725–5850 MHz bands. The minimum 6 dB bandwidth shall be at least 500 kHz

Test setup

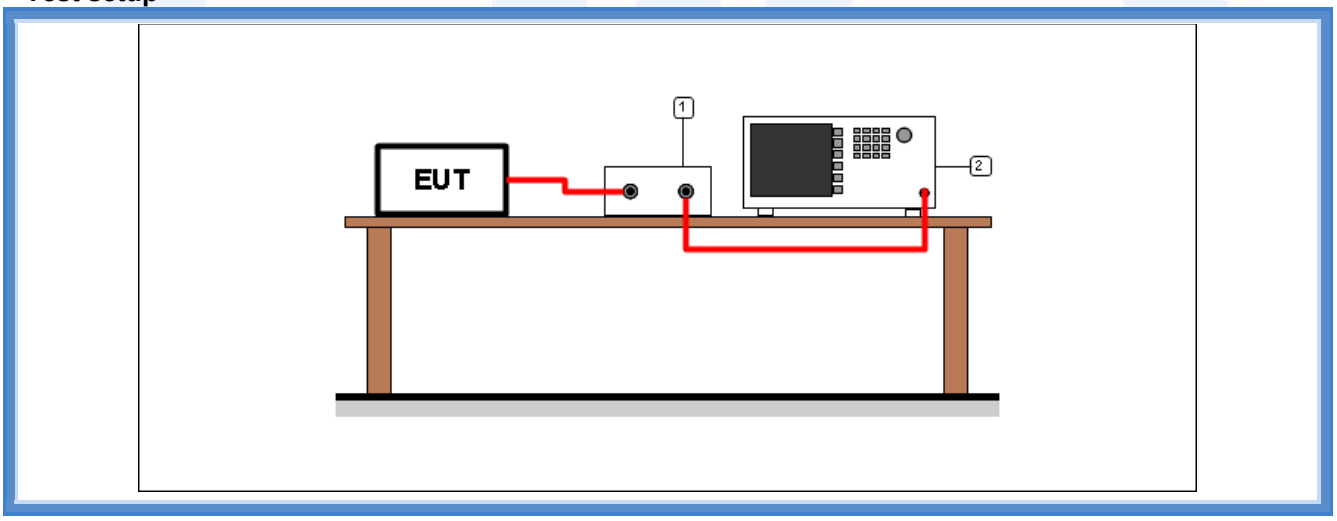

Test setup PR002_01				
Nr.	*Id. Number*	*Manufacturer*	*Model*	*Description*
2	CMC S295	Rohde & Schwarz	FSW43	Spectrum Analyzer 43GHz
1	--	--	--	Cable + attenuator (calibrated before the test)

CMC Centro Misure Compatibilità S.r.l.

Result

Chip A

Frequency (MHz)	*Graphs*	*6 dB bandwidth (kHz)*	*Minimum 6 dB bandwidth allowed (kHz)*	*Results*
2404	G21021029	983,00	500	Complies
2440	G21021030	980,10	500	Complies
2479	G21021031	989,00	500	Complies

Chip B

Frequency (MHz)	*Graphs*	*6 dB bandwidth (kHz)*	*Minimum 6 dB bandwidth allowed (kHz)*	*Results*
2404	G21021049	985,00	500	Complies
2440	G21021050	986,00	500	Complies
2479	G21021051	992,00	500	Complies

CMC Centro Misure Compatibilità S.r.l.

Graphs

Gandini 21021029

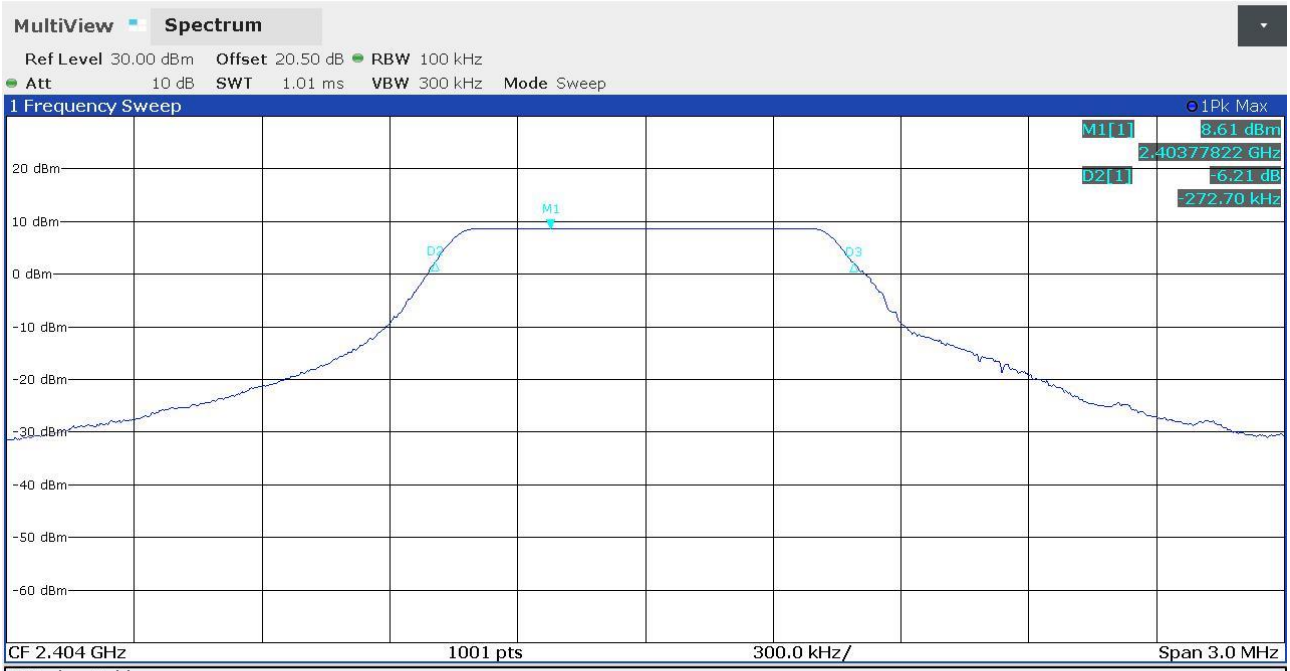

2 Marker Table

Type	Ref	Trc	X-Value	Y-Value	Function	Function Result
M1		1	**2.40377822 GHz**	**8.61 dBm**		
D2	M1	1	**-272.7 kHz**	**-6.21 dB**		
D3	M1	1	**710.3 kHz**	**-6.38 dB**		

Aborted 05.05.2021 07:31:10

Gandini 21021030

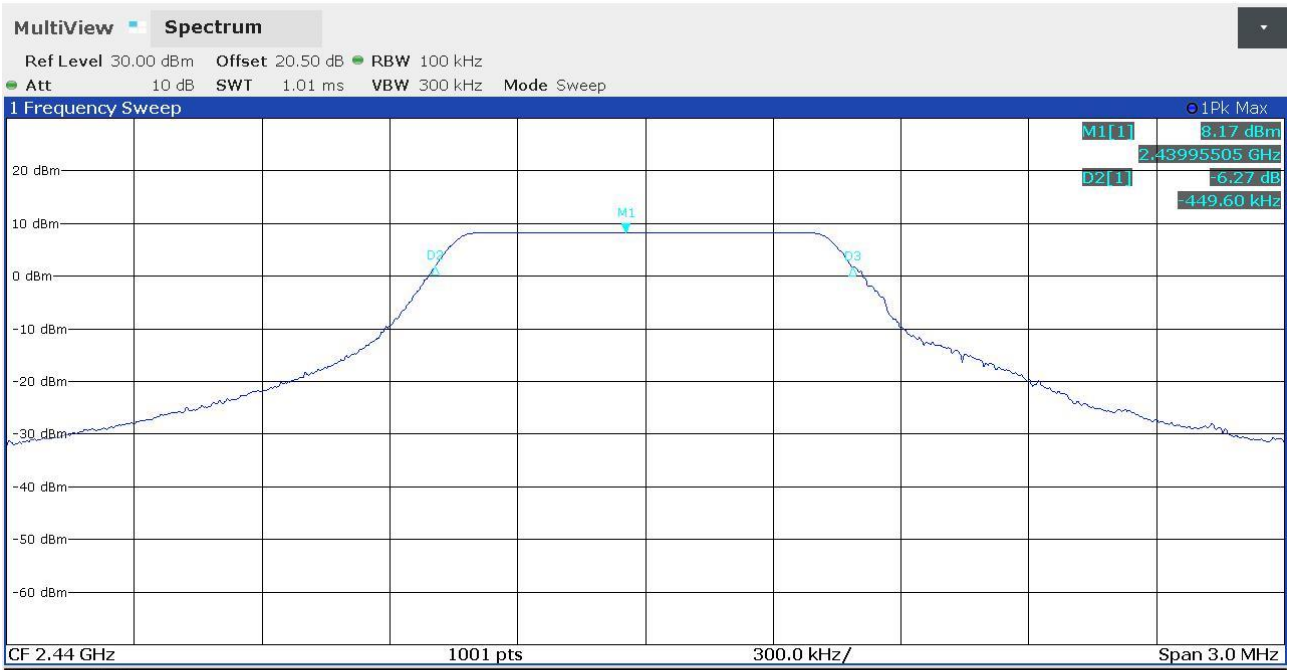

2 Marker Table

Type	Ref	Trc	X-Value	Y-Value	Function	Function Result
M1		1	**2.43995504 GHz**	**8.17 dBm**		
D2	M1	1	**-449.6 kHz**	**-6.27 dB**		
D3	M1	1	**530.5 kHz**	**-6.50 dB**		

Aborted 05.05.2021 07:34:27

CMC Centro Misure Compatibilità S.r.l.