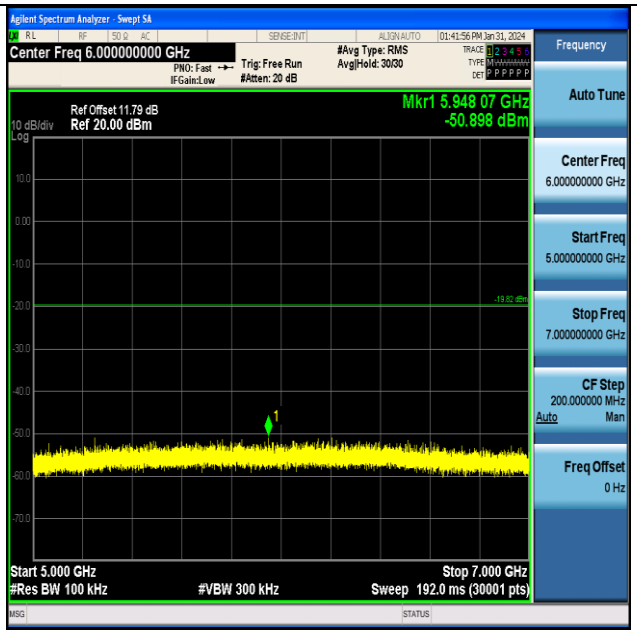

BLE_2M-Ant1-2402-5000~7000-PASS

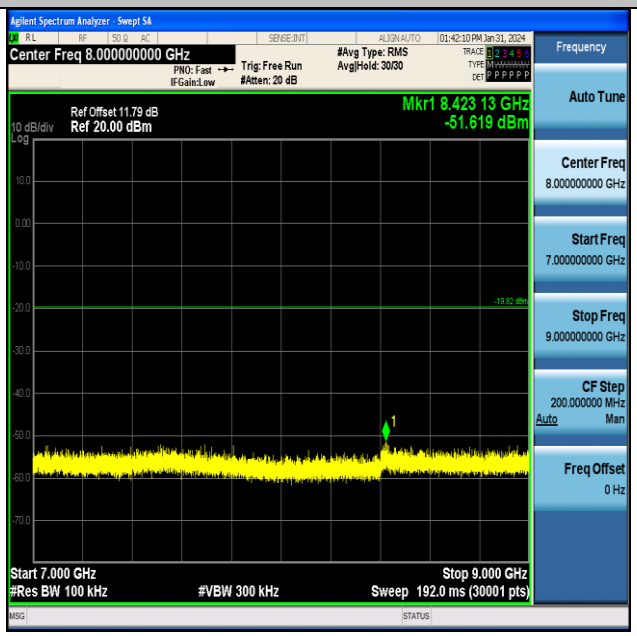

BLE_2M-Ant1-2402-7000~9000-PASS

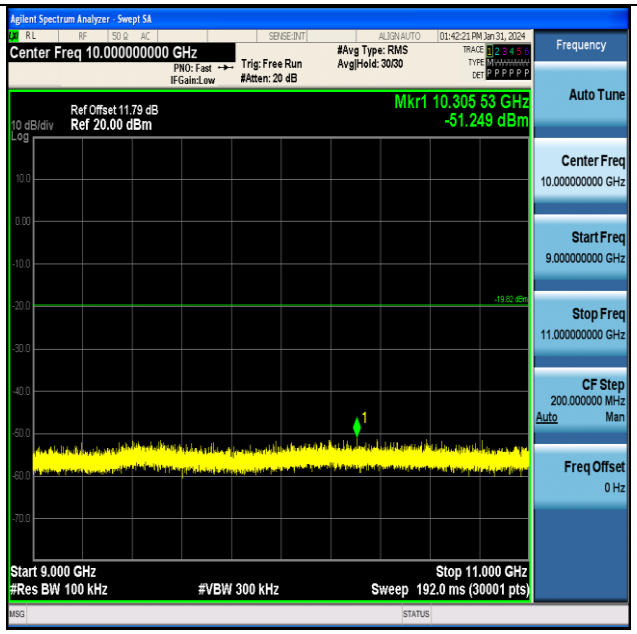

BLE_2M-Ant1-2402-9000~11000-PASS

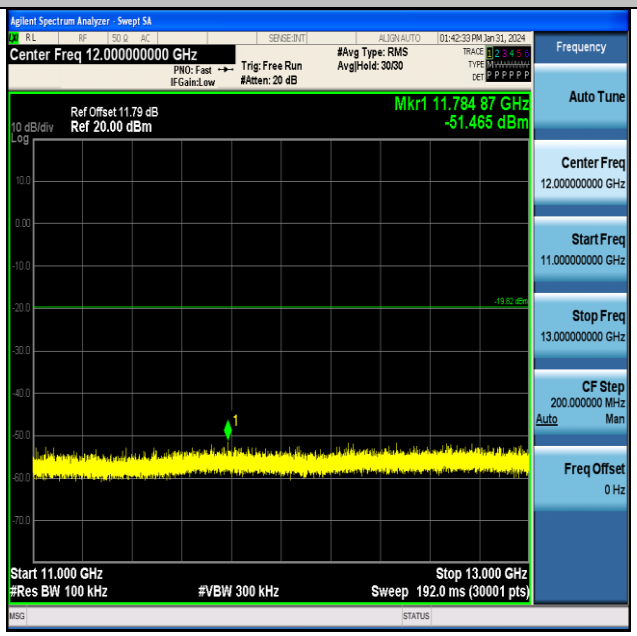

BLE_2M-Ant1-2402-11000~13000-PASS

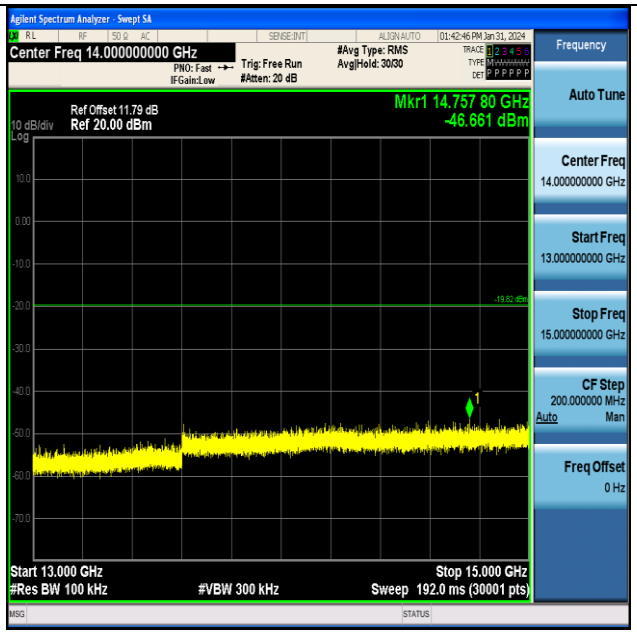

BLE_2M-Ant1-2402-13000~15000-PASS

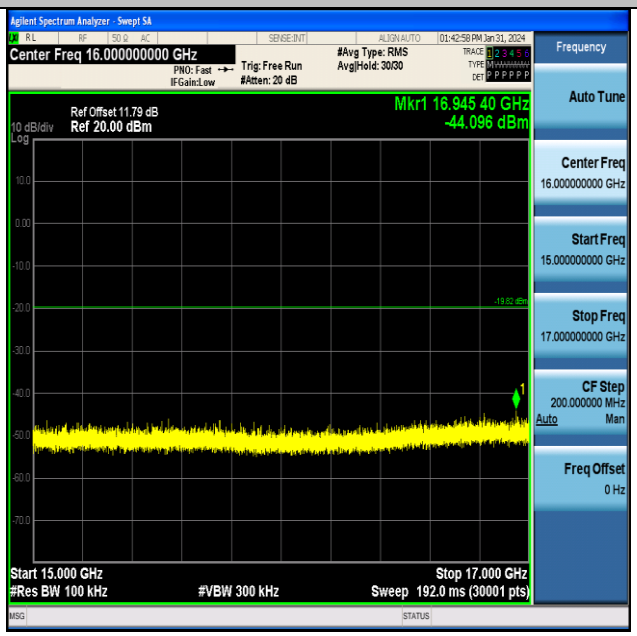

BLE_2M-Ant1-2402-15000~17000-PASS

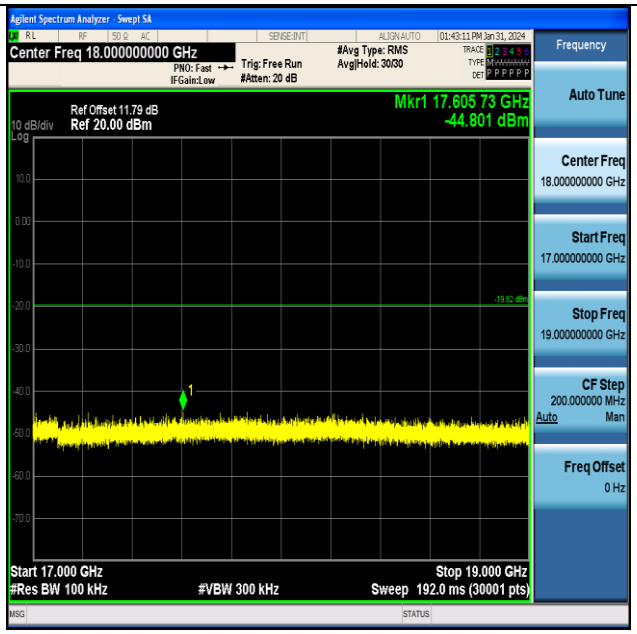

BLE_2M-Ant1-2402-17000~19000-PASS

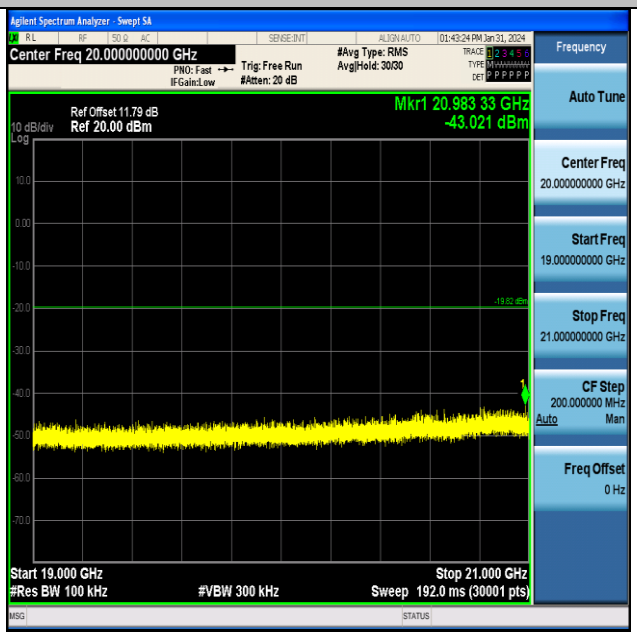

BLE_2M-Ant1-2402-19000~21000-PASS

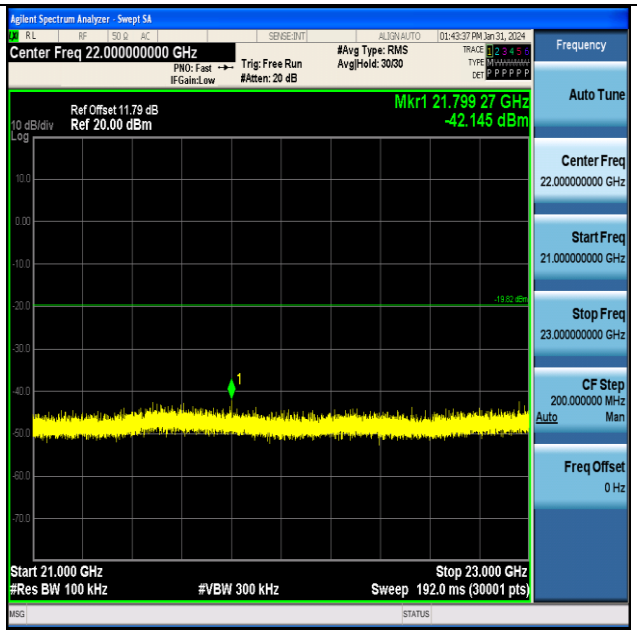

BLE_2M-Ant1-2402-21000~23000-PASS

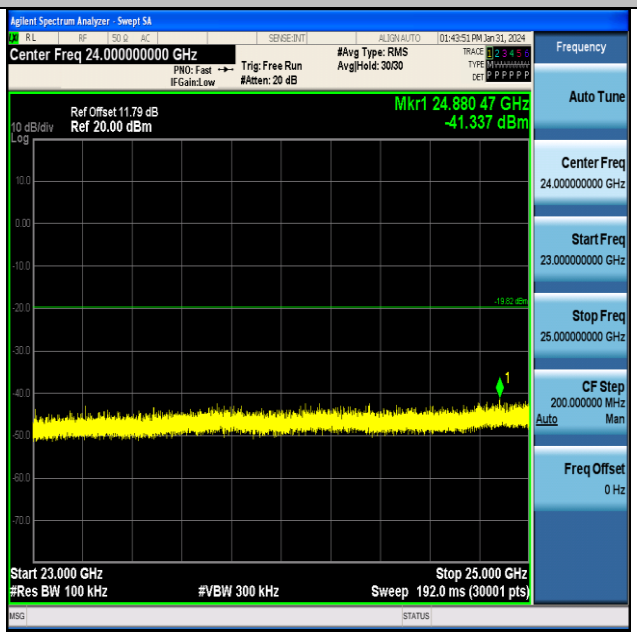

BLE_2M-Ant1-2402-23000~25000-PASS

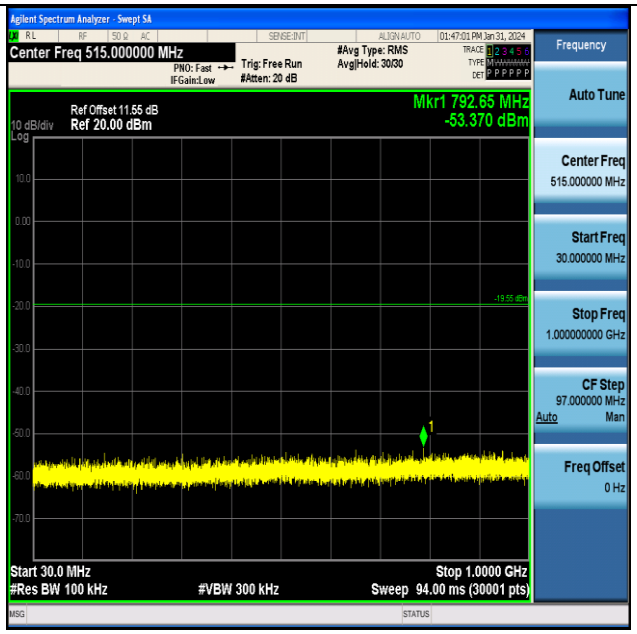

BLE_2M-Ant1-2440-30~1000-PASS

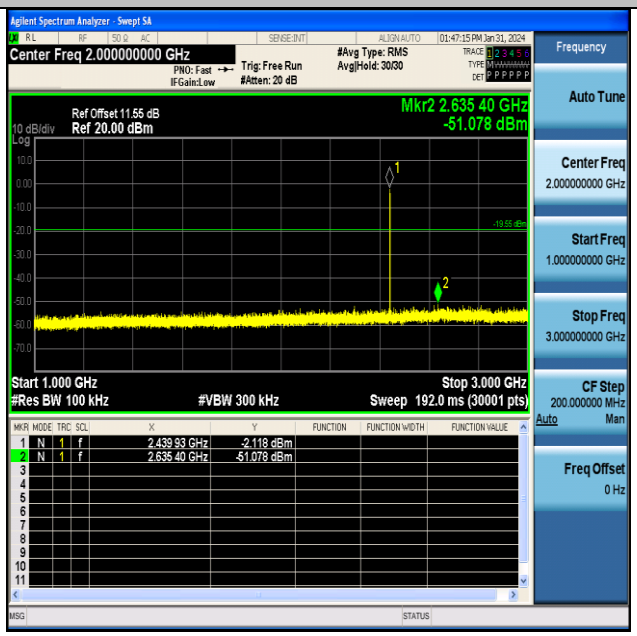

BLE_2M-Ant1-2440-1000~3000-PASS

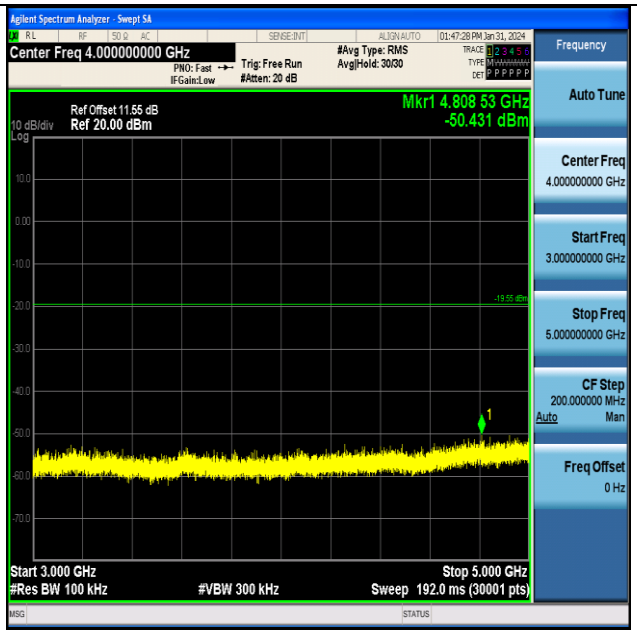

BLE_2M-Ant1-2440-3000~5000-PASS

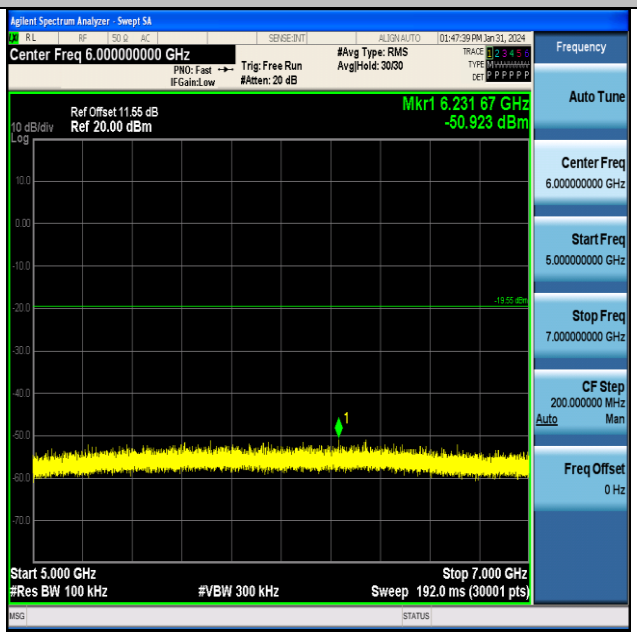

BLE_2M-Ant1-2440-5000~7000-PASS

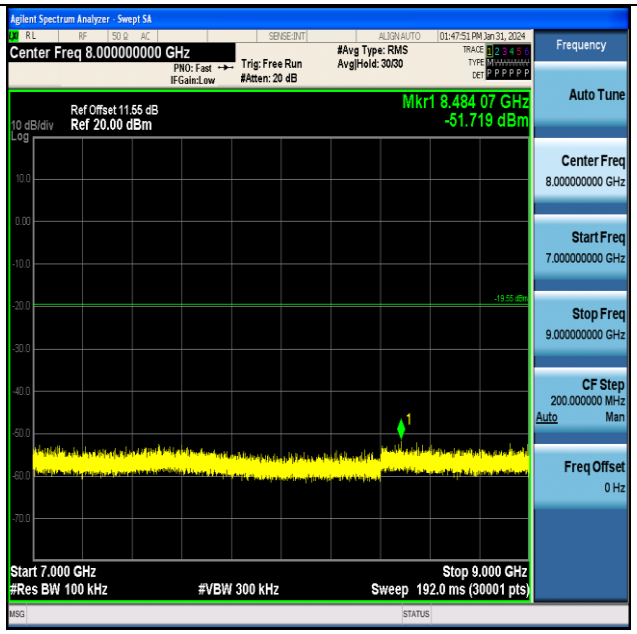

BLE_2M-Ant1-2440-7000~9000-PASS

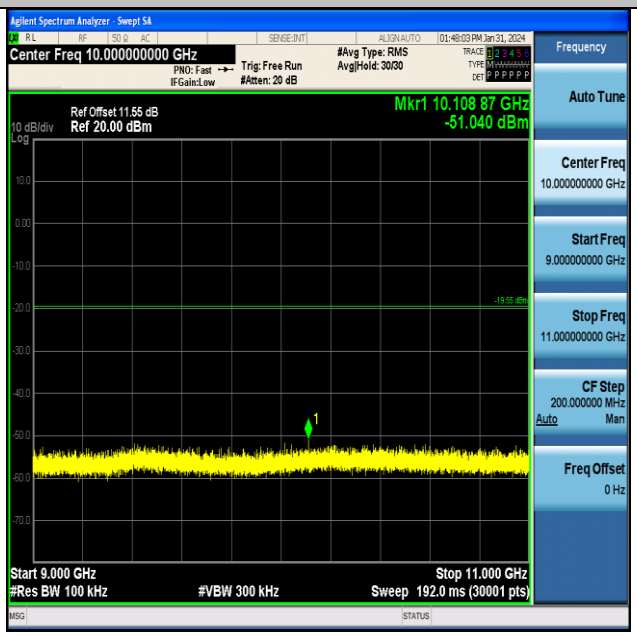

BLE_2M-Ant1-2440-9000~11000-PASS

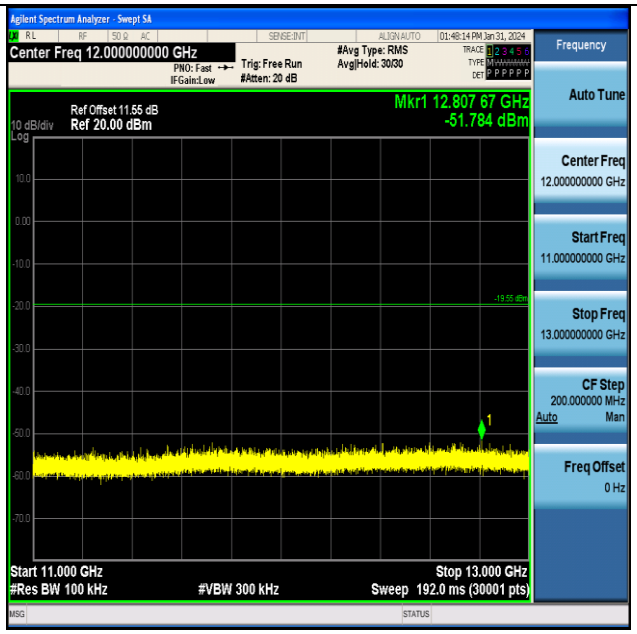

BLE_2M-Ant1-2440-11000~13000-PASS

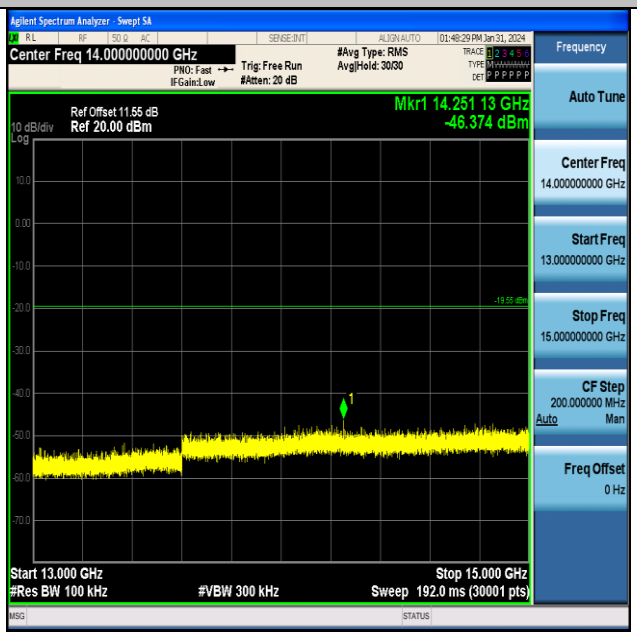

BLE_2M-Ant1-2440-13000~15000-PASS

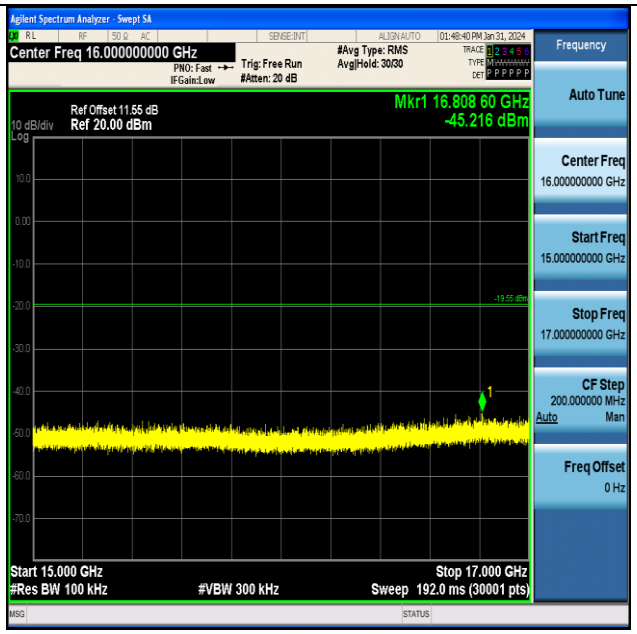

BLE_2M-Ant1-2440-15000~17000-PASS

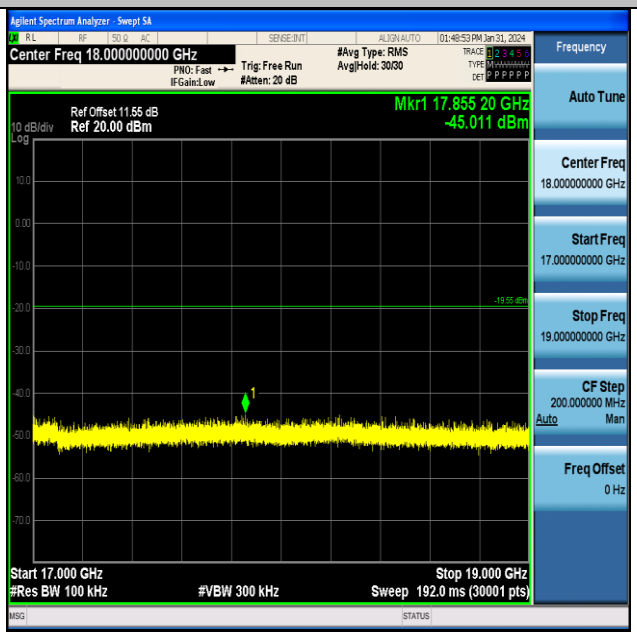

BLE_2M-Ant1-2440-17000~19000-PASS

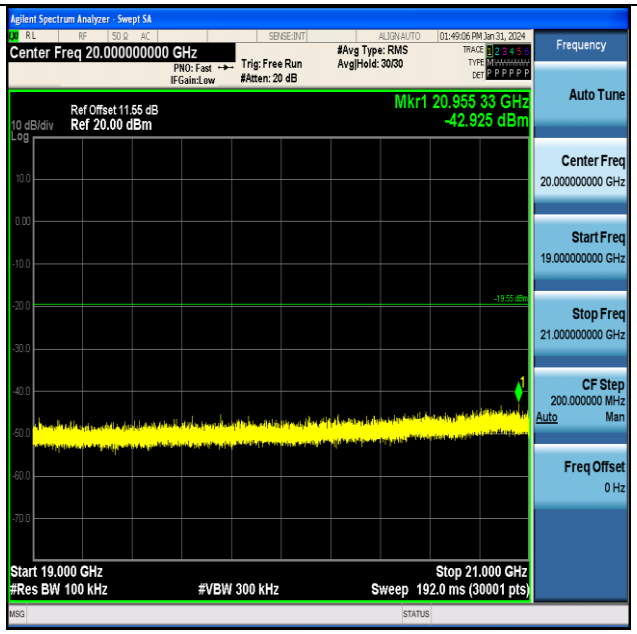

BLE_2M-Ant1-2440-19000~21000-PASS

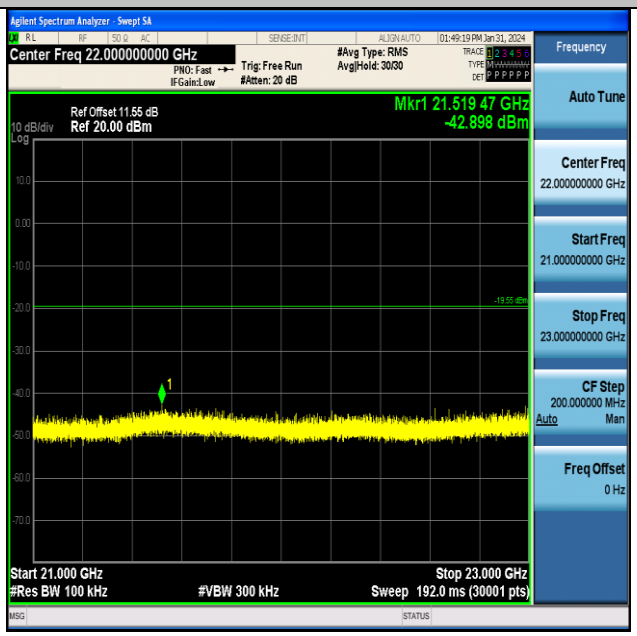

BLE_2M-Ant1-2440-21000~23000-PASS

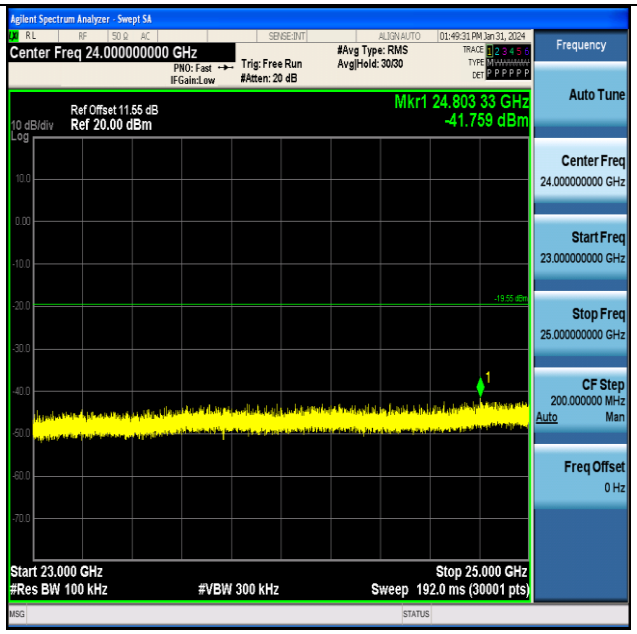

BLE_2M-Ant1-2440-23000~25000-PASS

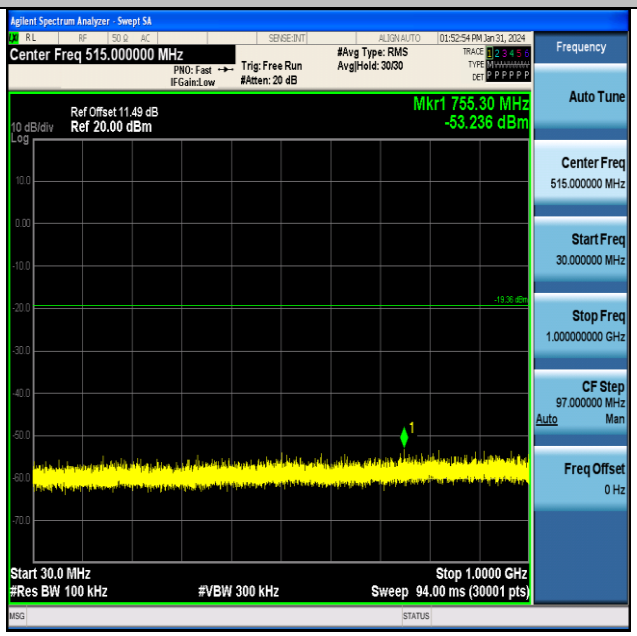

BLE_2M-Ant1-2480-30~1000-PASS

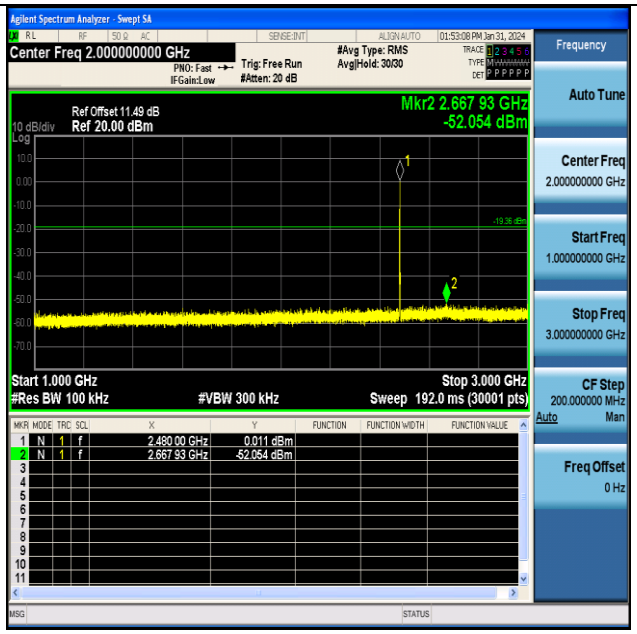

BLE_2M-Ant1-2480-1000~3000-PASS

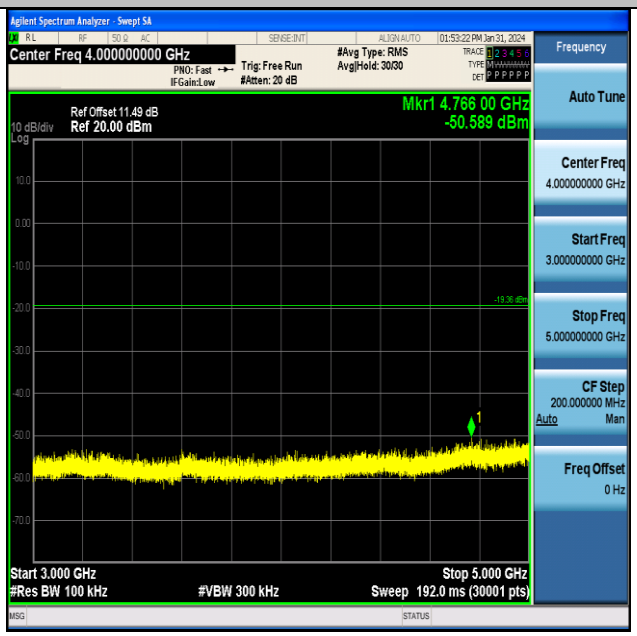

BLE_2M-Ant1-2480-3000~5000-PASS

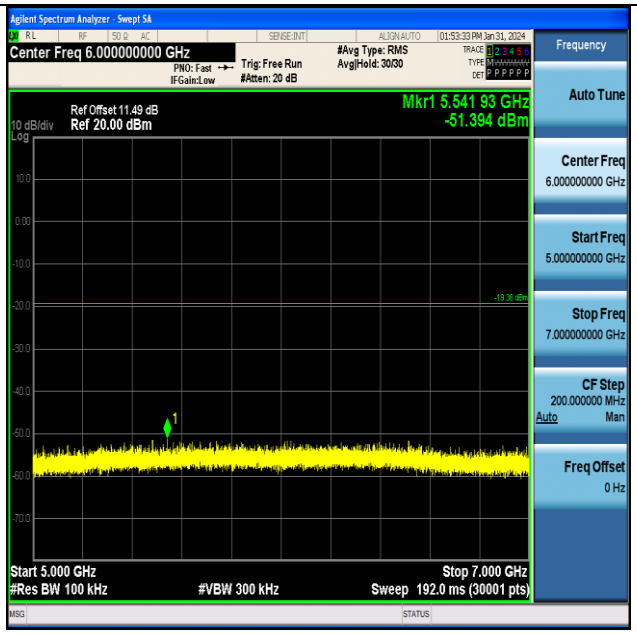

BLE_2M-Ant1-2480-5000~7000-PASS

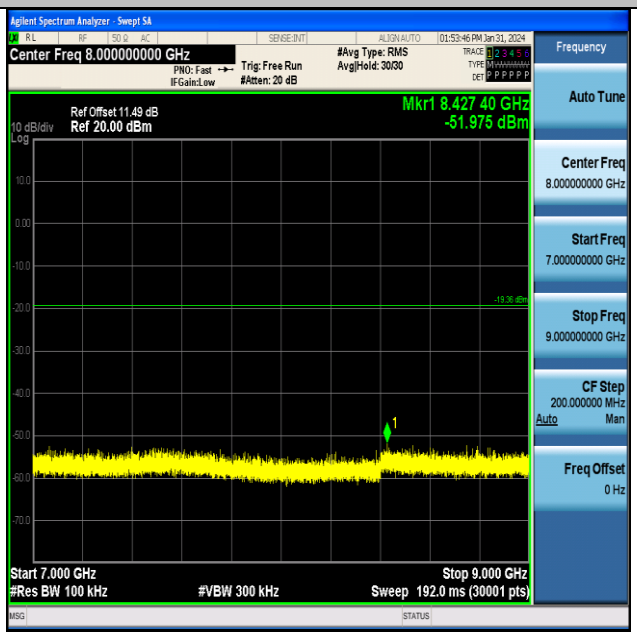

BLE_2M-Ant1-2480-7000~9000-PASS

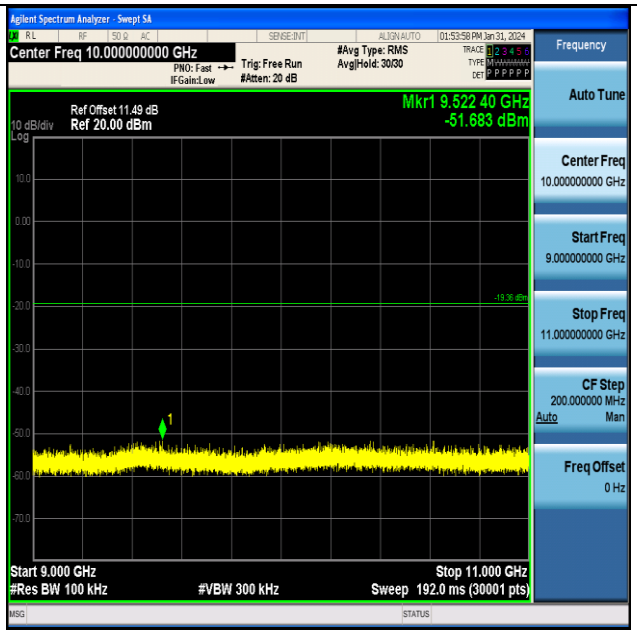

BLE_2M-Ant1-2480-9000~11000-PASS

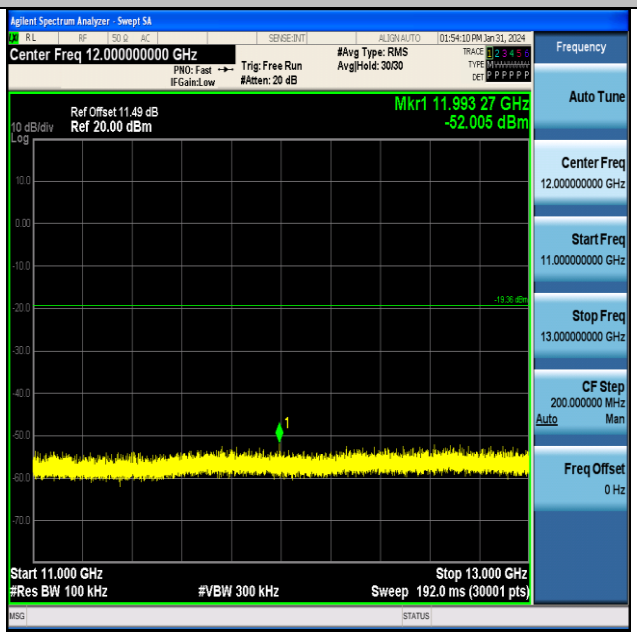

BLE_2M-Ant1-2480-11000~13000-PASS

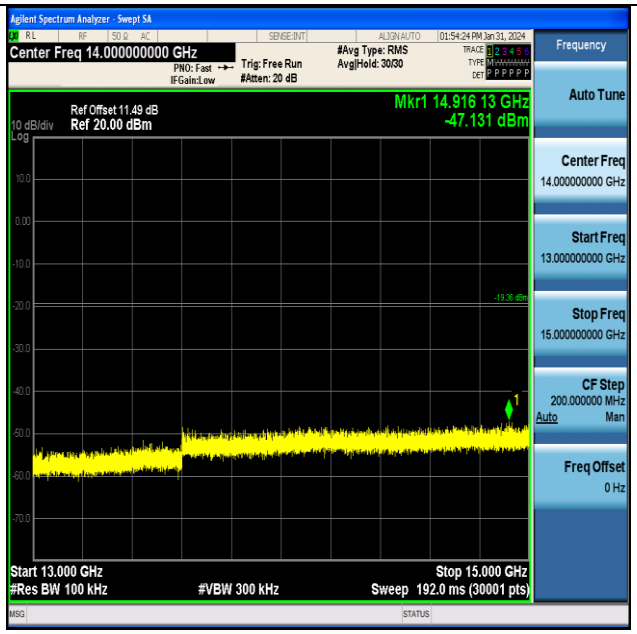

BLE_2M-Ant1-2480-13000~15000-PASS

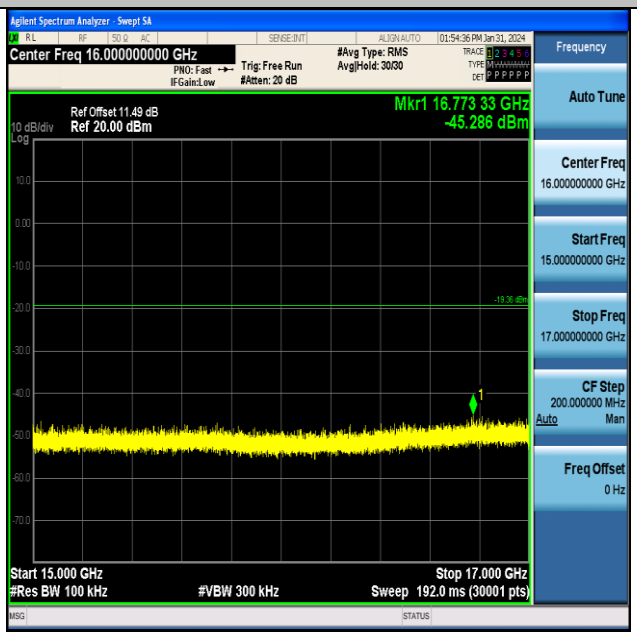

BLE_2M-Ant1-2480-15000~17000-PASS

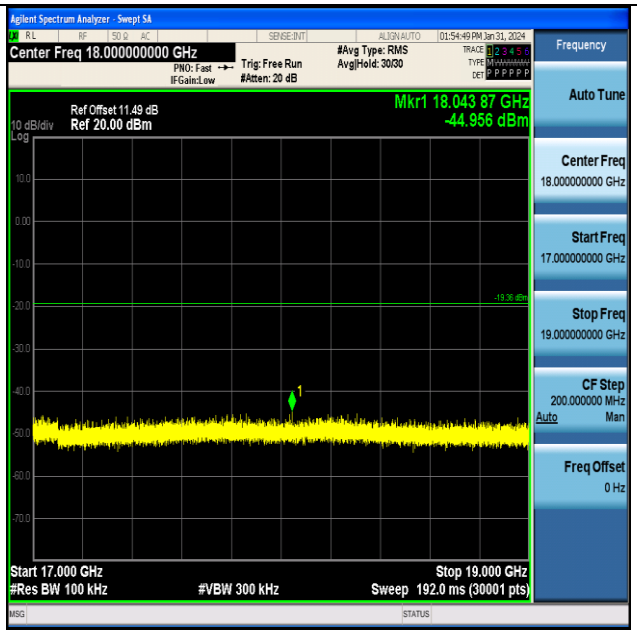

BLE_2M-Ant1-2480-17000~19000-PASS

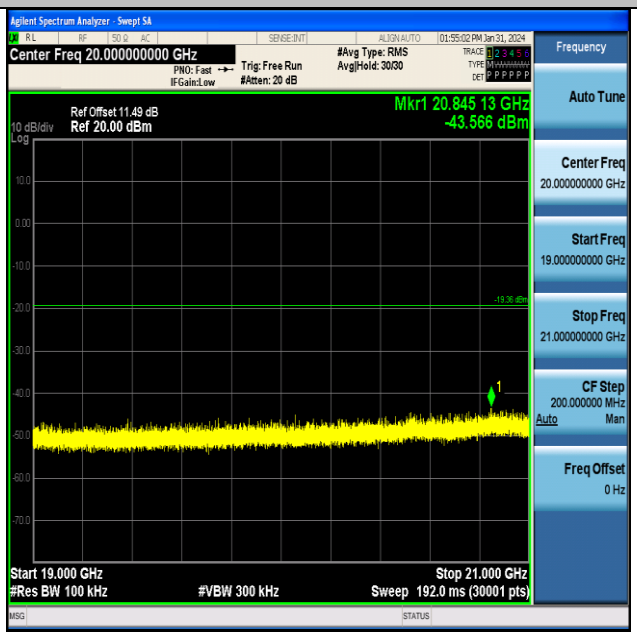

BLE_2M-Ant1-2480-19000~21000-PASS

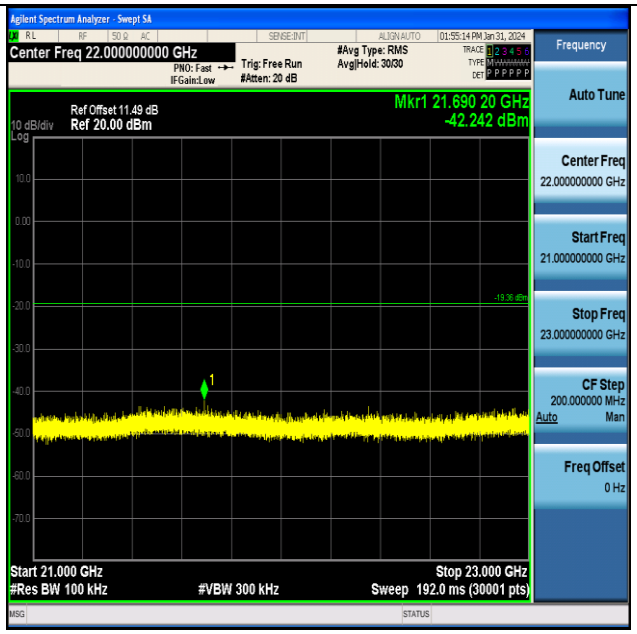

BLE_2M-Ant1-2480-21000~23000-PASS

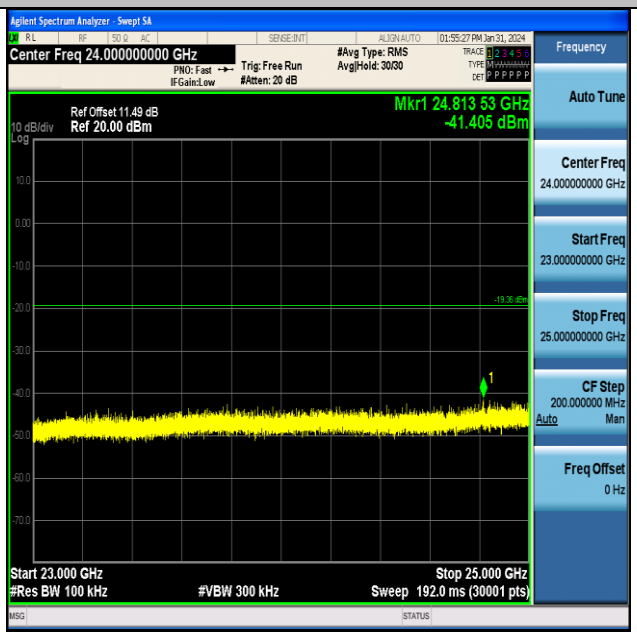

BLE_2M-Ant1-2480-23000~25000-PASS

11 TEST RESULT-APPENDIX G: DUTY CYCLE

TestMode	Antenna	Frequency[MHz]	ON Time [ms]	Period [ms]	Duty Cycle [%]	Duty Cycle Factor[dB]
BLE_1M	Ant1	2402	0.38	0.62	61.29	2.13
		2440	0.38	0.62	61.29	2.13
		2480	0.38	0.62	61.29	2.13
BLE_2M	Ant1	2402	0.05	0.62	8.06	10.94
		2440	0.05	0.62	8.06	10.94
		2480	0.05	0.62	8.06	10.94

Test Graphs

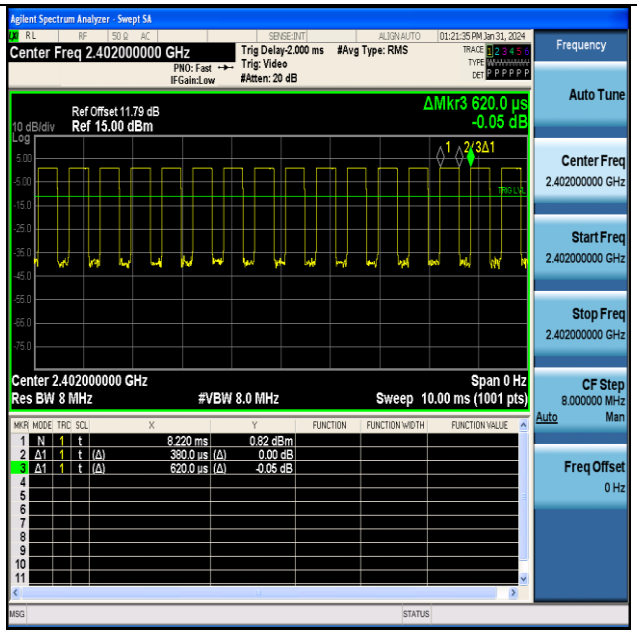

NTNV-BLE_1M-Ant1-2402

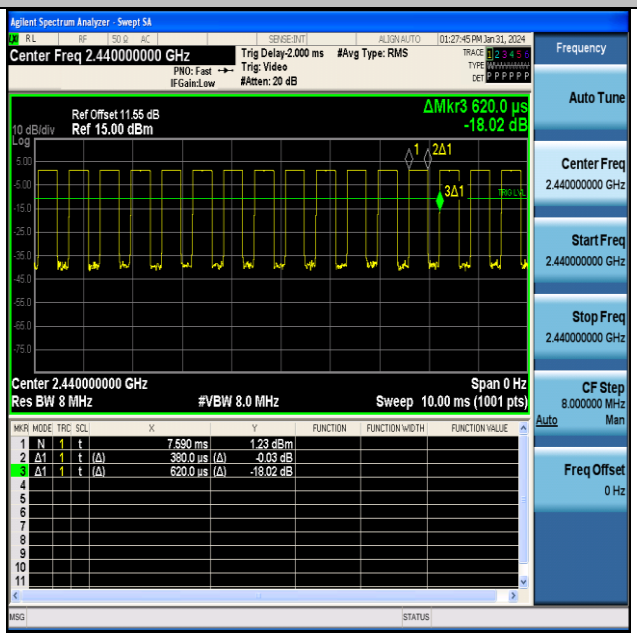

NTNV-BLE_1M-Ant1-2440

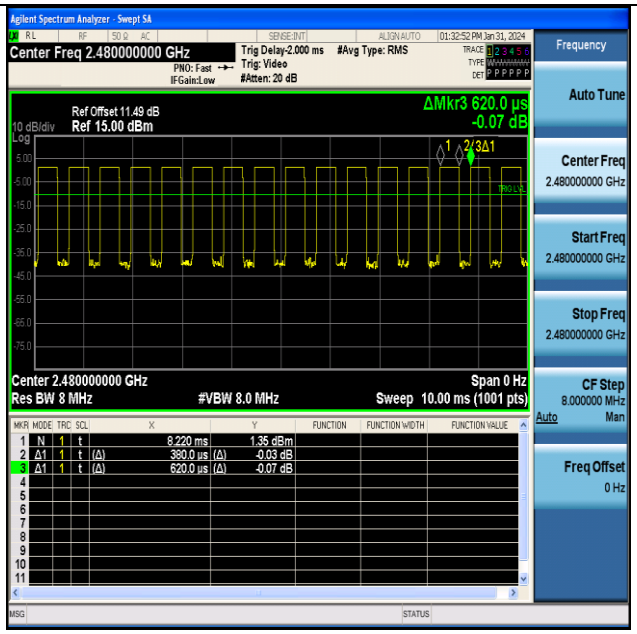

NTNV-BLE_1M-Ant1-2480

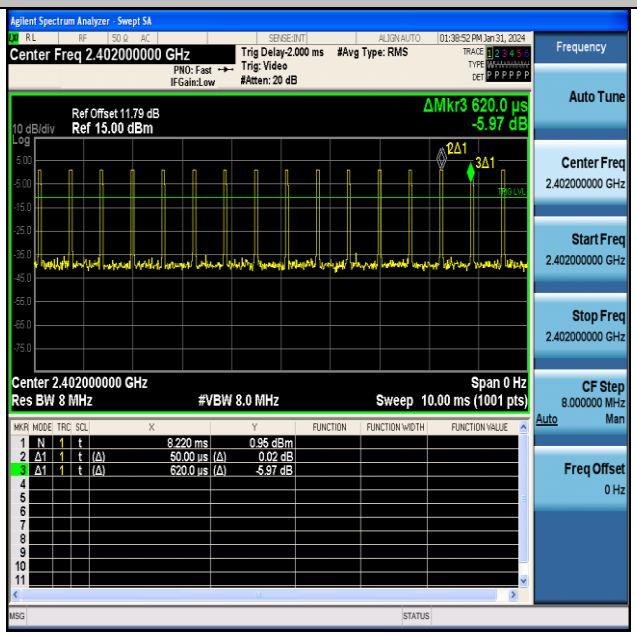

NTNV-BLE_2M-Ant1-2402

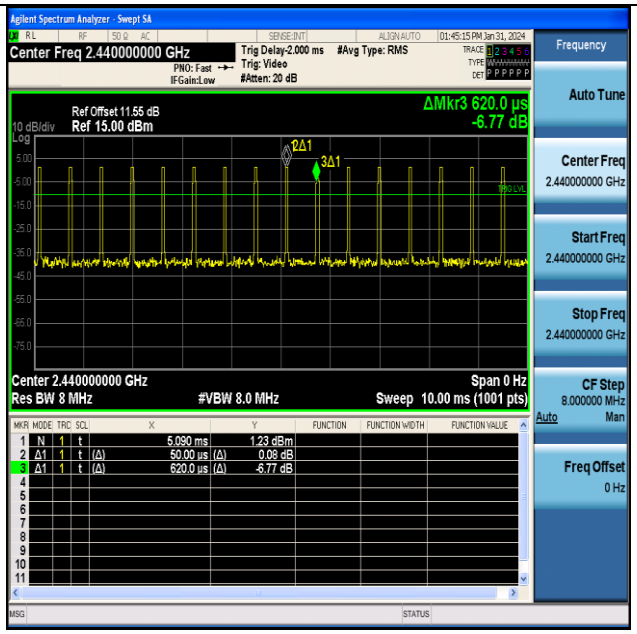

NTNV-BLE_2M-Ant1-2440

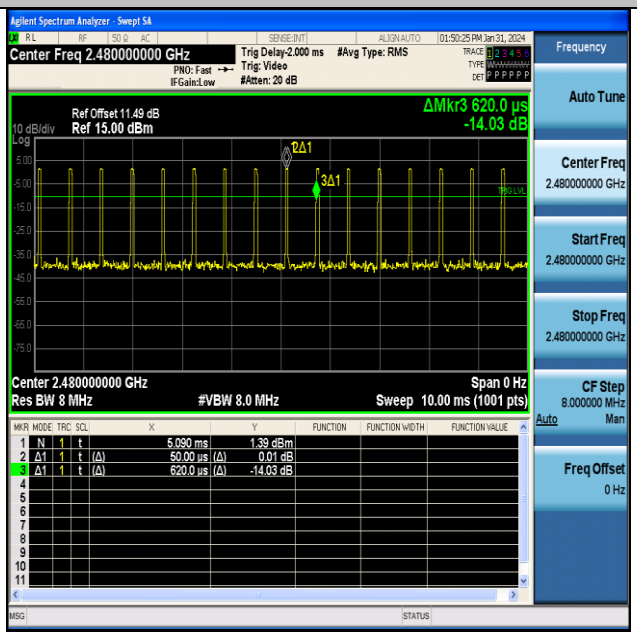

NTNV-BLE_2M-Ant1-2480

12 TEST RESULT-APPENDIX H: EMISSIONS IN RESTRICTED BANDS

Profile: 2410570R	Page No.: 13
Engineer: Pengchengyang	
Site: AC5	Time: 2024/02/03 - 08:39
Limit: FCC_Part15.209_RE(3m)	Margin: 0
Probe: Horn_3117_00167055(1-18GHz)	Polarity: Horizontal
EUT: POS Station	Power: AC 120V/60Hz
Note: Mode 1：Transmit at 2402MHz by LE_1Mbps	

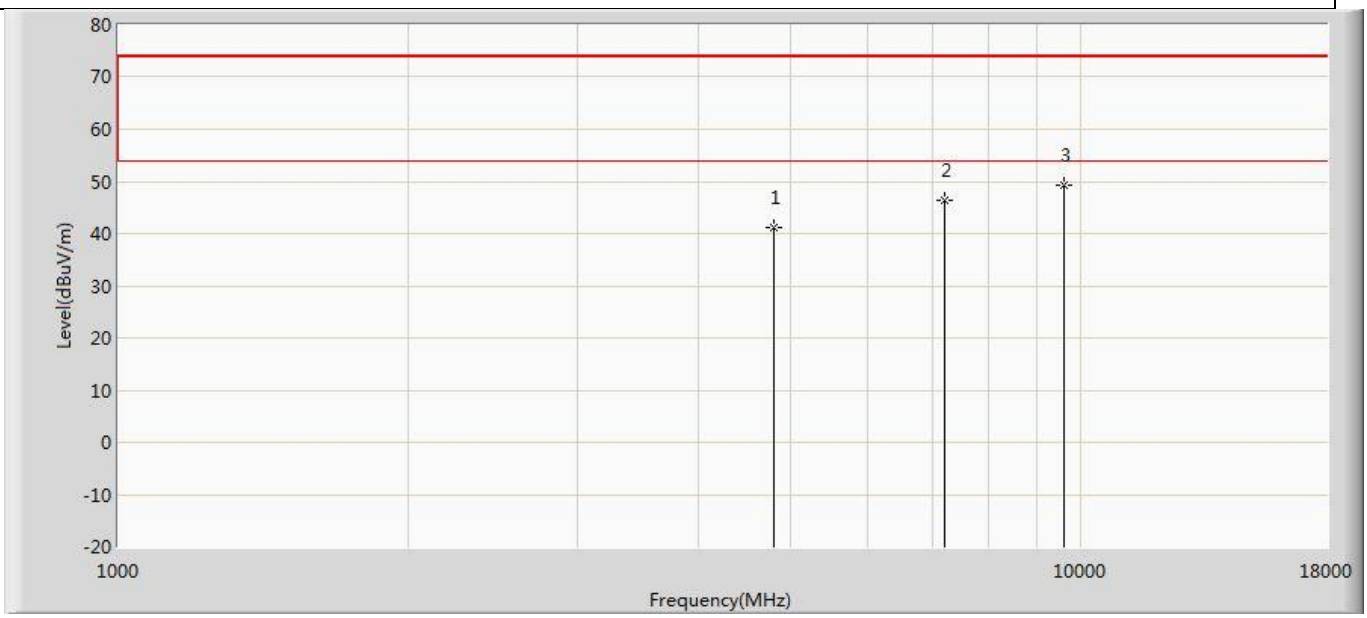

No	Mark	Frequency (MHz)	Measure Level (dBuV/m)	Reading Level (dBuV)	Over Limit (dB)	Limit (dBuV/m)	Factor (dB)	Type
1		4804.000	41.171	53.059	-32.829	74.000	-11.888	PK
2		7206.000	46.501	52.667	-27.499	74.000	-6.166	PK
3	*	9608.000	49.383	52.606	-24.617	74.000	-3.222	PK

Profile: 2410570R	Page No.: 14
Engineer: Pengchengyang	
Site: AC5	Time: 2024/02/03 - 08:40
Limit: FCC_Part15.209_RE(3m)	Margin: 0
Probe: Horn_3117_00167055(1-18GHz)	Polarity: Vertical
EUT: POS Station	Power: AC 120V/60Hz
Note: Mode 1：Transmit at 2402MHz by LE_1Mbps	

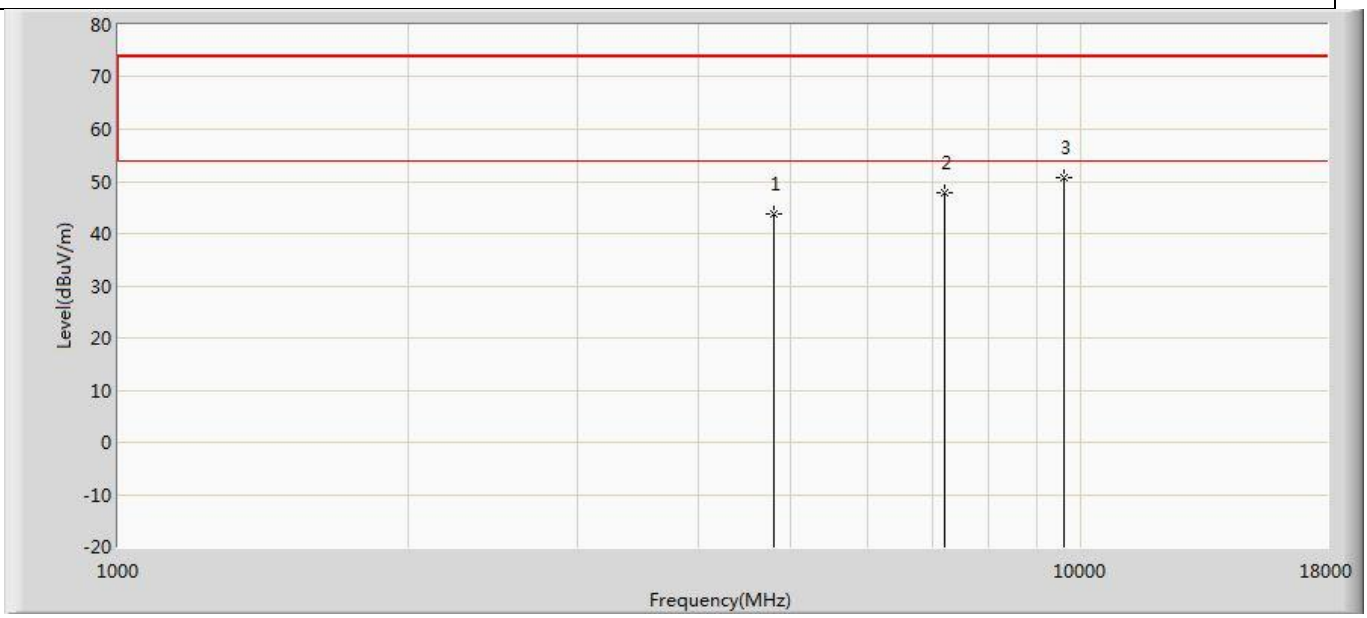

No	Mark	Frequency (MHz)	Measure Level (dBuV/m)	Reading Level (dBuV)	Over Limit (dB)	Limit (dBuV/m)	Factor (dB)	Type
1		4804.000	43.779	55.667	-30.221	74.000	-11.888	PK
2		7206.000	47.785	53.951	-26.215	74.000	-6.166	PK
3	*	9608.000	50.728	53.951	-23.272	74.000	-3.222	PK

Profile: 2410570R	Page No.: 15
Engineer: Pengchengyang	
Site: AC5	Time: 2024/02/03 - 08:40
Limit: FCC_Part15.209_RE(3m)	Margin: 0
Probe: Horn_3117_00167055(1-18GHz)	Polarity: Horizontal
EUT: POS Station	Power: AC 120V/60Hz
Note: Mode 1：Transmit at 2440MHz by LE_1Mbps	

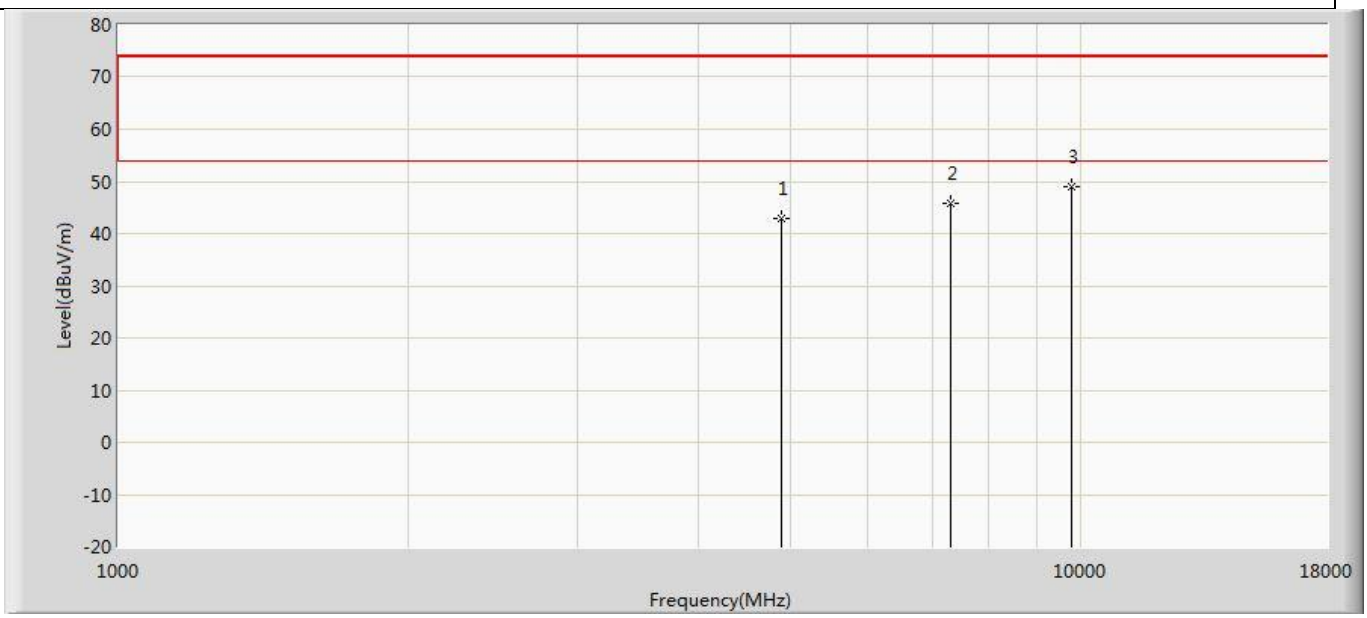

No	Mark	Frequency (MHz)	Measure Level (dBuV/m)	Reading Level (dBuV)	Over Limit (dB)	Limit (dBuV/m)	Factor (dB)	Type
1		4880.000	42.789	53.393	-31.211	74.000	-10.603	PK
2		7320.000	45.869	52.796	-28.131	74.000	-6.927	PK
3	*	9760.000	48.908	51.781	-25.092	74.000	-2.874	PK

Profile: 2410570R	Page No.: 16
Engineer: Pengchengyang	
Site: AC5	Time: 2024/02/03 - 08:40
Limit: FCC_Part15.209_RE(3m)	Margin: 0
Probe: Horn_3117_00167055(1-18GHz)	Polarity: Vertical
EUT: POS Station	Power: AC 120V/60Hz
Note: Mode 1：Transmit at 2440MHz by LE_1Mbps	

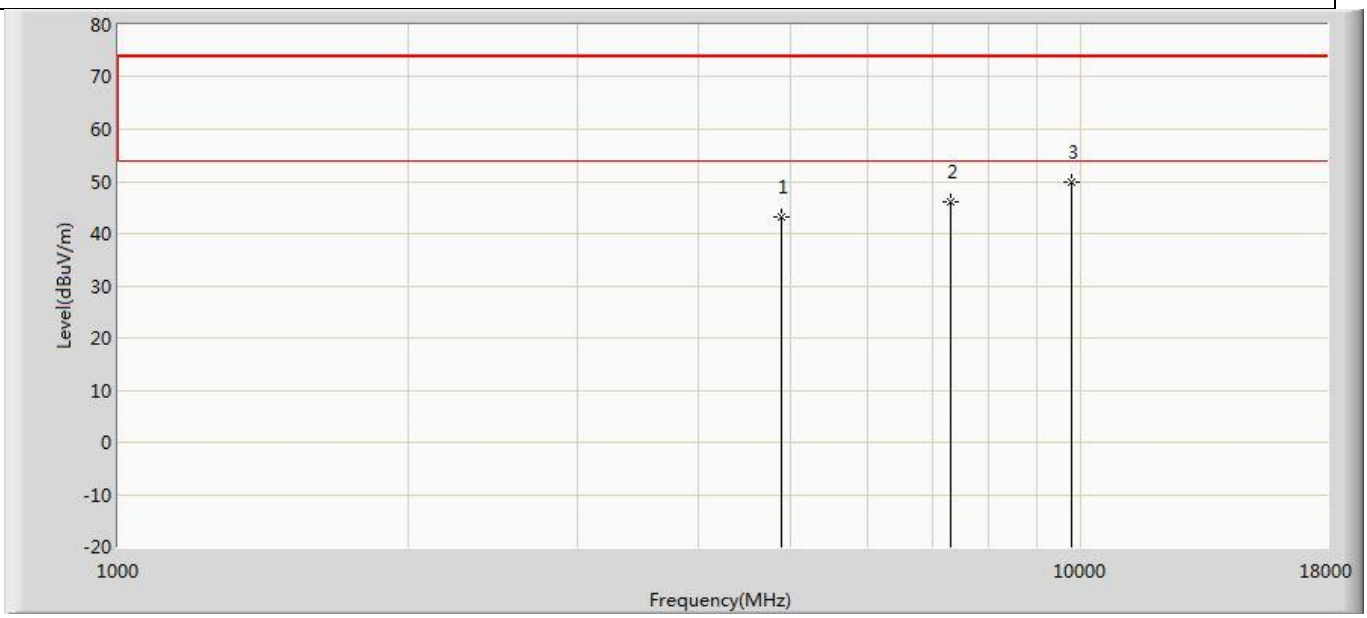

No	Mark	Frequency (MHz)	Measure Level (dBuV/m)	Reading Level (dBuV)	Over Limit (dB)	Limit (dBuV/m)	Factor (dB)	Type
1		4880.000	43.108	53.712	-30.892	74.000	-10.603	PK
2		7320.000	46.030	52.957	-27.970	74.000	-6.927	PK
3	*	9760.000	49.805	52.678	-24.195	74.000	-2.874	PK

Profile: 2410570R	Page No.: 17
Engineer: Pengchengyang	
Site: AC5	Time: 2024/02/03 - 08:40
Limit: FCC_Part15.209_RE(3m)	Margin: 0
Probe: Horn_3117_00167055(1-18GHz)	Polarity: Horizontal
EUT: POS Station	Power: AC 120V/60Hz
Note: Mode 1：Transmit at 2480MHz by LE_1Mbps	

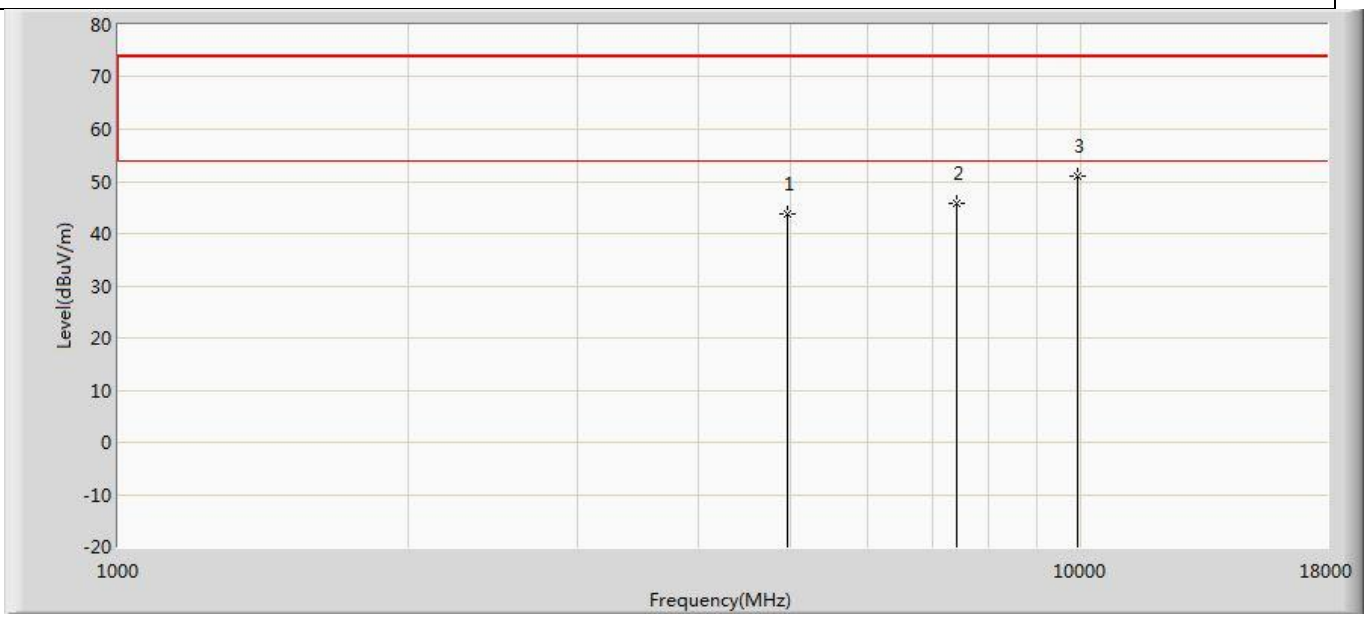

No	Mark	Frequency (MHz)	Measure Level (dBuV/m)	Reading Level (dBuV)	Over Limit (dB)	Limit (dBuV/m)	Factor (dB)	Type
1		4960.000	43.833	54.539	-30.167	74.000	-10.707	PK
2		7440.000	45.717	52.496	-28.283	74.000	-6.779	PK
3	*	9920.000	50.877	52.699	-23.123	74.000	-1.821	PK

Profile: 2410570R	Page No.: 18
Engineer: Pengchengyang	
Site: AC5	Time: 2024/02/03 - 08:40
Limit: FCC_Part15.209_RE(3m)	Margin: 0
Probe: Horn_3117_00167055(1-18GHz)	Polarity: Vertical
EUT: POS Station	Power: AC 120V/60Hz
Note: Mode 1：Transmit at 2480MHz by LE_1Mbps	

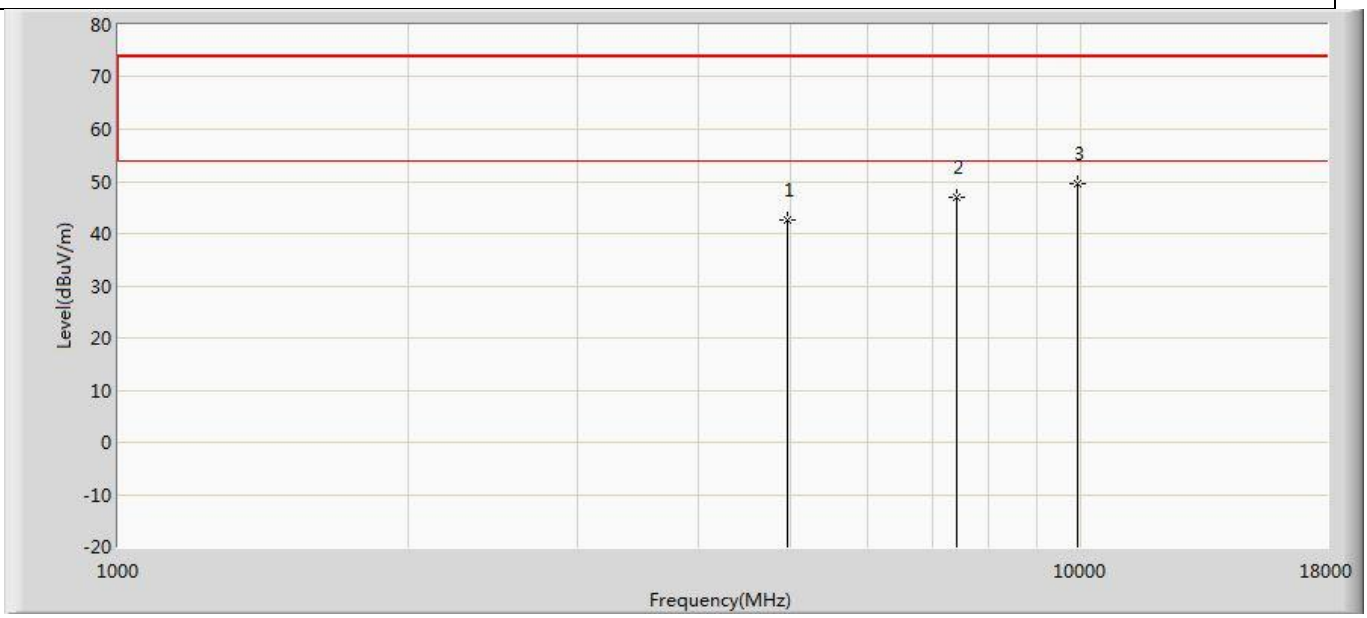

No	Mark	Frequency (MHz)	Measure Level (dBuV/m)	Reading Level (dBuV)	Over Limit (dB)	Limit (dBuV/m)	Factor (dB)	Type
1		4960.000	42.609	53.315	-31.391	74.000	-10.707	PK
2		7440.000	47.012	53.791	-26.988	74.000	-6.779	PK
3	*	9920.000	49.700	51.522	-24.300	74.000	-1.821	PK

Profile: 2410570R	Page No.: 19
Engineer: Pengchengyang	
Site: AC5	Time: 2024/02/03 - 08:40
Limit: FCC_Part15.209_RE(3m)	Margin: 0
Probe: Horn_3117_00167055(1-18GHz)	Polarity: Horizontal
EUT: POS Station	Power: AC 120V/60Hz
Note: Mode 2：Transmit at 2402MHz by LE_2Mbps	

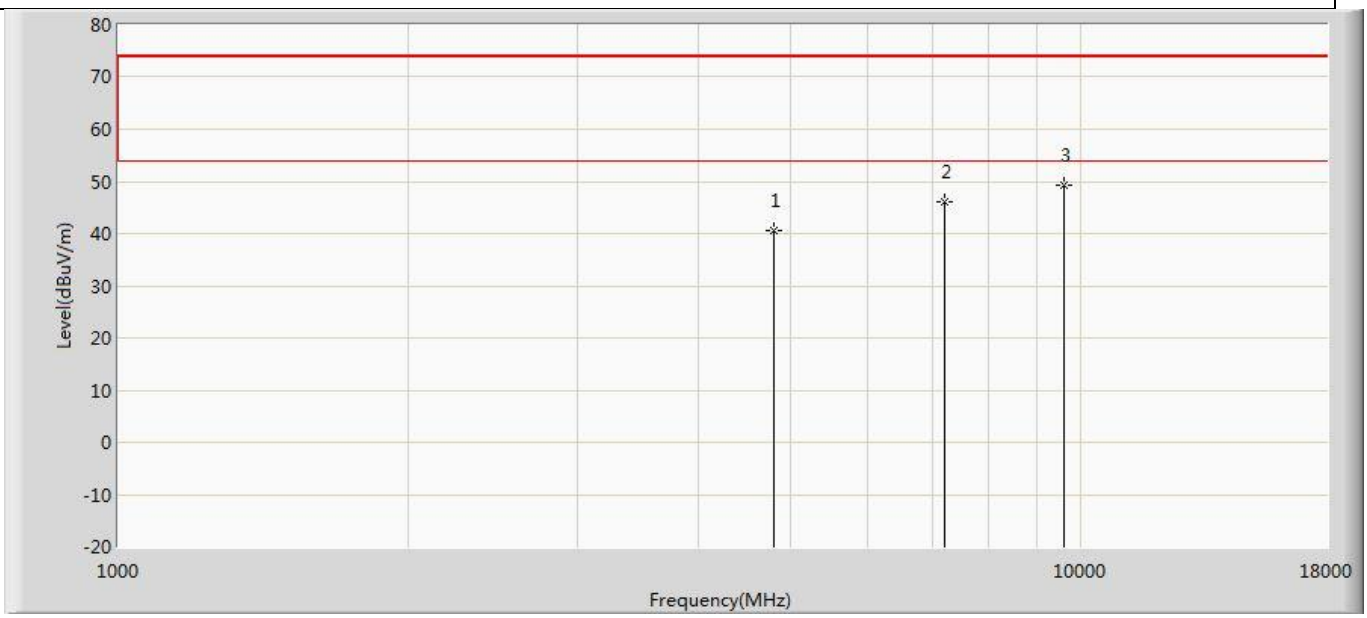

No	Mark	Frequency (MHz)	Measure Level (dBuV/m)	Reading Level (dBuV)	Over Limit (dB)	Limit (dBuV/m)	Factor (dB)	Type
1		4804.000	40.713	52.601	-33.287	74.000	-11.888	PK
2		7206.000	46.177	52.343	-27.823	74.000	-6.166	PK
3	*	9608.000	49.380	52.603	-24.620	74.000	-3.222	PK

Profile: 2410570R	Page No.: 20
Engineer: Pengchengyang	
Site: AC5	Time: 2024/02/03 - 08:40
Limit: FCC_Part15.209_RE(3m)	Margin: 0
Probe: Horn_3117_00167055(1-18GHz)	Polarity: Vertical
EUT: POS Station	Power: AC 120V/60Hz
Note: Mode 2：Transmit at 2402MHz by LE_2Mbps	

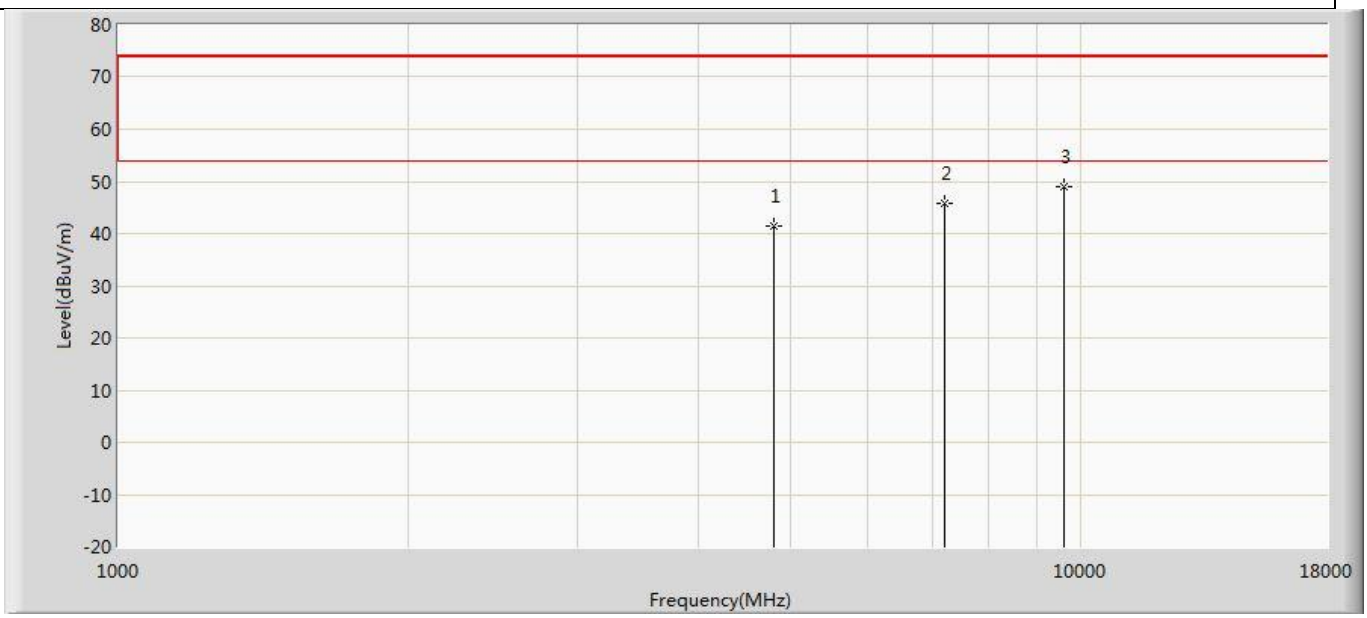

No	Mark	Frequency (MHz)	Measure Level (dBuV/m)	Reading Level (dBuV)	Over Limit (dB)	Limit (dBuV/m)	Factor (dB)	Type
1		4804.000	41.387	53.275	-32.613	74.000	-11.888	PK
2		7206.000	45.942	52.108	-28.058	74.000	-6.166	PK
3	*	9608.000	49.089	52.312	-24.911	74.000	-3.222	PK

Profile: 2410570R	Page No.: 21
Engineer: Pengchengyang	
Site: AC5	Time: 2024/02/03 - 08:40
Limit: FCC_Part15.209_RE(3m)	Margin: 0
Probe: Horn_3117_00167055(1-18GHz)	Polarity: Horizontal
EUT: POS Station	Power: AC 120V/60Hz
Note: Mode 2：Transmit at 2440MHz by LE_2Mbps	

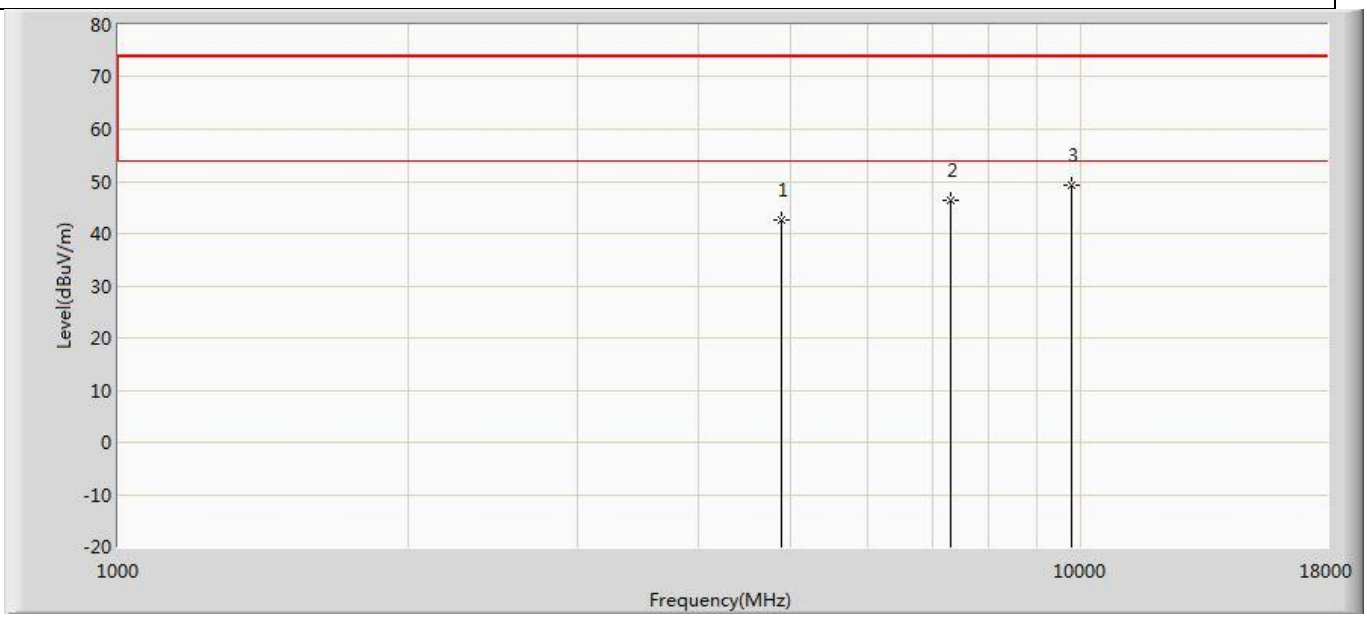

No	Mark	Frequency (MHz)	Measure Level (dBuV/m)	Reading Level (dBuV)	Over Limit (dB)	Limit (dBuV/m)	Factor (dB)	Type
1		4880.000	42.589	53.193	-31.411	74.000	-10.603	PK
2		7320.000	46.280	53.207	-27.720	74.000	-6.927	PK
3	*	9760.000	49.187	52.060	-24.813	74.000	-2.874	PK

Profile: 2410570R	Page No.: 22
Engineer: Pengchengyang	
Site: AC5	Time: 2024/02/03 - 08:40
Limit: FCC_Part15.209_RE(3m)	Margin: 0
Probe: Horn_3117_00167055(1-18GHz)	Polarity: Vertical
EUT: POS Station	Power: AC 120V/60Hz
Note: Mode 2：Transmit at 2440MHz by LE_2Mbps	

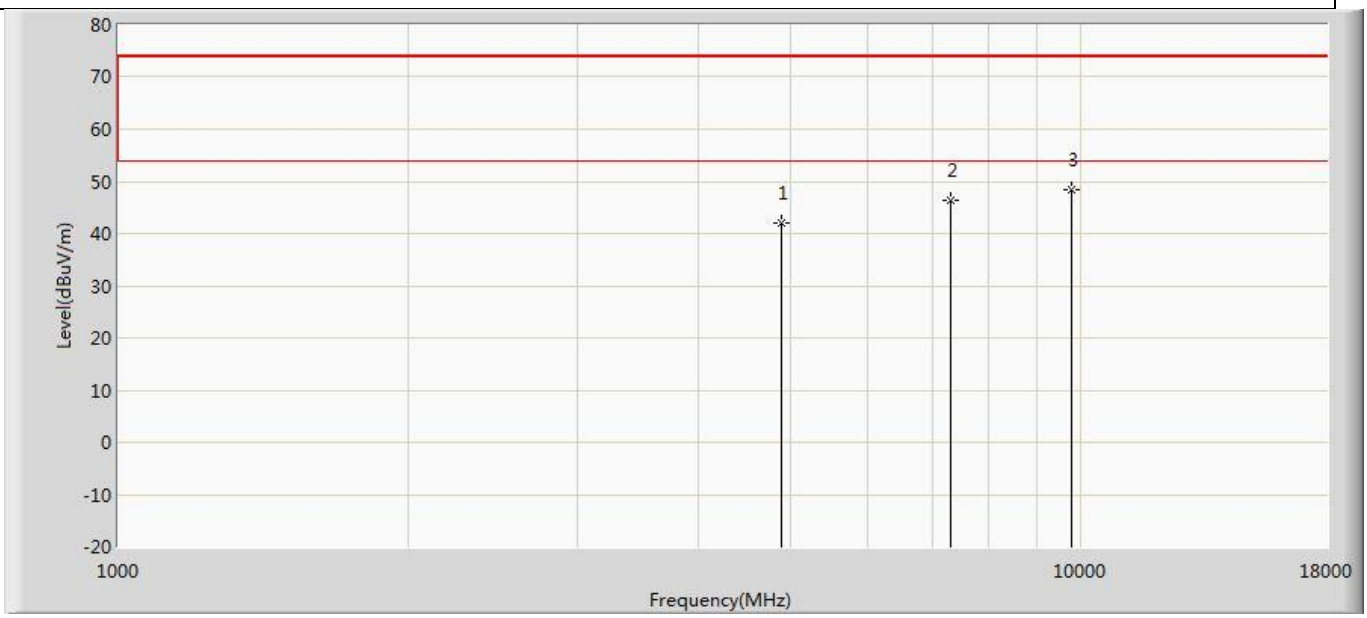

No	Mark	Frequency (MHz)	Measure Level (dBuV/m)	Reading Level (dBuV)	Over Limit (dB)	Limit (dBuV/m)	Factor (dB)	Type
1		4880.000	42.090	52.694	-31.910	74.000	-10.603	PK
2		7320.000	46.410	53.337	-27.590	74.000	-6.927	PK
3	*	9760.000	48.438	51.311	-25.562	74.000	-2.874	PK

Profile: 2410570R	Page No.: 23
Engineer: Pengchengyang	
Site: AC5	Time: 2024/02/03 - 08:40
Limit: FCC_Part15.209_RE(3m)	Margin: 0
Probe: Horn_3117_00167055(1-18GHz)	Polarity: Horizontal
EUT: POS Station	Power: AC 120V/60Hz
Note: Mode 2：Transmit at 2480MHz by LE_2Mbps	

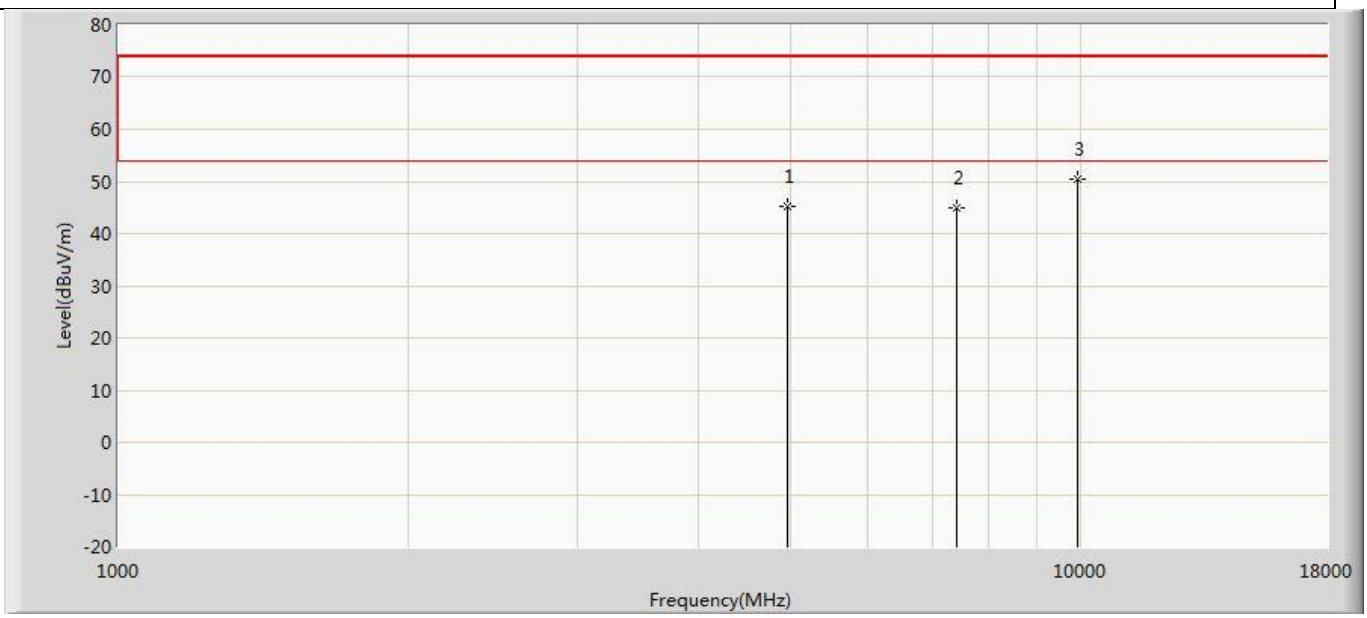

No	Mark	Frequency (MHz)	Measure Level (dBuV/m)	Reading Level (dBuV)	Over Limit (dB)	Limit (dBuV/m)	Factor (dB)	Type
1		4960.000	45.119	55.825	-28.881	74.000	-10.707	PK
2		7440.000	44.932	51.711	-29.068	74.000	-6.779	PK
3	*	9920.000	50.515	52.337	-23.485	74.000	-1.821	PK

Profile: 2410570R	Page No.: 24
Engineer: Pengchengyang	
Site: AC5	Time: 2024/02/03 - 08:40
Limit: FCC_Part15.209_RE(3m)	Margin: 0
Probe: Horn_3117_00167055(1-18GHz)	Polarity: Vertical
EUT: POS Station	Power: AC 120V/60Hz
Note: Mode 2：Transmit at 2480MHz by LE_2Mbps	

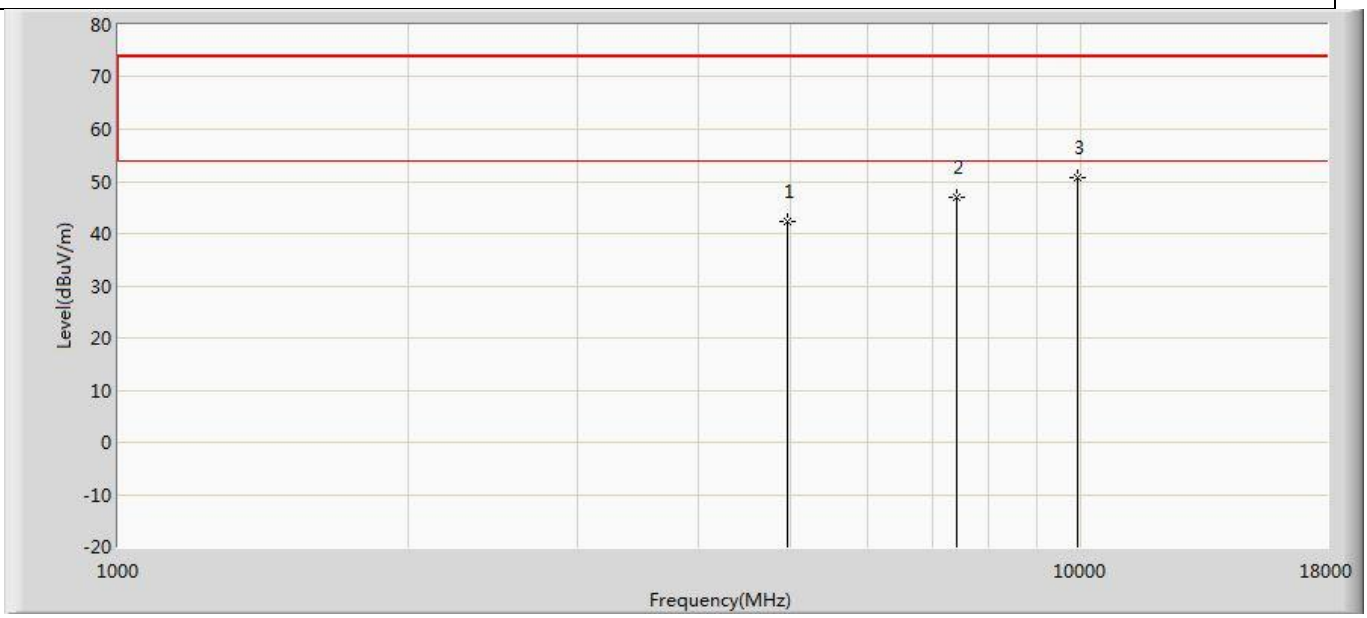

No	Mark	Frequency (MHz)	Measure Level (dBuV/m)	Reading Level (dBuV)	Over Limit (dB)	Limit (dBuV/m)	Factor (dB)	Type
1		4960.000	42.252	52.958	-31.748	74.000	-10.707	PK
2		7440.000	46.980	53.759	-27.020	74.000	-6.779	PK
3	*	9920.000	50.603	52.425	-23.397	74.000	-1.821	PK

Note:

1. " * ", means this data is the worst emission level.
2. Measurement Level = Reading Level + Factor(Probe+Cable-Amp). Test Photograph.

The worst case of Radiated Emission below 1GHz：

Profile: 2410570R	Page No.: 79
Engineer: Pengchengyang	
Site: AC2	Time: 2024/02/06 - 11:50
Limit: FCC_Part 15.109_RE (3m)_Class B	Margin: 0
Probe: CBL6112D_27613(30-1000MHz)	Polarity: Horizontal
EUT: POS Station	Power: AC 120V/60Hz
Note: Mode 1：Transmit at 2402MHz by LE_1Mbps	

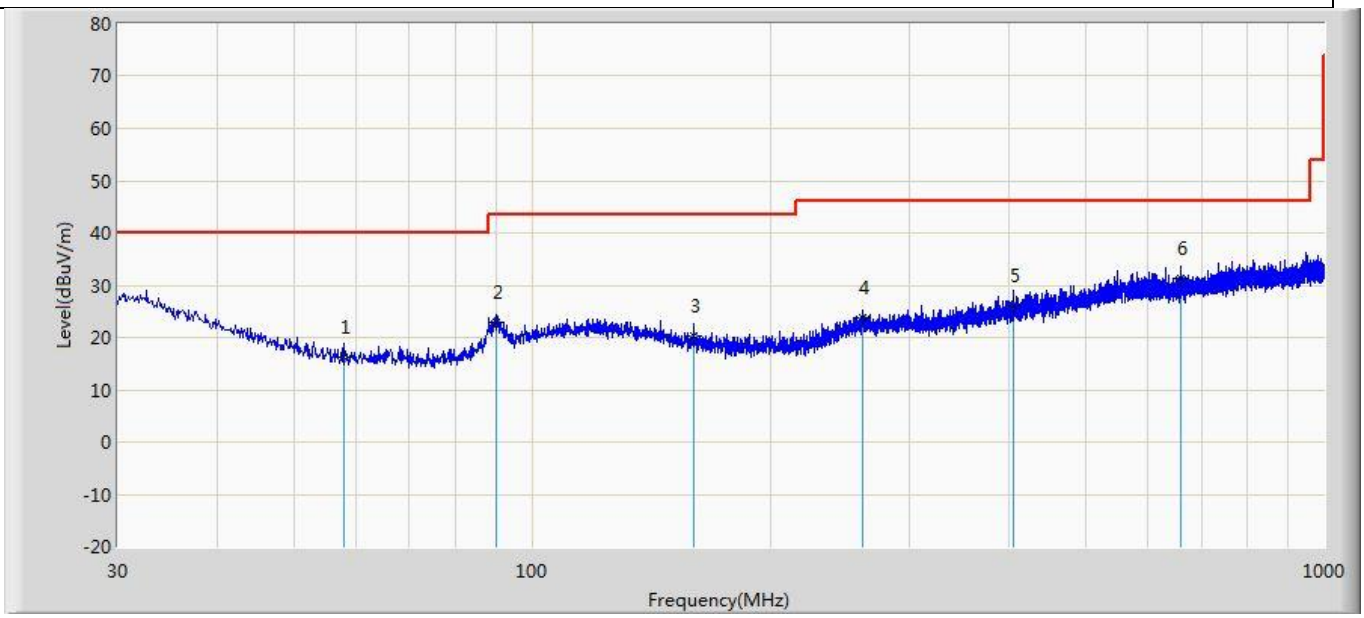

No	Mark	Frequency (MHz)	Measure Level (dBuV/m)	Reading Level (dBuV)	Over Limit (dB)	Limit (dBuV/m)	Factor (dB)	Type
1		58.009	16.258	2.983	-23.742	40.000	13.275	QP
2		90.019	22.940	7.046	-20.560	43.500	15.893	QP
3		159.980	20.197	3.216	-23.303	43.500	16.981	QP
4		260.981	23.850	3.026	-22.150	46.000	20.824	QP
5		404.905	26.190	2.452	-19.810	46.000	23.737	QP
6	*	660.379	31.357	3.849	-14.643	46.000	27.509	QP

Profile: 2410570R	Page No.: 80
Engineer: Pengchengyang	
Site: AC2	Time: 2024/02/06 - 11:50
Limit: FCC_Part 15.109_RE (3m)_Class B	Margin: 0
Probe: CBL6112D_27613(30-1000MHz)	Polarity: Vertical
EUT: POS Station	Power: AC 120V/60Hz
Note: Mode 1：Transmit at 2402MHz by LE_1Mbps	

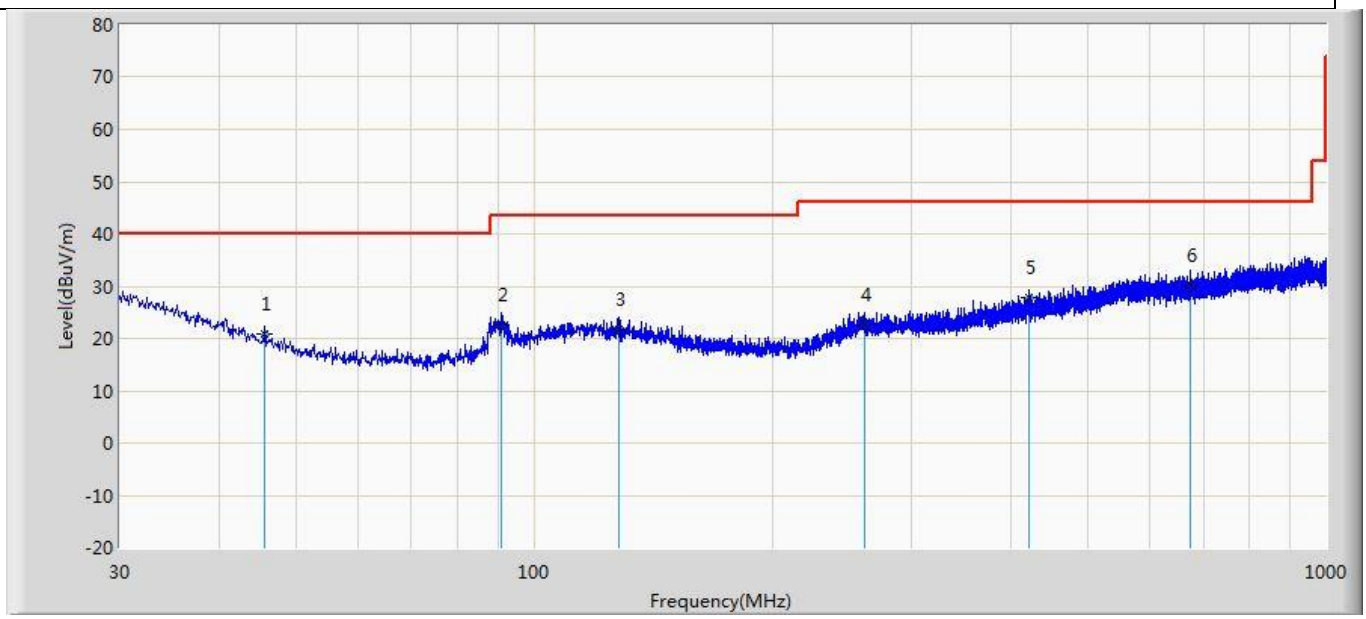

No	Mark	Frequency (MHz)	Measure Level (dBuV/m)	Reading Level (dBuV)	Over Limit (dB)	Limit (dBuV/m)	Factor (dB)	Type
1		45.763	20.740	4.100	-19.260	40.000	16.640	QP
2		90.989	22.690	6.576	-20.810	43.500	16.113	QP
3		127.728	21.699	2.552	-21.801	43.500	19.147	QP
4		261.224	22.687	1.877	-23.313	46.000	20.810	QP
5		421.638	27.946	3.876	-18.054	46.000	24.071	QP
6	*	673.474	30.169	2.581	-15.831	46.000	27.588	QP

Note:

1. " * ", means this data is the worst emission level.
2. Measurement Level = Reading Level + Factor(Probe+Cable-Amp)

13 TEST RESULT-APPENDIX I: AC POWER LINE CONDUCTED EMISSION

Profile: 2410570R	Page No.: 33
Engineer: Pengchengyang	
Site: TR1	Time: 2024/02/01 - 08:37
Limit: FCC_Part 15.107_CE_AC Power_Class B	Margin: 0
Probe: ENV216_101189(0.009-30MHz)	Polarity: Line
EUT: POS Station	Power: AC 120V/60Hz
Note: Mode: Line	

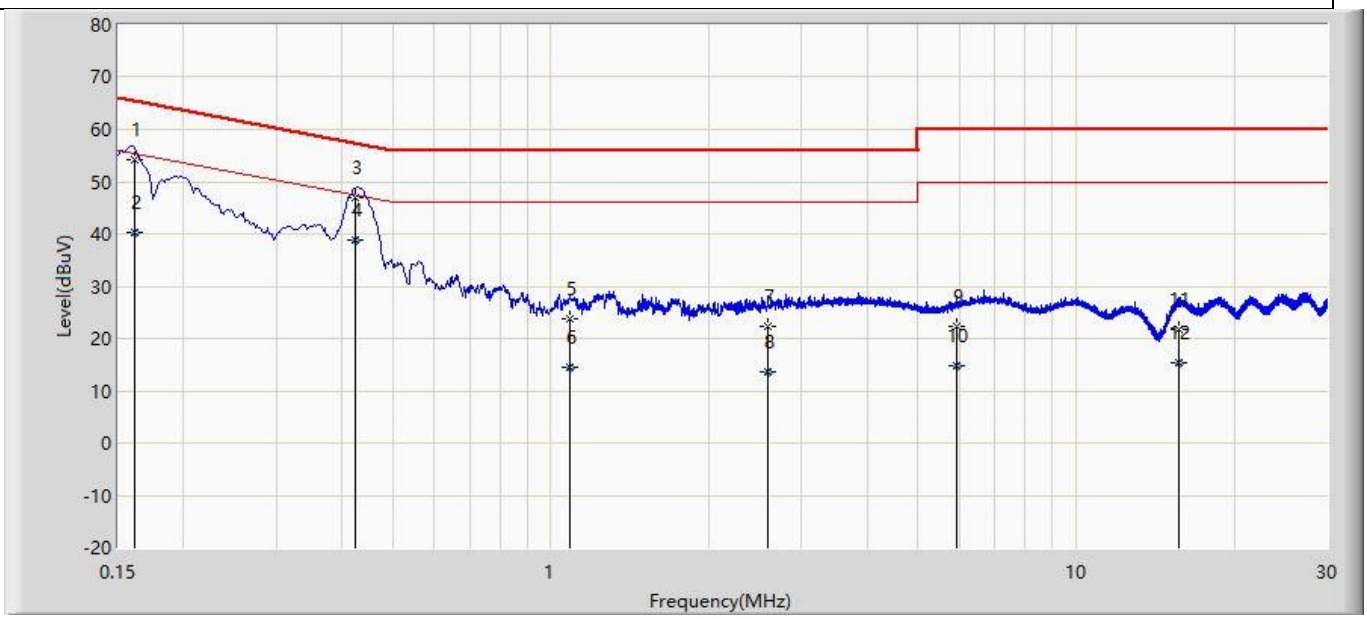

No	Mark	Frequency (MHz)	Measure Level (dBuV)	Reading Level (dBuV)	Over Limit (dB)	Limit (dBuV)	Factor (dB)	Type
1		0.161	54.065	44.441	-11.335	65.399	9.624	QP
2		0.161	40.154	30.530	-15.246	55.399	9.624	AV
3		0.424	46.818	37.185	-10.542	57.360	9.633	QP
4	*	0.424	38.967	29.334	-8.392	47.360	9.633	AV
5		1.086	23.792	14.119	-32.208	56.000	9.672	QP
6		1.086	14.475	4.803	-31.525	46.000	9.672	AV
7		2.589	22.362	12.652	-33.638	56.000	9.710	QP
8		2.589	13.507	3.797	-32.493	46.000	9.710	AV
9		5.935	22.231	12.445	-37.769	60.000	9.787	QP
10		5.935	14.759	4.972	-35.241	50.000	9.787	AV
11		15.695	21.789	11.810	-38.211	60.000	9.979	QP
12		15.695	15.425	5.446	-34.575	50.000	9.979	AV

Profile: 2410570R	Page No.: 34
Engineer: Pengchengyang	
Site: TR1	Time: 2024/02/01 - 08:38
Limit: FCC_Part 15.107_CE_AC Power_Class B	Margin: 0
Probe: ENV216_101189(0.009-30MHz)	Polarity: Neutral
EUT: POS Station	Power: AC 120V/60Hz
Note: Mode: Neutral	

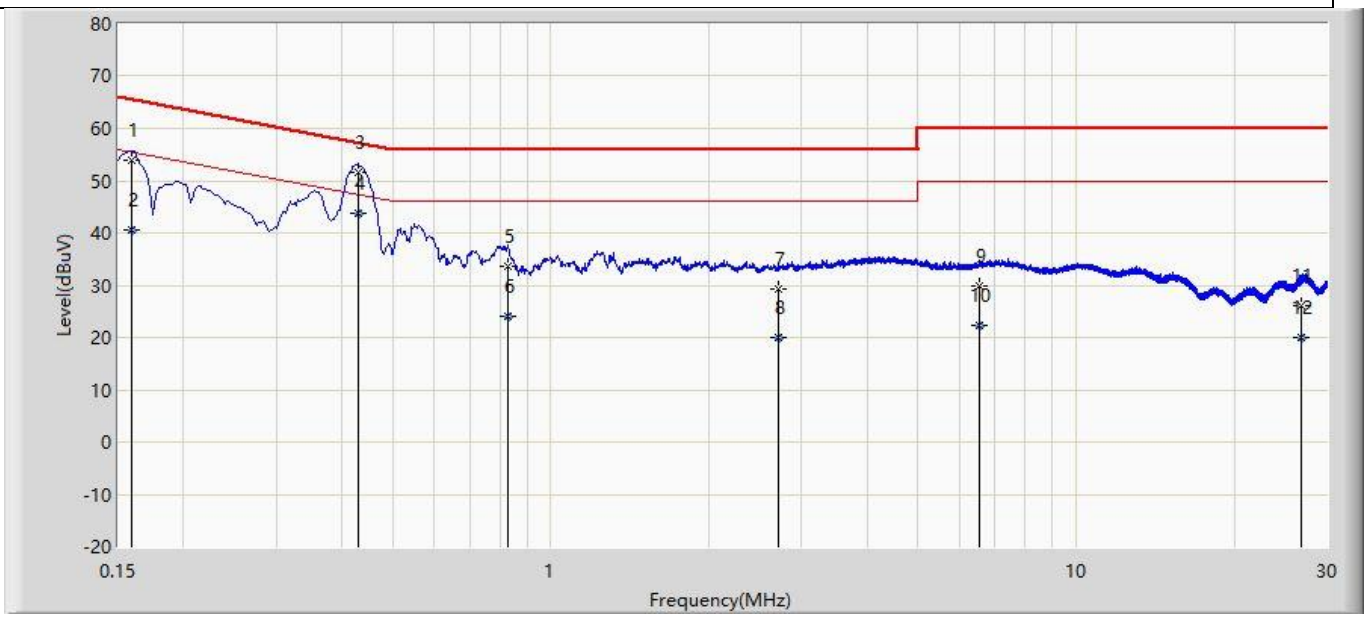

No	Mark	Frequency (MHz)	Measure Level (dBuV)	Reading Level (dBuV)	Over Limit (dB)	Limit (dBuV)	Factor (dB)	Type
1		0.159	53.890	44.260	-11.626	65.516	9.630	QP
2		0.159	40.517	30.887	-14.999	55.516	9.630	AV
3		0.429	51.533	41.889	-5.739	57.272	9.643	QP
4	*	0.429	43.793	34.149	-3.479	47.272	9.643	AV
5		0.830	33.695	24.033	-22.305	56.000	9.662	QP
6		0.830	24.072	14.411	-21.928	46.000	9.662	AV
7		2.711	29.325	19.606	-26.675	56.000	9.720	QP
8		2.711	20.089	10.369	-25.911	46.000	9.720	AV
9		6.558	29.734	19.927	-30.266	60.000	9.806	QP
10		6.558	22.444	12.637	-27.556	50.000	9.806	AV
11		26.840	26.019	15.904	-33.981	60.000	10.115	QP
12		26.840	19.936	9.821	-30.064	50.000	10.115	AV

1. " * ", means this data is the worst emission level.
2. Measurement Level = Reading Level + Factor(Probe+Cable-Amp)

The End