FCC Radio Test Report

FCC ID	:	**2AYTG-ADP21**
Equipment	:	**TLC Device**
Brand Name	:	**Total Linked Care**
Model Name	:	**ADJ11**
Applicant	:	**As Directed Plus,LLC 3900 Pelandale Avenue Suite 420, PMB#235, Modesto, California, United States 95356**
Manufacturer	:	**Megaforce Company Limited 1F., No. 5, Ziqiang St., Tucheng Dist., New Taipei City 236, Taiwan**
Standard	:	**47 CFR FCC Part 15.247**

The product was received on Dec. 03, 2020, and testing was started from Apr. 20, 2021 and completed on Apr. 22, 2021. We, SPORTON INTERNATIONAL INC. Hsinhua Laboratory, would like to declare that the tested sample has been evaluated in accordance with the procedures given in ANSI C63.10-2013 and shown compliance with the applicable technical standards.

The test results in this report apply exclusively to the tested model / sample. Without written approval of SPORTON INTERNATIONAL INC. Hsinhua Laboratory, the test report shall not be reproduced except in full.

Approved by: Allen Lin

SPORTON INTERNATIONAL INC. Hsinhua Laboratory

No.52, Huaya 1st Rd., Guishan Dist., Taoyuan City 333411, Taiwan (R.O.C.)

Table of Contents

HISTORY OF THIS TEST REPORT **3**

SUMMARY OF TEST RESULT **4**

1 GENERAL DESCRIPTION **5**

1.1 Information 5
1.2 Testing Applied Standards 7
1.3 Testing Location Information 7
1.4 Measurement Uncertainty 7

2 TEST CONFIGURATION OF EUT **8**

2.1 Test Channel Mode 8
2.2 The Worst Case Measurement Configuration 9
2.3 Accessories 10
2.4 Support Equipment 10
2.5 Test Setup Diagram 11

3 TRANSMITTER TEST RESULT **12**

3.1 AC Power-line Conducted Emissions 12
3.2 DTS Bandwidth 14
3.3 Maximum Conducted Output Power 15
3.4 Power Spectral Density 17
3.5 Emissions in Non-restricted Frequency Bands 18
3.6 Emissions in Restricted Frequency Bands 19

4 TEST EQUIPMENT AND CALIBRATION DATA **23**

APPENDIX A. TEST RESULTS OF AC POWER-LINE CONDUCTED EMISSIONS

APPENDIX B. TEST RESULTS OF DTS BANDWIDTH

APPENDIX C. TEST RESULTS OF MAXIMUM CONDUCTED OUTPUT POWER

APPENDIX D. TEST RESULTS OF POWER SPECTRAL DENSITY

APPENDIX E. TEST RESULTS OF EMISSIONS IN NON-RESTRICTED FREQUENCY BANDS

APPENDIX F. TEST RESULTS OF EMISSIONS IN RESTRICTED FREQUENCY BANDS

APPENDIX G. TEST PHOTOS

PHOTOGRAPHS OF EUT V01

History of this test report

Report No.	Version	Description	Issued Date
FR0N2540AC	01	Initial issue of report	Dec. 02, 2021
FR0N2540AC	02	Applicant address was modified (This report is the latest version replacing for the report issued on Dec. 02, 2021.)	Jan. 07, 2022

Summary of Test Result

Report Clause	Ref. Std. Clause	Test Items	Result (PASS/FAIL)	Remark
1.1.2	15.203	Antenna Requirement	PASS	-
3.1	15.207	AC Power-line Conducted Emissions	PASS	-
3.2	15.247(a)	DTS Bandwidth	PASS	-
3.3	15.247(b)	Maximum Conducted Output Power	PASS	-
3.4	15.247(e)	Power Spectral Density	PASS	-
3.5	15.247(d)	Emissions in Non-restricted Frequency Bands	PASS	-
3.6	15.247(d)	Emissions in Restricted Frequency Bands	PASS	-

Declaration of Conformity:
The test results with all measurement uncertainty excluded are presented in accordance with the regulation limits or requirements declared by manufacturers.
Comments and explanations:
None

Reviewed by: Sam Tsai

Report Producer: Amber Chiu

1 General Description

1.1 Information

1.1.1 RF General Information

Frequency Range (MHz)	IEEE Std. 802.11	Ch. Frequency (MHz)	Channel Number
2400-2483.5	b, g, n (HT20)	2412-2462	1-11 [11]

Band	Mode	BWch (MHz)	Nant
2.4-2.4835GHz	802.11b	20	1TX
2.4-2.4835GHz	802.11g	20	1TX
2.4-2.4835GHz	802.11n HT20	20	1TX

Note:
- 11b mode uses a combination of DSSS-DBPSK, DQPSK, CCK modulation.
- 11g and HT20 use a combination of OFDM-BPSK, QPSK, 16QAM, 64QAM modulation.
- BWch is the nominal channel bandwidth.

1.1.2 Antenna Information

Ant.	Brand	Model Name	Antenna Type	Connector	Gain (dBi)
1	TE	2118309-1	PCB	i-pex	3.7

Note 1: The EUT has one antenna.
For 2.4GHz function:
For IEEE 802.11 b/g/n mode (1TX/1RX)
Only Ant. 1 can be used as transmitting/receiving antenna.

1.1.3 EUT Information

Operational Condition				
EUT Power Type	From AC Adapter			
EUT Function	☒	Point-to-multipoint	☐	Point-to-point
Beamforming Function	☐	With beamforming	☒	Without beamforming

Type of EUT		
☒	Stand-alone	
☐	Combined (EUT where the radio part is fully integrated within another device)	
	Combined Equipment - Brand Name / Model No.:	…
☐	Plug-in radio (EUT intended for a variety of host systems)	
	Host System - Brand Name / Model No.:	…
☐	Other:	

1.1.4 Mode Test Duty Cycle

Mode	DC	DCF(dB)	T(s)	VBW(Hz) ≥ 1/T
802.11b_Nss1,(1Mbps)_1TX	0.986	0.06	n/a (DC>=0.98)	n/a (DC>=0.98)
802.11g_Nss1,(6Mbps)_1TX	0.934	0.3	1.429m	1k
802.11n HT20_Nss1,(MCS0)_1TX	0.93	0.32	1.337m	1k

Note. If DC < 0.98, the DCF was added while measuring Output power and PSD.

1.2 Testing Applied Standards

According to the specifications of the manufacturer, the EUT must comply with the requirements of the following standards:

- 47 CFR FCC Part 15
- ANSI C63.10-2013

The following reference test guidance is not within the scope of accreditation of TAF:

- KDB 558074 D01 v05r02
- KDB 414788 D01 v01r01

1.3 Testing Location Information

Test Lab.：Sporton International Inc. Hsinhua Laboratory				
☒ Hsinhua (**TAF:** 3785)	**ADD:** No.52, Huaya 1st Rd., Guishan Dist., Taoyuan City 333411, Taiwan (R.O.C.)			
	TEL: 886-3-327-3456		**FAX:** 886-3-327-0973	
Test site Designation No. TW3785 with FCC.				
Test Condition	**Test Site No.**	**Test Engineer**	**Test Environment**	**Test Date**
AC Conduction	CO04-HY	Edward Wang	21.2~22.3°C / 58~63%	22/Apr/2021
RF Conducted	TH06-HY	Johnny Yu	20.1~26.9°C / 50~60%	21/Apr/2021
☒ Wen 33rd.St. (**TAF:** 3785)	**ADD:** No.14-1, Ln. 19, Wen 33rd St., Guishan Dist., Taoyuan City 333010, Taiwan (R.O.C.)			
	TEL: 886-3-318-0787		**FAX:** 886-3-318-0287	
Test site Designation No. TW0008 with FCC.				
Test Condition	**Test Site No.**	**Test Engineer**	**Test Environment**	**Test Date**
Radiated	03CH09-HY	Andy Hsu	21.8~27.5°C / 53~65%	20/Apr/2021~21/Apr/2021

1.4 Measurement Uncertainty

ISO/IEC 17025 requires that an estimate of the measurement uncertainties associated with the emissions test results be included in the report. The measurement uncertainties given below are based on a 95% confidence level (based on a coverage factor (k=2)

Test Items	**Uncertainty**	**Remark**
Conducted Emission (150kHz ~ 30MHz)	0.9 dB	Confidence levels of 95%
Radiated Emission (9kHz ~ 30MHz)	2.4 dB	Confidence levels of 95%
Radiated Emission (30MHz ~ 1,000MHz)	3.7 dB	Confidence levels of 95%
Radiated Emission (1GHz ~ 18GHz)	3.6 dB	Confidence levels of 95%
Radiated Emission (18GHz ~ 40GHz)	3.5 dB	Confidence levels of 95%
Conducted Emission	1.0 dB	Confidence levels of 95%
Temperature	0.41 °C	Confidence levels of 95%
Humidity	3.4 %	Confidence levels of 95%

2 Test Configuration of EUT

2.1 Test Channel Mode

Test Software Version	Putty Release 0.62

Mode	Power Setting
802.11b_Nss1,(1Mbps)_1TX	-
2412MHz	87
2417MHz	87
2437MHz	93
2457MHz	89
2462MHz	89
802.11g_Nss1,(6Mbps)_1TX	-
2412MHz	72
2417MHz	73
2437MHz	92
2457MHz	77
2462MHz	70
802.11n HT20_Nss1,(MCS0)_1TX	-
2412MHz	72
2417MHz	78
2437MHz	91
2457MHz	76
2462MHz	68

2.2 The Worst Case Measurement Configuration

The Worst Case Mode for Following Conformance Tests	
Tests Item	AC power-line conducted emissions
Condition	AC power-line conducted measurement for line and neutral Test Voltage: 120Vac / 60Hz
Operating Mode	CTX
1	Adapter mode

The Worst Case Mode for Following Conformance Tests	
Tests Item	DTS Bandwidth Maximum Conducted Output Power Power Spectral Density Emissions in Non-restricted Frequency Bands
Test Condition	Conducted measurement at transmit chains

The Worst Case Mode for Following Conformance Tests	
Tests Item	Emissions in Restricted Frequency Bands
Test Condition	Radiated measurement If EUT consist of multiple antenna assembly (multiple antenna are used in EUT regardless of spatial multiplexing MIMO configuration), the radiated test should be performed with highest antenna gain of each antenna type.
Operating Mode < 1GHz	CTX
1	Adapter mode
Operating Mode > 1GHz	CTX
Orthogonal Planes of EUT	**Z Plane**

2.3 Accessories

Accessories				
AC Adapter	Brand Name	CUI INC	Model Name	SWI10-5-N
	Manufacturer	CUI INC	S/N	1520HB
	Power Rating	I/P:100 - 240Vac, 0.5A, O/P:5 Vdc, 2A		
	Power Cord	1.5 meter, non-shielded cable, w/o ferrite core		
Key * 2	Brand Name	SUO KE AN	Model Name	C529

Reminder: Regarding to more detail and other information, please refer to user manual.

2.4 Support Equipment

Support Equipment – Conducted					
No.	**Equipment**	**Brand Name**	**Model Name**	**FCC ID**	**Remark**
1	Notebook	DELL	E5410	-	-
2	Adapter for NB	DELL	HA65NM130	-	-

2.5 Test Setup Diagram

Test Setup Diagram – AC Line Conducted Emission Test

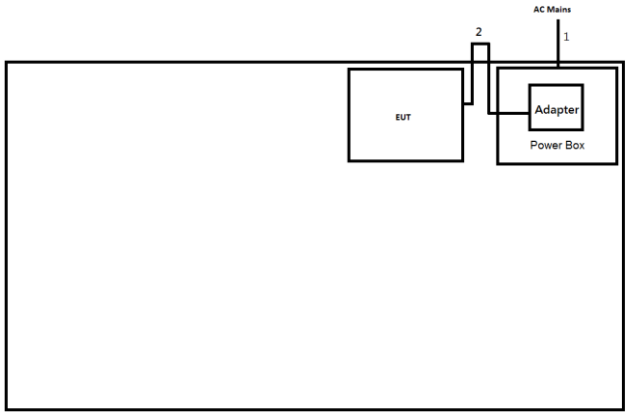

Item	Connection	Shielded	Length(m)	Remark
1	AC Power cable	No	1.8	-
2	DC Power cable	No	1.5	-

Test Setup Diagram - Radiated Test

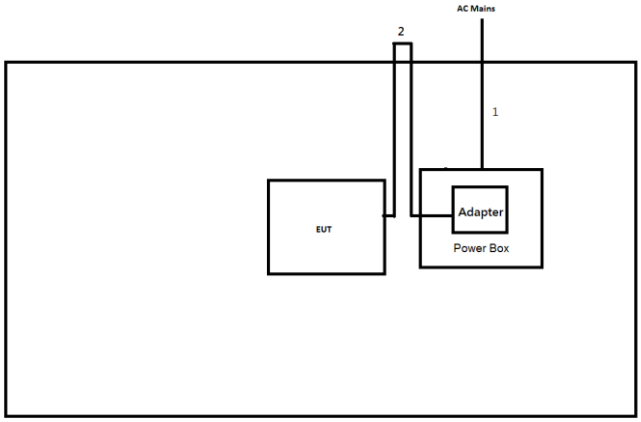

Item	Connection	Shielded	Length(m)	Remark
1	AC Power cable	No	1.8	-
2	DC Power cable	No	1.5	-

3 Transmitter Test Result

3.1 AC Power-line Conducted Emissions

3.1.1 AC Power-line Conducted Emissions Limit

AC Power-line Conducted Emissions Limit		
Frequency Emission (MHz)	**Quasi-Peak**	**Average**
0.15-0.5	66 - 56 *	56 - 46 *
0.5-5	56	46
5-30	60	50
Note 1: * Decreases with the logarithm of the frequency.		

3.1.2 Measuring Instruments

Refer a test equipment and calibration data table in this test report.

3.1.3 Test Procedures

Test Method
☒ Refer as ANSI C63.10-2013, clause 6.2 for AC power-line conducted emissions.

3.1.4 Measurement Results Calculation

The measured Level is calculated using:

Corrected Reading: Raw(Read Level) +LISN(LISN Factor) + CL(Cable Loss) + AT(Attenuator).

3.1.5 Test Setup

AC Power-line Conducted Emissions

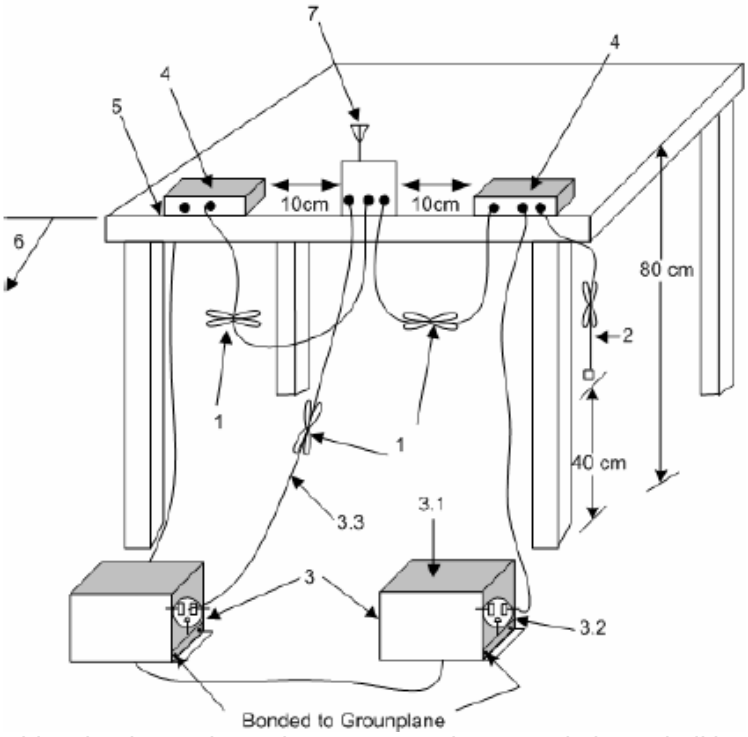

1—Interconnecting cables that hang closer than 40 cm to the ground plane shall be folded back and forth in the center forming a bundle 30 cm to 40 cm long.
2—The I/O cables that are not connected to an accessory shall be bundled in the center. The end of the cable may be terminated, if required, using the correct terminating impedance. The overall length shall not exceed 1 m.
3—EUT connected to one LISN. Unused LISN measuring port connectors shall be terminated in 50Ω loads. LISN may be placed on top of, or immediately beneath, reference ground plane.
3.1—All other equipment powered from additional LISN(s).
3.2—A multiple-outlet strip may be used for multiple power cords of non-EUT equipment.
3.3—LISN at least 80 cm from nearest part of EUT chassis.
4—Non-EUT components of EUT system being tested.
5—Rear of EUT, including peripherals, shall all be aligned and flush with edge of tabletop.
6—Edge of tabletop shall be 40 cm removed from a vertical conducting plane that is bonded to the ground plane.
7—Antenna can be integral or detachable. If detachable, then the antenna shall be attached for this test.

3.1.6 Test Result of AC Power-line Conducted Emissions

Refer as Appendix A

3.2 DTS Bandwidth

3.2.1 6dB Bandwidth Limit

6dB Bandwidth Limit
Systems using digital modulation techniques:
▪ 6 dB bandwidth ≥ 500 kHz.

3.2.2 Measuring Instruments

Refer a test equipment and calibration data table in this test report.

3.2.3 Test Procedures

Test Method	
▪ For the emission bandwidth shall be measured using one of the options below:	
	☒ Refer as KDB 558074. clause 8.2 (11.8 of ANSI C63.10) DTS bandwidth measurement.
	☐ Refer as RSS-Gen, clause 6.7 for occupied bandwidth testing.
	☐ Refer as ANSI C63.10, clause 6.9.3 for occupied bandwidth testing.

3.2.4 Test Setup

Emission Bandwidth



3.2.5 Test Result of Emission Bandwidth

Refer as Appendix B

3.3 Maximum Conducted Output Power

3.3.1 Maximum Conducted Output Power Limit

Maximum Conducted Output Power Limit			
	▪ If $G_{TX} \leq 6$ dBi, then $P_{Out} \leq 30$ dBm (1 W)		
	▪ Point-to-multipoint systems (P2M): If $G_{TX} > 6$ dBi, then $P_{Out} = 30 – (G_{TX} – 6)$ dBm		
	▪ Point-to-point systems (P2P): If $G_{TX} > 6$ dBi, then $P_{Out} = 30 – (G_{TX} – 6)/3$ dBm		
	▪ Smart antenna system (SAS):		
		- Single beam: If $G_{TX} > 6$ dBi, then $P_{Out} = 30 – (G_{TX} – 6)/3$ dBm	
		- Overlap beam: If $G_{TX} > 6$ dBi, then $P_{Out} = 30 – (G_{TX} – 6)/3$ dBm	
		- Aggregate power on all beams: If $G_{TX} > 6$ dBi, then $P_{Out} = 30 – (G_{TX} – 6)/3 + 8$dB dBm	
e.i.r.p. Power Limit:			
▪ 2400-2483.5 MHz Band			
	▪ Point-to-multipoint systems (P2M): $P_{eirp} \leq 36$ dBm (4 W)		
	▪ Point-to-point systems (P2P): $P_{eirp} \leq MAX(36, [P_{Out} + G_{TX}])$ dBm		
	▪ Smart antenna system (SAS)		
		- Single beam: $P_{eirp} \leq MAX(36, P_{Out} + G_{TX})$ dBm	
		- Overlap beam: $P_{eirp} \leq MAX(36, P_{Out} + G_{TX})$ dBm	
		- Aggregate power on all beams: $P_{eirp} \leq MAX(36, [P_{Out} + G_{TX} + 8])$ dBm	
P_{Out} = maximum peak conducted output power or maximum conducted output power in dBm, **G_{TX}** = the maximum transmitting antenna directional gain in dBi.			

3.3.2 Measuring Instruments

Refer a test equipment and calibration data table in this test report.

3.3.3 Test Procedures

Test Method	
▪ Maximum Peak Conducted Output Power	
	☐ Refer as KDB 558074, clause 8.3.1.1 (11.9.1.1 of ANSI C63.10) RBW ≥ EBW method.
	☐ Refer as KDB 558074, clause 8.3.1.2 (11.9.1.2 of ANSI C63.10) integrated band power method.
	☐ Refer as KDB 558074, clause 8.3.1.3 (11.9.1.3 of ANSI C63.10) peak power meter.
▪ Maximum Average Conducted Output Power	
	☐ Refer as KDB 558074, clause 8.3.2.2 (11.9.2.2 of ANSI C63.10) using a spectrum analyzer.
	☒ Refer as KDB 558074, clause 8.3.2.3 (11.9.2.3 of ANSI C63.10) using a power meter.
▪ For conducted measurement.	
	▪ If the EUT supports multiple transmit chains using options given below: Refer as KDB 662911, In-band power measurements. Using the measure-and-sum approach, measured all transmit ports individually. Sum the power (in linear power units e.g., mW) of all ports for each individual sample and save them.
	▪ If multiple transmit chains, EIRP calculation could be following as methods: $P_{total} = P_1 + P_2 + \ldots + P_n$ (calculated in linear unit [mW] and transfer to log unit [dBm]) $EIRP_{total} = P_{total} + DG$

3.3.4 Test Setup

Maximum Conducted Output Power (Power Meter)

3.3.5 Test Result of Maximum Conducted Output Power

Refer as Appendix C

3.4 Power Spectral Density

3.4.1 Power Spectral Density Limit

Power Spectral Density Limit
▪ Power Spectral Density (PSD) ≤ 8 dBm/3kHz

3.4.2 Measuring Instruments

Refer a test equipment and calibration data table in this test report.

3.4.3 Test Procedures

Test Method		
▪ Peak power spectral density procedures that the same method as used to determine the conducted output power. If maximum peak conducted output power was measured to demonstrate compliance to the output power limit, then the peak PSD procedure below (Method PKPSD) shall be used. If maximum conducted output power was measured to demonstrate compliance to the output power limit, then one of the average PSD procedures shall be used, as applicable based on the following criteria (the peak PSD procedure is also an acceptable option).		
	☒ Refer as KDB 558074, clause 8.4 (11.10 of ANSI C63.10) Max. PSD.	
▪ For conducted measurement.		
	▪ If The EUT supports multiple transmit chains using options given below:	
		▪ Measure and sum the spectra across the outputs. Refer as KDB 662911, In-band power spectral density (PSD). Sample all transmit ports simultaneously using a spectrum analyzer for each transmit port. Where the trace bin-by-bin of each transmit port summing can be performed. (i.e., in the first spectral bin of output 1 is summed with that in the first spectral bin of output 2 and that from the first spectral bin of output 3, and so on up to the NTX output to obtain the value for the first frequency bin of the summed spectrum.). Add up the amplitude (power) values for the different transmit chains and use this as the new data trace.

3.4.4 Test Setup

Power Spectral Density


3.4.5 Test Result of Power Spectral Density

Refer as Appendix D

3.5 Emissions in Non-restricted Frequency Bands

3.5.1 Emissions in Non-restricted Frequency Bands Limit

Un-restricted Band Emissions Limit	
RF output power procedure	**Limit (dB)**
Peak output power procedure	20
Average output power procedure	30

Note 1: If the peak output power procedure is used to measure the fundamental emission power to demonstrate compliance to requirements, then the peak conducted output power measured within any 100 kHz outside the authorized frequency band shall be attenuated by at least 20 dB relative to the maximum measured in-band peak level.

Note 2: If the average output power procedure is used to measure the fundamental emission power to demonstrate compliance to requirements, then the power in any 100 kHz outside of the authorized frequency band shall be attenuated by at least 30 dB relative to the maximum measured in-band average level.

3.5.2 Measuring Instruments

Refer a test equipment and calibration data table in this test report.

3.5.3 Test Procedures

Test Method
▪ Refer as KDB 558074, clause 8.5 (11.11 of ANSI C63.10) for non-restricted frequency bands.

3.5.4 Test Setup

Emissions in Non-restricted Frequency Bands

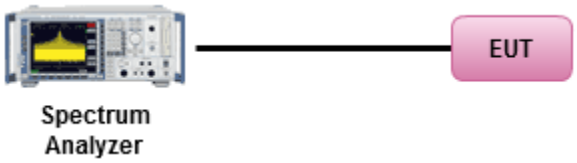

3.5.5 Test Result of Emissions in Non-restricted Frequency Bands

Refer as Appendix E

3.6 Emissions in Restricted Frequency Bands

3.6.1 Emissions in Restricted Frequency Bands Limit

Restricted Band Emissions Limit			
Frequency Range (MHz)	**Field Strength (uV/m)**	**Field Strength (dBuV/m)**	**Measure Distance (m)**
0.009~0.490	2400/F(kHz)	48.5 - 13.8	300
0.490~1.705	24000/F(kHz)	33.8 - 23	30
1.705~30.0	30	29	30
30~88	100	40	3
88~216	150	43.5	3
216~960	200	46	3
Above 960	500	54	3

Note 1: Test distance for frequencies at or above 30 MHz, measurements may be performed at a distance other than the limit distance provided they are not performed in the near field and the emissions to be measured can be detected by the measurement equipment. When performing measurements at a distance other than that specified, the results shall be extrapolated to the specified distance using an extrapolation factor of 20 dB/decade (inverse of linear distance for field-strength measurements, inverse of linear distance-squared for power-density measurements).

Note 2: Test distance for frequencies at below 30 MHz, measurements may be performed at a distance closer than the EUT limit distance; however, an attempt should be made to avoid making measurements in the near field. When performing measurements below 30 MHz at a closer distance than the limit distance, the results shall be extrapolated to the specified distance by either making measurements at a minimum of two or more distances on at least one radial to determine the proper extrapolation factor or by using the square of an inverse linear distance extrapolation factor (40 dB/decade). The test report shall specify the extrapolation method used to determine compliance of the EUT.

Note 3: Using the distance of 1m during the test for above 18 GHz, and the test value to correct for the distance factor at 3m.

3.6.2 Measuring Instruments

Refer a test equipment and calibration data table in this test report.

3.6.3 Test Procedures

Test Method	
▪ The average emission levels shall be measured in [duty cycle ≥ 98 or duty factor].	
▪ Refer as ANSI C63.10, clause 6.10.3 band-edge testing shall be performed at the lowest frequency channel and highest frequency channel within the allowed operating band.	
▪ For the transmitter unwanted emissions shall be measured using following options below:	
	▪ Refer as KDB 558074, clause 8.6 (11.12 of ANSI C63.10) for restricted frequency bands.
▪ For the transmitter band-edge emissions shall be measured using following options below:	
	▪ Refer as KDB 558074 clause 8.7.1, When the performing peak or average radiated measurements, emissions within 2 MHz of the authorized band edge may be measured using the marker-delta method described below.
	▪ Refer as KDB 558074, clause 8.7.2 (6.10.6 of ANSI C63.10) for marker-delta method for band-edge measurements.
	▪ Refer as KDB 558074, clause 8.7.3 for narrower resolution bandwidth (100kHz) using the band power and summing the spectral levels.
▪ Use the following spectrum analyzer settings:	
	▪ Set RBW=100 kHz for f < 1 GHz; VBW=3 * RBW; Sweep = auto; Detector function = peak; Trace = max hold.
	▪ Set RBW = 1 MHz, VBW= 3MHz for f ≥ 1 GHz for peak measurement. For average measurement, refer as 1.1.4.
▪ KDB 414788 Open-Field Test Sites and Chamber Correlation Justification.	
	▪ Based on FCC 15.31(f)(2): measurements may be performed at a distance closer than that specified in regulations; however, an attempt should be made to avoid making measurements in the near field.
	▪ Open-field site and chamber correlation testing had been performed and chamber measured test result is the worst case test result.

3.6.4 Measurement Results Calculation

The measured Level is calculated using:

Corrected Reading: Raw(Read Level) + AF(Antenna Factor) + CL(Cable Loss) - PA(Preamp Factor)

3.6.5 Test Setup

Emissions in Restricted Frequency Bands

9kHz ~30MHz

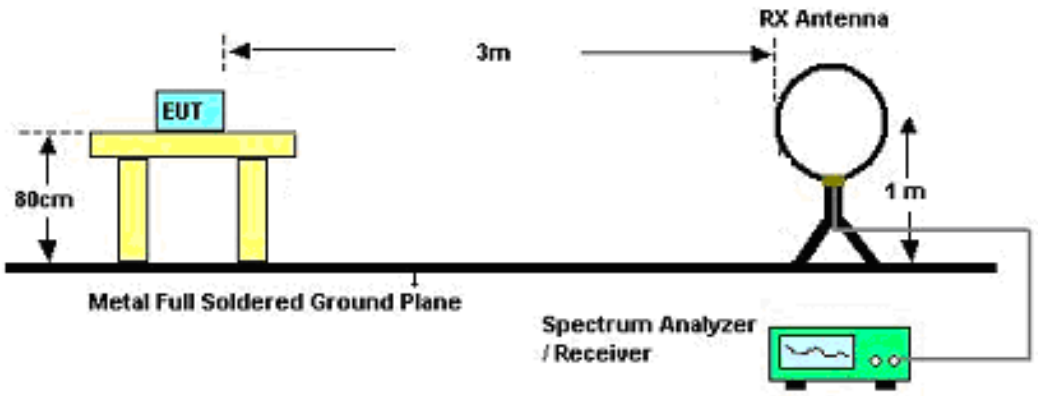

30MHz~1GHz

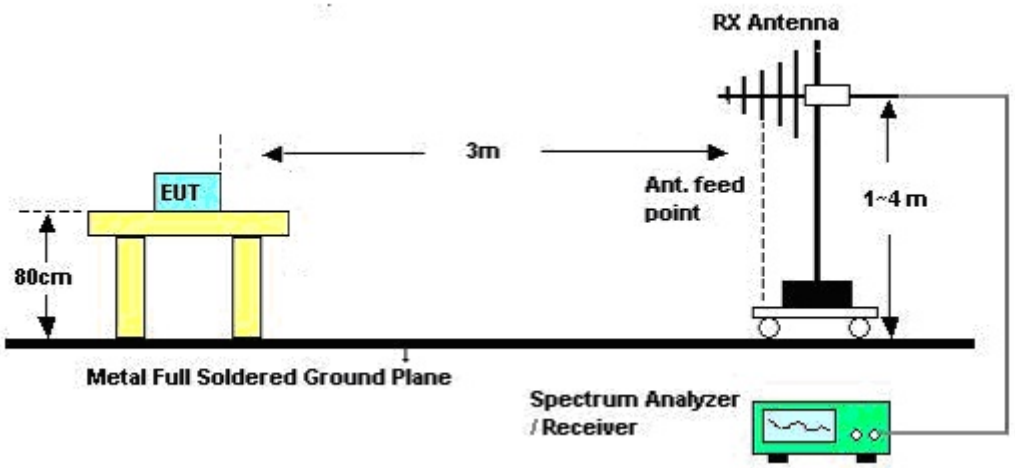

Above 1GHz

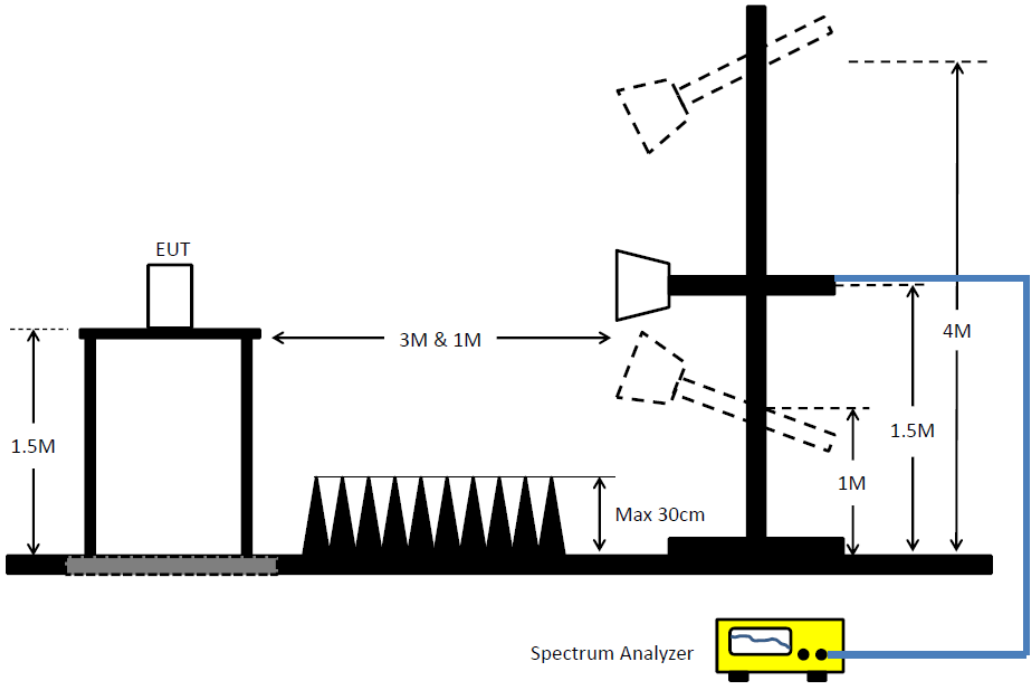

3.6.6 Test Result of Emissions in Restricted Frequency Bands (Below 30MHz)

The amplitude of spurious emissions which are attenuated by more than 20dB below the permissible value has no need to be reported.

3.6.7 Test Result of Emissions in Restricted Frequency Bands

Refer as Appendix F

4 Test Equipment and Calibration Data

Instrument for AC Conduction

Instrument	Manufacturer /Brand	Model No.	Serial No.	Spec.	Calibration Date	Calibration Due Date
EMI Test Receiver	R&S	ESR3	102051	9kHz ~ 3.6GHz	29/May/2020	28/May/2021
LISN	R&S	ENV216	101295	9kHz ~ 30MHz	11/Nov/2020	10/Nov/2021
RF Cable 5m	TITAN	TITAN	CO04-cable-01	0.1MHz~200MHz	03/Mar/2021	02/Mar/2022
Impuls Begrenzer Pulse Limiter	SCHWARZBECK	VTSD 9561-F	9561-F041	9kHz ~ 30MHz	21/Sep/2020	20/Sep/2021

Instrument for Conducted Test

Instrument	Manufacturer /Brand	Model No.	Serial No.	Spec.	Calibration Date	Calibration Due Date
Signal Analyzer	R&S	FSV 40	101029	10Hz~40GHz	19/Oct/2020	18/Oct/2021
SMB100A Signal Generator	R&S	SMB100A03	181147	100kHz~40GHz	20/Oct/2020	19/Oct/2021
Pulse Sensor	Anritsu	MA2411B	1027452	300MHz~40GHz	25/Mar/2021	24/Mar/2022
Power Meter	Anritsu	ML2495A	1124009	300MHz~40GHz	25/Mar/2021	24/Mar/2022

Instrument for Radiated Test

Instrument	Manufacturer /Brand	Model No.	Serial No.	Spec.	Calibration Date	Calibration Due Date
3m Semi Anechoic Chamber	TDK	SAC-3M	03CH09-HY	30MHz~1GHz 3m	26/Mar/2021	25/Mar/2022
3m Semi Anechoic Chamber	TDK	SAC-3M	03CH09-HY	1GHz~18GHz 3m	18/Mar/2021	17/Mar/2022
EXA Signal Analyzer	KEYSIGHT	N9010A	MY54200885	10Hz~44GHz	11/Aug/2020	10/Aug/2021
Amplifier	EMC	EMC9135	980232	9kHz~1GHz	12/Apr/2021	11/Apr/2022
Microwave Preamplifier	Agilent	8449B	3008A02096	1GHz~26.5GHz	24/Jul/2020	23/Jul/2021
Bilog Antenna & 5dB Attenuator	TESEQ & MTJ	CBL6111D&MTJ6 102-05	35418 & 3	30MHz~1GHz	06/Sep/2020	05/Sep/2021
Double Ridged Guide Horn Antenna	SCHWARZBECK	BBHA 9120 D	BBHA9120 D 1534	1GHz~18GHz	28/May/2020	27/May/2021
RF Cable-low	Jye Bao	RG142	CB031+324530/4	9kHz~30MHz	03/Sep/2020	02/Sep/2021
RF Cable-low	Jye Bao	RG142	CB031+324530/4	30MHz~1GHz	09/Feb/2021	08/Feb/2022
RF CABLE 5m+3m+1m	HUBER+SUHNER	SUCOFLEX104	SN MY25918/4+ SN MY39478/4 + SN 324530/4	1GHz~40GHz	15/Aug/2020	14/Aug/2021
Broadband Horn Antenna	SCHWARZBECK	BBHA 9170	BBHA 9170221	15GHz~40GHz	11/Mar/2021	10/Mar/2022
Microwave Premplifier	EMC INSTRUMENTS	EM18G40G	060604	18GHz ~ 40GHz	09/Mar/2021	08/Mar/2022
Preamplifier	MITEQ	TTA1840-35-HG	1864481	18GHz~40GHz	18/Mar/2021	17/Mar/2022
Loop Antenna	TESEQ	HLA 6120	31244	9kHz~30MHz	16/Mar/2021	15/Mar/2022
EMI Test Receiver	R&S	ESR3	102051	9kHz~3.6GHz	29/May/2020	28/May/2021

Summary

Mode	Result	Type	Freq (Hz)	Level (dBuV)	Limit (dBuV)	Margin (dB)	Condition
Mode 1	Pass	QP	161.82k	42.73	65.37	-22.64	Line

Result

Mode	Result	Type	Freq (Hz)	Level (dBuV)	Limit (dBuV)	Margin (dB)	Condition	Comments
Mode 1	Pass	QP	161.82k	42.73	65.37	-22.64	Line	-
Mode 1	Pass	AV	161.82k	30.44	55.37	-24.93	Line	-
Mode 1	Pass	QP	214.845k	37.92	63.02	-25.10	Line	-
Mode 1	Pass	AV	214.845k	26.35	53.02	-26.67	Line	-
Mode 1	Pass	QP	267.596k	32.81	61.20	-28.39	Line	-
Mode 1	Pass	AV	267.596k	23.15	51.20	-28.05	Line	-
Mode 1	Pass	QP	1.692M	22.73	56.00	-33.27	Line	-
Mode 1	Pass	AV	1.692M	16.80	46.00	-29.20	Line	-
Mode 1	Pass	QP	5.45M	27.95	60.00	-32.05	Line	-
Mode 1	Pass	AV	5.45M	21.79	50.00	-28.21	Line	-
Mode 1	Pass	QP	16.936M	29.01	60.00	-30.99	Line	-
Mode 1	Pass	AV	16.936M	23.77	50.00	-26.23	Line	-
Mode 1	Pass	QP	163.769k	42.33	65.27	-22.94	Neutral	-
Mode 1	Pass	AV	163.769k	29.80	55.27	-25.47	Neutral	-
Mode 1	Pass	QP	213.989k	35.93	63.06	-27.13	Neutral	-
Mode 1	Pass	AV	213.989k	24.34	53.06	-28.72	Neutral	-
Mode 1	Pass	QP	277.385k	30.42	60.89	-30.47	Neutral	-
Mode 1	Pass	AV	277.385k	19.40	50.89	-31.49	Neutral	-
Mode 1	Pass	QP	1.454M	29.78	56.00	-26.22	Neutral	-
Mode 1	Pass	AV	1.454M	21.05	46.00	-24.95	Neutral	-
Mode 1	Pass	QP	5.627M	31.99	60.00	-28.01	Neutral	-
Mode 1	Pass	AV	5.627M	23.48	50.00	-26.52	Neutral	-
Mode 1	Pass	QP	12.454M	34.17	60.00	-25.83	Neutral	-
Mode 1	Pass	AV	12.454M	25.70	50.00	-24.30	Neutral	-

Conducted Emissions at Powerline_Mode 1

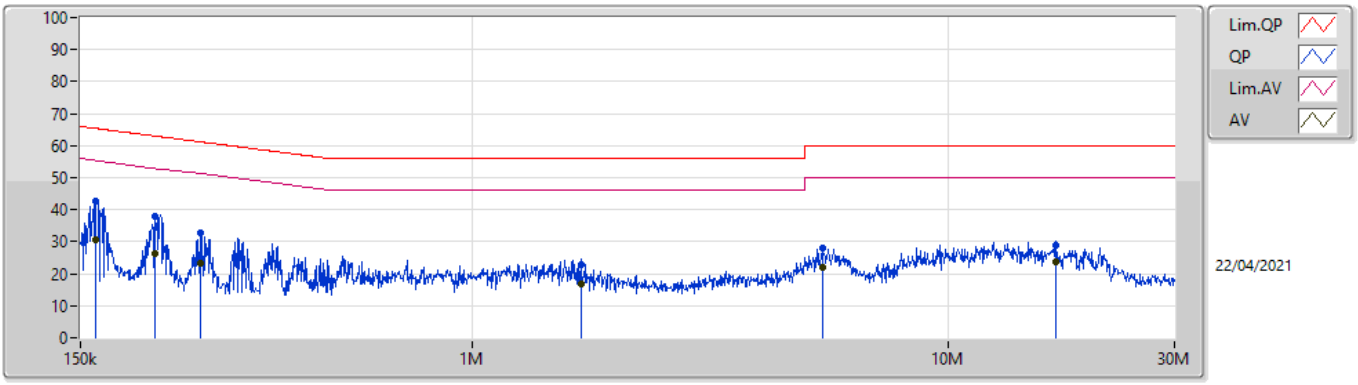

Type	Freq	Level	Limit	Margin	Factor	Condition	Comment	Raw	LISN	CL	AT
	(Hz)	(dBuV)	(dBuV)	(dB)	(dB)			(dBuV)	(dB)	(dB)	(dB)
QP	161.82k	42.73	65.37	-22.64	19.63	Line	-	23.10	9.69	0.04	9.90
AV	161.82k	30.44	55.37	-24.93	19.63	Line	-	10.81	9.69	0.04	9.90
QP	214.845k	37.92	63.02	-25.10	19.62	Line	-	18.30	9.68	0.04	9.90
AV	214.845k	26.35	53.02	-26.67	19.62	Line	-	6.73	9.68	0.04	9.90
QP	267.596k	32.81	61.20	-28.39	19.63	Line	-	13.18	9.68	0.05	9.90
AV	267.596k	23.15	51.20	-28.05	19.63	Line	-	3.52	9.68	0.05	9.90
QP	1.692M	22.73	56.00	-33.27	19.58	Line	-	3.15	9.68	0.10	9.80
AV	1.692M	16.80	46.00	-29.20	19.58	Line	-	-2.78	9.68	0.10	9.80
QP	5.45M	27.95	60.00	-32.05	19.76	Line	-	8.19	9.70	0.16	9.90
AV	5.45M	21.79	50.00	-28.21	19.76	Line	-	2.03	9.70	0.16	9.90
QP	16.936M	29.01	60.00	-30.99	19.85	Line	-	9.16	9.68	0.27	9.90
AV	16.936M	23.77	50.00	-26.23	19.85	Line	-	3.92	9.68	0.27	9.90

Conducted Emissions at Powerline_Mode 1

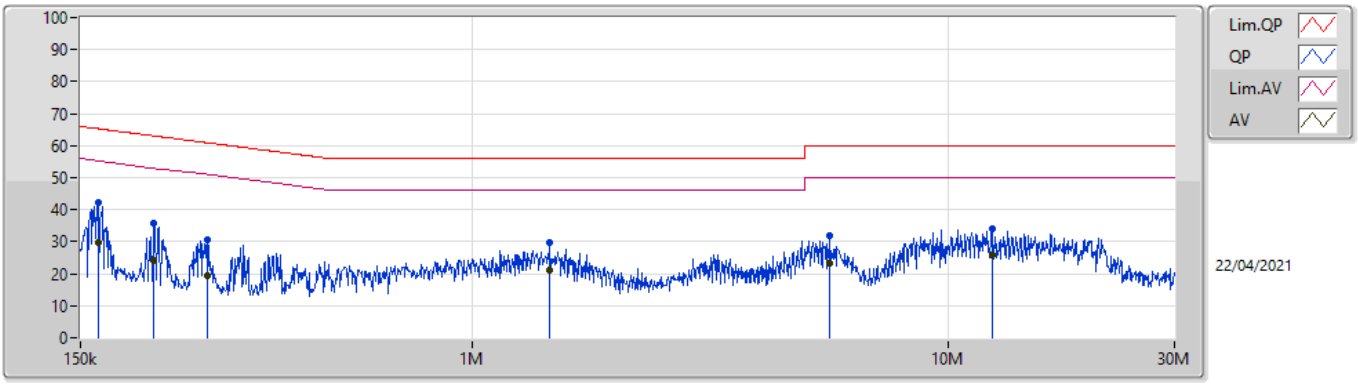

Type	Freq	Level	Limit	Margin	Factor	Condition	Comment	Raw	LISN	CL	AT
	(Hz)	(dBuV)	(dBuV)	(dB)	(dB)			(dBuV)	(dB)	(dB)	(dB)
QP	163.769k	42.33	65.27	-22.94	19.63	Neutral	-	22.70	9.69	0.04	9.90
AV	163.769k	29.80	55.27	-25.47	19.63	Neutral	-	10.17	9.69	0.04	9.90
QP	213.989k	35.93	63.06	-27.13	19.62	Neutral	-	16.31	9.68	0.04	9.90
AV	213.989k	24.34	53.06	-28.72	19.62	Neutral	-	4.72	9.68	0.04	9.90
QP	277.385k	30.42	60.89	-30.47	19.63	Neutral	-	10.79	9.68	0.05	9.90
AV	277.385k	19.40	50.89	-31.49	19.63	Neutral	-	-0.23	9.68	0.05	9.90
QP	1.454M	29.78	56.00	-26.22	19.57	Neutral	-	10.21	9.68	0.09	9.80
AV	1.454M	21.05	46.00	-24.95	19.57	Neutral	-	1.48	9.68	0.09	9.80
QP	5.627M	31.99	60.00	-28.01	19.76	Neutral	-	12.23	9.70	0.16	9.90
AV	5.627M	23.48	50.00	-26.52	19.76	Neutral	-	3.72	9.70	0.16	9.90
QP	12.454M	34.17	60.00	-25.83	19.87	Neutral	-	14.30	9.74	0.23	9.90
AV	12.454M	25.70	50.00	-24.30	19.87	Neutral	-	5.83	9.74	0.23	9.90

Summary

Mode	Max-N dB (Hz)	Max-OBW (Hz)	ITU-Code	Min-N dB (Hz)	Min-OBW (Hz)
2.4-2.4835GHz	-	-	-	-	-
802.11b_Nss1,(1Mbps)_1TX	9.05M	14.343M	14M3G1D	9.025M	14.018M
802.11g_Nss1,(6Mbps)_1TX	15.075M	16.867M	16M9D1D	15.05M	16.367M
802.11n HT20_Nss1,(MCS0)_1TX	15.1M	17.766M	17M8D1D	15.075M	17.491M

Max-N dB = Maximum 6dB down bandwidth; Max-OBW = Maximum 99% occupied bandwidth;
Min-N dB = Minimum 6dB down bandwidth; Min-OBW = Minimum 99% occupied bandwidth

Result

Mode	Result	Limit (Hz)	Port 1-N dB (Hz)	Port 1-OBW (Hz)
802.11b_Nss1,(1Mbps)_1TX	-	-	-	-
2412MHz	Pass	500k	9.025M	14.018M
2437MHz	Pass	500k	9.025M	14.343M
2462MHz	Pass	500k	9.05M	14.068M
802.11g_Nss1,(6Mbps)_1TX	-	-	-	-
2412MHz	Pass	500k	15.05M	16.367M
2437MHz	Pass	500k	15.05M	16.867M
2462MHz	Pass	500k	15.075M	16.392M
802.11n HT20_Nss1,(MCS0)_1TX	-	-	-	-
2412MHz	Pass	500k	15.075M	17.491M
2437MHz	Pass	500k	15.075M	17.766M
2462MHz	Pass	500k	15.1M	17.516M

Port X-N dB = Port X 6dB down bandwidth;
Port X-OBW = Port X 99% occupied bandwidth

802.11b_Nss1,(1Mbps)_1TX

EBW

2412MHz

21/04/2021

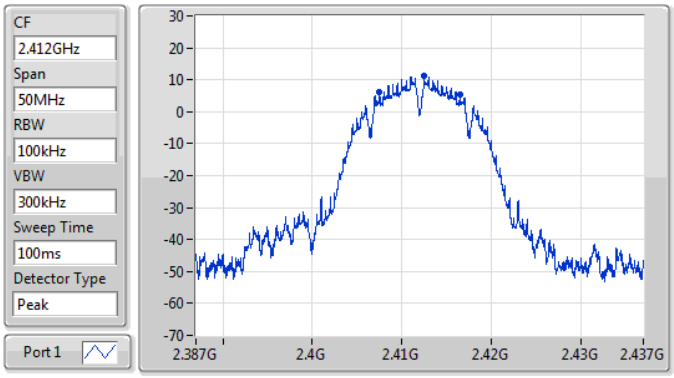

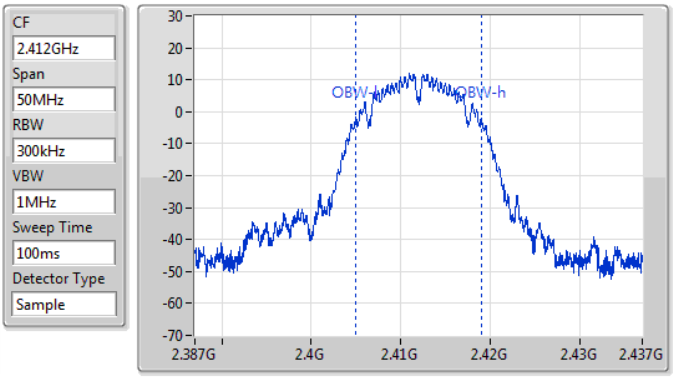

6dB(Hz)	Fl-6dB(Hz)	Fh-6dB(Hz)	OBW(Hz)	Fl-OBW(Hz)	Fh-OBW(Hz)	Limit(Hz)	Port
9.025M	2.4075G	2.416525G	14.018M	2.404979G	2.418997G	500k	1

802.11b_Nss1,(1Mbps)_1TX

EBW

2437MHz

21/04/2021

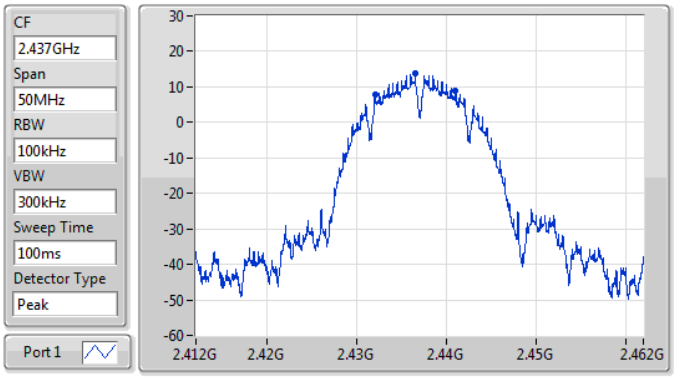

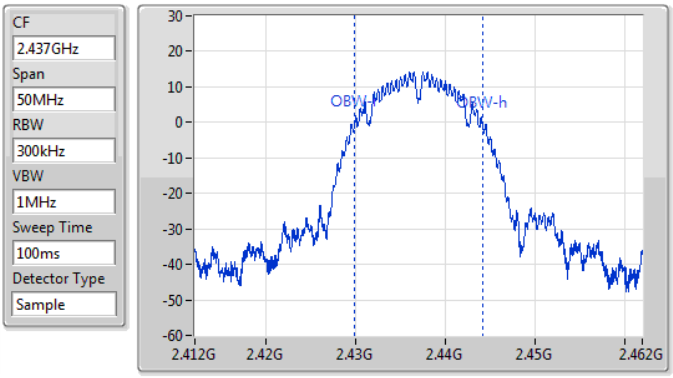

6dB(Hz)	Fl-6dB(Hz)	Fh-6dB(Hz)	OBW(Hz)	Fl-OBW(Hz)	Fh-OBW(Hz)	Limit(Hz)	Port
9.025M	2.432G	2.441025G	14.343M	2.429829G	2.444171G	500k	1

802.11b_Nss1,(1Mbps)_1TX

EBW

2462MHz

21/04/2021

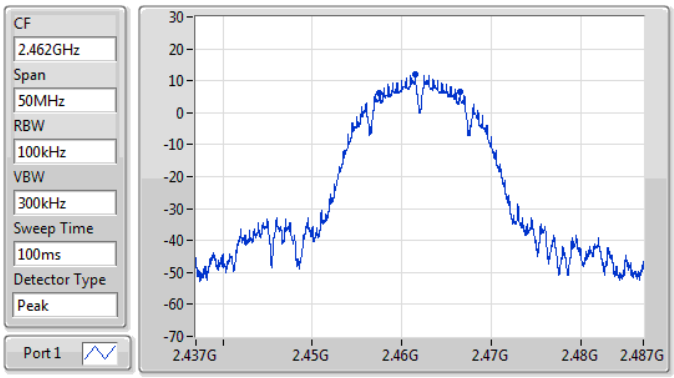

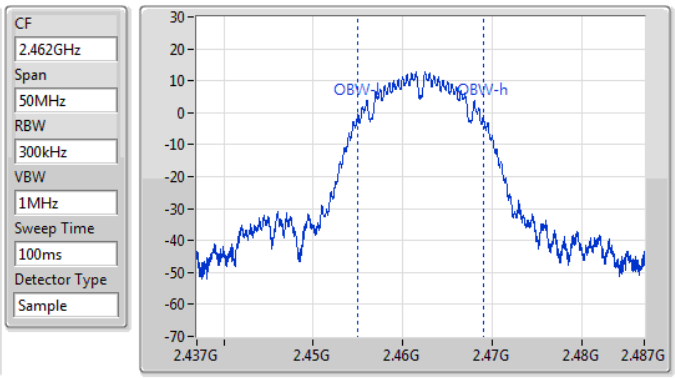

6dB(Hz)	Fl-6dB(Hz)	Fh-6dB(Hz)	OBW(Hz)	Fl-OBW(Hz)	Fh-OBW(Hz)	Limit(Hz)	Port
9.05M	2.457475G	2.466525G	14.068M	2.454929G	2.468997G	500k	1

802.11g_Nss1,(6Mbps)_1TX

EBW

2412MHz

21/04/2021

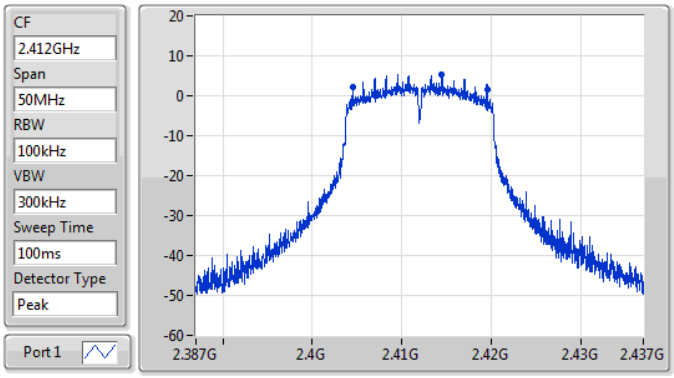

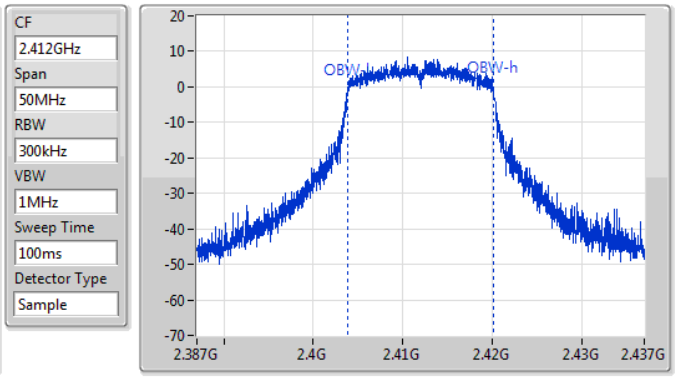

6dB(Hz)	Fl-6dB(Hz)	Fh-6dB(Hz)	OBW(Hz)	Fl-OBW(Hz)	Fh-OBW(Hz)	Limit(Hz)	Port
15.05M	2.4045G	2.41955G	16.367M	2.403829G	2.420196G	500k	1

802.11g_Nss1,(6Mbps)_1TX EBW

2437MHz

21/04/2021

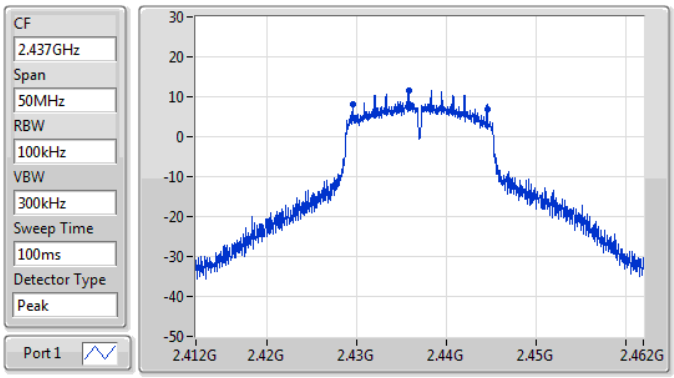

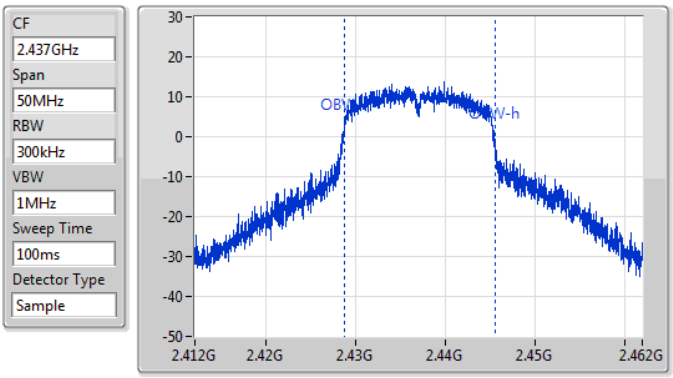

6dB(Hz)	Fl-6dB(Hz)	Fh-6dB(Hz)	OBW(Hz)	Fl-OBW(Hz)	Fh-OBW(Hz)	Limit(Hz)	Port
15.05M	2.4295G	2.44455G	16.867M	2.428654G	2.445521G	500k	1

802.11g_Nss1,(6Mbps)_1TX EBW

2462MHz

21/04/2021

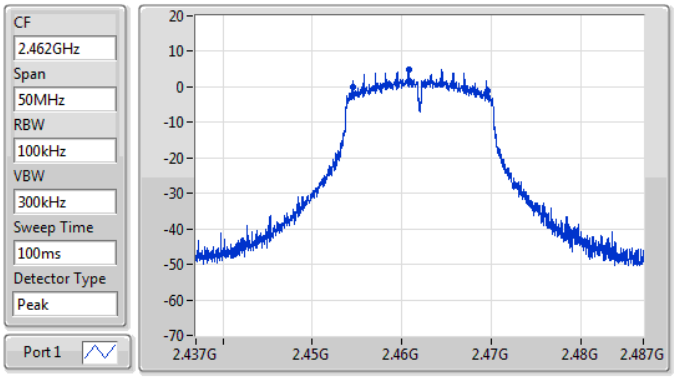

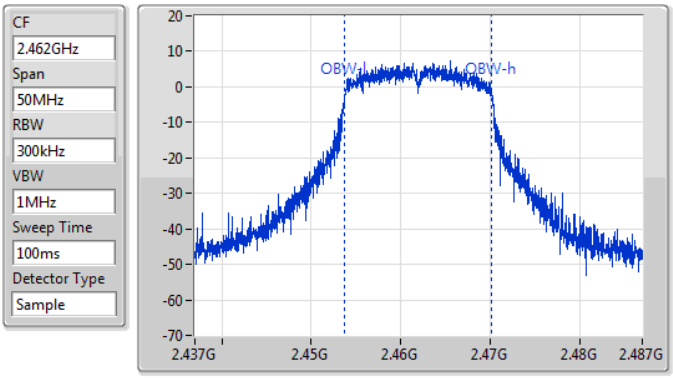

6dB(Hz)	Fl-6dB(Hz)	Fh-6dB(Hz)	OBW(Hz)	Fl-OBW(Hz)	Fh-OBW(Hz)	Limit(Hz)	Port
15.075M	2.4545G	2.469575G	16.392M	2.453779G	2.470171G	500k	1

802.11n HT20_Nss1,(MCS0)_1TX

EBW

2412MHz

21/04/2021

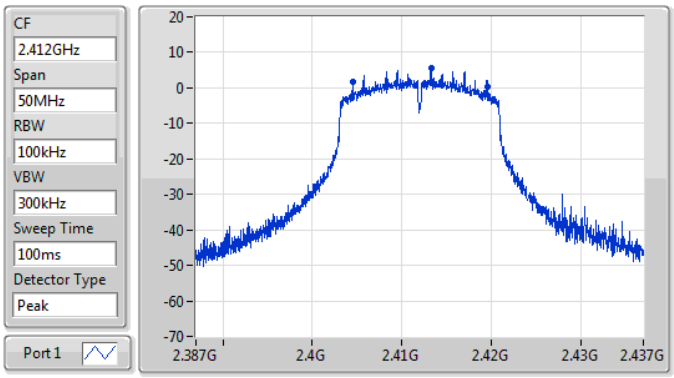

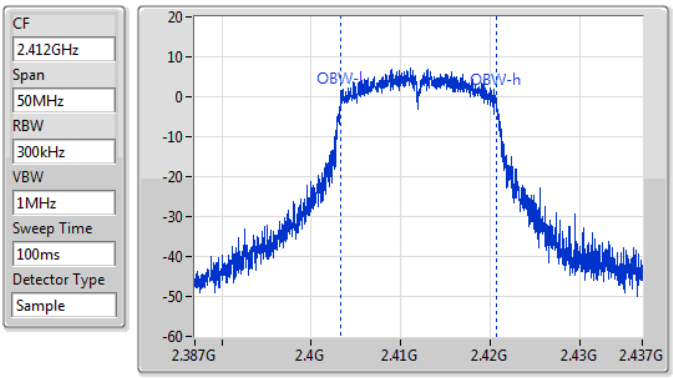

6dB(Hz)	Fl-6dB(Hz)	Fh-6dB(Hz)	OBW(Hz)	Fl-OBW(Hz)	Fh-OBW(Hz)	Limit(Hz)	Port
15.075M	2.4045G	2.419575G	17.491M	2.403254G	2.420746G	500k	1

802.11n HT20_Nss1,(MCS0)_1TX

EBW

2437MHz

21/04/2021

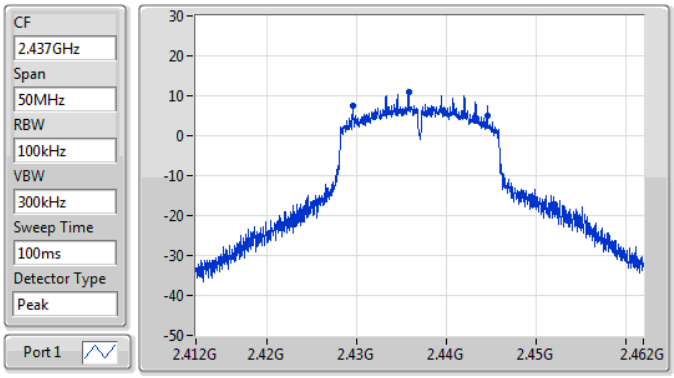

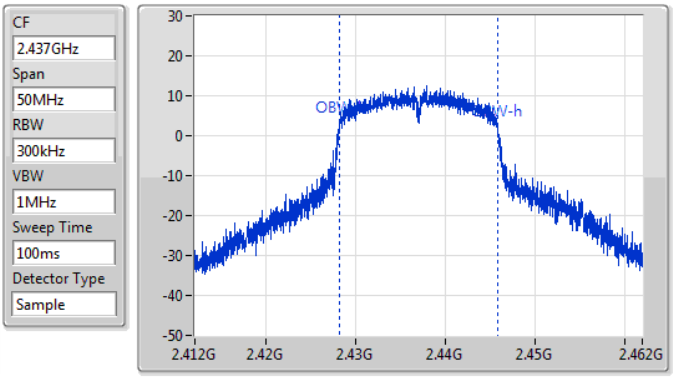

6dB(Hz)	Fl-6dB(Hz)	Fh-6dB(Hz)	OBW(Hz)	Fl-OBW(Hz)	Fh-OBW(Hz)	Limit(Hz)	Port
15.075M	2.4295G	2.444575G	17.766M	2.428129G	2.445896G	500k	1

802.11n HT20_Nss1,(MCS0)_1TX EBW

2462MHz

21/04/2021

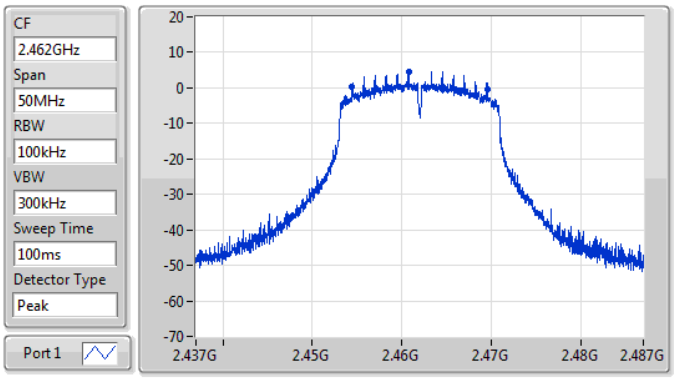

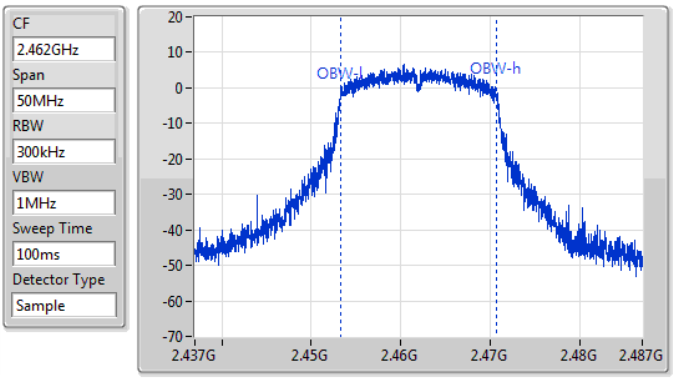

6dB(Hz)	Fl-6dB(Hz)	Fh-6dB(Hz)	OBW(Hz)	Fl-OBW(Hz)	Fh-OBW(Hz)	Limit(Hz)	Port
15.1M	2.454475G	2.469575G	17.516M	2.453229G	2.470746G	500k	1

Summary

Mode	Total Power (dBm)	Total Power (W)
2.4-2.4835GHz	-	-
802.11b_Nss1,(1Mbps)_1TX	22.18	0.16520
802.11g_Nss1,(6Mbps)_1TX	21.47	0.14028
802.11n HT20_Nss1,(MCS0)_1TX	21.00	0.12589

Result

Mode	Result	DG (dBi)	Port 1 (dBm)	Total Power (dBm)	Power Limit (dBm)
802.11b_Nss1,(1Mbps)_1TX	-	-	-	-	-
2412MHz	Pass	3.70	19.77	19.77	30.00
2417MHz	Pass	3.70	19.89	19.89	30.00
2437MHz	Pass	3.70	22.18	22.18	30.00
2457MHz	Pass	3.70	20.67	20.67	30.00
2462MHz	Pass	3.70	20.53	20.53	30.00
802.11g_Nss1,(6Mbps)_1TX	-	-	-	-	-
2412MHz	Pass	3.70	16.23	16.23	30.00
2417MHz	Pass	3.70	16.43	16.43	30.00
2437MHz	Pass	3.70	21.47	21.47	30.00
2457MHz	Pass	3.70	17.38	17.38	30.00
2462MHz	Pass	3.70	15.79	15.79	30.00
802.11n HT20_Nss1,(MCS0)_1TX	-	-	-	-	-
2412MHz	Pass	3.70	16.03	16.03	30.00
2417MHz	Pass	3.70	17.42	17.42	30.00
2437MHz	Pass	3.70	21.00	21.00	30.00
2457MHz	Pass	3.70	16.51	16.51	30.00
2462MHz	Pass	3.70	15.14	15.14	30.00

DG = Directional Gain; Port X = Port X output power

Summary

Mode	PD (dBm/RBW)
2.4-2.4835GHz	-
802.11b_Nss1,(1Mbps)_1TX	-1.32
802.11g_Nss1,(6Mbps)_1TX	-3.26
802.11n HT20_Nss1,(MCS0)_1TX	-4.75

RBW = 3kHz;

Result

Mode	Result	DG (dBi)	Port 1 (dBm/RBW)	PD (dBm/RBW)	PD Limit (dBm/RBW)
802.11b_Nss1,(1Mbps)_1TX	-	-	-	-	-
2412MHz	Pass	3.70	-2.88	-2.88	8.00
2437MHz	Pass	3.70	-1.32	-1.32	8.00
2462MHz	Pass	3.70	-2.78	-2.78	8.00
802.11g_Nss1,(6Mbps)_1TX	-	-	-	-	-
2412MHz	Pass	3.70	-8.05	-8.05	8.00
2437MHz	Pass	3.70	-3.26	-3.26	8.00
2462MHz	Pass	3.70	-9.36	-9.36	8.00
802.11n HT20_Nss1,(MCS0)_1TX	-	-	-	-	-
2412MHz	Pass	3.70	-8.65	-8.65	8.00
2437MHz	Pass	3.70	-4.75	-4.75	8.00
2462MHz	Pass	3.70	-9.45	-9.45	8.00

DG = Directional Gain; RBW = 3kHz;
PD = trace bin-by-bin of each transmits port summing can be performed maximum power density; Port X = Port X Power Density;

802.11b_Nss1,(1Mbps)_1TX PSD

2412MHz

21/04/2021

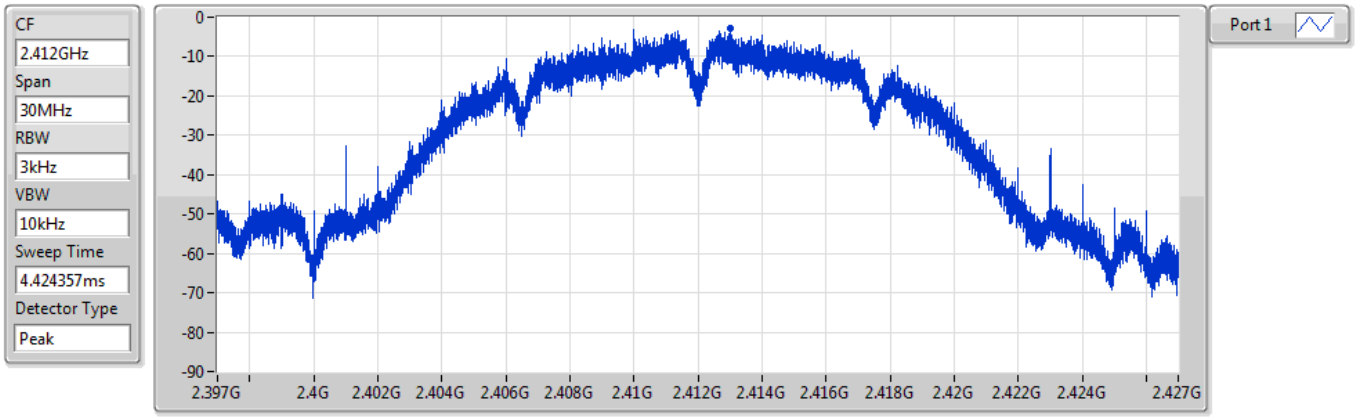

Sum	PD	Port 1
(dBm/RBW)	(dBm/RBW)	(dBm/RBW)
-2.88	-2.88	-2.88

802.11b_Nss1,(1Mbps)_1TX PSD

2437MHz

21/04/2021

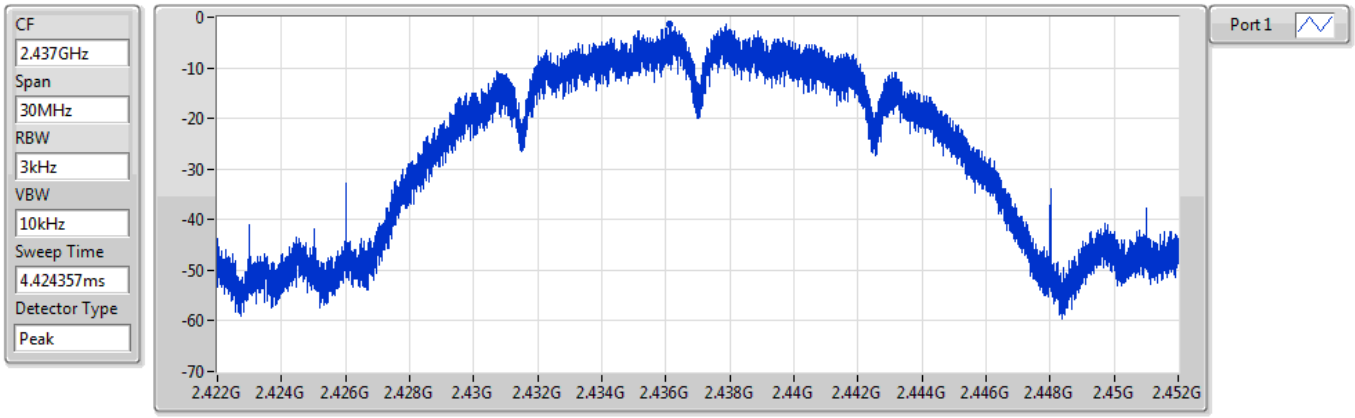

Sum	PD	Port 1
(dBm/RBW)	(dBm/RBW)	(dBm/RBW)
-1.32	-1.32	-1.32

802.11b_Nss1,(1Mbps)_1TX PSD

2462MHz

21/04/2021

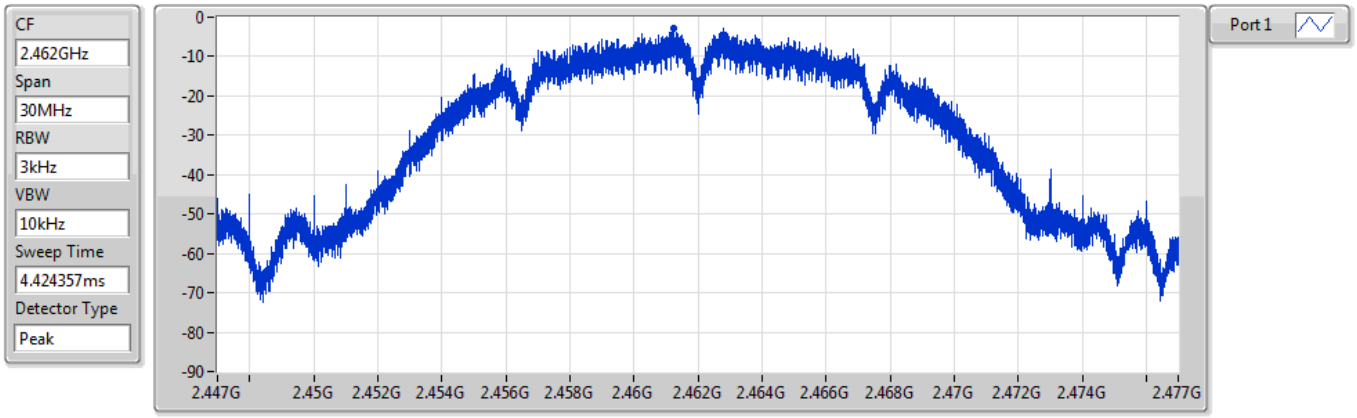

Sum	PD	Port 1
(dBm/RBW)	(dBm/RBW)	(dBm/RBW)
-2.78	-2.78	-2.78

802.11g_Nss1,(6Mbps)_1TX PSD

2412MHz

21/04/2021

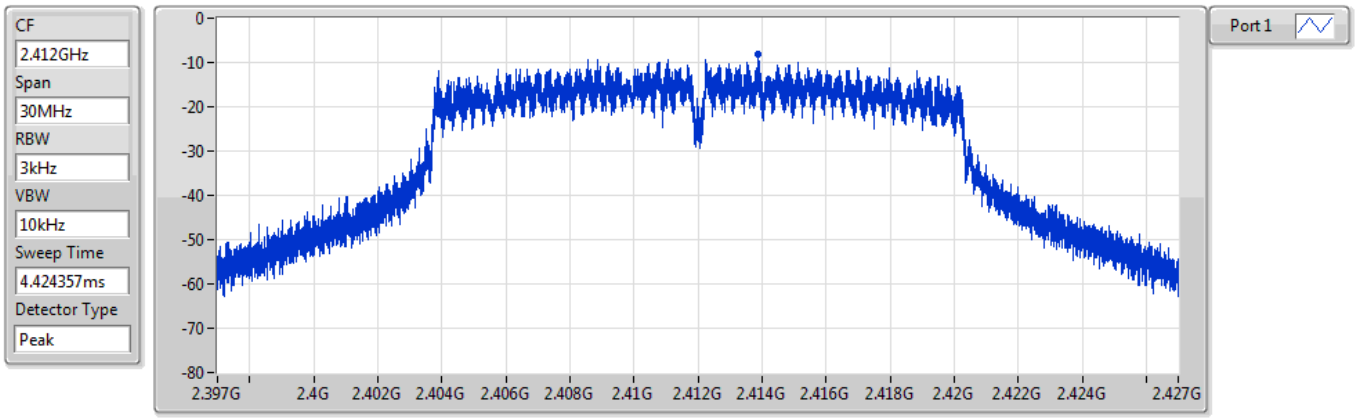

Sum	PD	Port 1
(dBm/RBW)	(dBm/RBW)	(dBm/RBW)
-8.05	-8.05	-8.05

802.11g_Nss1,(6Mbps)_1TX PSD

2437MHz

21/04/2021

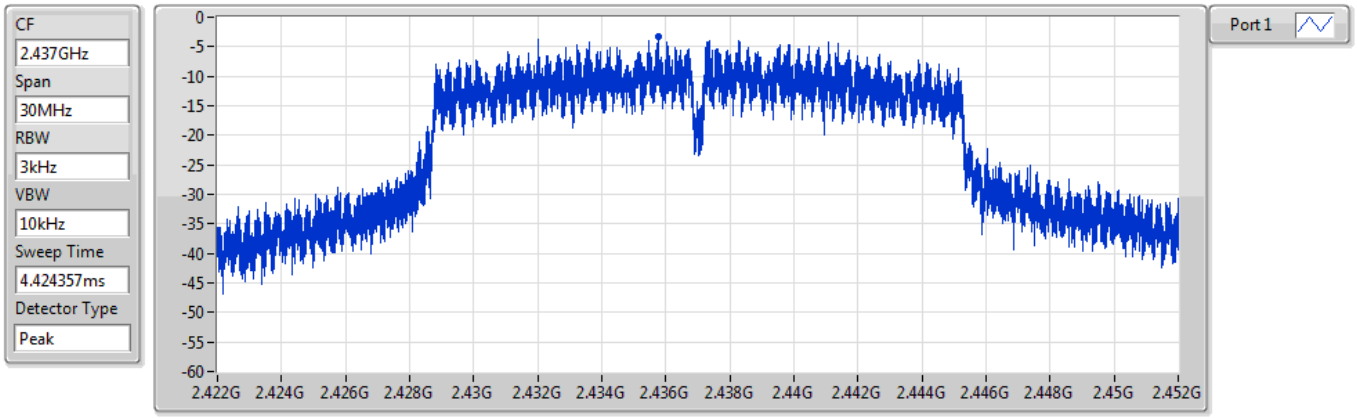

Sum	PD	Port 1
(dBm/RBW)	(dBm/RBW)	(dBm/RBW)
-3.26	-3.26	-3.26

802.11g_Nss1,(6Mbps)_1TX PSD

2462MHz

21/04/2021

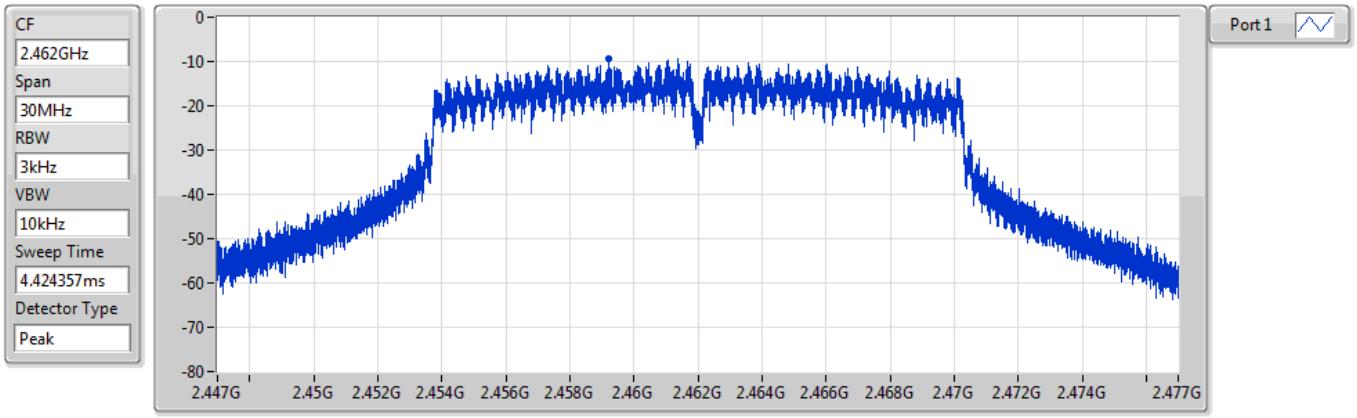

Sum	PD	Port 1
(dBm/RBW)	(dBm/RBW)	(dBm/RBW)
-9.36	-9.36	-9.36

802.11n HT20_Nss1,(MCS0)_1TX PSD

2412MHz

21/04/2021

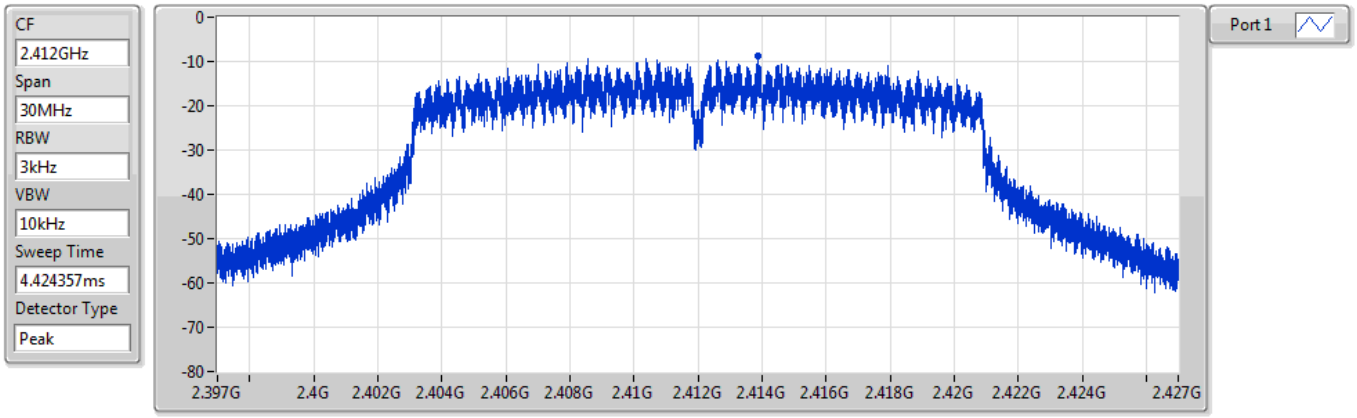

Sum	PD	Port 1
(dBm/RBW)	(dBm/RBW)	(dBm/RBW)
-8.65	-8.65	-8.65

802.11n HT20_Nss1,(MCS0)_1TX PSD

2437MHz

21/04/2021

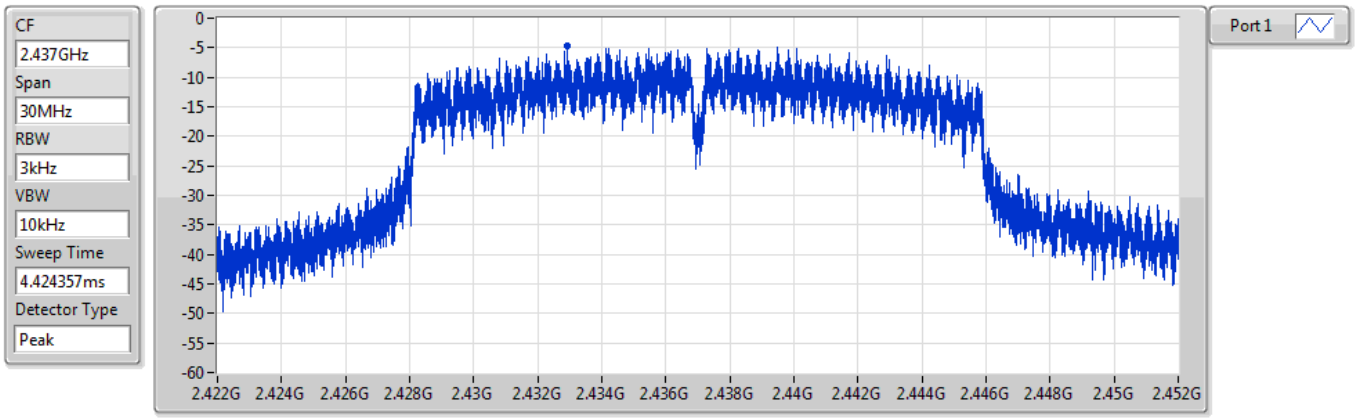

Sum	PD	Port 1
(dBm/RBW)	(dBm/RBW)	(dBm/RBW)
-4.75	-4.75	-4.75

802.11n HT20_Nss1,(MCS0)_1TX PSD

2462MHz

21/04/2021

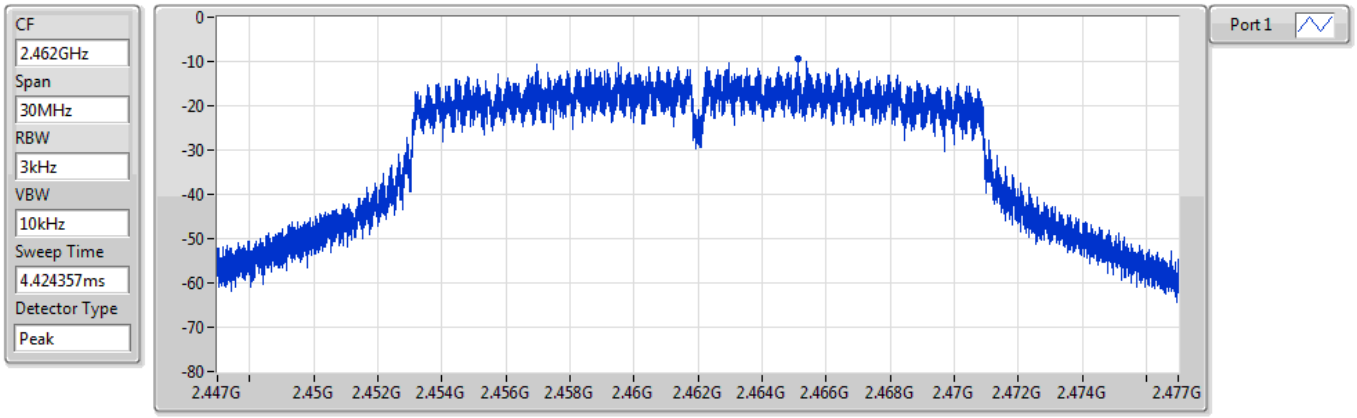

Sum	PD	Port 1
(dBm/RBW)	(dBm/RBW)	(dBm/RBW)
-9.45	-9.45	-9.45

Summary

Mode	Result	Ref (Hz)	Ref (dBm)	Limit (dBm)	Freq (Hz)	Level (dBm)	Freq (Hz)	Level (dBm)	Freq (Hz)	Level (dBm)	Freq (Hz)	Level (dBm)	Freq (Hz)	Level (dBm)	Port
2.4-2.4835GHz	-	-	-	-	-	-	-	-	-	-	-	-	-	-	-
802.11b_Nss1,(1Mbps)_1TX	Pass	2.43599G	13.54	-16.46	2.11506G	-55.69	2.399G	-30.79	2.4G	-42.45	2.48398G	-52.43	17.53499G	-41.95	1
802.11g_Nss1,(6Mbps)_1TX	Pass	2.43828G	11.48	-18.52	2.13486G	-55.26	2.39998G	-29.16	2.4G	-30.57	2.49182G	-53.14	16.82417G	-42.59	1
802.11n HT20_Nss1,(MCS0)_1TX	Pass	2.43828G	11.07	-18.93	1.99099G	-55.71	2.39992G	-25.51	2.4G	-29.53	2.49532G	-52.77	16.61065G	-42.49	1

Result

Mode	Result	Ref (Hz)	Ref (dBm)	Limit (dBm)	Freq (Hz)	Level (dBm)	Freq (Hz)	Level (dBm)	Freq (Hz)	Level (dBm)	Freq (Hz)	Level (dBm)	Freq (Hz)	Level (dBm)	Port
802.11b_Nss1,(1Mbps)_1TX	-	-	-	-	-	-	-	-	-	-	-	-	-	-	-
2412MHz	Pass	2.43599G	13.54	-16.46	2.11506G	-55.69	2.399G	-30.79	2.4G	-42.45	2.48398G	-52.43	17.53499G	-41.95	1
2437MHz	Pass	2.43599G	13.54	-16.46	2.30146G	-55.42	2.399G	-38.69	2.4G	-46.70	2.48548G	-44.13	24.75557G	-42.56	1
2462MHz	Pass	2.43599G	13.54	-16.46	2.02477G	-55.56	2.39616G	-50.77	2.4835G	-45.57	2.484G	-42.41	24.67409G	-41.71	1
802.11g_Nss1,(6Mbps)_1TX	-	-	-	-	-	-	-	-	-	-	-	-	-	-	-
2412MHz	Pass	2.43828G	11.48	-18.52	2.13486G	-55.26	2.39998G	-29.16	2.4G	-30.57	2.49182G	-53.14	16.82417G	-42.59	1
2437MHz	Pass	2.43828G	11.48	-18.52	2.3035G	-55.37	2.39802G	-35.25	2.4G	-38.87	2.48478G	-42.75	24.35099G	-42.56	1
2462MHz	Pass	2.43828G	11.48	-18.52	2.30961G	-53.82	2.39746G	-52.15	2.4835G	-46.00	2.48404G	-42.86	24.12342G	-42.26	1
802.11n HT20_Nss1,(MCS0)_1TX	-	-	-	-	-	-	-	-	-	-	-	-	-	-	-
2412MHz	Pass	2.43828G	11.07	-18.93	1.99099G	-55.71	2.39992G	-25.51	2.4G	-29.53	2.49532G	-52.77	16.61065G	-42.49	1
2437MHz	Pass	2.43828G	11.07	-18.93	2.02332G	-54.63	2.39826G	-36.83	2.4G	-40.85	2.48394G	-42.22	24.51676G	-42.04	1
2462MHz	Pass	2.43828G	11.07	-18.93	1.96099G	-55.13	2.396G	-51.76	2.4835G	-45.53	2.48362G	-42.26	24.40999G	-42.33	1

802.11b_Nss1,(1Mbps)_1TX **CSENdB**

2412MHz

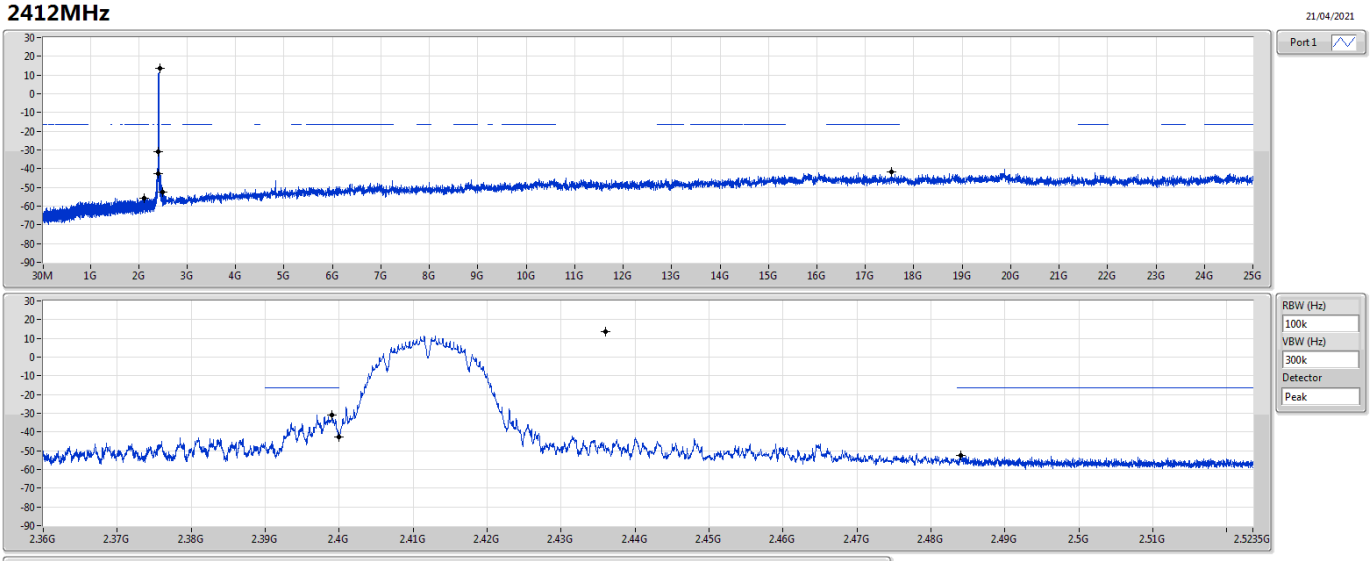

Ref(Hz)	Ref(dBm)	Limit(dBm)	Freq(Hz)	Level(dBm)	Freq(Hz)	Level(dBm)	Freq(Hz)	Level(dBm)	Freq(Hz)	Level(dBm)	Freq(Hz)	Level(dBm)	Port
2.43599G	13.54	-16.46	2.11506G	-55.69	2.399G	-30.79	2.4G	-42.45	2.48398G	-52.43	17.53499G	-41.95	1

802.11b_Nss1,(1Mbps)_1TX **CSENdB**

2437MHz

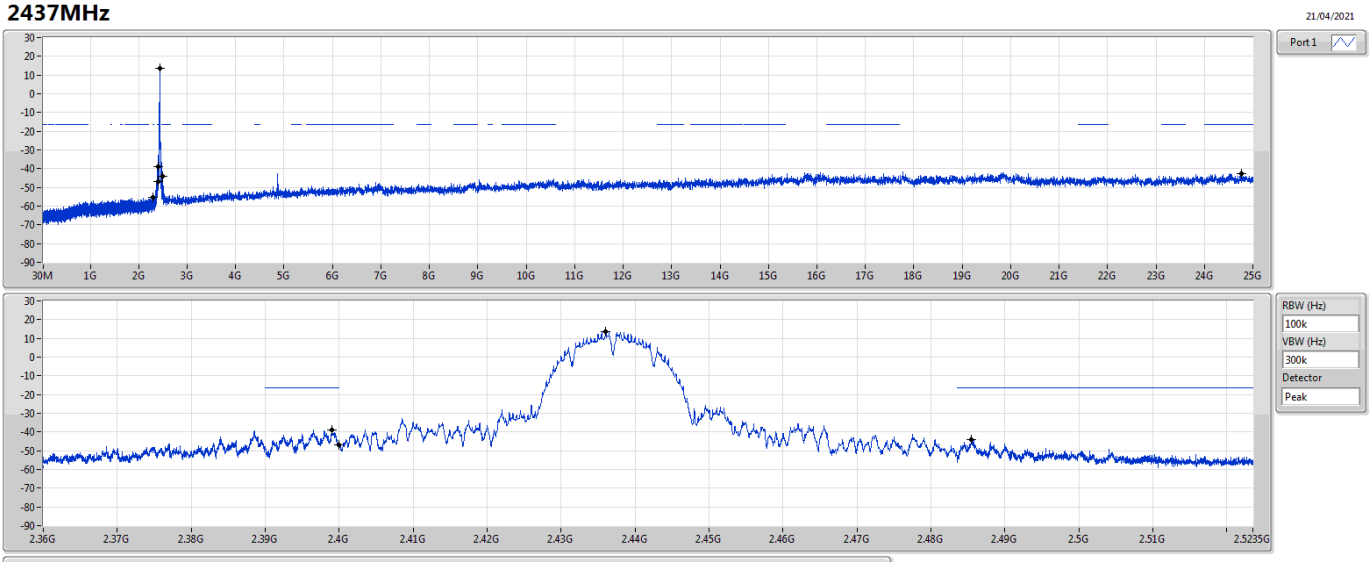

Ref(Hz)	Ref(dBm)	Limit(dBm)	Freq(Hz)	Level(dBm)	Freq(Hz)	Level(dBm)	Freq(Hz)	Level(dBm)	Freq(Hz)	Level(dBm)	Freq(Hz)	Level(dBm)	Port
2.43599G	13.54	-16.46	2.30146G	-55.42	2.399G	-38.69	2.4G	-46.70	2.48548G	-44.13	24.75557G	-42.56	1

802.11b_Nss1,(1Mbps)_1TX **CSENdB**

2462MHz

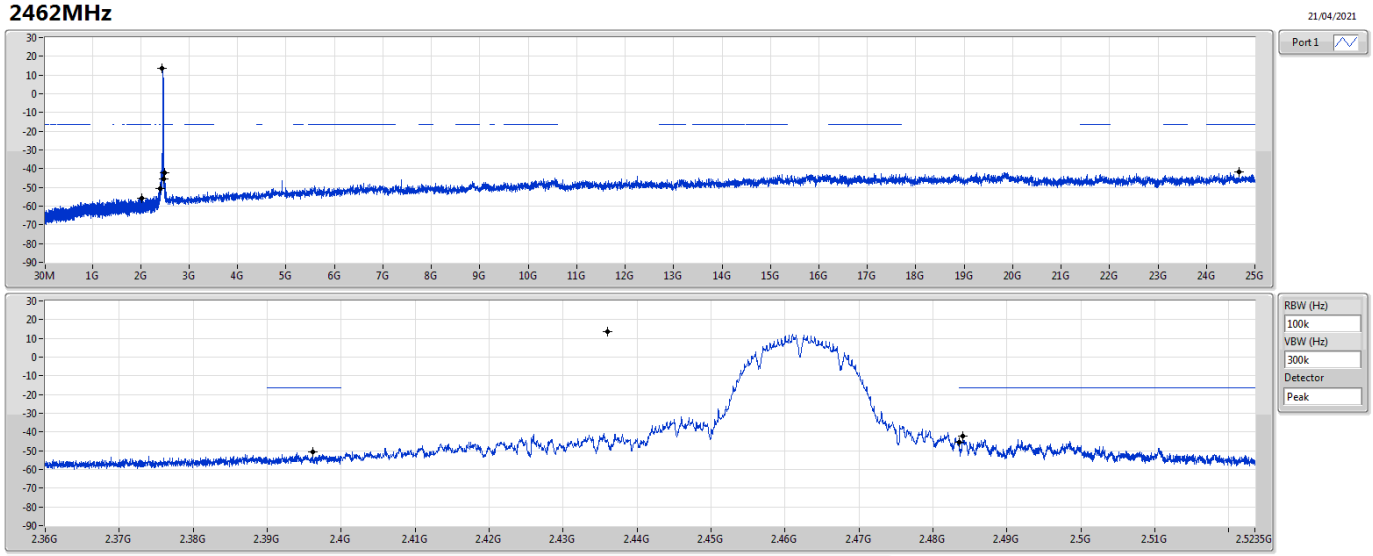

Ref(Hz)	Ref(dBm)	Limit(dBm)	Freq(Hz)	Level(dBm)	Freq(Hz)	Level(dBm)	Freq(Hz)	Level(dBm)	Freq(Hz)	Level(dBm)	Freq(Hz)	Level(dBm)	Port
2.43599G	13.54	-16.46	2.02477G	-55.56	2.39616G	-50.77	2.4835G	-45.57	2.484G	-42.41	24.67409G	-41.71	1

802.11g_Nss1,(6Mbps)_1TX **CSENdB**

2412MHz

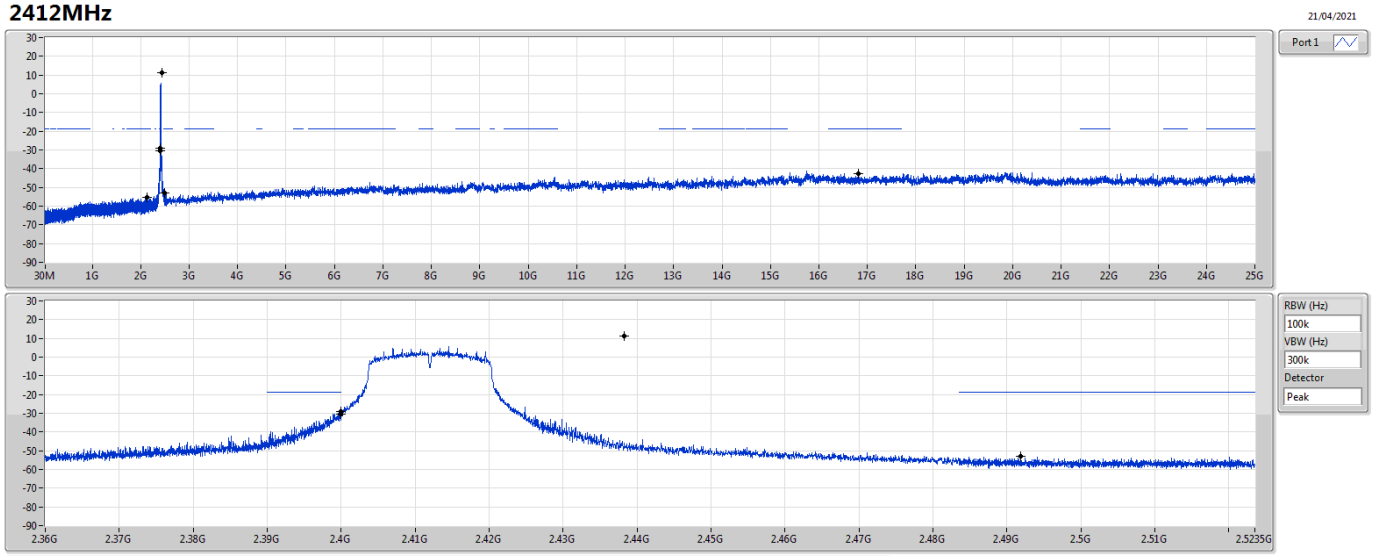

Ref(Hz)	Ref(dBm)	Limit(dBm)	Freq(Hz)	Level(dBm)	Freq(Hz)	Level(dBm)	Freq(Hz)	Level(dBm)	Freq(Hz)	Level(dBm)	Freq(Hz)	Level(dBm)	Port
2.43828G	11.48	-18.52	2.13486G	-55.26	2.39998G	-29.16	2.4G	-30.57	2.49182G	-53.14	16.82417G	-42.59	1

802.11g_Nss1,(6Mbps)_1TX **CSENdB**

2437MHz

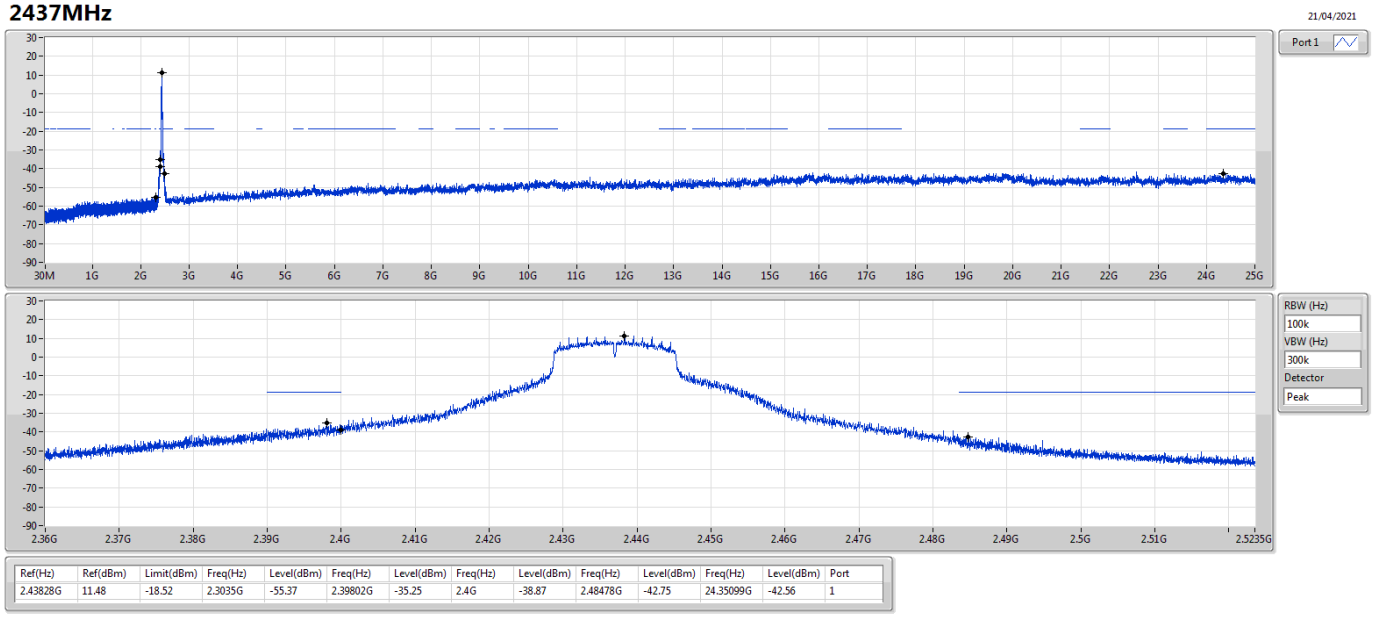

Ref(Hz)	Ref(dBm)	Limit(dBm)	Freq(Hz)	Level(dBm)	Freq(Hz)	Level(dBm)	Freq(Hz)	Level(dBm)	Freq(Hz)	Level(dBm)	Freq(Hz)	Level(dBm)	Port
2.43828G	11.48	-18.52	2.3035G	-55.37	2.39802G	-35.25	2.4G	-38.87	2.48478G	-42.75	24.35099G	-42.56	1

802.11g_Nss1,(6Mbps)_1TX **CSENdB**

2462MHz

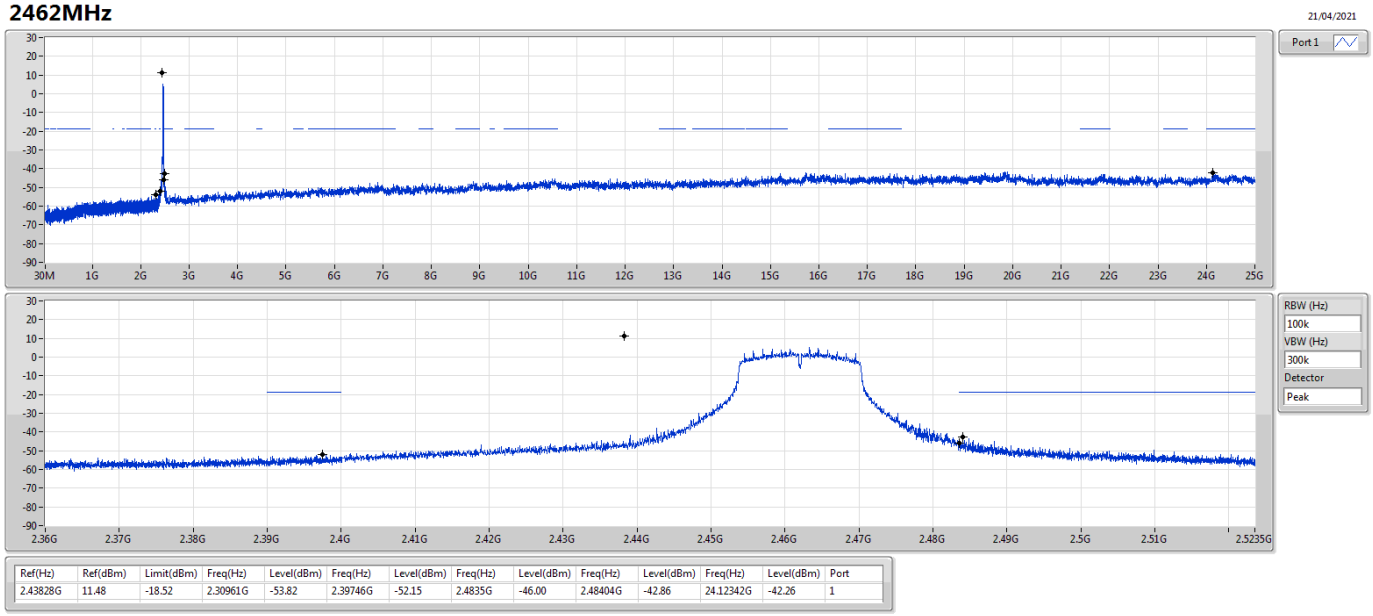

Ref(Hz)	Ref(dBm)	Limit(dBm)	Freq(Hz)	Level(dBm)	Freq(Hz)	Level(dBm)	Freq(Hz)	Level(dBm)	Freq(Hz)	Level(dBm)	Freq(Hz)	Level(dBm)	Port
2.43828G	11.48	-18.52	2.30961G	-53.82	2.39746G	-52.15	2.4835G	-46.00	2.48404G	-42.86	24.12342G	-42.26	1

802.11n HT20_Nss1,(MCS0)_1TX **CSENdB**

2412MHz

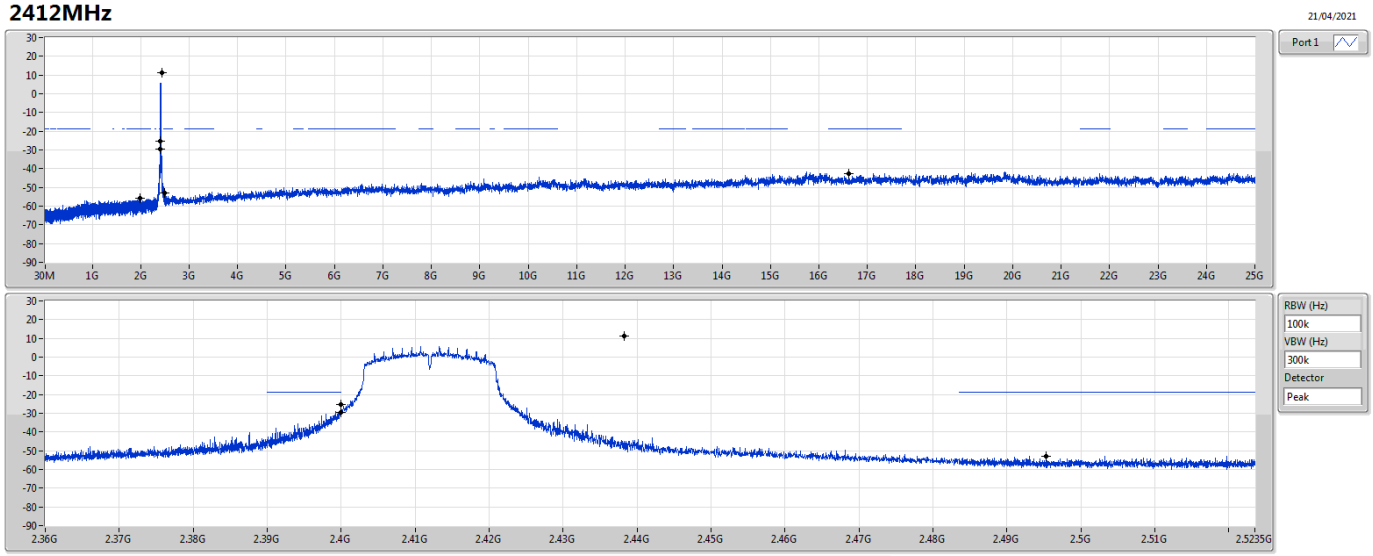

Ref(Hz)	Ref(dBm)	Limit(dBm)	Freq(Hz)	Level(dBm)	Freq(Hz)	Level(dBm)	Freq(Hz)	Level(dBm)	Freq(Hz)	Level(dBm)	Freq(Hz)	Level(dBm)	Port
2.43828G	11.07	-18.93	1.99099G	-55.71	2.39992G	-25.51	2.4G	-29.53	2.49532G	-52.77	16.61065G	-42.49	1

802.11n HT20_Nss1,(MCS0)_1TX **CSENdB**

2437MHz

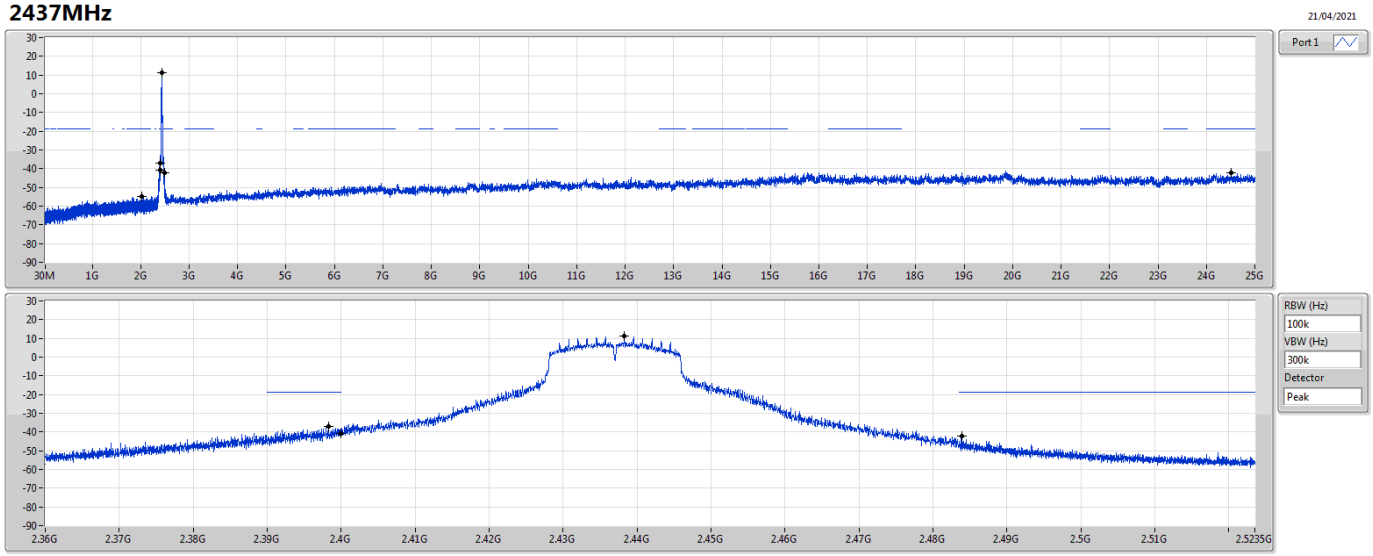

Ref(Hz)	Ref(dBm)	Limit(dBm)	Freq(Hz)	Level(dBm)	Freq(Hz)	Level(dBm)	Freq(Hz)	Level(dBm)	Freq(Hz)	Level(dBm)	Freq(Hz)	Level(dBm)	Port
2.43828G	11.07	-18.93	2.02332G	-54.63	2.39826G	-36.83	2.4G	-40.85	2.48394G	-42.22	24.51676G	-42.04	1

802.11n HT20_Nss1,(MCS0)_1TX **CSENdB**

2462MHz

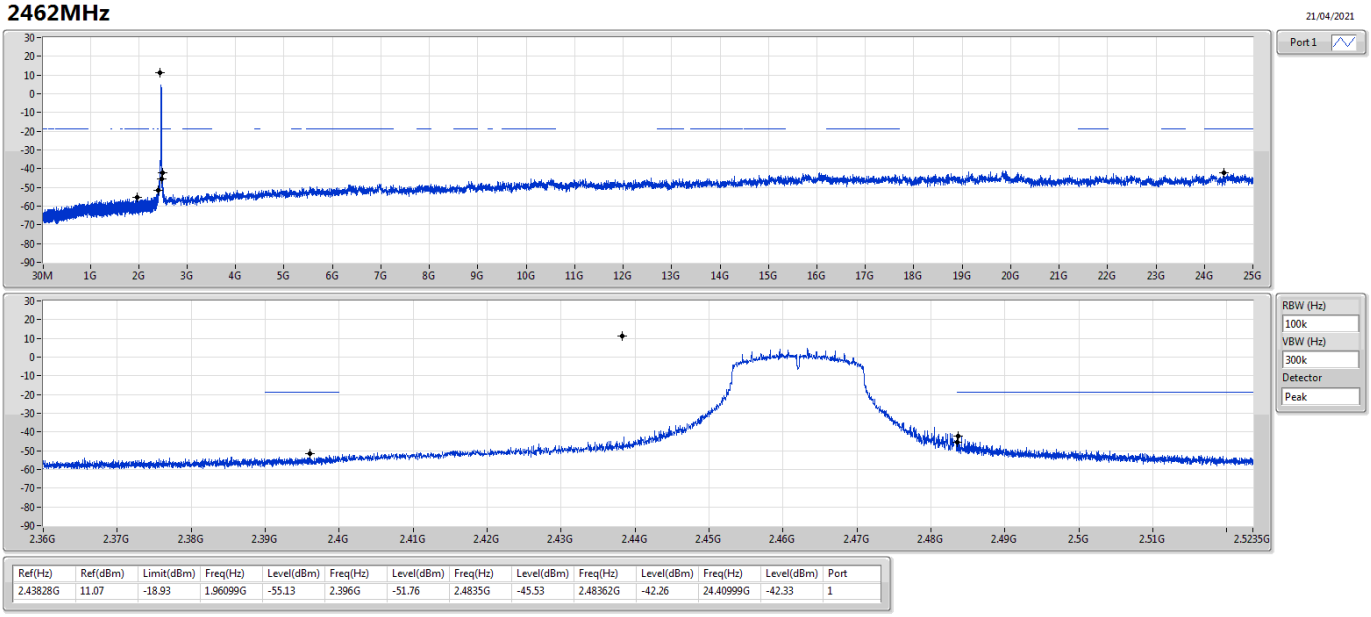

Ref(Hz)	Ref(dBm)	Limit(dBm)	Freq(Hz)	Level(dBm)	Freq(Hz)	Level(dBm)	Freq(Hz)	Level(dBm)	Freq(Hz)	Level(dBm)	Freq(Hz)	Level(dBm)	Port
2.43828G	11.07	-18.93	1.96099G	-55.13	2.396G	-51.76	2.4835G	-45.53	2.48362G	-42.26	24.40999G	-42.33	1

Summary

Mode	Result	Type	Freq (Hz)	Level (dBuV/m)	Limit (dBuV/m)	Margin (dB)	Dist (m)	Condition	Azimuth (°)	Height (m)	Comments
2.4-2.4835GHz	-	-	-	-	-	-	-	-	-	-	-
802.11n HT20_Nss1,(MCS0)_1TX	Pass	QP	400M	43.36	46.00	-2.64	3	Horizontal	0	1.64	-

Result

Mode	Result	Type	Freq (Hz)	Level (dBuV/m)	Limit (dBuV/m)	Margin (dB)	Dist (m)	Condition	Azimuth (°)	Height (m)	Comments
802.11n HT20_Nss1,(MCS0)_1TX	-	-	-	-	-	-	-	-	-	-	-
2437MHz	Pass	PK	37.76M	31.80	40.00	-8.20	3	Vertical	0	1.00	-
2437MHz	Pass	PK	249.22M	40.70	46.00	-5.30	3	Vertical	0	1.00	-
2437MHz	Pass	PK	289.96M	42.34	46.00	-3.66	3	Vertical	0	1.00	-
2437MHz	Pass	PK	400.54M	34.64	46.00	-11.36	3	Vertical	0	1.00	-
2437MHz	Pass	PK	499.48M	34.98	46.00	-11.02	3	Vertical	0	1.00	-
2437MHz	Pass	PK	774.96M	36.84	46.00	-9.16	3	Vertical	0	1.00	-
2437MHz	Pass	PK	64.92M	32.43	40.00	-7.57	3	Horizontal	360	1.00	-
2437MHz	Pass	PK	86.26M	29.57	40.00	-10.43	3	Horizontal	360	1.00	-
2437MHz	Pass	PK	200.72M	35.15	43.50	-8.35	3	Horizontal	360	1.00	-
2437MHz	Pass	PK	301.6M	40.79	46.00	-5.21	3	Horizontal	360	1.00	-
2437MHz	Pass	PK	499.48M	41.01	46.00	-4.99	3	Horizontal	360	1.00	-
2437MHz	Pass	QP	400M	43.36	46.00	-2.64	3	Horizontal	0	1.64	-

802.11n HT20_Nss1,(MCS0)_1TX

2437MHz_Adapter

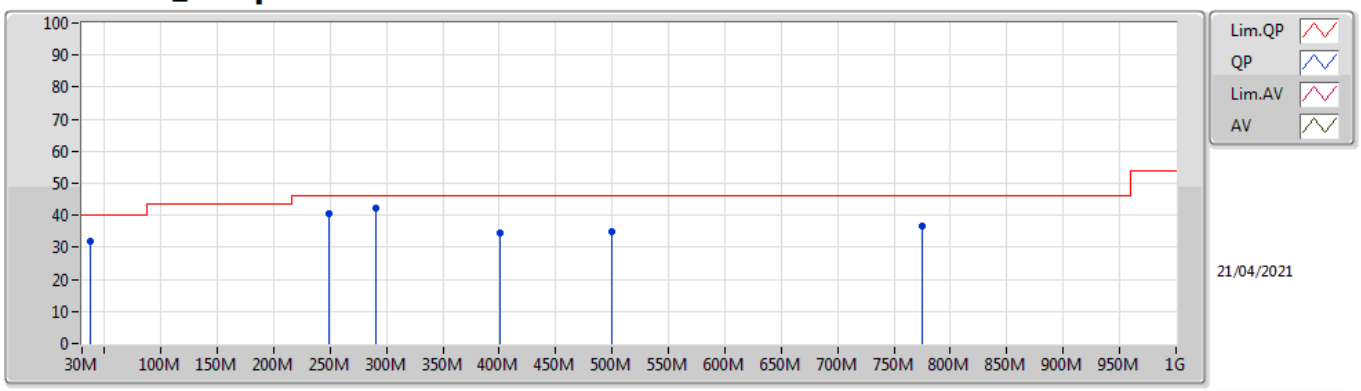

Type	Freq	Level	Limit	Margin	Factor	Dist	Condition	Azimuth	Height	Comment	Raw	AF	CL	PA
	(Hz)	(dBuV/m)	(dBuV/m)	(dB)	(dB)	(m)		(°)	(m)		(dBuV)	(dB)	(dB)	(dB)
PK	37.76M	31.80	40.00	-8.20	-16.61	3	Vertical	0	1.00	-	48.41	19.77	0.70	37.08
PK	249.22M	40.70	46.00	-5.30	-17.33	3	Vertical	0	1.00	-	58.03	17.56	1.50	36.39
PK	289.96M	42.34	46.00	-3.66	-16.64	3	Vertical	0	1.00	-	58.98	18.15	1.64	36.43
PK	400.54M	34.64	46.00	-11.36	-13.53	3	Vertical	0	1.00	-	48.17	21.13	1.91	36.57
PK	499.48M	34.98	46.00	-11.02	-11.51	3	Vertical	0	1.00	-	46.49	23.25	2.23	36.99
PK	774.96M	36.84	46.00	-9.16	-7.42	3	Vertical	0	1.00	-	44.26	27.36	2.77	37.55

802.11n HT20_Nss1,(MCS0)_1TX

2437MHz_Adapter

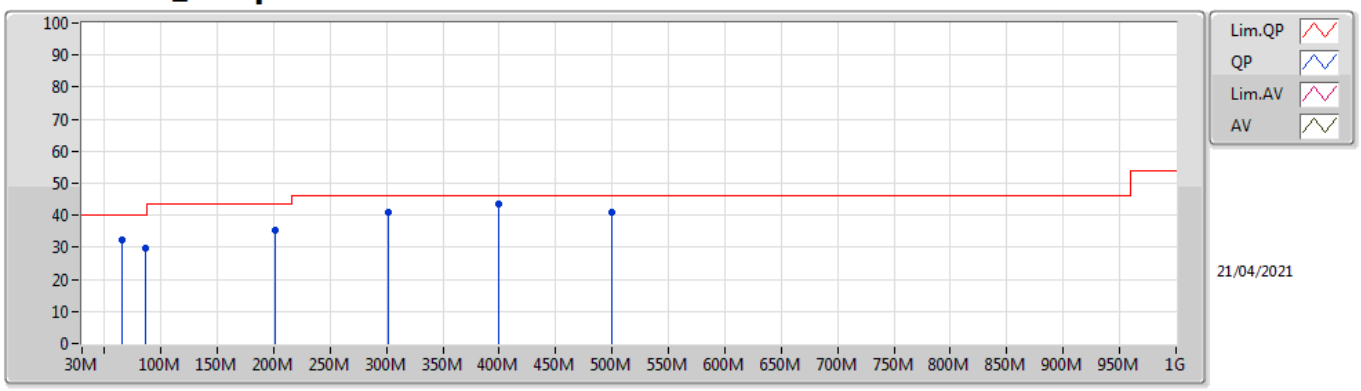

Type	Freq	Level	Limit	Margin	Factor	Dist	Condition	Azimuth	Height	Comment	Raw	AF	CL	PA
	(Hz)	(dBuV/m)	(dBuV/m)	(dB)	(dB)	(m)		(°)	(m)		(dBuV)	(dB)	(dB)	(dB)
PK	64.92M	32.43	40.00	-7.57	-25.30	3	Horizontal	360	1.00	-	57.73	10.91	0.82	37.03
PK	86.26M	29.57	40.00	-10.43	-22.50	3	Horizontal	360	1.00	-	52.07	13.36	0.92	36.78
PK	200.72M	35.15	43.50	-8.35	-20.76	3	Horizontal	360	1.00	-	55.91	14.19	1.32	36.27
PK	301.6M	40.79	46.00	-5.21	-16.42	3	Horizontal	360	1.00	-	57.21	18.35	1.67	36.44
PK	499.48M	41.01	46.00	-4.99	-11.51	3	Horizontal	360	1.00	-	52.52	23.25	2.23	36.99
QP	400M	43.36	46.00	-2.64	-13.55	3	Horizontal	0	1.64	-	56.91	21.11	1.91	36.57

Summary

Mode	Result	Type	Freq (Hz)	Level (dBuV/m)	Limit (dBuV/m)	Margin (dB)	Dist (m)	Condition	Azimuth (°)	Height (m)	Comments
2.4-2.4835GHz	-	-	-	-	-	-	-	-	-	-	-
802.11b_Nss1,(1Mbps)_1TX	Pass	AV	2.4858G	53.83	54.00	-0.17	3	Vertical	339	1.50	-
802.11g_Nss1,(6Mbps)_1TX	Pass	AV	2.4835G	53.86	54.00	-0.14	3	Vertical	338	1.50	-
802.11n HT20_Nss1,(MCS0)_1TX	Pass	PK	2.3886G	73.93	74.00	-0.07	3	Vertical	40	1.45	-

Result

Mode	Result	Type	Freq (Hz)	Level (dBuV/m)	Limit (dBuV/m)	Margin (dB)	Dist (m)	Condition	Azimuth (°)	Height (m)	Comments
802.11b_Nss1,(1Mbps)_1TX	-	-	-	-	-	-	-	-	-	-	-
2412MHz	Pass	AV	2.3838G	53.45	54.00	-0.55	3	Vertical	41	1.63	-
2412MHz	Pass	AV	2.4112G	109.80	Inf	-Inf	3	Vertical	41	1.63	-
2412MHz	Pass	PK	2.3842G	62.12	74.00	-11.88	3	Vertical	41	1.63	-
2412MHz	Pass	PK	2.411G	112.53	Inf	-Inf	3	Vertical	41	1.63	-
2412MHz	Pass	AV	2.3814G	45.37	54.00	-8.63	3	Horizontal	340	1.00	-
2412MHz	Pass	AV	2.4112G	100.43	Inf	-Inf	3	Horizontal	340	1.00	-
2412MHz	Pass	PK	2.3826G	58.06	74.00	-15.94	3	Horizontal	340	1.00	-
2412MHz	Pass	PK	2.4128G	103.11	Inf	-Inf	3	Horizontal	340	1.00	-
2412MHz	Pass	AV	4.82397G	30.98	54.00	-23.02	3	Vertical	334	1.80	-
2412MHz	Pass	PK	4.82394G	43.41	74.00	-30.59	3	Vertical	334	1.80	-
2412MHz	Pass	AV	4.82396G	29.87	54.00	-24.13	3	Horizontal	31	1.67	-
2412MHz	Pass	PK	4.82346G	42.98	74.00	-31.02	3	Horizontal	31	1.67	-
2417MHz	Pass	AV	2.3888G	53.45	54.00	-0.55	3	Vertical	39	1.46	-
2417MHz	Pass	AV	2.4162G	110.09	Inf	-Inf	3	Vertical	39	1.46	-
2417MHz	Pass	PK	2.389G	62.23	74.00	-11.77	3	Vertical	39	1.46	-
2417MHz	Pass	PK	2.4178G	113.14	Inf	-Inf	3	Vertical	39	1.46	-
2417MHz	Pass	AV	2.3886G	44.93	54.00	-9.07	3	Horizontal	340	1.16	-
2417MHz	Pass	AV	2.4178G	100.33	Inf	-Inf	3	Horizontal	340	1.16	-
2417MHz	Pass	PK	2.3772G	57.21	74.00	-16.79	3	Horizontal	340	1.16	-
2417MHz	Pass	PK	2.4178G	103.14	Inf	-Inf	3	Horizontal	340	1.16	-
2437MHz	Pass	AV	2.3858G	52.61	54.00	-1.39	3	Vertical	341	1.59	-
2437MHz	Pass	AV	2.4362G	111.62	Inf	-Inf	3	Vertical	341	1.59	-
2437MHz	Pass	AV	2.4846G	52.12	54.00	-1.88	3	Vertical	341	1.59	-
2437MHz	Pass	PK	2.3846G	61.07	74.00	-12.93	3	Vertical	341	1.59	-
2437MHz	Pass	PK	2.4378G	114.67	Inf	-Inf	3	Vertical	341	1.59	-
2437MHz	Pass	PK	2.487G	60.84	74.00	-13.16	3	Vertical	341	1.59	-
2437MHz	Pass	AV	2.3882G	45.77	54.00	-8.23	3	Horizontal	342	1.04	-
2437MHz	Pass	AV	2.4378G	104.14	Inf	-Inf	3	Horizontal	342	1.04	-
2437MHz	Pass	AV	2.4846G	45.57	54.00	-8.43	3	Horizontal	342	1.04	-
2437MHz	Pass	PK	2.3858G	57.11	74.00	-16.89	3	Horizontal	342	1.04	-
2437MHz	Pass	PK	2.4378G	106.81	Inf	-Inf	3	Horizontal	342	1.04	-
2437MHz	Pass	PK	2.491G	56.92	74.00	-17.08	3	Horizontal	342	1.04	-
2437MHz	Pass	AV	4.874G	31.18	54.00	-22.82	3	Vertical	81	1.50	-
2437MHz	Pass	AV	7.31014G	48.37	54.00	-5.63	3	Vertical	0	2.67	-
2437MHz	Pass	PK	4.87371G	43.66	74.00	-30.34	3	Vertical	81	1.50	-
2437MHz	Pass	PK	7.30966G	55.59	74.00	-18.41	3	Vertical	0	2.67	-
2437MHz	Pass	AV	4.87406G	31.72	54.00	-22.28	3	Horizontal	126	1.56	-
2437MHz	Pass	AV	7.31023G	50.93	54.00	-3.07	3	Horizontal	337	1.50	-
2437MHz	Pass	PK	4.87449G	44.93	74.00	-29.07	3	Horizontal	126	1.56	-
2437MHz	Pass	PK	7.31131G	56.77	74.00	-17.23	3	Horizontal	337	1.50	-
2457MHz	Pass	AV	2.4562G	111.20	Inf	-Inf	3	Vertical	339	1.50	-
2457MHz	Pass	AV	2.4858G	53.83	54.00	-0.17	3	Vertical	339	1.50	-
2457MHz	Pass	PK	2.4578G	114.08	Inf	-Inf	3	Vertical	339	1.50	-
2457MHz	Pass	PK	2.4858G	62.72	74.00	-11.28	3	Vertical	339	1.50	-
2457MHz	Pass	AV	2.4562G	102.91	Inf	-Inf	3	Horizontal	243	2.03	-
2457MHz	Pass	AV	2.486G	47.01	54.00	-6.99	3	Horizontal	243	2.03	-
2457MHz	Pass	PK	2.4578G	105.56	Inf	-Inf	3	Horizontal	243	2.03	-
2457MHz	Pass	PK	2.486G	58.97	74.00	-15.03	3	Horizontal	243	2.03	-
2462MHz	Pass	AV	2.4612G	111.11	Inf	-Inf	3	Vertical	340	1.50	-
2462MHz	Pass	AV	2.4918G	53.24	54.00	-0.76	3	Vertical	340	1.50	-
2462MHz	Pass	PK	2.4628G	113.97	Inf	-Inf	3	Vertical	340	1.50	-
2462MHz	Pass	PK	2.491G	63.06	74.00	-10.94	3	Vertical	340	1.50	-
2462MHz	Pass	AV	2.4612G	101.79	Inf	-Inf	3	Horizontal	337	1.40	-
2462MHz	Pass	AV	2.4878G	47.42	54.00	-6.58	3	Horizontal	337	1.40	-
2462MHz	Pass	PK	2.4612G	104.47	Inf	-Inf	3	Horizontal	337	1.40	-
2462MHz	Pass	PK	2.4866G	58.21	74.00	-15.79	3	Horizontal	337	1.40	-
2462MHz	Pass	AV	4.92392G	30.59	54.00	-23.41	3	Vertical	92	2.17	-
2462MHz	Pass	AV	7.3867G	43.58	54.00	-10.42	3	Vertical	4	1.50	-
2462MHz	Pass	PK	4.92386G	43.83	74.00	-30.17	3	Vertical	92	2.17	-
2462MHz	Pass	PK	7.38549G	52.60	74.00	-21.40	3	Vertical	4	1.50	-

Mode	Result	Type	Freq (Hz)	Level (dBuV/m)	Limit (dBuV/m)	Margin (dB)	Dist (m)	Condition	Azimuth (°)	Height (m)	Comments
2462MHz	Pass	AV	4.92397G	31.42	54.00	-22.58	3	Horizontal	104	1.38	-
2462MHz	Pass	AV	7.38674G	45.22	54.00	-8.78	3	Horizontal	338	1.42	-
2462MHz	Pass	PK	4.9244G	43.85	74.00	-30.15	3	Horizontal	104	1.38	-
2462MHz	Pass	PK	7.38698G	53.53	74.00	-20.47	3	Horizontal	338	1.42	-
802.11g_Nss1,(6Mbps)_1TX	-	-	-	-	-	-	-	-	-	-	-
2412MHz	Pass	AV	2.39G	53.82	54.00	-0.18	3	Vertical	34	1.93	-
2412MHz	Pass	AV	2.4106G	102.75	Inf	-Inf	3	Vertical	34	1.93	-
2412MHz	Pass	PK	2.3896G	68.74	74.00	-5.26	3	Vertical	34	1.93	-
2412MHz	Pass	PK	2.4102G	112.69	Inf	-Inf	3	Vertical	34	1.93	-
2412MHz	Pass	AV	2.3896G	46.67	54.00	-7.33	3	Horizontal	340	1.00	-
2412MHz	Pass	AV	2.4128G	93.01	Inf	-Inf	3	Horizontal	340	1.00	-
2412MHz	Pass	PK	2.3892G	59.16	74.00	-14.84	3	Horizontal	340	1.00	-
2412MHz	Pass	PK	2.4112G	102.73	Inf	-Inf	3	Horizontal	340	1.00	-
2412MHz	Pass	AV	4.82308G	30.52	54.00	-23.48	3	Vertical	360	1.18	-
2412MHz	Pass	PK	4.82324G	43.47	74.00	-30.53	3	Vertical	360	1.18	-
2412MHz	Pass	AV	4.82315G	30.36	54.00	-23.64	3	Horizontal	201	1.50	-
2412MHz	Pass	PK	4.82301G	42.71	74.00	-31.29	3	Horizontal	201	1.50	-
2417MHz	Pass	AV	2.39G	51.64	54.00	-2.36	3	Vertical	38	1.43	-
2417MHz	Pass	AV	2.4182G	103.65	Inf	-Inf	3	Vertical	38	1.43	-
2417MHz	Pass	PK	2.3892G	73.56	74.00	-0.44	3	Vertical	38	1.43	-
2417MHz	Pass	PK	2.417G	114.84	Inf	-Inf	3	Vertical	38	1.43	-
2417MHz	Pass	AV	2.389G	45.60	54.00	-8.40	3	Horizontal	243	1.97	-
2417MHz	Pass	AV	2.418G	94.55	Inf	-Inf	3	Horizontal	243	1.97	-
2417MHz	Pass	PK	2.3856G	65.15	74.00	-8.85	3	Horizontal	243	1.97	-
2417MHz	Pass	PK	2.4166G	105.46	Inf	-Inf	3	Horizontal	243	1.97	-
2437MHz	Pass	AV	2.3898G	51.96	54.00	-2.04	3	Vertical	337	1.58	-
2437MHz	Pass	AV	2.4378G	107.86	Inf	-Inf	3	Vertical	337	1.58	-
2437MHz	Pass	AV	2.4835G	53.74	54.00	-0.26	3	Vertical	337	1.58	-
2437MHz	Pass	PK	2.389G	72.68	74.00	-1.32	3	Vertical	337	1.58	-
2437MHz	Pass	PK	2.4382G	118.66	Inf	-Inf	3	Vertical	337	1.58	-
2437MHz	Pass	PK	2.4874G	72.76	74.00	-1.24	3	Vertical	337	1.58	-
2437MHz	Pass	AV	2.3894G	46.58	54.00	-7.42	3	Horizontal	339	1.00	-
2437MHz	Pass	AV	2.4378G	99.96	Inf	-Inf	3	Horizontal	339	1.00	-
2437MHz	Pass	AV	2.485G	47.24	54.00	-6.76	3	Horizontal	339	1.00	-
2437MHz	Pass	PK	2.3818G	63.95	74.00	-10.05	3	Horizontal	339	1.00	-
2437MHz	Pass	PK	2.437G	110.78	Inf	-Inf	3	Horizontal	339	1.00	-
2437MHz	Pass	PK	2.4866G	63.46	74.00	-10.54	3	Horizontal	339	1.00	-
2437MHz	Pass	AV	4.87251G	30.34	54.00	-23.66	3	Vertical	32	1.90	-
2437MHz	Pass	AV	7.31154G	42.26	54.00	-11.74	3	Vertical	1	2.67	-
2437MHz	Pass	PK	4.87338G	43.66	74.00	-30.34	3	Vertical	32	1.90	-
2437MHz	Pass	PK	7.31004G	56.97	74.00	-17.03	3	Vertical	1	2.67	-
2437MHz	Pass	AV	4.87213G	30.47	54.00	-23.53	3	Horizontal	123	1.31	-
2437MHz	Pass	AV	7.31034G	43.53	54.00	-10.47	3	Horizontal	337	1.50	-
2437MHz	Pass	PK	4.87286G	42.95	74.00	-31.05	3	Horizontal	123	1.31	-
2437MHz	Pass	PK	7.30908G	58.61	74.00	-15.39	3	Horizontal	337	1.50	-
2457MHz	Pass	PK	2.4568G	115.12	Inf	-Inf	3	Vertical	338	1.50	-
2457MHz	Pass	AV	2.4584G	104.93	Inf	-Inf	3	Vertical	338	1.50	-
2457MHz	Pass	PK	2.4842G	71.34	74.00	-2.66	3	Vertical	338	1.50	-
2457MHz	Pass	AV	2.4835G	53.86	54.00	-0.14	3	Vertical	338	1.50	-
2457MHz	Pass	AV	2.4586G	95.48	Inf	-Inf	3	Horizontal	244	1.90	-
2457MHz	Pass	AV	2.4836G	47.80	54.00	-6.20	3	Horizontal	244	1.90	-
2457MHz	Pass	PK	2.458G	104.76	Inf	-Inf	3	Horizontal	244	1.90	-
2457MHz	Pass	PK	2.485G	61.26	74.00	-12.74	3	Horizontal	244	1.90	-
2462MHz	Pass	AV	2.4608G	103.32	Inf	-Inf	3	Vertical	339	1.44	-
2462MHz	Pass	AV	2.4835G	53.75	54.00	-0.25	3	Vertical	339	1.44	-
2462MHz	Pass	PK	2.4618G	114.44	Inf	-Inf	3	Vertical	339	1.44	-
2462MHz	Pass	PK	2.4838G	73.58	74.00	-0.42	3	Vertical	339	1.44	-
2462MHz	Pass	AV	2.4632G	93.39	Inf	-Inf	3	Horizontal	337	1.28	-
2462MHz	Pass	AV	2.4835G	46.37	54.00	-7.63	3	Horizontal	337	1.28	-
2462MHz	Pass	PK	2.4632G	103.56	Inf	-Inf	3	Horizontal	337	1.28	-
2462MHz	Pass	PK	2.484G	60.45	74.00	-13.55	3	Horizontal	337	1.28	-
2462MHz	Pass	AV	4.93366G	30.29	54.00	-23.71	3	Vertical	276	1.53	-

Mode	Result	Type	Freq (Hz)	Level (dBuV/m)	Limit (dBuV/m)	Margin (dB)	Dist (m)	Condition	Azimuth (°)	Height (m)	Comments
2462MHz	Pass	AV	7.38852G	36.52	54.00	-17.48	3	Vertical	347	1.46	-
2462MHz	Pass	PK	4.91236G	42.88	74.00	-31.12	3	Vertical	276	1.53	-
2462MHz	Pass	PK	7.39122G	50.00	74.00	-24.00	3	Vertical	347	1.46	-
2462MHz	Pass	AV	4.91476G	30.30	54.00	-23.70	3	Horizontal	8	1.50	-
2462MHz	Pass	AV	7.38186G	36.49	54.00	-17.51	3	Horizontal	339	1.42	-
2462MHz	Pass	PK	4.91002G	43.75	74.00	-30.25	3	Horizontal	8	1.50	-
2462MHz	Pass	PK	7.38042G	51.48	74.00	-22.52	3	Horizontal	339	1.42	-
802.11n HT20_Nss1,(MCS0)_1TX	-	-	-	-	-	-	-	-	-	-	-
2412MHz	Pass	AV	2.39G	53.48	54.00	-0.52	3	Vertical	39	1.77	-
2412MHz	Pass	AV	2.4096G	102.71	Inf	-Inf	3	Vertical	39	1.77	-
2412MHz	Pass	PK	2.3874G	73.92	74.00	-0.08	3	Vertical	39	1.77	-
2412MHz	Pass	PK	2.4142G	113.47	Inf	-Inf	3	Vertical	39	1.77	-
2412MHz	Pass	AV	2.39G	46.64	54.00	-7.36	3	Horizontal	340	1.00	-
2412MHz	Pass	AV	2.4128G	92.67	Inf	-Inf	3	Horizontal	340	1.00	-
2412MHz	Pass	PK	2.3854G	61.87	74.00	-12.13	3	Horizontal	340	1.00	-
2412MHz	Pass	PK	2.4124G	102.10	Inf	-Inf	3	Horizontal	340	1.00	-
2412MHz	Pass	AV	4.83672G	30.60	54.00	-23.40	3	Vertical	336	1.46	-
2412MHz	Pass	PK	4.82286G	42.54	74.00	-31.46	3	Vertical	336	1.46	-
2412MHz	Pass	AV	4.83684G	30.72	54.00	-23.28	3	Horizontal	360	1.10	-
2412MHz	Pass	PK	4.81986G	43.28	74.00	-30.72	3	Horizontal	360	1.10	-
2417MHz	Pass	AV	2.3896G	52.95	54.00	-1.05	3	Vertical	40	1.45	-
2417MHz	Pass	AV	2.4182G	103.97	Inf	-Inf	3	Vertical	40	1.45	-
2417MHz	Pass	PK	2.3886G	73.93	74.00	-0.07	3	Vertical	40	1.45	-
2417MHz	Pass	PK	2.419G	114.78	Inf	-Inf	3	Vertical	40	1.45	-
2417MHz	Pass	AV	2.3898G	46.06	54.00	-7.94	3	Horizontal	339	1.16	-
2417MHz	Pass	AV	2.4162G	93.93	Inf	-Inf	3	Horizontal	339	1.16	-
2417MHz	Pass	PK	2.373G	61.05	74.00	-12.95	3	Horizontal	339	1.16	-
2417MHz	Pass	PK	2.4184G	103.38	Inf	-Inf	3	Horizontal	339	1.16	-
2437MHz	Pass	AV	2.3898G	51.70	54.00	-2.30	3	Vertical	340	1.58	-
2437MHz	Pass	AV	2.439G	107.56	Inf	-Inf	3	Vertical	340	1.58	-
2437MHz	Pass	AV	2.4838G	52.46	54.00	-1.54	3	Vertical	340	1.58	-
2437MHz	Pass	PK	2.379G	73.52	74.00	-0.48	3	Vertical	340	1.58	-
2437MHz	Pass	PK	2.4342G	117.44	Inf	-Inf	3	Vertical	340	1.58	-
2437MHz	Pass	PK	2.4842G	72.49	74.00	-1.51	3	Vertical	340	1.58	-
2437MHz	Pass	AV	2.3894G	46.40	54.00	-7.60	3	Horizontal	341	1.06	-
2437MHz	Pass	AV	2.4394G	98.89	Inf	-Inf	3	Horizontal	341	1.06	-
2437MHz	Pass	AV	2.4842G	46.11	54.00	-7.89	3	Horizontal	341	1.06	-
2437MHz	Pass	PK	2.3862G	62.02	74.00	-11.98	3	Horizontal	341	1.06	-
2437MHz	Pass	PK	2.4394G	109.29	Inf	-Inf	3	Horizontal	341	1.06	-
2437MHz	Pass	PK	2.4942G	62.28	74.00	-11.72	3	Horizontal	341	1.06	-
2437MHz	Pass	AV	4.88882G	30.28	54.00	-23.72	3	Vertical	19	1.50	-
2437MHz	Pass	AV	7.30812G	40.04	54.00	-13.96	3	Vertical	3	1.89	-
2437MHz	Pass	PK	4.8812G	42.36	74.00	-31.64	3	Vertical	19	1.50	-
2437MHz	Pass	PK	7.31358G	54.03	74.00	-19.97	3	Vertical	3	1.89	-
2437MHz	Pass	AV	4.88768G	30.00	54.00	-24.00	3	Horizontal	303	1.50	-
2437MHz	Pass	AV	7.30746G	37.07	54.00	-16.93	3	Horizontal	344	1.50	-
2437MHz	Pass	PK	4.86734G	42.47	74.00	-31.53	3	Horizontal	303	1.50	-
2437MHz	Pass	PK	7.3026G	50.17	74.00	-23.83	3	Horizontal	344	1.50	-
2457MHz	Pass	AV	2.4552G	104.48	Inf	-Inf	3	Vertical	339	1.50	-
2457MHz	Pass	AV	2.4835G	53.93	54.00	-0.07	3	Vertical	339	1.50	-
2457MHz	Pass	PK	2.4548G	115.43	Inf	-Inf	3	Vertical	339	1.50	-
2457MHz	Pass	PK	2.4836G	73.90	74.00	-0.10	3	Vertical	339	1.50	-
2457MHz	Pass	AV	2.4588G	95.28	Inf	-Inf	3	Horizontal	244	1.88	-
2457MHz	Pass	AV	2.4836G	47.57	54.00	-6.43	3	Horizontal	244	1.88	-
2457MHz	Pass	PK	2.4592G	104.62	Inf	-Inf	3	Horizontal	244	1.88	-
2457MHz	Pass	PK	2.484G	63.67	74.00	-10.33	3	Horizontal	244	1.88	-
2462MHz	Pass	AV	2.4634G	103.13	Inf	-Inf	3	Vertical	338	1.50	-
2462MHz	Pass	AV	2.4835G	53.66	54.00	-0.34	3	Vertical	338	1.50	-
2462MHz	Pass	PK	2.4642G	113.92	Inf	-Inf	3	Vertical	338	1.50	-
2462MHz	Pass	PK	2.4836G	73.63	74.00	-0.37	3	Vertical	338	1.50	-
2462MHz	Pass	AV	2.461G	94.12	Inf	-Inf	3	Horizontal	339	1.00	-
2462MHz	Pass	AV	2.4836G	47.59	54.00	-6.41	3	Horizontal	339	1.00	-

Mode	Result	Type	Freq (Hz)	Level (dBuV/m)	Limit (dBuV/m)	Margin (dB)	Dist (m)	Condition	Azimuth (°)	Height (m)	Comments
2462MHz	Pass	PK	2.4644G	104.75	Inf	-Inf	3	Horizontal	339	1.00	-
2462MHz	Pass	PK	2.4844G	62.01	74.00	-11.99	3	Horizontal	339	1.00	-
2462MHz	Pass	AV	4.93294G	30.07	54.00	-23.93	3	Vertical	173	1.50	-
2462MHz	Pass	AV	7.39008G	36.28	54.00	-17.72	3	Vertical	2	1.44	-
2462MHz	Pass	PK	4.91638G	42.53	74.00	-31.47	3	Vertical	173	1.50	-
2462MHz	Pass	PK	7.38816G	49.36	74.00	-24.64	3	Vertical	2	1.44	-
2462MHz	Pass	AV	4.91572G	30.30	54.00	-23.70	3	Horizontal	185	1.50	-
2462MHz	Pass	AV	7.38504G	36.24	54.00	-17.76	3	Horizontal	321	1.92	-
2462MHz	Pass	PK	4.91146G	42.26	74.00	-31.74	3	Horizontal	185	1.50	-
2462MHz	Pass	PK	7.38066G	50.01	74.00	-23.99	3	Horizontal	321	1.92	-

802.11b_Nss1,(1Mbps)_1TX

2412MHz_TX

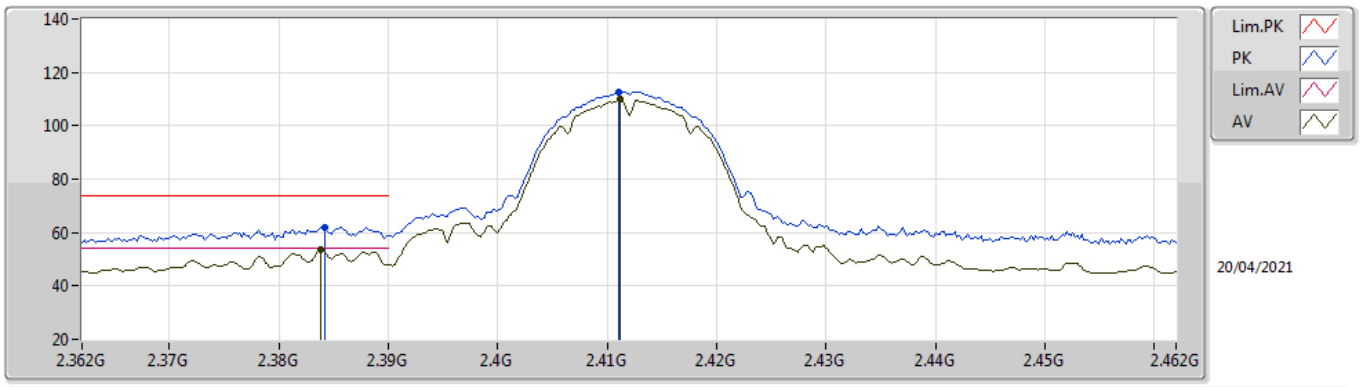

Type	Freq	Level	Limit	Margin	Factor	Dist	Condition	Azimuth	Height	Comment	Raw	AF	CL	PA
	(Hz)	(dBuV/m)	(dBuV/m)	(dB)	(dB)	(m)		(°)	(m)		(dBuV)	(dB)	(dB)	(dB)
AV	2.3838G	53.45	54.00	-0.55	31.54	3	Vertical	41	1.63	-	21.91	27.66	3.88	-
AV	2.4112G	109.80	Inf	-Inf	31.52	3	Vertical	41	1.63	-	78.28	27.60	3.92	-
PK	2.3842G	62.12	74.00	-11.88	31.54	3	Vertical	41	1.63	-	30.58	27.66	3.88	-
PK	2.411G	112.53	Inf	-Inf	31.52	3	Vertical	41	1.63	-	81.01	27.60	3.92	-

802.11b_Nss1,(1Mbps)_1TX

2412MHz_TX

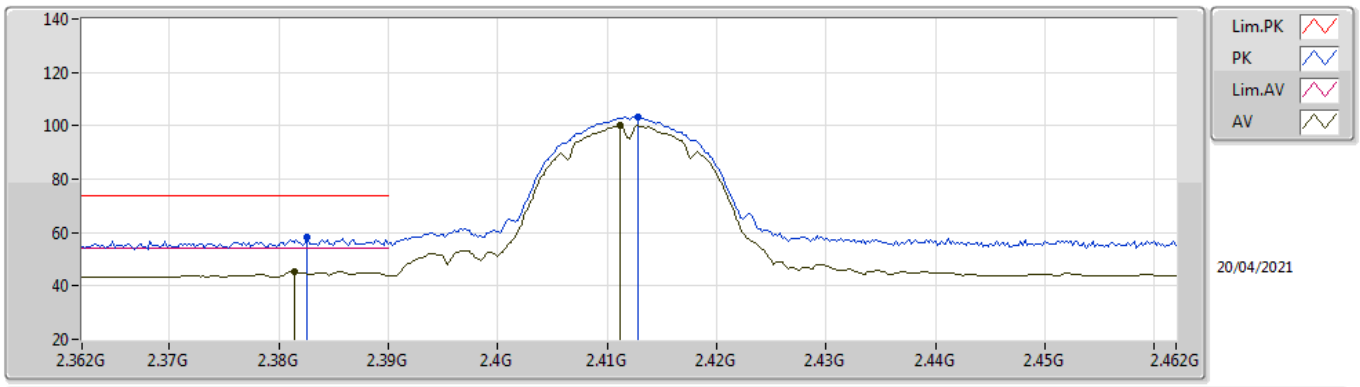

Type	Freq	Level	Limit	Margin	Factor	Dist	Condition	Azimuth	Height	Comment	Raw	AF	CL	PA
	(Hz)	(dBuV/m)	(dBuV/m)	(dB)	(dB)	(m)		(°)	(m)		(dBuV)	(dB)	(dB)	(dB)
AV	2.3814G	45.37	54.00	-8.63	31.54	3	Horizontal	340	1.00	-	13.83	27.67	3.87	-
AV	2.4112G	100.43	Inf	-Inf	31.52	3	Horizontal	340	1.00	-	68.91	27.60	3.92	-
PK	2.3826G	58.06	74.00	-15.94	31.54	3	Horizontal	340	1.00	-	26.52	27.67	3.87	-
PK	2.4128G	103.11	Inf	-Inf	31.52	3	Horizontal	340	1.00	-	71.59	27.60	3.92	-

802.11b_Nss1,(1Mbps)_1TX

2412MHz_TX

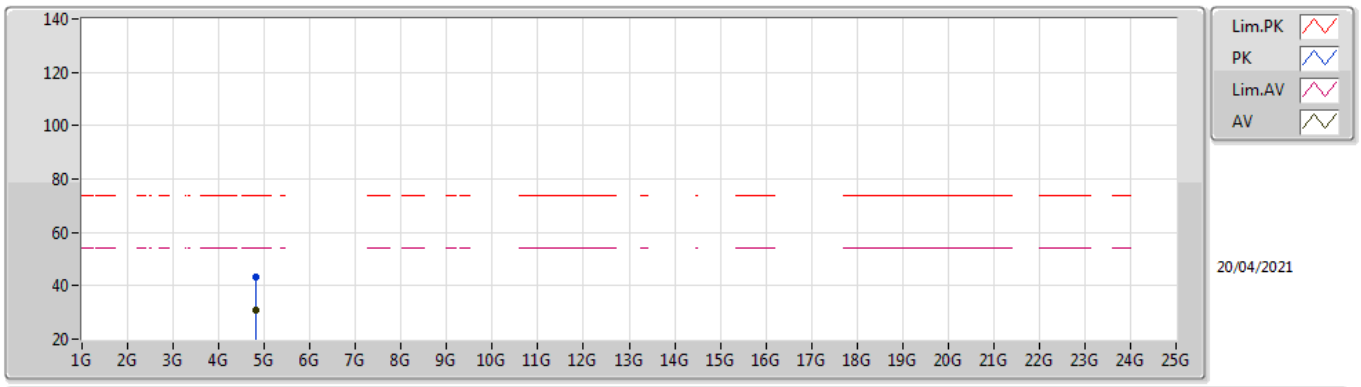

Type	Freq	Level	Limit	Margin	Factor	Dist	Condition	Azimuth	Height	Comment	Raw	AF	CL	PA
	(Hz)	(dBuV/m)	(dBuV/m)	(dB)	(dB)	(m)		(°)	(m)		(dBuV)	(dB)	(dB)	(dB)
AV	4.82397G	30.98	54.00	-23.02	1.58	3	Vertical	334	1.80	-	29.40	31.20	5.31	34.93
PK	4.82394G	43.41	74.00	-30.59	1.58	3	Vertical	334	1.80	-	41.83	31.20	5.31	34.93

802.11b_Nss1,(1Mbps)_1TX

2412MHz_TX

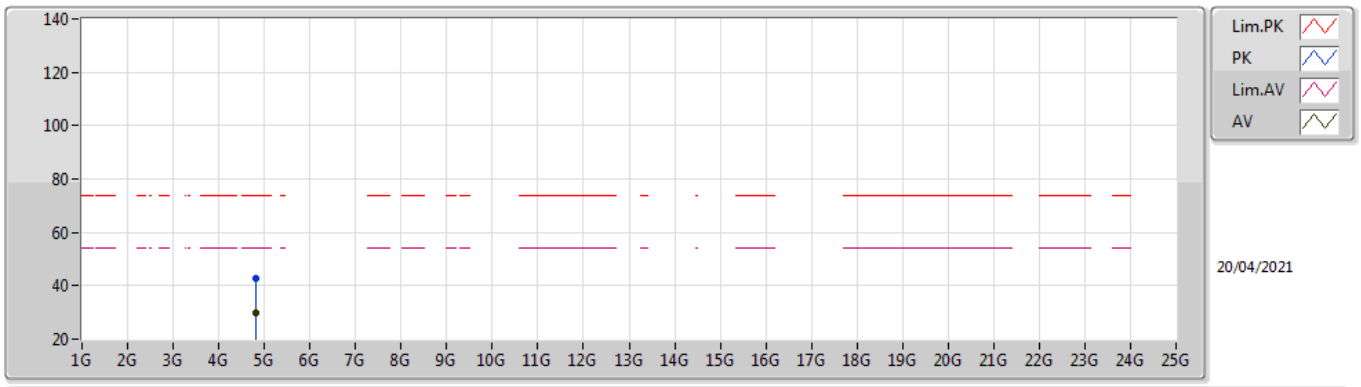

Type	Freq	Level	Limit	Margin	Factor	Dist	Condition	Azimuth	Height	Comment	Raw	AF	CL	PA
	(Hz)	(dBuV/m)	(dBuV/m)	(dB)	(dB)	(m)		(°)	(m)		(dBuV)	(dB)	(dB)	(dB)
AV	4.82396G	29.87	54.00	-24.13	1.58	3	Horizontal	31	1.67	-	28.29	31.20	5.31	34.93
PK	4.82346G	42.98	74.00	-31.02	1.57	3	Horizontal	31	1.67	-	41.41	31.19	5.31	34.93

802.11b_Nss1,(1Mbps)_1TX

2417MHz_TX

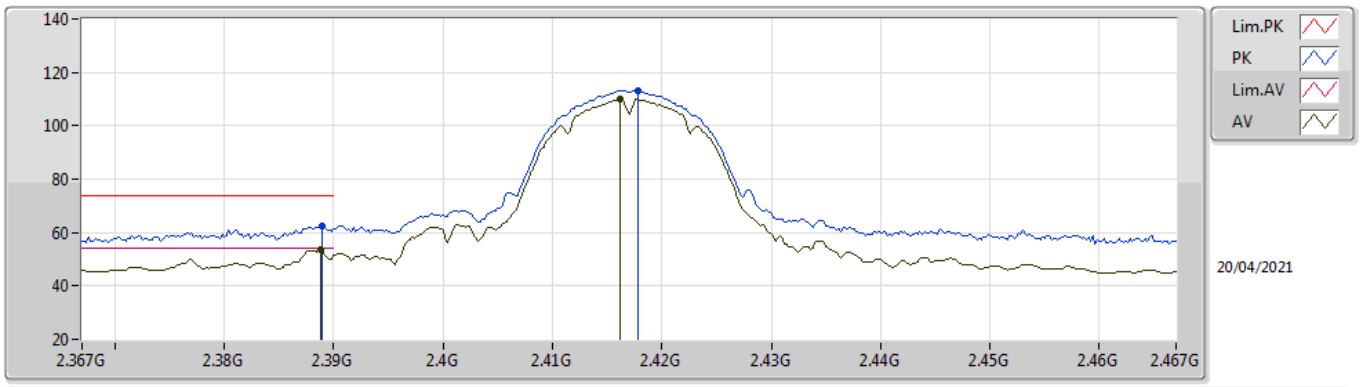

Type	Freq	Level	Limit	Margin	Factor	Dist	Condition	Azimuth	Height	Comment	Raw	AF	CL	PA
	(Hz)	(dBuV/m)	(dBuV/m)	(dB)	(dB)	(m)		(°)	(m)		(dBuV)	(dB)	(dB)	(dB)
AV	2.3888G	53.45	54.00	-0.55	31.52	3	Vertical	39	1.46	-	21.93	27.64	3.88	-
AV	2.4162G	110.09	Inf	-Inf	31.52	3	Vertical	39	1.46	-	78.57	27.60	3.92	-
PK	2.389G	62.23	74.00	-11.77	31.52	3	Vertical	39	1.46	-	30.71	27.64	3.88	-
PK	2.4178G	113.14	Inf	-Inf	31.53	3	Vertical	39	1.46	-	81.61	27.60	3.93	-

802.11b_Nss1,(1Mbps)_1TX

2417MHz_TX

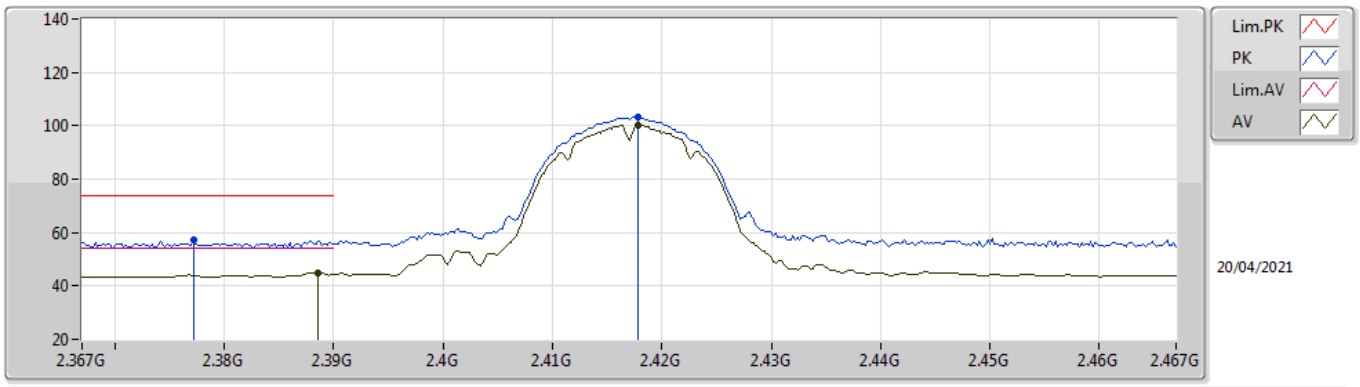

Type	Freq	Level	Limit	Margin	Factor	Dist	Condition	Azimuth	Height	Comment	Raw	AF	CL	PA
	(Hz)	(dBuV/m)	(dBuV/m)	(dB)	(dB)	(m)		(°)	(m)		(dBuV)	(dB)	(dB)	(dB)
AV	2.3886G	44.93	54.00	-9.07	31.53	3	Horizontal	340	1.16	-	13.40	27.65	3.88	-
AV	2.4178G	100.33	Inf	-Inf	31.53	3	Horizontal	340	1.16	-	68.80	27.60	3.93	-
PK	2.3772G	57.21	74.00	-16.79	31.56	3	Horizontal	340	1.16	-	25.65	27.69	3.87	-
PK	2.4178G	103.14	Inf	-Inf	31.53	3	Horizontal	340	1.16	-	71.61	27.60	3.93	-

802.11b_Nss1,(1Mbps)_1TX

2437MHz_TX

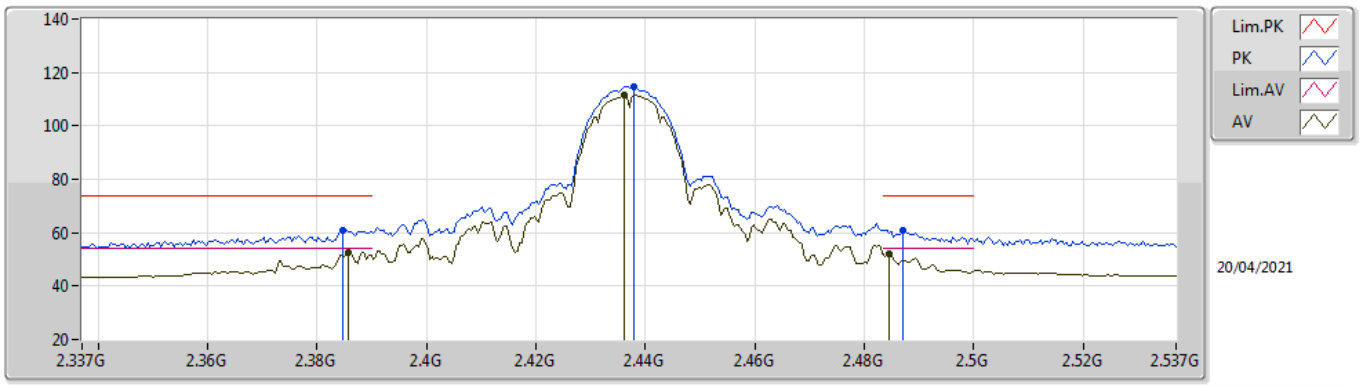

Type	Freq	Level	Limit	Margin	Factor	Dist	Condition	Azimuth	Height	Comment	Raw	AF	CL	PA
	(Hz)	(dBuV/m)	(dBuV/m)	(dB)	(dB)	(m)		(°)	(m)		(dBuV)	(dB)	(dB)	(dB)
AV	2.3858G	52.61	54.00	-1.39	31.54	3	Vertical	341	1.59	-	21.07	27.66	3.88	-
AV	2.4362G	111.62	Inf	-Inf	31.55	3	Vertical	341	1.59	-	80.07	27.60	3.95	-
AV	2.4846G	52.12	54.00	-1.88	31.63	3	Vertical	341	1.59	-	20.49	27.60	4.03	-
PK	2.3846G	61.07	74.00	-12.93	31.54	3	Vertical	341	1.59	-	29.53	27.66	3.88	-
PK	2.4378G	114.67	Inf	-Inf	31.56	3	Vertical	341	1.59	-	83.11	27.60	3.96	-
PK	2.487G	60.84	74.00	-13.16	31.63	3	Vertical	341	1.59	-	29.21	27.60	4.03	-

802.11b_Nss1,(1Mbps)_1TX

2437MHz_TX

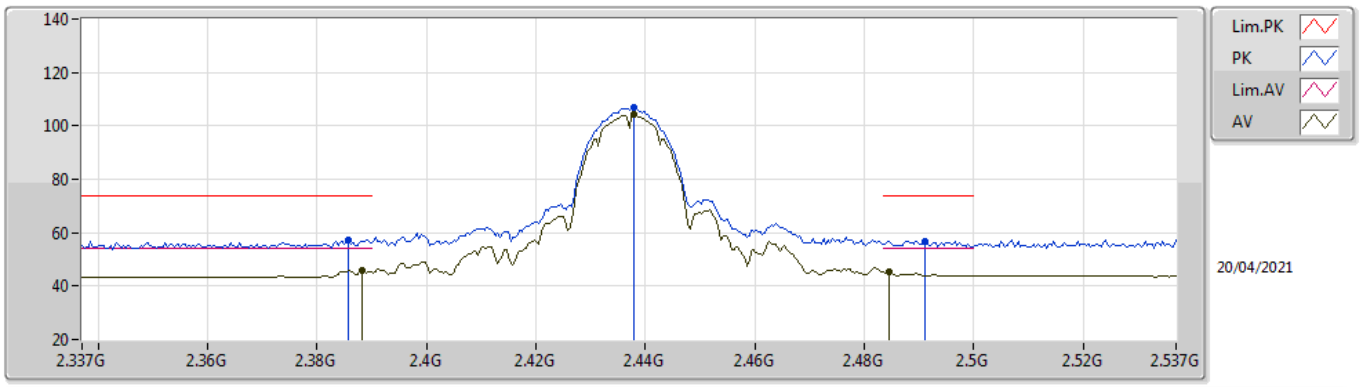

Type	Freq	Level	Limit	Margin	Factor	Dist	Condition	Azimuth	Height	Comment	Raw	AF	CL	PA
	(Hz)	(dBuV/m)	(dBuV/m)	(dB)	(dB)	(m)		(°)	(m)		(dBuV)	(dB)	(dB)	(dB)
AV	2.3882G	45.77	54.00	-8.23	31.53	3	Horizontal	342	1.04	-	14.24	27.65	3.88	-
AV	2.4378G	104.14	Inf	-Inf	31.56	3	Horizontal	342	1.04	-	72.58	27.60	3.96	-
AV	2.4846G	45.57	54.00	-8.43	31.63	3	Horizontal	342	1.04	-	13.94	27.60	4.03	-
PK	2.3858G	57.11	74.00	-16.89	31.54	3	Horizontal	342	1.04	-	25.57	27.66	3.88	-
PK	2.4378G	106.81	Inf	-Inf	31.56	3	Horizontal	342	1.04	-	75.25	27.60	3.96	-
PK	2.491G	56.92	74.00	-17.08	31.64	3	Horizontal	342	1.04	-	25.28	27.60	4.04	-

802.11b_Nss1,(1Mbps)_1TX

2437MHz_TX

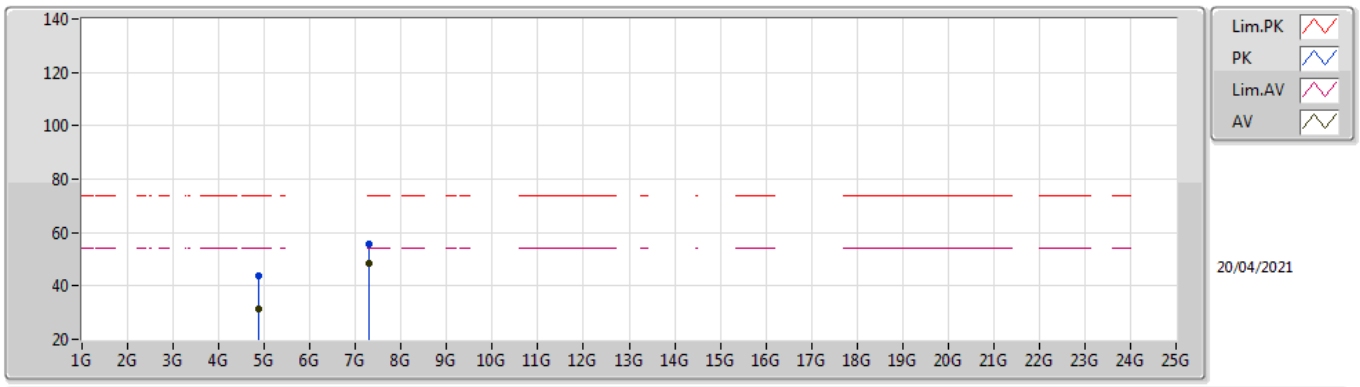

Type	Freq	Level	Limit	Margin	Factor	Dist	Condition	Azimuth	Height	Comment	Raw	AF	CL	PA
	(Hz)	(dBuV/m)	(dBuV/m)	(dB)	(dB)	(m)		(°)	(m)		(dBuV)	(dB)	(dB)	(dB)
AV	4.874G	31.18	54.00	-22.82	1.66	3	Vertical	81	1.50	-	29.52	31.25	5.34	34.93
AV	7.31014G	48.37	54.00	-5.63	8.20	3	Vertical	0	2.67	-	40.17	36.58	6.80	35.18
PK	4.87371G	43.66	74.00	-30.34	1.66	3	Vertical	81	1.50	-	42.00	31.25	5.34	34.93
PK	7.30966G	55.59	74.00	-18.41	8.20	3	Vertical	0	2.67	-	47.39	36.58	6.80	35.18

802.11b_Nss1,(1Mbps)_1TX

2437MHz_TX

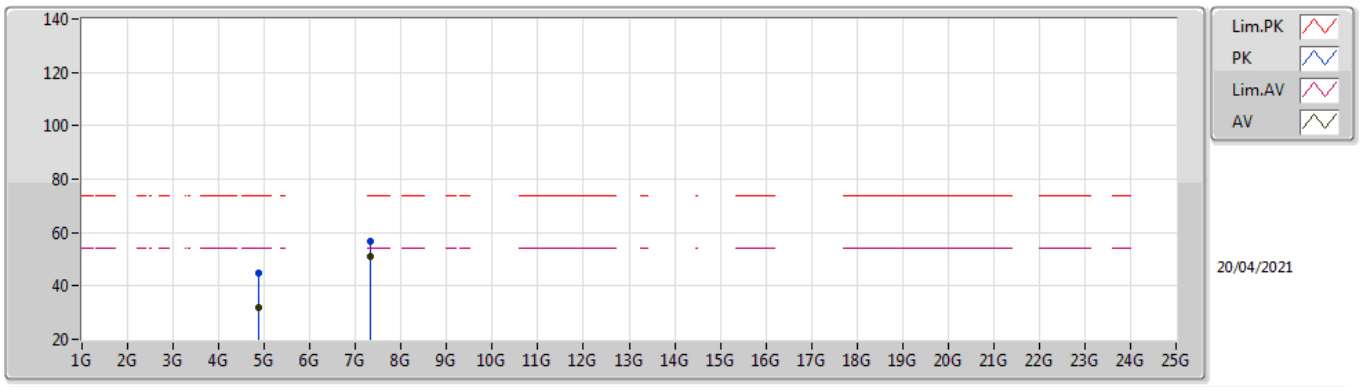

Type	Freq	Level	Limit	Margin	Factor	Dist	Condition	Azimuth	Height	Comment	Raw	AF	CL	PA
	(Hz)	(dBuV/m)	(dBuV/m)	(dB)	(dB)	(m)		(°)	(m)		(dBuV)	(dB)	(dB)	(dB)
AV	4.87406G	31.72	54.00	-22.28	1.66	3	Horizontal	126	1.56	-	30.06	31.25	5.34	34.93
AV	7.31023G	50.93	54.00	-3.07	8.20	3	Horizontal	337	1.50	-	42.73	36.58	6.80	35.18
PK	4.87449G	44.93	74.00	-29.07	1.66	3	Horizontal	126	1.56	-	43.27	31.25	5.34	34.93
PK	7.31131G	56.77	74.00	-17.23	8.20	3	Horizontal	337	1.50	-	48.57	36.58	6.80	35.18

802.11b_Nss1,(1Mbps)_1TX

2457MHz_TX

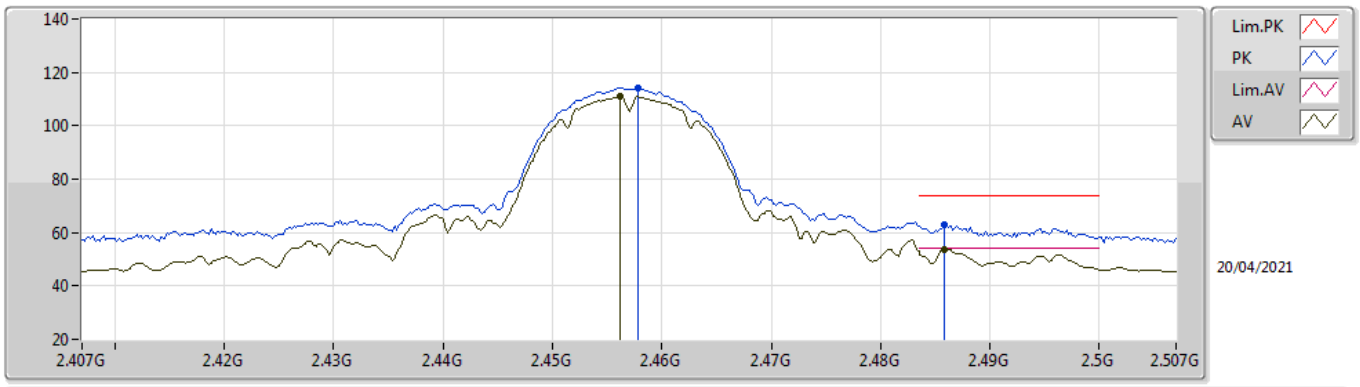

Type	Freq	Level	Limit	Margin	Factor	Dist	Condition	Azimuth	Height	Comment	Raw	AF	CL	PA
	(Hz)	(dBuV/m)	(dBuV/m)	(dB)	(dB)	(m)		(°)	(m)		(dBuV)	(dB)	(dB)	(dB)
AV	2.4562G	111.20	Inf	-Inf	31.58	3	Vertical	339	1.50	-	79.62	27.60	3.98	-
AV	2.4858G	53.83	54.00	-0.17	31.63	3	Vertical	339	1.50	-	22.20	27.60	4.03	-
PK	2.4578G	114.08	Inf	-Inf	31.59	3	Vertical	339	1.50	-	82.49	27.60	3.99	-
PK	2.4858G	62.72	74.00	-11.28	31.63	3	Vertical	339	1.50	-	31.09	27.60	4.03	-

802.11b_Nss1,(1Mbps)_1TX

2457MHz_TX

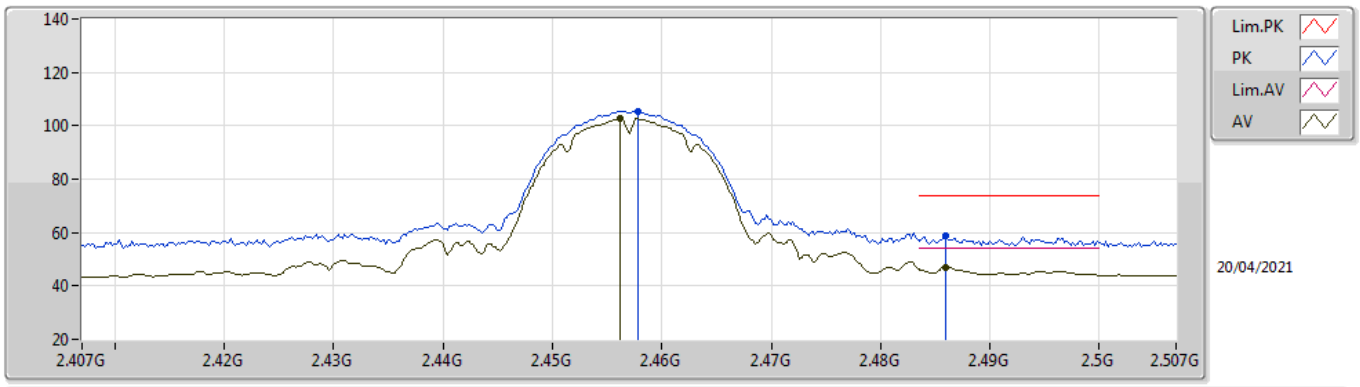

Type	Freq	Level	Limit	Margin	Factor	Dist	Condition	Azimuth	Height	Comment	Raw	AF	CL	PA
	(Hz)	(dBuV/m)	(dBuV/m)	(dB)	(dB)	(m)		(°)	(m)		(dBuV)	(dB)	(dB)	(dB)
AV	2.4562G	102.91	Inf	-Inf	31.58	3	Horizontal	243	2.03	-	71.33	27.60	3.98	-
AV	2.486G	47.01	54.00	-6.99	31.63	3	Horizontal	243	2.03	-	15.38	27.60	4.03	-
PK	2.4578G	105.56	Inf	-Inf	31.59	3	Horizontal	243	2.03	-	73.97	27.60	3.99	-
PK	2.486G	58.97	74.00	-15.03	31.63	3	Horizontal	243	2.03	-	27.34	27.60	4.03	-

802.11b_Nss1,(1Mbps)_1TX

2462MHz_TX

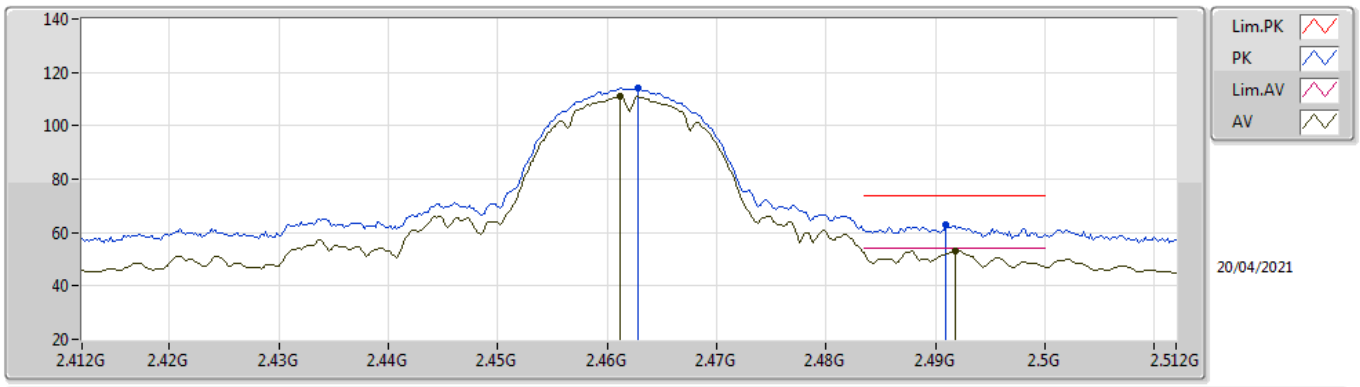

Type	Freq	Level	Limit	Margin	Factor	Dist	Condition	Azimuth	Height	Comment	Raw	AF	CL	PA
	(Hz)	(dBuV/m)	(dBuV/m)	(dB)	(dB)	(m)		(°)	(m)		(dBuV)	(dB)	(dB)	(dB)
AV	2.4612G	111.11	Inf	-Inf	31.59	3	Vertical	340	1.50	-	79.52	27.60	3.99	-
AV	2.4918G	53.24	54.00	-0.76	31.64	3	Vertical	340	1.50	-	21.60	27.60	4.04	-
PK	2.4628G	113.97	Inf	-Inf	31.59	3	Vertical	340	1.50	-	82.38	27.60	3.99	-
PK	2.491G	63.06	74.00	-10.94	31.64	3	Vertical	340	1.50	-	31.42	27.60	4.04	-

802.11b_Nss1,(1Mbps)_1TX

2462MHz_TX

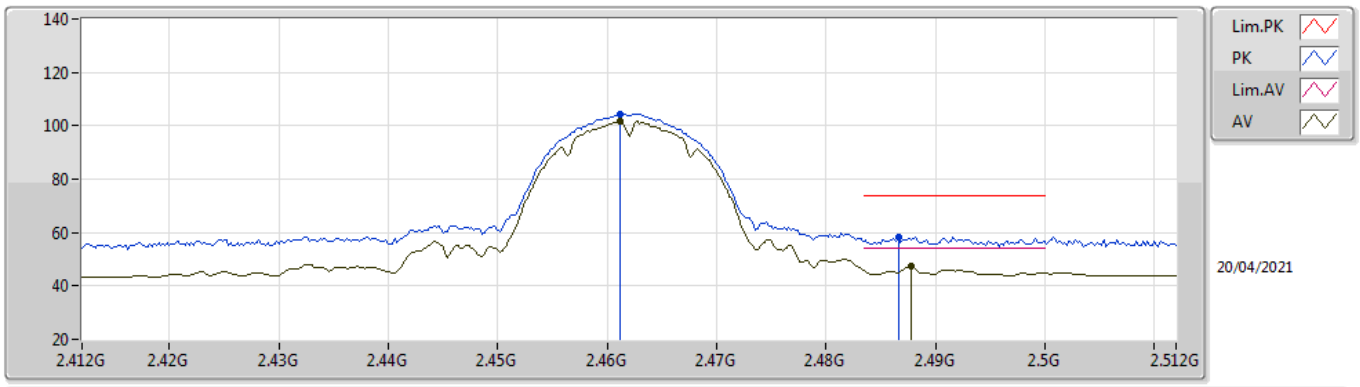

Type	Freq	Level	Limit	Margin	Factor	Dist	Condition	Azimuth	Height	Comment	Raw	AF	CL	PA
	(Hz)	(dBuV/m)	(dBuV/m)	(dB)	(dB)	(m)		(°)	(m)		(dBuV)	(dB)	(dB)	(dB)
AV	2.4612G	101.79	Inf	-Inf	31.59	3	Horizontal	337	1.40	-	70.20	27.60	3.99	-
AV	2.4878G	47.42	54.00	-6.58	31.63	3	Horizontal	337	1.40	-	15.79	27.60	4.03	-
PK	2.4612G	104.47	Inf	-Inf	31.59	3	Horizontal	337	1.40	-	72.88	27.60	3.99	-
PK	2.4866G	58.21	74.00	-15.79	31.63	3	Horizontal	337	1.40	-	26.58	27.60	4.03	-

802.11b_Nss1,(1Mbps)_1TX

2462MHz_TX

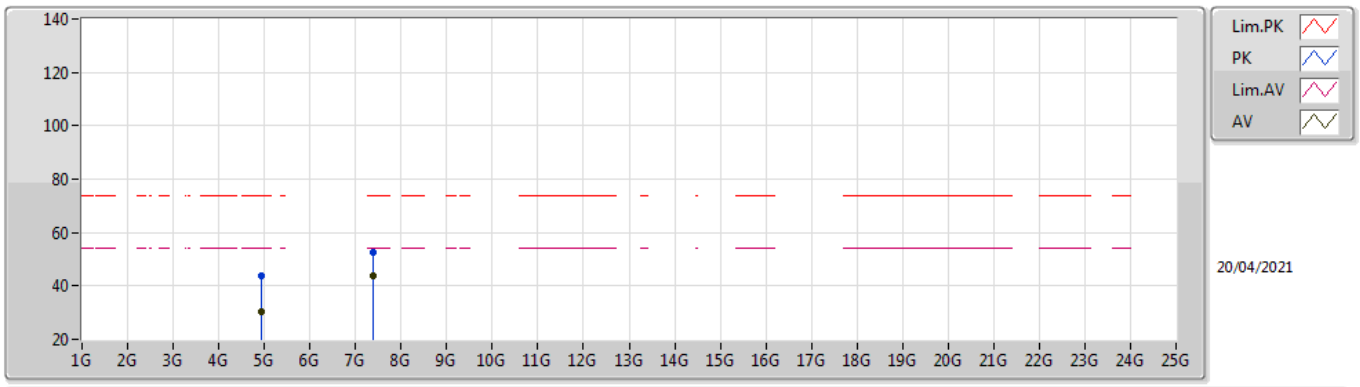

Type	Freq	Level	Limit	Margin	Factor	Dist	Condition	Azimuth	Height	Comment	Raw	AF	CL	PA
	(Hz)	(dBuV/m)	(dBuV/m)	(dB)	(dB)	(m)		(°)	(m)		(dBuV)	(dB)	(dB)	(dB)
AV	4.92392G	30.59	54.00	-23.41	1.72	3	Vertical	92	2.17	-	28.87	31.30	5.36	34.94
AV	7.3867G	43.58	54.00	-10.42	8.05	3	Vertical	4	1.50	-	35.53	36.43	6.80	35.18
PK	4.92386G	43.83	74.00	-30.17	1.72	3	Vertical	92	2.17	-	42.11	31.30	5.36	34.94
PK	7.38549G	52.60	74.00	-21.40	8.05	3	Vertical	4	1.50	-	44.55	36.43	6.80	35.18

802.11b_Nss1,(1Mbps)_1TX

2462MHz_TX

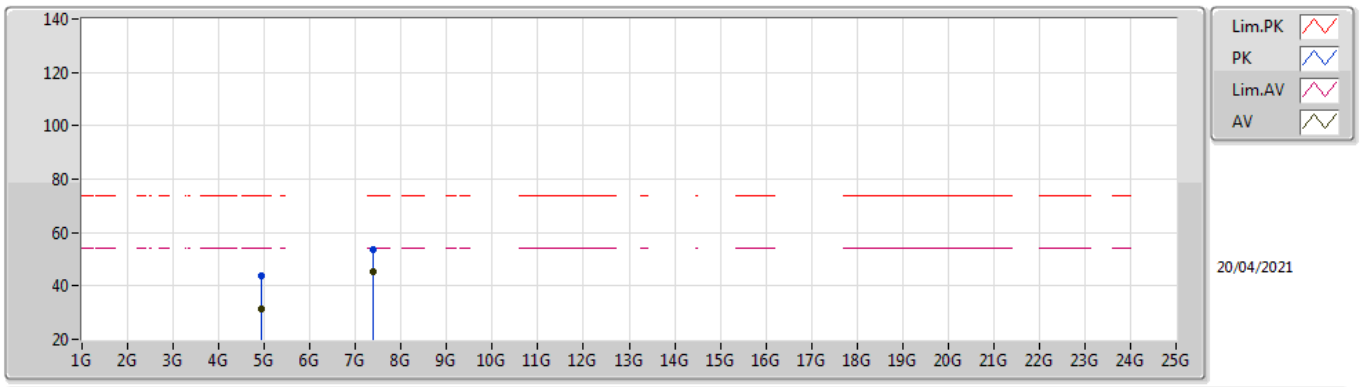

Type	Freq	Level	Limit	Margin	Factor	Dist	Condition	Azimuth	Height	Comment	Raw	AF	CL	PA
	(Hz)	(dBuV/m)	(dBuV/m)	(dB)	(dB)	(m)		(°)	(m)		(dBuV)	(dB)	(dB)	(dB)
AV	4.92397G	31.42	54.00	-22.58	1.72	3	Horizontal	104	1.38	-	29.70	31.30	5.36	34.94
AV	7.38674G	45.22	54.00	-8.78	8.05	3	Horizontal	338	1.42	-	37.17	36.43	6.80	35.18
PK	4.9244G	43.85	74.00	-30.15	1.72	3	Horizontal	104	1.38	-	42.13	31.30	5.36	34.94
PK	7.38698G	53.53	74.00	-20.47	8.05	3	Horizontal	338	1.42	-	45.48	36.43	6.80	35.18

802.11g_Nss1,(6Mbps)_1TX

2412MHz_TX

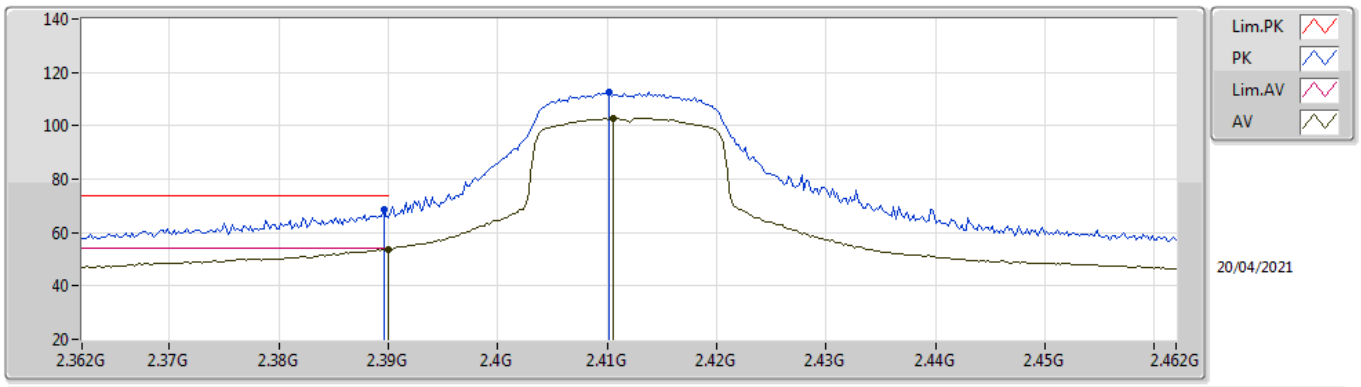

Type	Freq	Level	Limit	Margin	Factor	Dist	Condition	Azimuth	Height	Comment	Raw	AF	CL	PA
	(Hz)	(dBuV/m)	(dBuV/m)	(dB)	(dB)	(m)		(°)	(m)		(dBuV)	(dB)	(dB)	(dB)
AV	2.39G	53.82	54.00	-0.18	31.52	3	Vertical	34	1.93	-	22.30	27.64	3.88	-
AV	2.4106G	102.75	Inf	-Inf	31.52	3	Vertical	34	1.93	-	71.23	27.60	3.92	-
PK	2.3896G	68.74	74.00	-5.26	31.52	3	Vertical	34	1.93	-	37.22	27.64	3.88	-
PK	2.4102G	112.69	Inf	-Inf	31.52	3	Vertical	34	1.93	-	81.17	27.60	3.92	-

802.11g_Nss1,(6Mbps)_1TX

2412MHz_TX

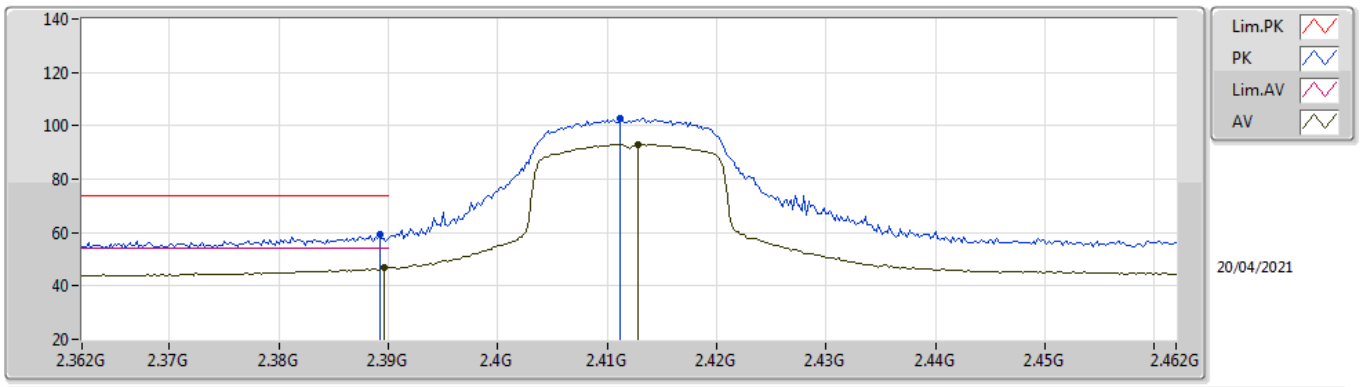

Type	Freq	Level	Limit	Margin	Factor	Dist	Condition	Azimuth	Height	Comment	Raw	AF	CL	PA
	(Hz)	(dBuV/m)	(dBuV/m)	(dB)	(dB)	(m)		(°)	(m)		(dBuV)	(dB)	(dB)	(dB)
AV	2.3896G	46.67	54.00	-7.33	31.52	3	Horizontal	340	1.00	-	15.15	27.64	3.88	-
AV	2.4128G	93.01	Inf	-Inf	31.52	3	Horizontal	340	1.00	-	61.49	27.60	3.92	-
PK	2.3892G	59.16	74.00	-14.84	31.52	3	Horizontal	340	1.00	-	27.64	27.64	3.88	-
PK	2.4112G	102.73	Inf	-Inf	31.52	3	Horizontal	340	1.00	-	71.21	27.60	3.92	-

802.11g_Nss1,(6Mbps)_1TX

2412MHz_TX

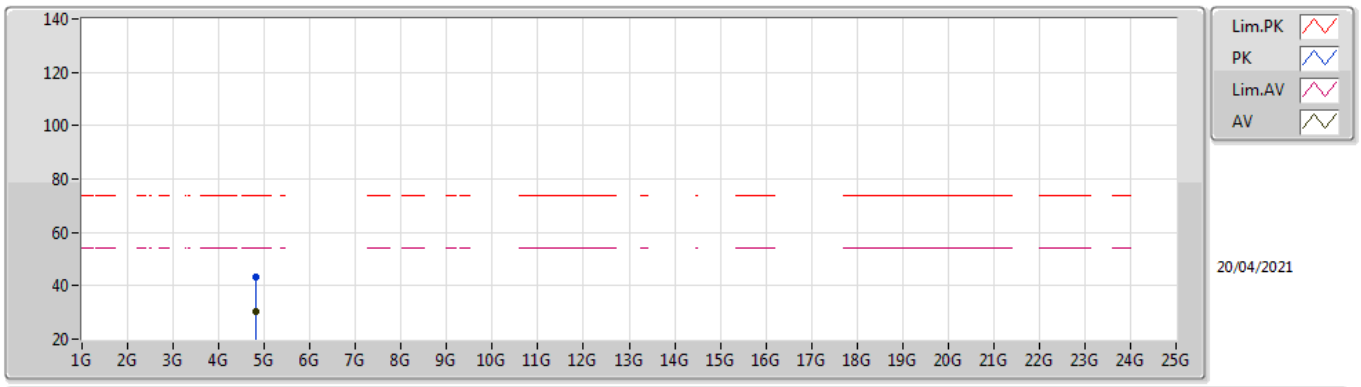

Type	Freq	Level	Limit	Margin	Factor	Dist	Condition	Azimuth	Height	Comment	Raw	AF	CL	PA
	(Hz)	(dBuV/m)	(dBuV/m)	(dB)	(dB)	(m)		(°)	(m)		(dBuV)	(dB)	(dB)	(dB)
AV	4.82308G	30.52	54.00	-23.48	1.57	3	Vertical	360	1.18	-	28.95	31.19	5.31	34.93
PK	4.82324G	43.47	74.00	-30.53	1.57	3	Vertical	360	1.18	-	41.90	31.19	5.31	34.93

802.11g_Nss1,(6Mbps)_1TX

2412MHz_TX

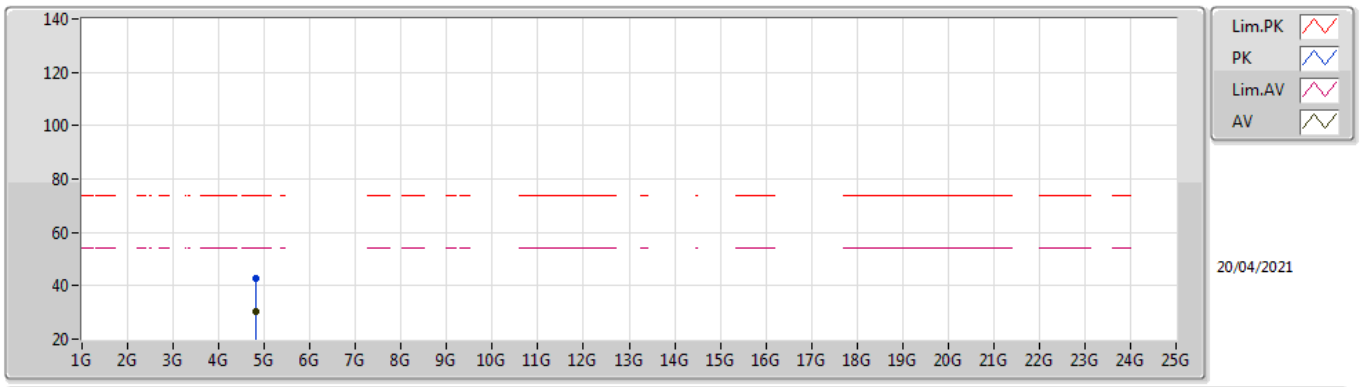

Type	Freq	Level	Limit	Margin	Factor	Dist	Condition	Azimuth	Height	Comment	Raw	AF	CL	PA
	(Hz)	(dBuV/m)	(dBuV/m)	(dB)	(dB)	(m)		(°)	(m)		(dBuV)	(dB)	(dB)	(dB)
AV	4.82315G	30.36	54.00	-23.64	1.57	3	Horizontal	201	1.50	-	28.79	31.19	5.31	34.93
PK	4.82301G	42.71	74.00	-31.29	1.57	3	Horizontal	201	1.50	-	41.14	31.19	5.31	34.93

802.11g_Nss1,(6Mbps)_1TX

2417MHz_TX

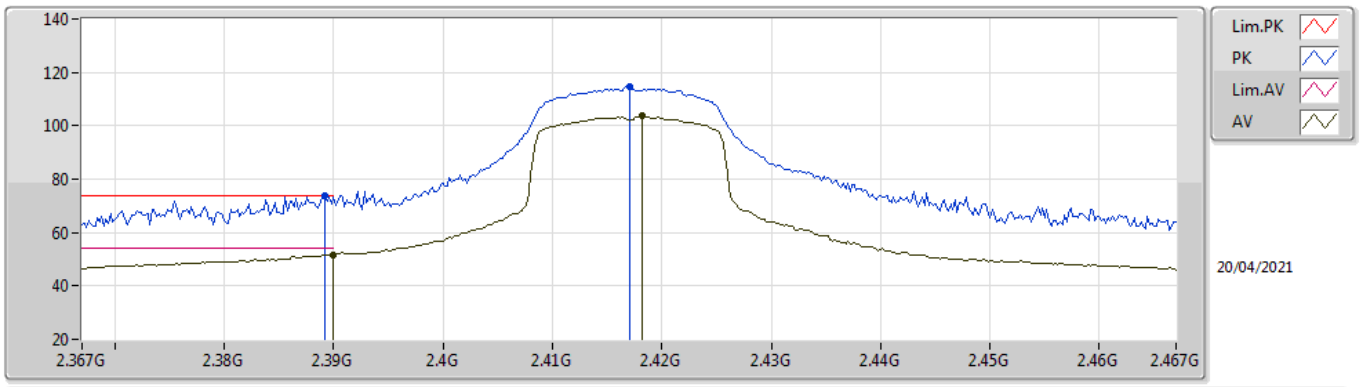

Type	Freq	Level	Limit	Margin	Factor	Dist	Condition	Azimuth	Height	Comment	Raw	AF	CL	PA
	(Hz)	(dBuV/m)	(dBuV/m)	(dB)	(dB)	(m)		(°)	(m)		(dBuV)	(dB)	(dB)	(dB)
AV	2.39G	51.64	54.00	-2.36	31.52	3	Vertical	38	1.43	-	20.12	27.64	3.88	-
AV	2.4182G	103.65	Inf	-Inf	31.53	3	Vertical	38	1.43	-	72.12	27.60	3.93	-
PK	2.3892G	73.56	74.00	-0.44	31.52	3	Vertical	38	1.43	-	42.04	27.64	3.88	-
PK	2.417G	114.84	Inf	-Inf	31.53	3	Vertical	38	1.43	-	83.31	27.60	3.93	-

802.11g_Nss1,(6Mbps)_1TX

2417MHz_TX

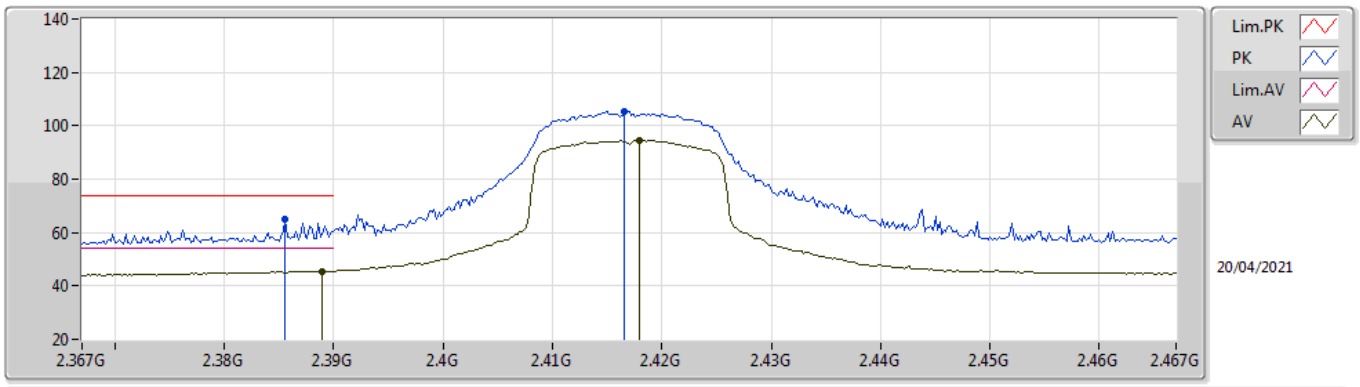

Type	Freq	Level	Limit	Margin	Factor	Dist	Condition	Azimuth	Height	Comment	Raw	AF	CL	PA
	(Hz)	(dBuV/m)	(dBuV/m)	(dB)	(dB)	(m)		(°)	(m)		(dBuV)	(dB)	(dB)	(dB)
AV	2.389G	45.60	54.00	-8.40	31.52	3	Horizontal	243	1.97	-	14.08	27.64	3.88	-
AV	2.418G	94.55	Inf	-Inf	31.53	3	Horizontal	243	1.97	-	63.02	27.60	3.93	-
PK	2.3856G	65.15	74.00	-8.85	31.54	3	Horizontal	243	1.97	-	33.61	27.66	3.88	-
PK	2.4166G	105.46	Inf	-Inf	31.52	3	Horizontal	243	1.97	-	73.94	27.60	3.92	-

802.11g_Nss1,(6Mbps)_1TX

2437MHz_TX

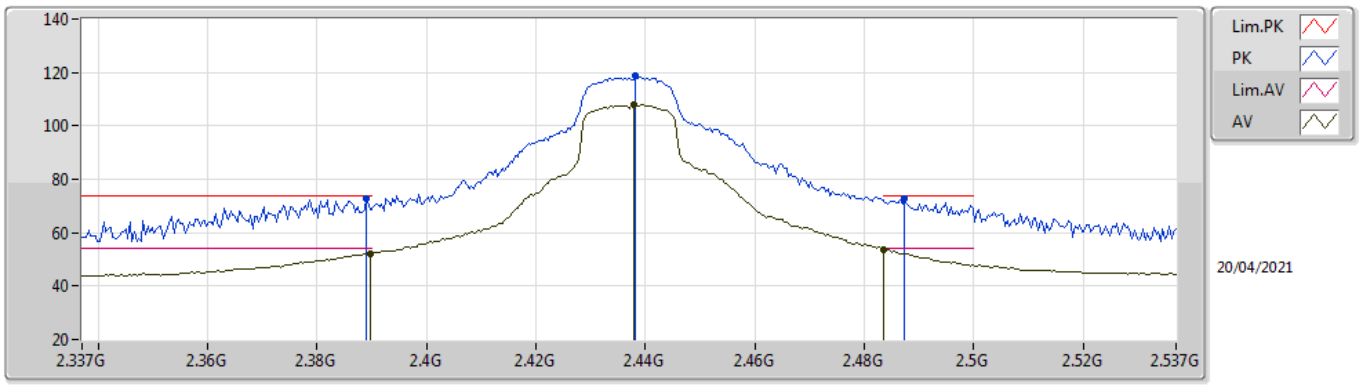

Type	Freq	Level	Limit	Margin	Factor	Dist	Condition	Azimuth	Height	Comment	Raw	AF	CL	PA
	(Hz)	(dBuV/m)	(dBuV/m)	(dB)	(dB)	(m)		(°)	(m)		(dBuV)	(dB)	(dB)	(dB)
AV	2.3898G	51.96	54.00	-2.04	31.52	3	Vertical	337	1.58	-	20.44	27.64	3.88	-
AV	2.4378G	107.86	Inf	-Inf	31.56	3	Vertical	337	1.58	-	76.30	27.60	3.96	-
AV	2.4835G	53.74	54.00	-0.26	31.63	3	Vertical	337	1.58	-	22.11	27.60	4.03	-
PK	2.389G	72.68	74.00	-1.32	31.52	3	Vertical	337	1.58	-	41.16	27.64	3.88	-
PK	2.4382G	118.66	Inf	-Inf	31.56	3	Vertical	337	1.58	-	87.10	27.60	3.96	-
PK	2.4874G	72.76	74.00	-1.24	31.63	3	Vertical	337	1.58	-	41.13	27.60	4.03	-

802.11g_Nss1,(6Mbps)_1TX

2437MHz_TX

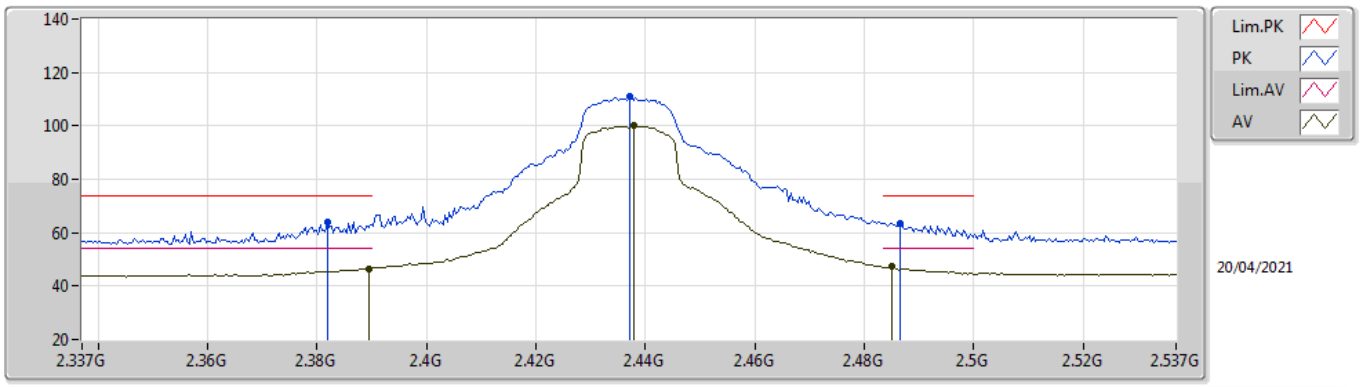

Type	Freq	Level	Limit	Margin	Factor	Dist	Condition	Azimuth	Height	Comment	Raw	AF	CL	PA
	(Hz)	(dBuV/m)	(dBuV/m)	(dB)	(dB)	(m)		(°)	(m)		(dBuV)	(dB)	(dB)	(dB)
AV	2.3894G	46.58	54.00	-7.42	31.52	3	Horizontal	339	1.00	-	15.06	27.64	3.88	-
AV	2.4378G	99.96	Inf	-Inf	31.56	3	Horizontal	339	1.00	-	68.40	27.60	3.96	-
AV	2.485G	47.24	54.00	-6.76	31.63	3	Horizontal	339	1.00	-	15.61	27.60	4.03	-
PK	2.3818G	63.95	74.00	-10.05	31.54	3	Horizontal	339	1.00	-	32.41	27.67	3.87	-
PK	2.437G	110.78	Inf	-Inf	31.56	3	Horizontal	339	1.00	-	79.22	27.60	3.96	-
PK	2.4866G	63.46	74.00	-10.54	31.63	3	Horizontal	339	1.00	-	31.83	27.60	4.03	-

802.11g_Nss1,(6Mbps)_1TX

2437MHz_TX

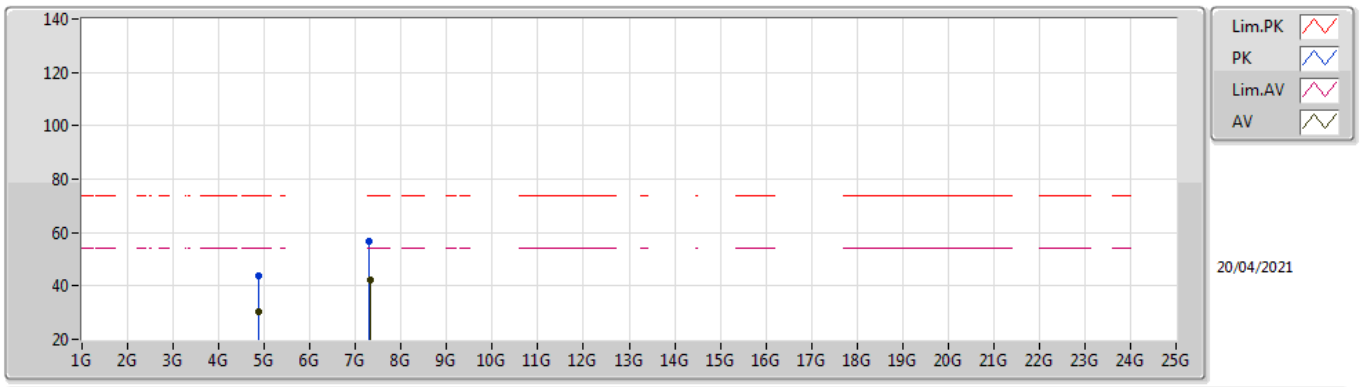

Type	Freq	Level	Limit	Margin	Factor	Dist	Condition	Azimuth	Height	Comment	Raw	AF	CL	PA
	(Hz)	(dBuV/m)	(dBuV/m)	(dB)	(dB)	(m)		(°)	(m)		(dBuV)	(dB)	(dB)	(dB)
AV	4.87251G	30.34	54.00	-23.66	1.66	3	Vertical	32	1.90	-	28.68	31.25	5.34	34.93
AV	7.31154G	42.26	54.00	-11.74	8.20	3	Vertical	1	2.67	-	34.06	36.58	6.80	35.18
PK	4.87338G	43.66	74.00	-30.34	1.66	3	Vertical	32	1.90	-	42.00	31.25	5.34	34.93
PK	7.31004G	56.97	74.00	-17.03	8.20	3	Vertical	1	2.67	-	48.77	36.58	6.80	35.18

802.11g_Nss1,(6Mbps)_1TX

2437MHz_TX

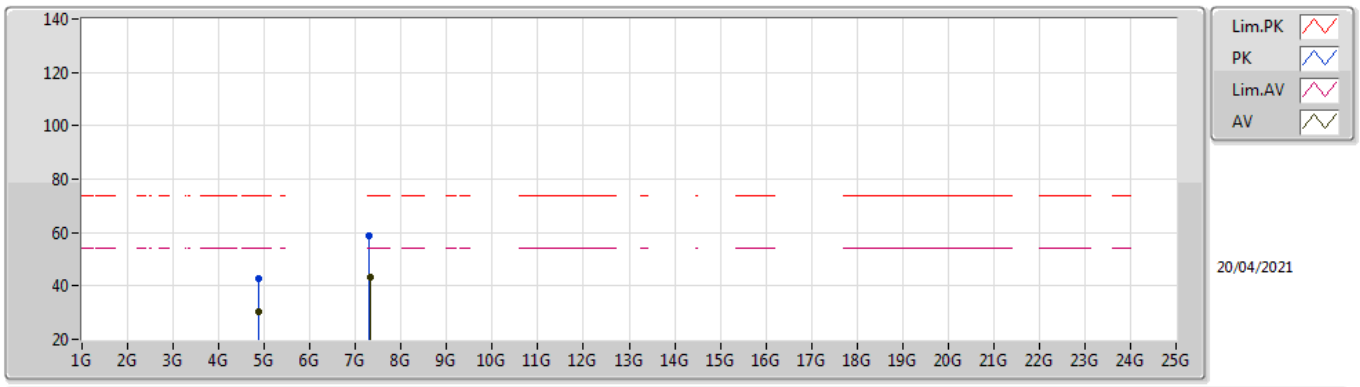

Type	Freq	Level	Limit	Margin	Factor	Dist	Condition	Azimuth	Height	Comment	Raw	AF	CL	PA
	(Hz)	(dBuV/m)	(dBuV/m)	(dB)	(dB)	(m)		(°)	(m)		(dBuV)	(dB)	(dB)	(dB)
AV	4.87213G	30.47	54.00	-23.53	1.67	3	Horizontal	123	1.31	-	28.80	31.26	5.34	34.93
AV	7.31034G	43.53	54.00	-10.47	8.20	3	Horizontal	337	1.50	-	35.33	36.58	6.80	35.18
PK	4.87286G	42.95	74.00	-31.05	1.66	3	Horizontal	123	1.31	-	41.29	31.25	5.34	34.93
PK	7.30908G	58.61	74.00	-15.39	8.20	3	Horizontal	337	1.50	-	50.41	36.58	6.80	35.18

802.11g_Nss1,(6Mbps)_1TX

2457MHz_TX

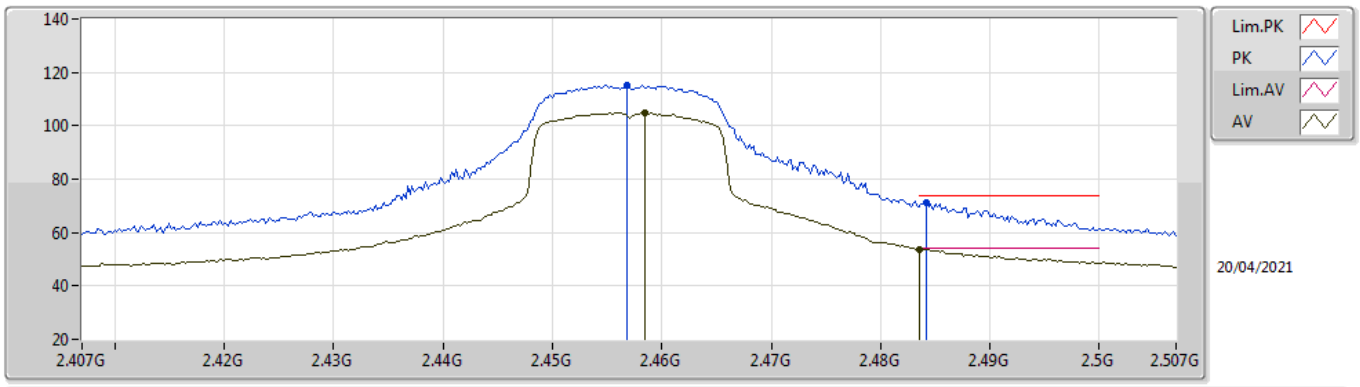

Type	Freq	Level	Limit	Margin	Factor	Dist	Condition	Azimuth	Height	Comment	Raw	AF	CL	PA
	(Hz)	(dBuV/m)	(dBuV/m)	(dB)	(dB)	(m)		(°)	(m)		(dBuV)	(dB)	(dB)	(dB)
PK	2.4568G	115.12	Inf	-Inf	31.59	3	Vertical	338	1.50	-	83.53	27.60	3.99	-
AV	2.4584G	104.93	Inf	-Inf	31.59	3	Vertical	338	1.50	-	73.34	27.60	3.99	-
PK	2.4842G	71.34	74.00	-2.66	31.63	3	Vertical	338	1.50	-	39.71	27.60	4.03	-
AV	2.4835G	53.86	54.00	-0.14	31.63	3	Vertical	338	1.50	-	22.23	27.60	4.03	-

802.11g_Nss1,(6Mbps)_1TX

2457MHz_TX

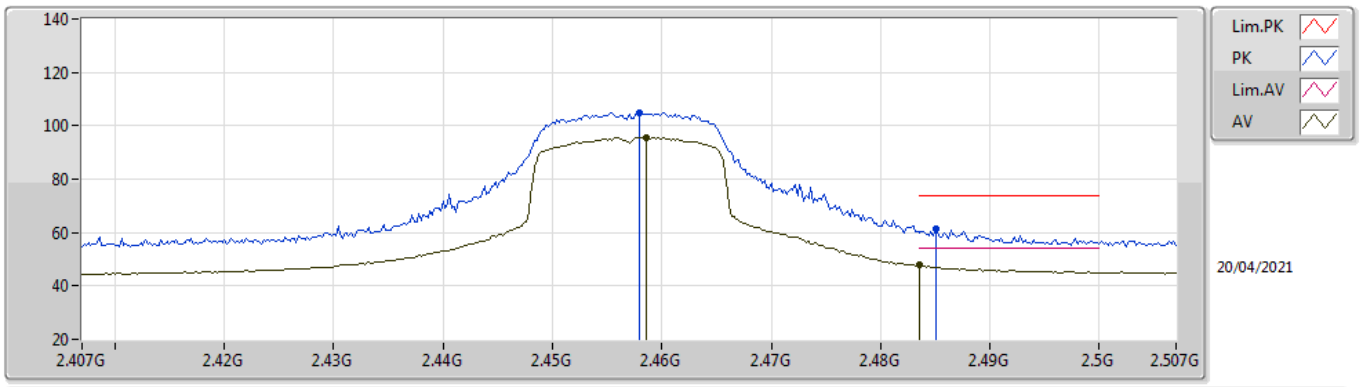

Type	Freq	Level	Limit	Margin	Factor	Dist	Condition	Azimuth	Height	Comment	Raw	AF	CL	PA
	(Hz)	(dBuV/m)	(dBuV/m)	(dB)	(dB)	(m)		(°)	(m)		(dBuV)	(dB)	(dB)	(dB)
AV	2.4586G	95.48	Inf	-Inf	31.59	3	Horizontal	244	1.90	-	63.89	27.60	3.99	-
AV	2.4836G	47.80	54.00	-6.20	31.63	3	Horizontal	244	1.90	-	16.17	27.60	4.03	-
PK	2.458G	104.76	Inf	-Inf	31.59	3	Horizontal	244	1.90	-	73.17	27.60	3.99	-
PK	2.485G	61.26	74.00	-12.74	31.63	3	Horizontal	244	1.90	-	29.63	27.60	4.03	-

802.11g_Nss1,(6Mbps)_1TX

2462MHz_TX

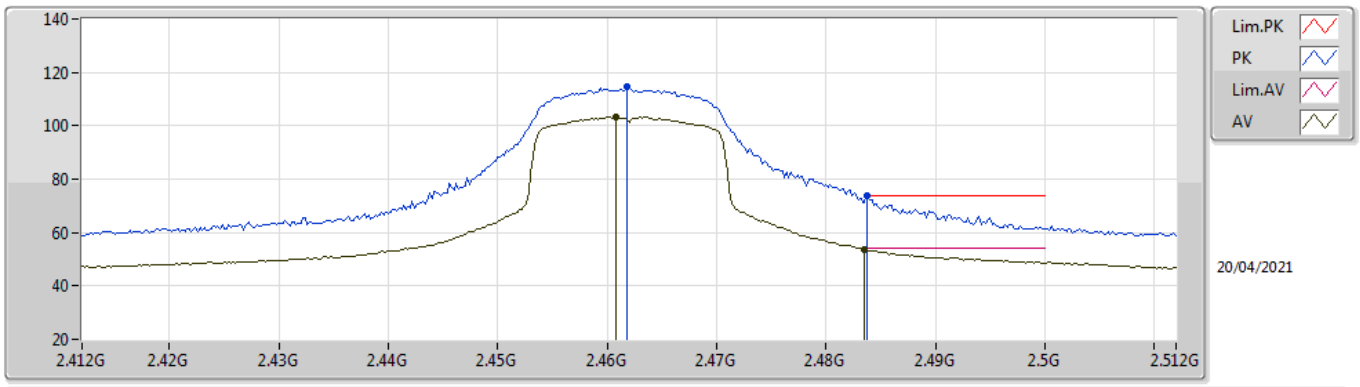

Type	Freq	Level	Limit	Margin	Factor	Dist	Condition	Azimuth	Height	Comment	Raw	AF	CL	PA
	(Hz)	(dBuV/m)	(dBuV/m)	(dB)	(dB)	(m)		(°)	(m)		(dBuV)	(dB)	(dB)	(dB)
AV	2.4608G	103.32	Inf	-Inf	31.59	3	Vertical	339	1.44	-	71.73	27.60	3.99	-
AV	2.4835G	53.75	54.00	-0.25	31.63	3	Vertical	339	1.44	-	22.12	27.60	4.03	-
PK	2.4618G	114.44	Inf	-Inf	31.59	3	Vertical	339	1.44	-	82.85	27.60	3.99	-
PK	2.4838G	73.58	74.00	-0.42	31.63	3	Vertical	339	1.44	-	41.95	27.60	4.03	-

802.11g_Nss1,(6Mbps)_1TX

2462MHz_TX

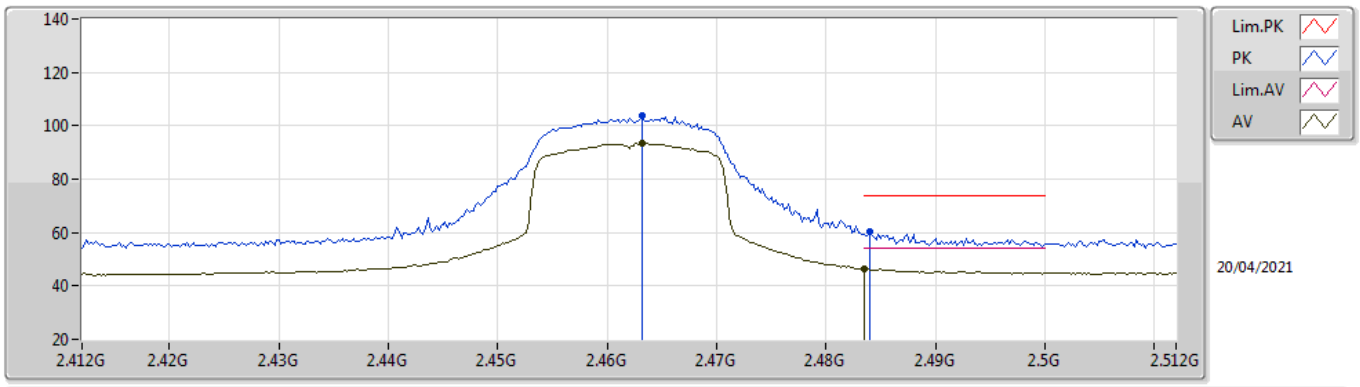

Type	Freq	Level	Limit	Margin	Factor	Dist	Condition	Azimuth	Height	Comment	Raw	AF	CL	PA
	(Hz)	(dBuV/m)	(dBuV/m)	(dB)	(dB)	(m)		(°)	(m)		(dBuV)	(dB)	(dB)	(dB)
AV	2.4632G	93.39	Inf	-Inf	31.59	3	Horizontal	337	1.28	-	61.80	27.60	3.99	-
AV	2.4835G	46.37	54.00	-7.63	31.63	3	Horizontal	337	1.28	-	14.74	27.60	4.03	-
PK	2.4632G	103.56	Inf	-Inf	31.59	3	Horizontal	337	1.28	-	71.97	27.60	3.99	-
PK	2.484G	60.45	74.00	-13.55	31.63	3	Horizontal	337	1.28	-	28.82	27.60	4.03	-

802.11g_Nss1,(6Mbps)_1TX

2462MHz_TX

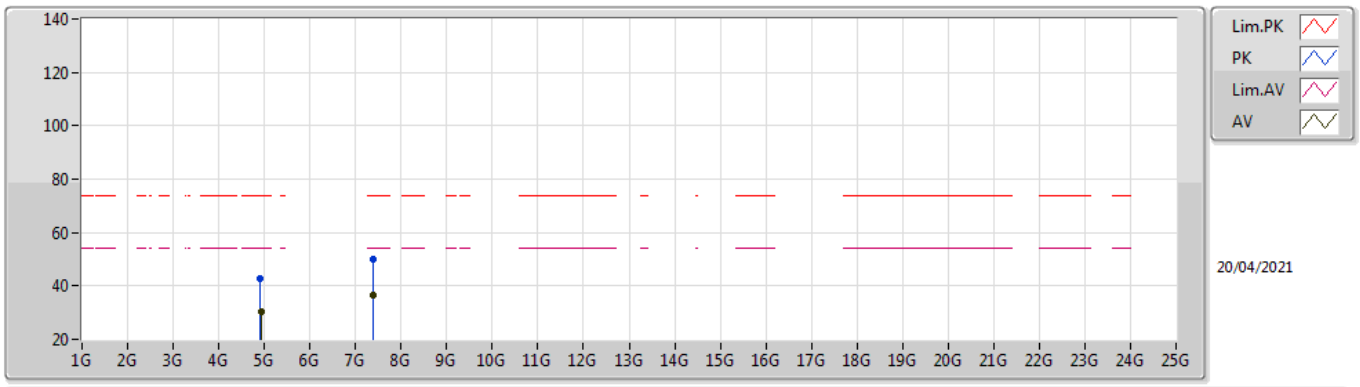

Type	Freq	Level	Limit	Margin	Factor	Dist	Condition	Azimuth	Height	Comment	Raw	AF	CL	PA
	(Hz)	(dBuV/m)	(dBuV/m)	(dB)	(dB)	(m)		(°)	(m)		(dBuV)	(dB)	(dB)	(dB)
AV	4.93366G	30.29	54.00	-23.71	1.76	3	Vertical	276	1.53	-	28.53	31.33	5.37	34.94
AV	7.38852G	36.52	54.00	-17.48	8.04	3	Vertical	347	1.46	-	28.48	36.42	6.80	35.18
PK	4.91236G	42.88	74.00	-31.12	1.68	3	Vertical	276	1.53	-	41.20	31.25	5.36	34.93
PK	7.39122G	50.00	74.00	-24.00	8.04	3	Vertical	347	1.46	-	41.96	36.42	6.80	35.18

802.11g_Nss1,(6Mbps)_1TX

2462MHz_TX

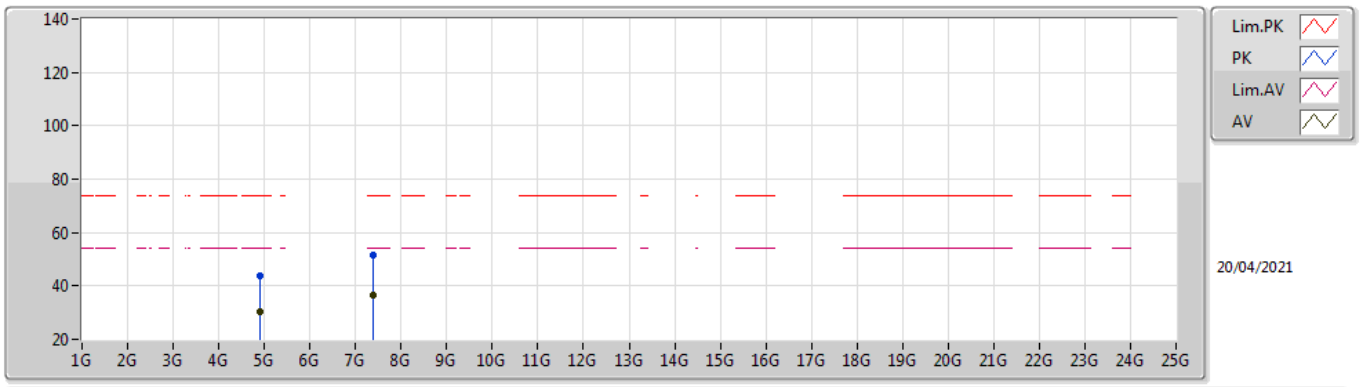

Type	Freq	Level	Limit	Margin	Factor	Dist	Condition	Azimuth	Height	Comment	Raw	AF	CL	PA
	(Hz)	(dBuV/m)	(dBuV/m)	(dB)	(dB)	(m)		(°)	(m)		(dBuV)	(dB)	(dB)	(dB)
AV	4.91476G	30.30	54.00	-23.70	1.69	3	Horizontal	8	1.50	-	28.61	31.26	5.36	34.93
AV	7.38186G	36.49	54.00	-17.51	8.06	3	Horizontal	339	1.42	-	28.43	36.44	6.80	35.18
PK	4.91002G	43.75	74.00	-30.25	1.67	3	Horizontal	8	1.50	-	42.08	31.24	5.36	34.93
PK	7.38042G	51.48	74.00	-22.52	8.06	3	Horizontal	339	1.42	-	43.42	36.44	6.80	35.18

802.11n HT20_Nss1,(MCS0)_1TX

2412MHz_TX

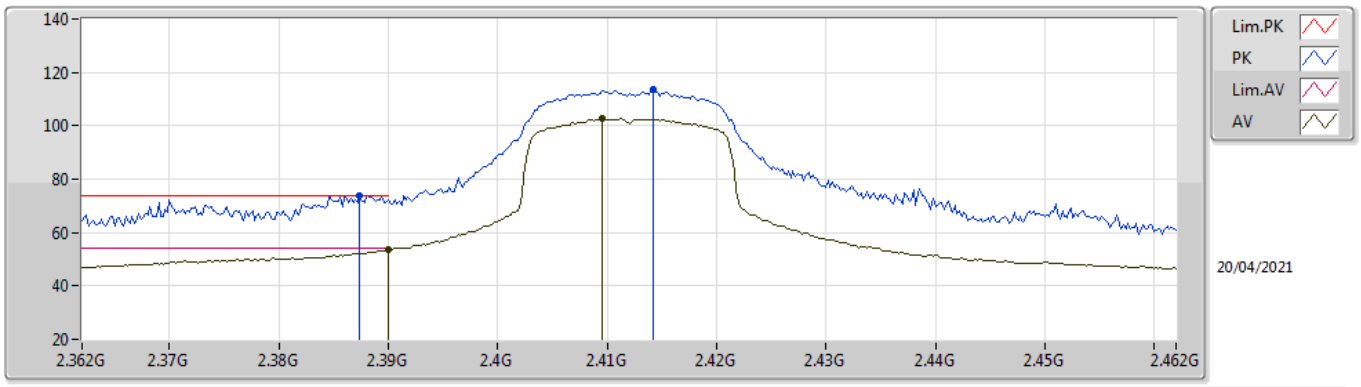

Type	Freq	Level	Limit	Margin	Factor	Dist	Condition	Azimuth	Height	Comment	Raw	AF	CL	PA
	(Hz)	(dBuV/m)	(dBuV/m)	(dB)	(dB)	(m)		(°)	(m)		(dBuV)	(dB)	(dB)	(dB)
AV	2.39G	53.48	54.00	-0.52	31.52	3	Vertical	39	1.77	-	21.96	27.64	3.88	-
AV	2.4096G	102.71	Inf	-Inf	31.51	3	Vertical	39	1.77	-	71.20	27.60	3.91	-
PK	2.3874G	73.92	74.00	-0.08	31.53	3	Vertical	39	1.77	-	42.39	27.65	3.88	-
PK	2.4142G	113.47	Inf	-Inf	31.52	3	Vertical	39	1.77	-	81.95	27.60	3.92	-

802.11n HT20_Nss1,(MCS0)_1TX

2412MHz_TX

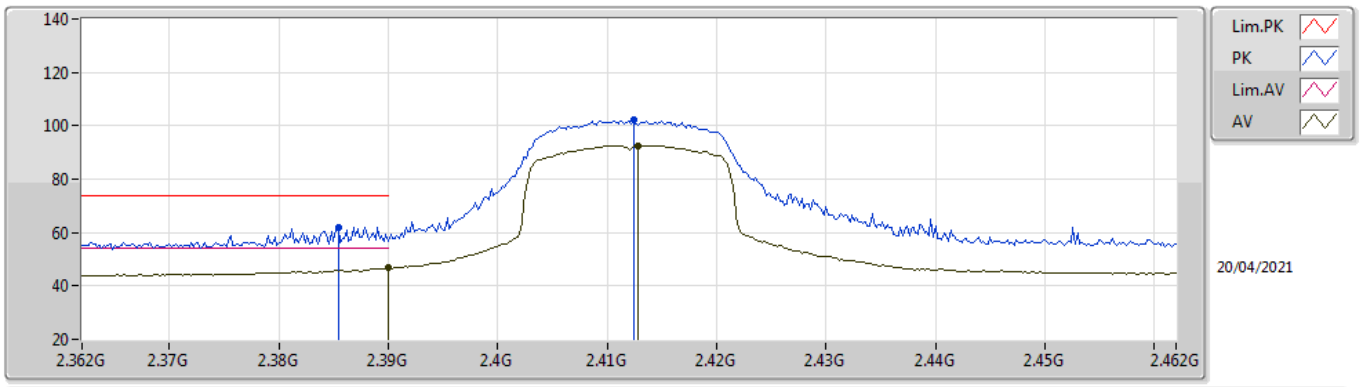

Type	Freq	Level	Limit	Margin	Factor	Dist	Condition	Azimuth	Height	Comment	Raw	AF	CL	PA
	(Hz)	(dBuV/m)	(dBuV/m)	(dB)	(dB)	(m)		(°)	(m)		(dBuV)	(dB)	(dB)	(dB)
AV	2.39G	46.64	54.00	-7.36	31.52	3	Horizontal	340	1.00	-	15.12	27.64	3.88	-
AV	2.4128G	92.67	Inf	-Inf	31.52	3	Horizontal	340	1.00	-	61.15	27.60	3.92	-
PK	2.3854G	61.87	74.00	-12.13	31.54	3	Horizontal	340	1.00	-	30.33	27.66	3.88	-
PK	2.4124G	102.10	Inf	-Inf	31.52	3	Horizontal	340	1.00	-	70.58	27.60	3.92	-

802.11n HT20_Nss1,(MCS0)_1TX

2412MHz_TX

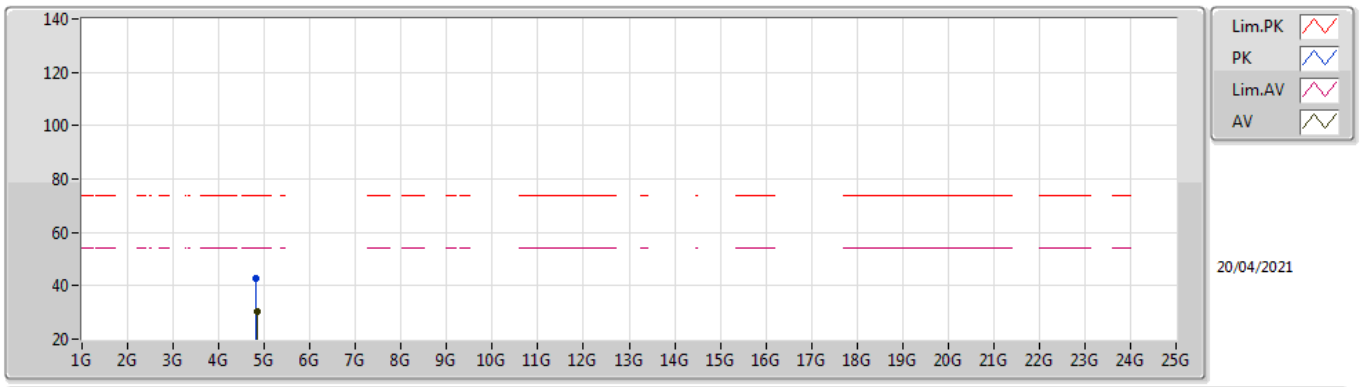

Type	Freq	Level	Limit	Margin	Factor	Dist	Condition	Azimuth	Height	Comment	Raw	AF	CL	PA
	(Hz)	(dBuV/m)	(dBuV/m)	(dB)	(dB)	(m)		(°)	(m)		(dBuV)	(dB)	(dB)	(dB)
AV	4.83672G	30.60	54.00	-23.40	1.64	3	Vertical	336	1.46	-	28.96	31.25	5.32	34.93
PK	4.82286G	42.54	74.00	-31.46	1.57	3	Vertical	336	1.46	-	40.97	31.19	5.31	34.93

802.11n HT20_Nss1,(MCS0)_1TX

2412MHz_TX

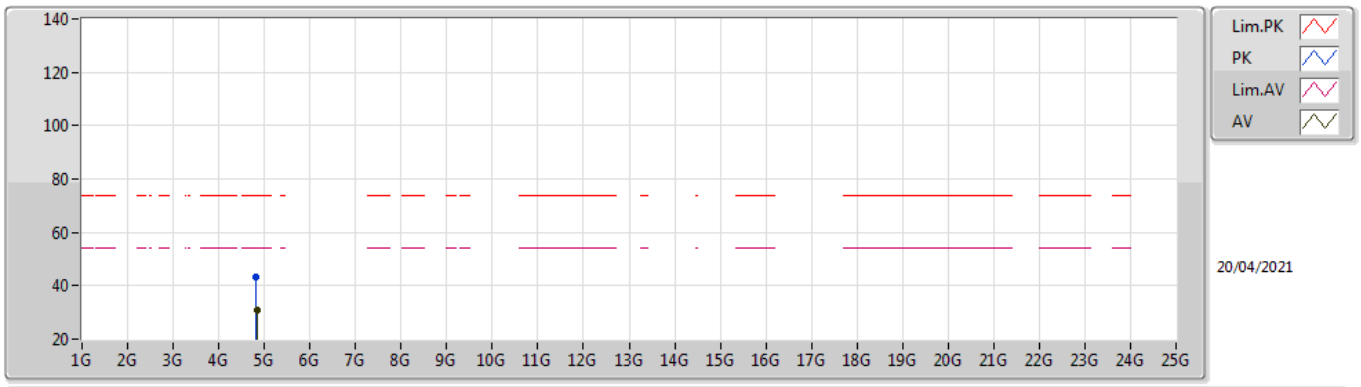

Type	Freq	Level	Limit	Margin	Factor	Dist	Condition	Azimuth	Height	Comment	Raw	AF	CL	PA
	(Hz)	(dBuV/m)	(dBuV/m)	(dB)	(dB)	(m)		(°)	(m)		(dBuV)	(dB)	(dB)	(dB)
AV	4.83684G	30.72	54.00	-23.28	1.64	3	Horizontal	360	1.10	-	29.08	31.25	5.32	34.93
PK	4.81986G	43.28	74.00	-30.72	1.56	3	Horizontal	360	1.10	-	41.72	31.18	5.31	34.93

802.11n HT20_Nss1,(MCS0)_1TX

2417MHz_TX

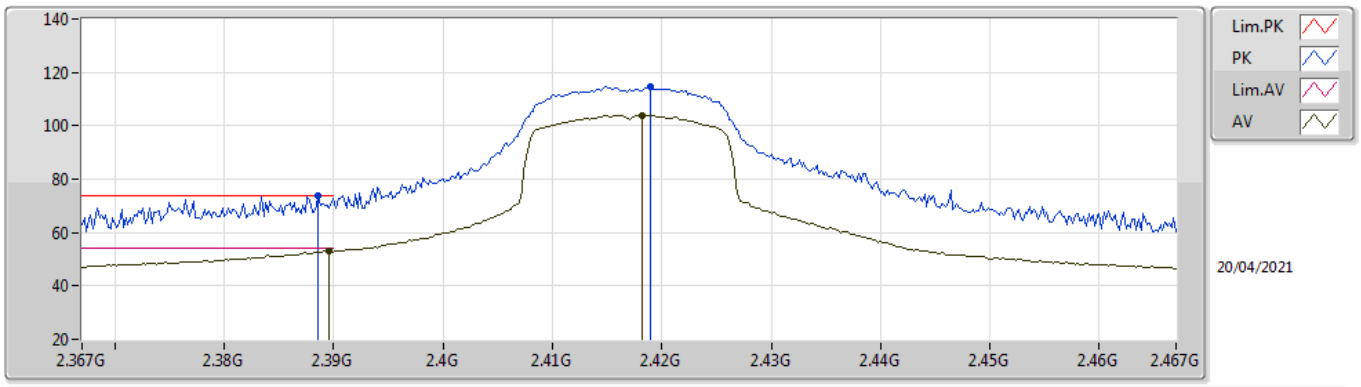

Type	Freq	Level	Limit	Margin	Factor	Dist	Condition	Azimuth	Height	Comment	Raw	AF	CL	PA
	(Hz)	(dBuV/m)	(dBuV/m)	(dB)	(dB)	(m)		(°)	(m)		(dBuV)	(dB)	(dB)	(dB)
AV	2.3896G	52.95	54.00	-1.05	31.52	3	Vertical	40	1.45	-	21.43	27.64	3.88	-
AV	2.4182G	103.97	Inf	-Inf	31.53	3	Vertical	40	1.45	-	72.44	27.60	3.93	-
PK	2.3886G	73.93	74.00	-0.07	31.53	3	Vertical	40	1.45	-	42.40	27.65	3.88	-
PK	2.419G	114.78	Inf	-Inf	31.53	3	Vertical	40	1.45	-	83.25	27.60	3.93	-

802.11n HT20_Nss1,(MCS0)_1TX

2417MHz_TX

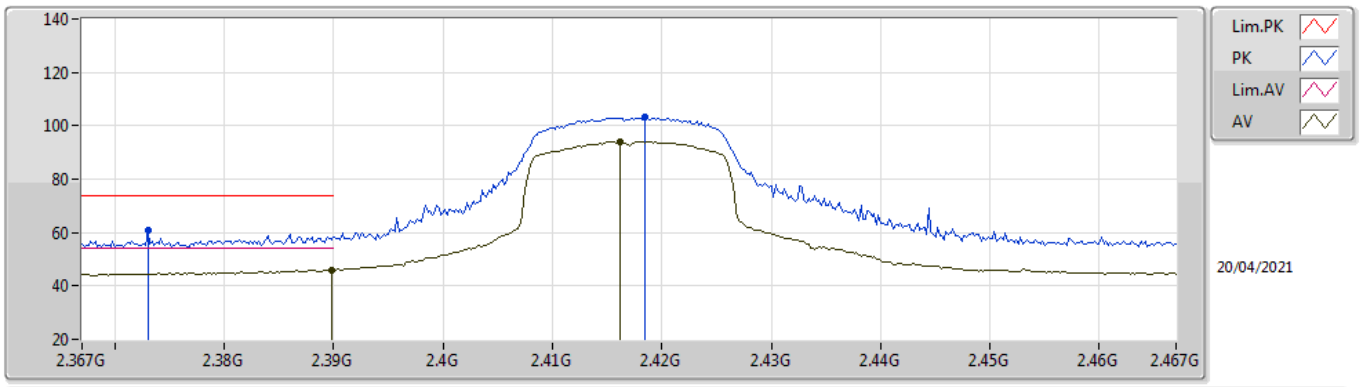

Type	Freq	Level	Limit	Margin	Factor	Dist	Condition	Azimuth	Height	Comment	Raw	AF	CL	PA
	(Hz)	(dBuV/m)	(dBuV/m)	(dB)	(dB)	(m)		(°)	(m)		(dBuV)	(dB)	(dB)	(dB)
AV	2.3898G	46.06	54.00	-7.94	31.52	3	Horizontal	339	1.16	-	14.54	27.64	3.88	-
AV	2.4162G	93.93	Inf	-Inf	31.52	3	Horizontal	339	1.16	-	62.41	27.60	3.92	-
PK	2.373G	61.05	74.00	-12.95	31.57	3	Horizontal	339	1.16	-	29.48	27.71	3.86	-
PK	2.4184G	103.38	Inf	-Inf	31.53	3	Horizontal	339	1.16	-	71.85	27.60	3.93	-

802.11n HT20_Nss1,(MCS0)_1TX

2437MHz_TX

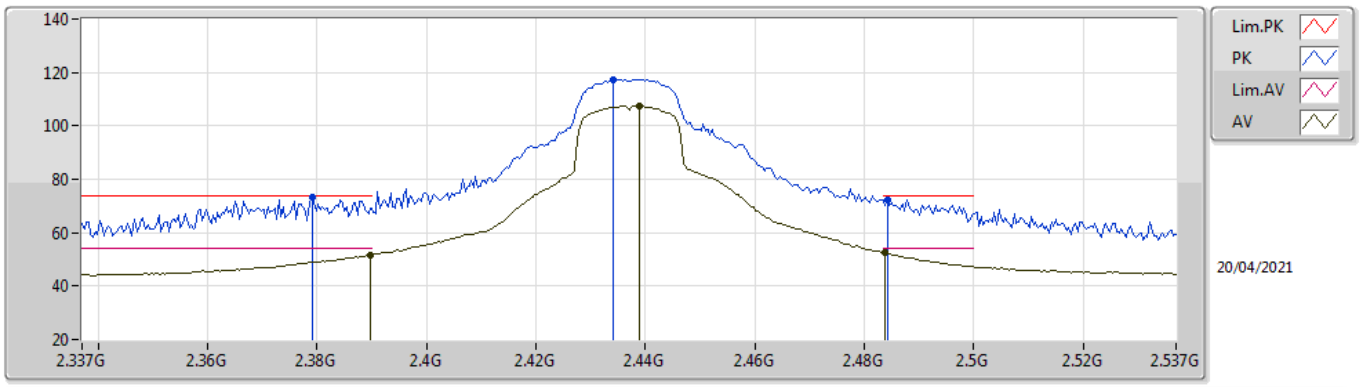

Type	Freq	Level	Limit	Margin	Factor	Dist	Condition	Azimuth	Height	Comment	Raw	AF	CL	PA
	(Hz)	(dBuV/m)	(dBuV/m)	(dB)	(dB)	(m)		(°)	(m)		(dBuV)	(dB)	(dB)	(dB)
AV	2.3898G	51.70	54.00	-2.30	31.52	3	Vertical	340	1.58	-	20.18	27.64	3.88	-
AV	2.439G	107.56	Inf	-Inf	31.56	3	Vertical	340	1.58	-	76.00	27.60	3.96	-
AV	2.4838G	52.46	54.00	-1.54	31.63	3	Vertical	340	1.58	-	20.83	27.60	4.03	-
PK	2.379G	73.52	74.00	-0.48	31.55	3	Vertical	340	1.58	-	41.97	27.68	3.87	-
PK	2.4342G	117.44	Inf	-Inf	31.55	3	Vertical	340	1.58	-	85.89	27.60	3.95	-
PK	2.4842G	72.49	74.00	-1.51	31.63	3	Vertical	340	1.58	-	40.86	27.60	4.03	-

802.11n HT20_Nss1,(MCS0)_1TX

2437MHz_TX

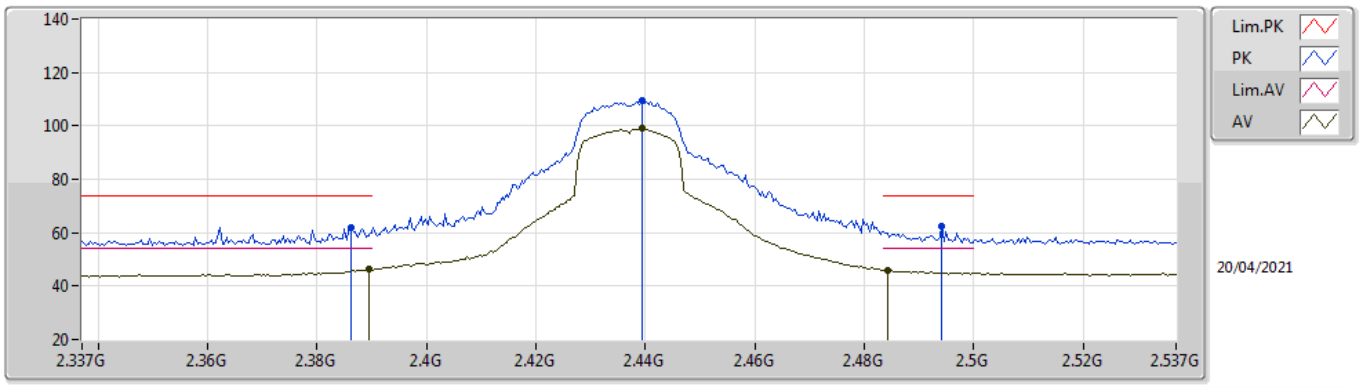

Type	Freq	Level	Limit	Margin	Factor	Dist	Condition	Azimuth	Height	Comment	Raw	AF	CL	PA
	(Hz)	(dBuV/m)	(dBuV/m)	(dB)	(dB)	(m)		(°)	(m)		(dBuV)	(dB)	(dB)	(dB)
AV	2.3894G	46.40	54.00	-7.60	31.52	3	Horizontal	341	1.06	-	14.88	27.64	3.88	-
AV	2.4394G	98.89	Inf	-Inf	31.56	3	Horizontal	341	1.06	-	67.33	27.60	3.96	-
AV	2.4842G	46.11	54.00	-7.89	31.63	3	Horizontal	341	1.06	-	14.48	27.60	4.03	-
PK	2.3862G	62.02	74.00	-11.98	31.54	3	Horizontal	341	1.06	-	30.48	27.66	3.88	-
PK	2.4394G	109.29	Inf	-Inf	31.56	3	Horizontal	341	1.06	-	77.73	27.60	3.96	-
PK	2.4942G	62.28	74.00	-11.72	31.64	3	Horizontal	341	1.06	-	30.64	27.60	4.04	-

802.11n HT20_Nss1,(MCS0)_1TX

2437MHz_TX

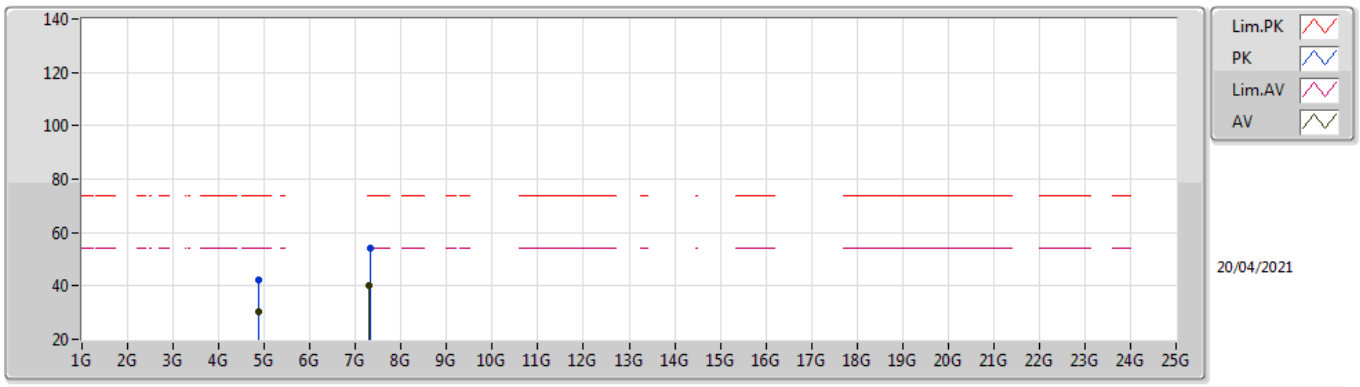

Type	Freq	Level	Limit	Margin	Factor	Dist	Condition	Azimuth	Height	Comment	Raw	AF	CL	PA
	(Hz)	(dBuV/m)	(dBuV/m)	(dB)	(dB)	(m)		(°)	(m)		(dBuV)	(dB)	(dB)	(dB)
AV	4.88882G	30.28	54.00	-23.72	1.63	3	Vertical	19	1.50	-	28.65	31.22	5.34	34.93
AV	7.30812G	40.04	54.00	-13.96	8.20	3	Vertical	3	1.89	-	31.84	36.58	6.80	35.18
PK	4.8812G	42.36	74.00	-31.64	1.65	3	Vertical	19	1.50	-	40.71	31.24	5.34	34.93
PK	7.31358G	54.03	74.00	-19.97	8.19	3	Vertical	3	1.89	-	45.84	36.57	6.80	35.18

802.11n HT20_Nss1,(MCS0)_1TX

2437MHz_TX

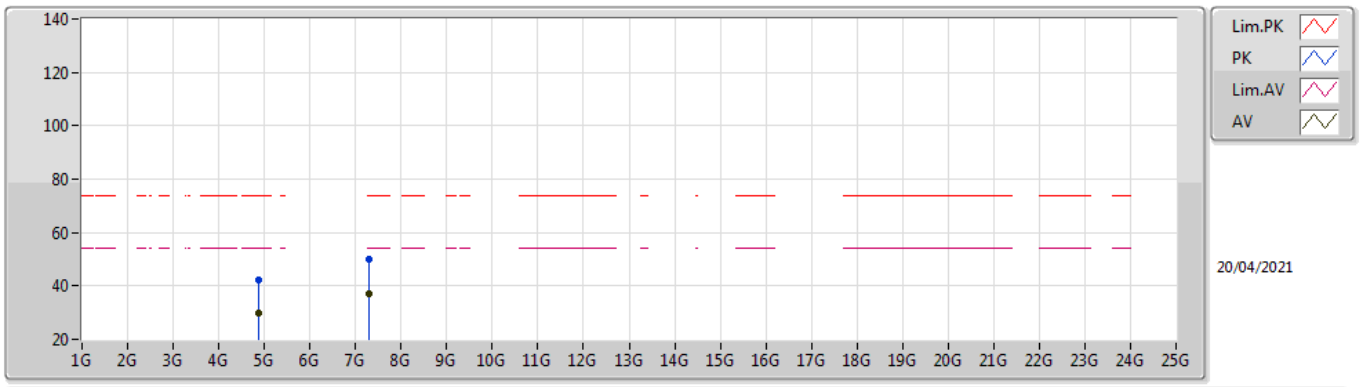

Type	Freq	Level	Limit	Margin	Factor	Dist	Condition	Azimuth	Height	Comment	Raw	AF	CL	PA
	(Hz)	(dBuV/m)	(dBuV/m)	(dB)	(dB)	(m)		(°)	(m)		(dBuV)	(dB)	(dB)	(dB)
AV	4.88768G	30.00	54.00	-24.00	1.63	3	Horizontal	303	1.50	-	28.37	31.22	5.34	34.93
AV	7.30746G	37.07	54.00	-16.93	8.21	3	Horizontal	344	1.50	-	28.86	36.59	6.80	35.18
PK	4.86734G	42.47	74.00	-31.53	1.67	3	Horizontal	303	1.50	-	40.80	31.27	5.33	34.93
PK	7.3026G	50.17	74.00	-23.83	8.21	3	Horizontal	344	1.50	-	41.96	36.59	6.80	35.18

802.11n HT20_Nss1,(MCS0)_1TX

2457MHz_TX

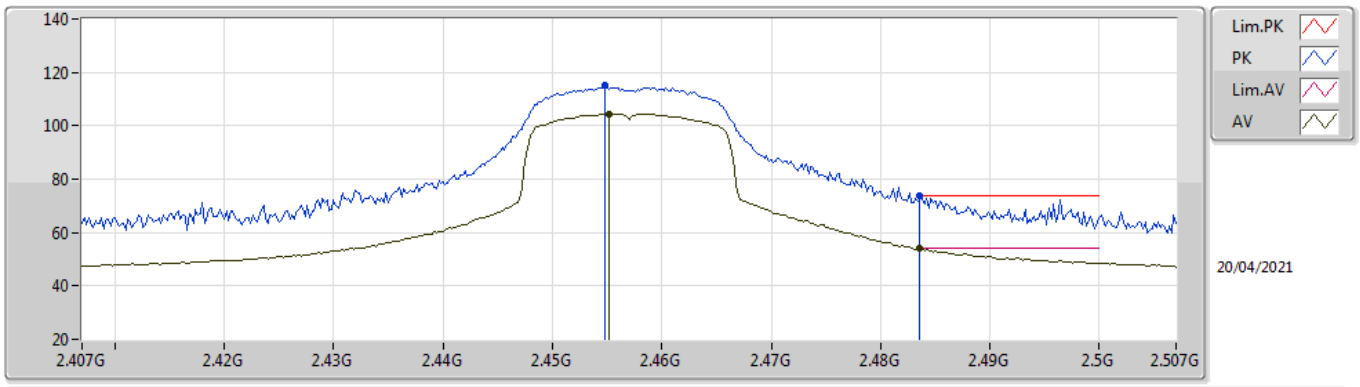

Type	Freq	Level	Limit	Margin	Factor	Dist	Condition	Azimuth	Height	Comment	Raw	AF	CL	PA
	(Hz)	(dBuV/m)	(dBuV/m)	(dB)	(dB)	(m)		(°)	(m)		(dBuV)	(dB)	(dB)	(dB)
AV	2.4552G	104.48	Inf	-Inf	31.58	3	Vertical	339	1.50	-	72.90	27.60	3.98	-
AV	2.4835G	53.93	54.00	-0.07	31.63	3	Vertical	339	1.50	-	22.30	27.60	4.03	-
PK	2.4548G	115.43	Inf	-Inf	31.58	3	Vertical	339	1.50	-	83.85	27.60	3.98	-
PK	2.4836G	73.90	74.00	-0.10	31.63	3	Vertical	339	1.50	-	42.27	27.60	4.03	-

802.11n HT20_Nss1,(MCS0)_1TX

2457MHz_TX

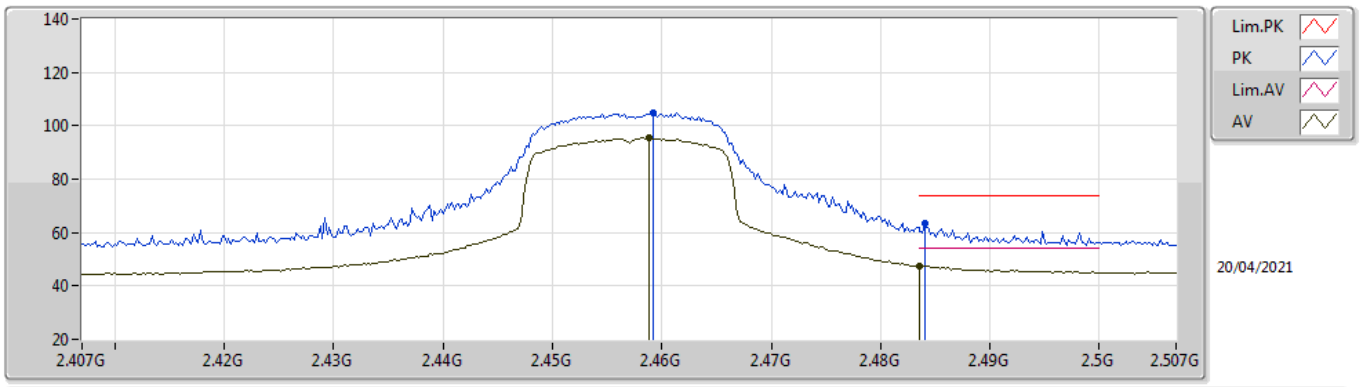

Type	Freq	Level	Limit	Margin	Factor	Dist	Condition	Azimuth	Height	Comment	Raw	AF	CL	PA
	(Hz)	(dBuV/m)	(dBuV/m)	(dB)	(dB)	(m)		(°)	(m)		(dBuV)	(dB)	(dB)	(dB)
AV	2.4588G	95.28	Inf	-Inf	31.59	3	Horizontal	244	1.88	-	63.69	27.60	3.99	-
AV	2.4836G	47.57	54.00	-6.43	31.63	3	Horizontal	244	1.88	-	15.94	27.60	4.03	-
PK	2.4592G	104.62	Inf	-Inf	31.59	3	Horizontal	244	1.88	-	73.03	27.60	3.99	-
PK	2.484G	63.67	74.00	-10.33	31.63	3	Horizontal	244	1.88	-	32.04	27.60	4.03	-

802.11n HT20_Nss1,(MCS0)_1TX

2462MHz_TX

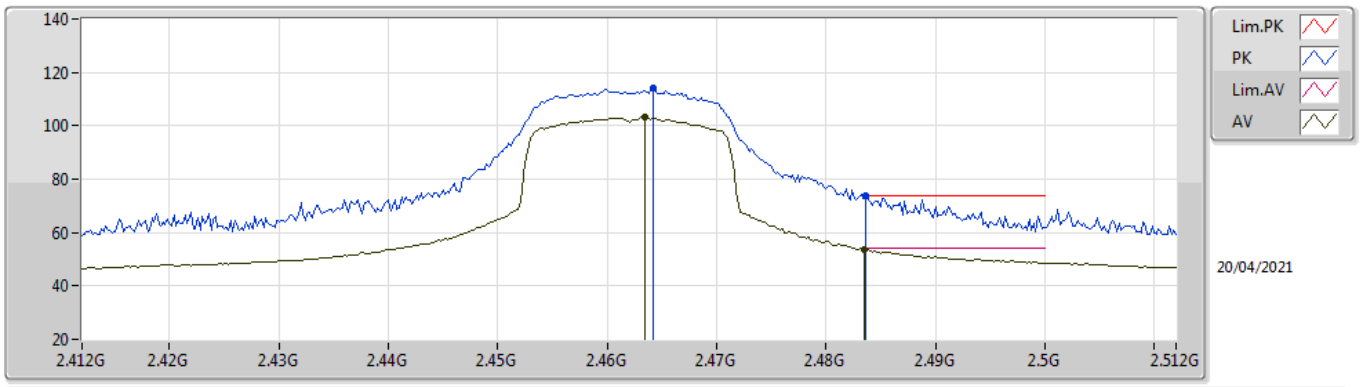

Type	Freq	Level	Limit	Margin	Factor	Dist	Condition	Azimuth	Height	Comment	Raw	AF	CL	PA
	(Hz)	(dBuV/m)	(dBuV/m)	(dB)	(dB)	(m)		(°)	(m)		(dBuV)	(dB)	(dB)	(dB)
AV	2.4634G	103.13	Inf	-Inf	31.60	3	Vertical	338	1.50	-	71.53	27.60	4.00	-
AV	2.4835G	53.66	54.00	-0.34	31.63	3	Vertical	338	1.50	-	22.03	27.60	4.03	-
PK	2.4642G	113.92	Inf	-Inf	31.60	3	Vertical	338	1.50	-	82.32	27.60	4.00	-
PK	2.4836G	73.63	74.00	-0.37	31.63	3	Vertical	338	1.50	-	42.00	27.60	4.03	-

802.11n HT20_Nss1,(MCS0)_1TX

2462MHz_TX

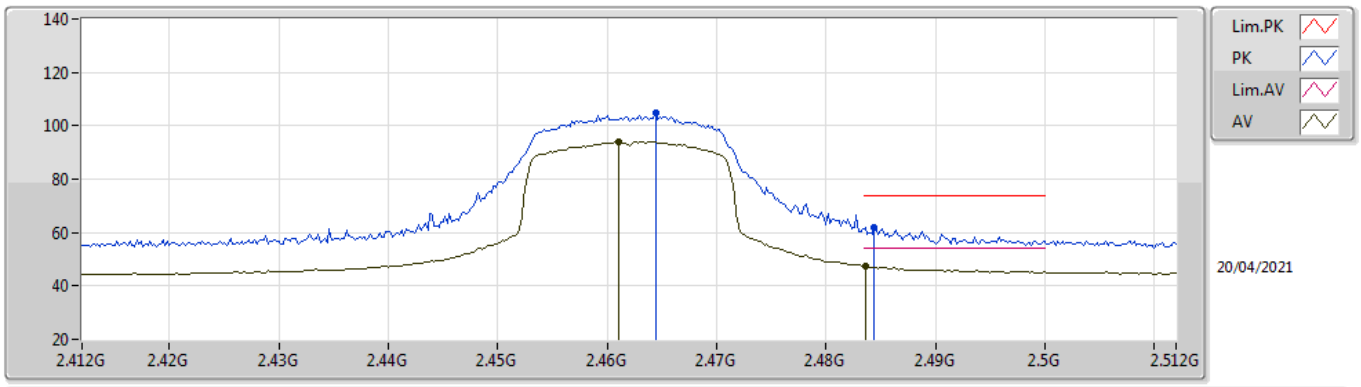

Type	Freq	Level	Limit	Margin	Factor	Dist	Condition	Azimuth	Height	Comment	Raw	AF	CL	PA
	(Hz)	(dBuV/m)	(dBuV/m)	(dB)	(dB)	(m)		(°)	(m)		(dBuV)	(dB)	(dB)	(dB)
AV	2.461G	94.12	Inf	-Inf	31.59	3	Horizontal	339	1.00	-	62.53	27.60	3.99	-
AV	2.4836G	47.59	54.00	-6.41	31.63	3	Horizontal	339	1.00	-	15.96	27.60	4.03	-
PK	2.4644G	104.75	Inf	-Inf	31.60	3	Horizontal	339	1.00	-	73.15	27.60	4.00	-
PK	2.4844G	62.01	74.00	-11.99	31.63	3	Horizontal	339	1.00	-	30.38	27.60	4.03	-

802.11n HT20_Nss1,(MCS0)_1TX

2462MHz_TX

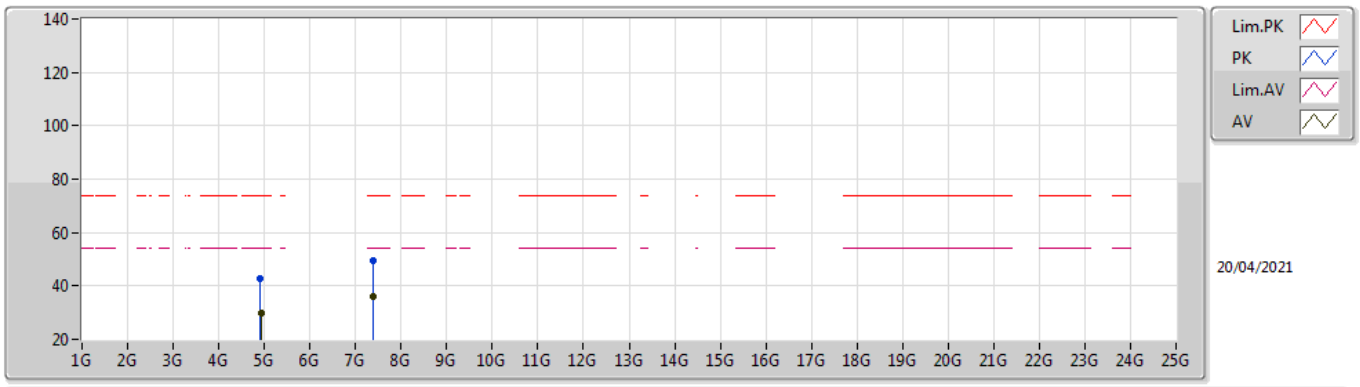

Type	Freq	Level	Limit	Margin	Factor	Dist	Condition	Azimuth	Height	Comment	Raw	AF	CL	PA
	(Hz)	(dBuV/m)	(dBuV/m)	(dB)	(dB)	(m)		(°)	(m)		(dBuV)	(dB)	(dB)	(dB)
AV	4.93294G	30.07	54.00	-23.93	1.76	3	Vertical	173	1.50	-	28.31	31.33	5.37	34.94
AV	7.39008G	36.28	54.00	-17.72	8.04	3	Vertical	2	1.44	-	28.24	36.42	6.80	35.18
PK	4.91638G	42.53	74.00	-31.47	1.70	3	Vertical	173	1.50	-	40.83	31.27	5.36	34.93
PK	7.38816G	49.36	74.00	-24.64	8.04	3	Vertical	2	1.44	-	41.32	36.42	6.80	35.18

802.11n HT20_Nss1,(MCS0)_1TX

2462MHz_TX

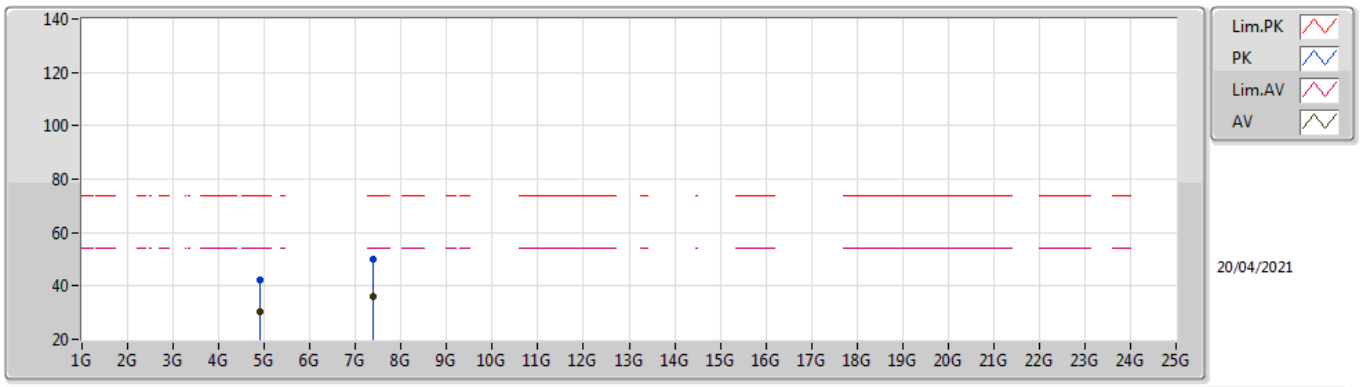

Type	Freq	Level	Limit	Margin	Factor	Dist	Condition	Azimuth	Height	Comment	Raw	AF	CL	PA
	(Hz)	(dBuV/m)	(dBuV/m)	(dB)	(dB)	(m)		(°)	(m)		(dBuV)	(dB)	(dB)	(dB)
AV	4.91572G	30.30	54.00	-23.70	1.69	3	Horizontal	185	1.50	-	28.61	31.26	5.36	34.93
AV	7.38504G	36.24	54.00	-17.76	8.05	3	Horizontal	321	1.92	-	28.19	36.43	6.80	35.18
PK	4.91146G	42.26	74.00	-31.74	1.68	3	Horizontal	185	1.50	-	40.58	31.25	5.36	34.93
PK	7.38066G	50.01	74.00	-23.99	8.06	3	Horizontal	321	1.92	-	41.95	36.44	6.80	35.18