# ALKOXY

## Magnetic Fast Wireless Car Charger

WXC-001

## SAFETY NOTICE:

1、Do not pull the power card hard to avoid the power card from breaking or falling off.

2、Do not disassemble by yourself or throw it into fire or water to avoid short circuit and leakage.

3、Do not use in severely high temperature, humidity or corrosive environments to avoid leakage of electricity due to damage to the circuit.

## TECHNICAL SPECIFICATIONS

Name:Magnetic Fast Wireless Car Charger

Input:5V=3A,9V=2A

Output:15w(max)

## METHOD OF USE

1. Place nut around head with bottom facing charger,then fully insert ball head into socket.Tighten nut to lock angle in place.

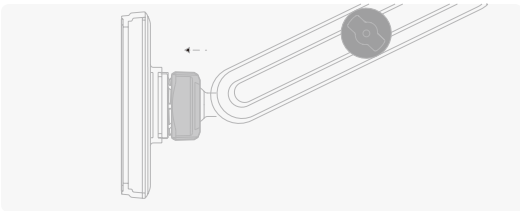

2. Find smooth surface to attach charger to then wipe surface clean with wet wipes.

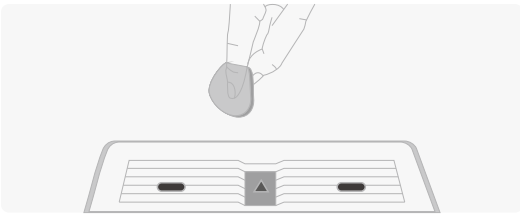

3. Firmly press base to surface.

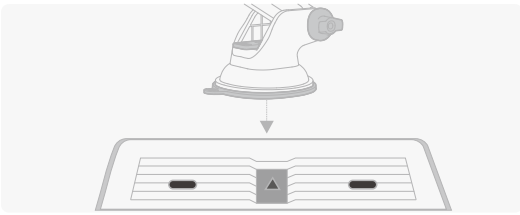

4. Push down locking latch on top of base to secure bases to surface.

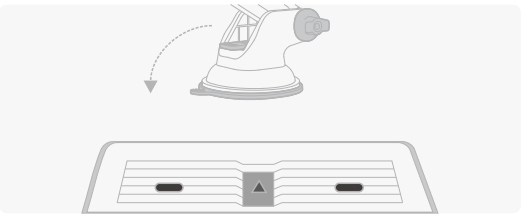

5. Adjust length and angle of mount ,then rotate knobs clockwise to lock in place.

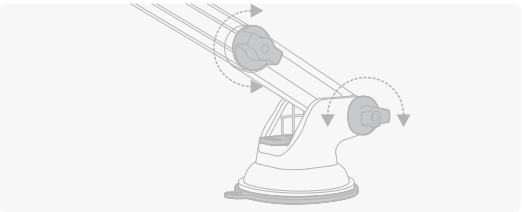

6. Plug in charging pad.attach phone to charger to begin charging.

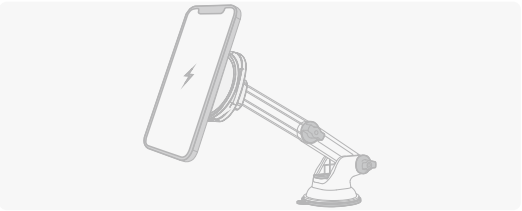

7. To reposition mount.unlock latch and peel base off surface.Wash base with running water and allow to dry before reattaching.

1.unscrew the nut from the socket.

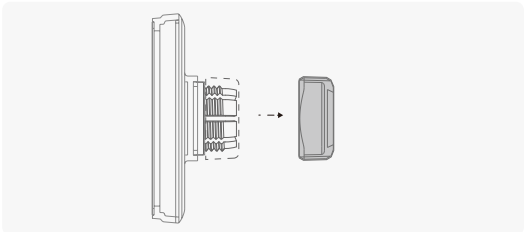

2.Place nut around ball head with top facing clamp,then fully insert ball head into socket.

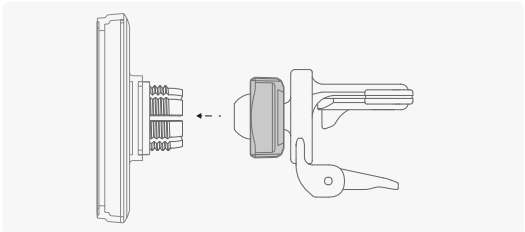

3.Tighten the nut clockwise.

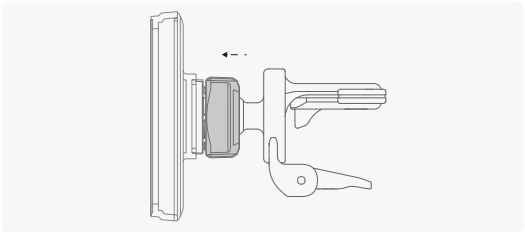

4.Attack clamp to car vent.

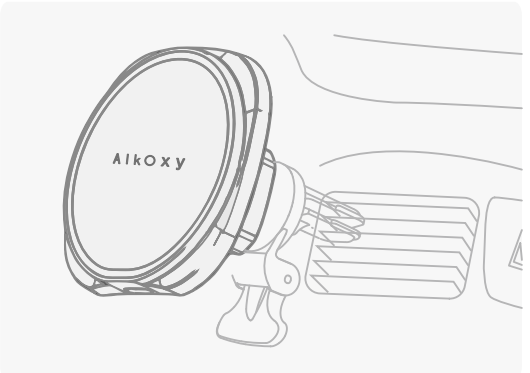


5.Magnetically attach phone to begin charging.

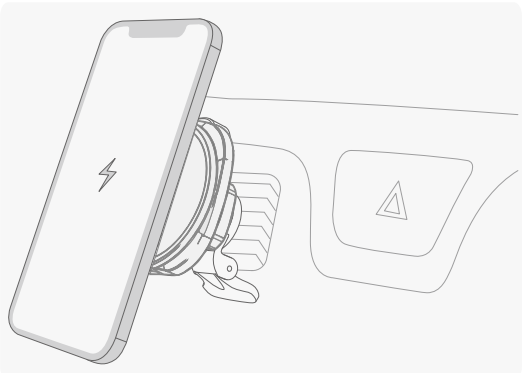

## FREQUENTLY ASKED QUESTIONS

1. Charging is slow.The mobile phone itself or the external receiving coil allows the wireless charging current to be different, or the application running recommended to reduce or close the application.

2. The phone is charging intermittently,and the indicator light flashes.If the charging current is not enough,please use a charging head (adapter) with sufficient power 9V/ 1.67A or above QC2.0.

3. Charging fever,It is normal foe the receiving coil or transmitter board to generate heat during wireless charging.It is recommended to adjust the charging position.

4. The charger does not work.Do not put metal debris or magnetic cards on the charging area.If the product does not work due to overheating , please take off the phone and wait for it to cool down and try charging again.

5. The host indicator is normal,but the mobile phone cannot work,The mobile phone receiving coil is faulty or the charging position is not aligned.It is recommended to replace the receiving coil or repair the mobile phone.

6. The indicator light of the host is not bright.If the host fails, contact after sales maintenance.

This device complies with Part 15 of the FCC Rules. Operation is subject to the following two conditions: (1) this device may not cause harmful interference, and (2) this device must accept any interference received, including interference that may cause undesired operation.

Changes or modifications to this unit not expressly approved by the party responsible for compliance could void the user's authority to operate the equipment.

NOTE: This equipment has been tested and found to comply with the limits for a Class B digital device, pursuant to Part 15 of the FCC Rules. These limits are designed to provide reasonable protection against harmful interference in a residential installation. This equipment generates, uses and can radiate radio frequency energy and, if not installed and used in accordance with the instructions, may cause harmful interference to radio communications. However, there is no guarantee that interference will not occur in a particular installation. If this equipment does cause harmful interference to radio or television reception, which can be determined by turning the equipment off and on, the user is encouraged to try to correct the interference by one or more of the following measures:
-- Reorient or relocate the receiving antenna.
-- Increase the separation between the equipment and receiver.
-- Connect the equipment into an outlet on a circuit different from that to which the receiver is connected.
-- Consult the dealer or an experienced radio/TV technician for help.
Radiation Exposure Statement
This device complies with FCC RF radiation exposure limits set forth for an uncontrolled environment. This transmitter must not be co-located or operating in conjunction with any other antenna or transmitter. During the operation of device a distance of 15 cm surrounding the device and above the top surface of the device must be respected.