UNII-1_a

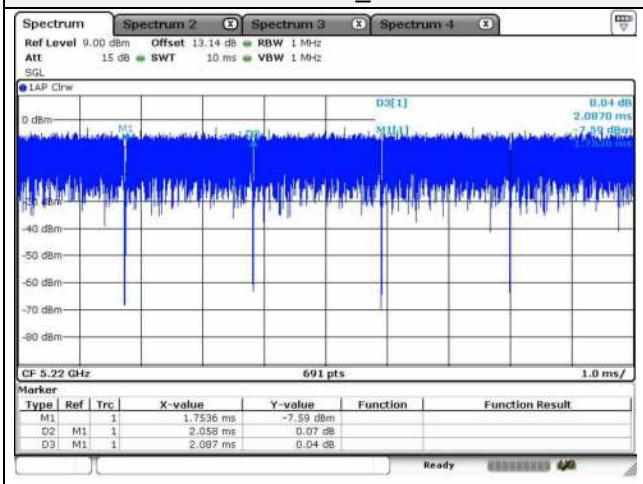

UNII-1_HT20

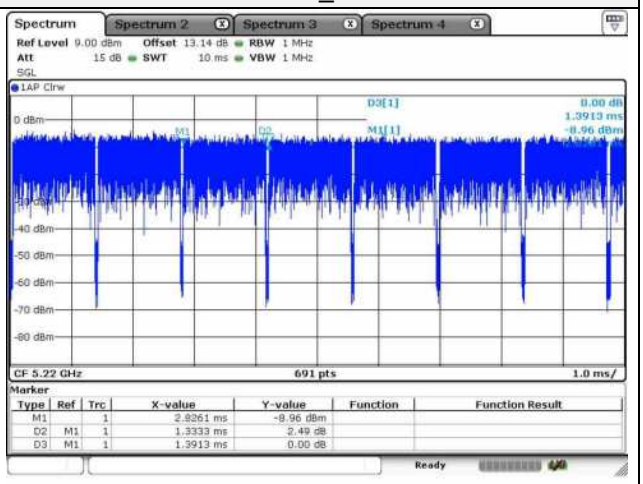

UNII-1_HT40

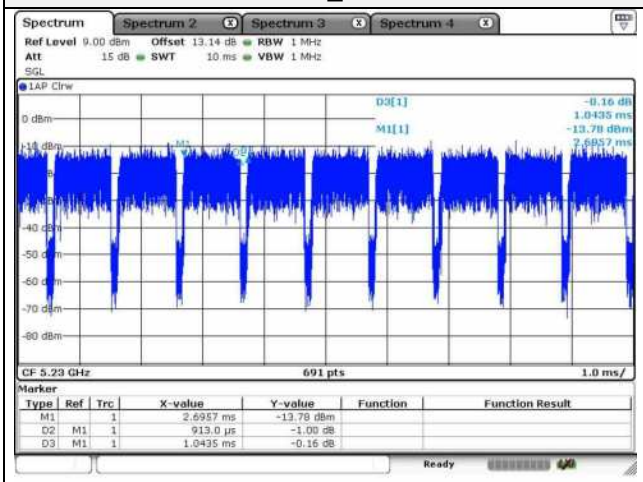

UNII-1_VHT20

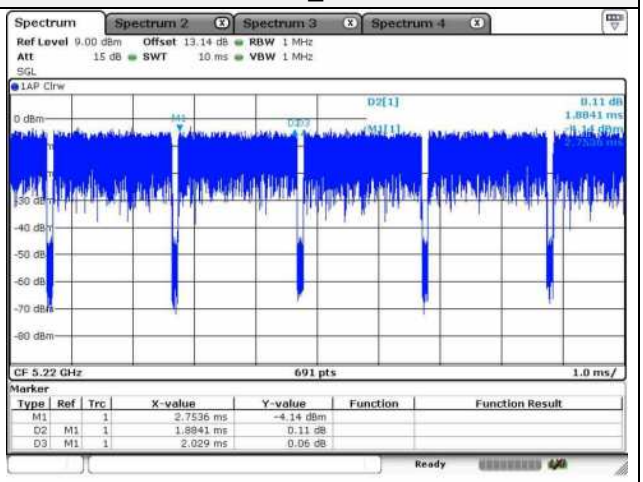

UNII-1_VHT40

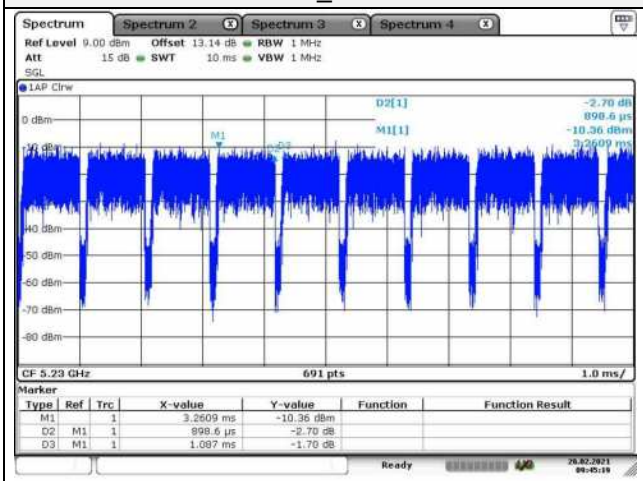

UNII-1_VHT80

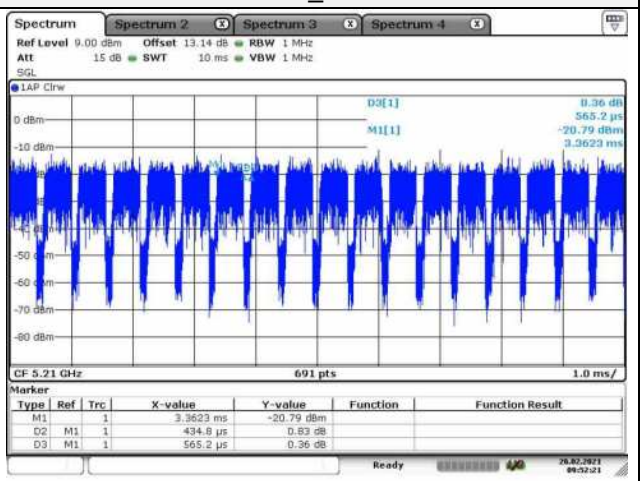

This report shall not be reproduced except in full, without the written approval of KES Co., Ltd.
The results shown in this test report refer only to the sample(s) tested unless otherwise stated.
The authenticity of the test report, contact shchoi@kes.co.kr

UNII-2A_a

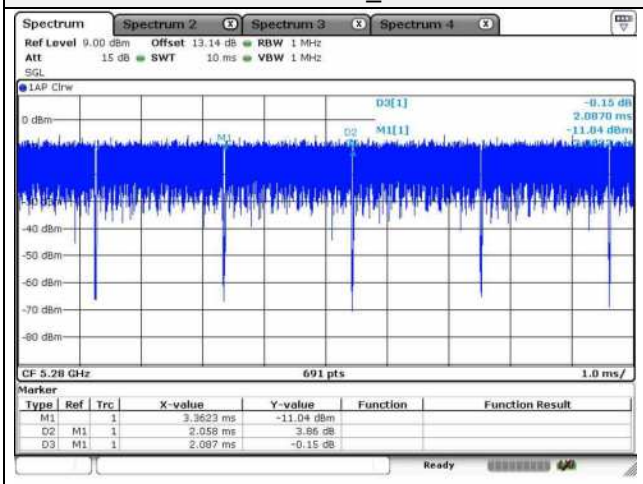

UNII-2A_HT20

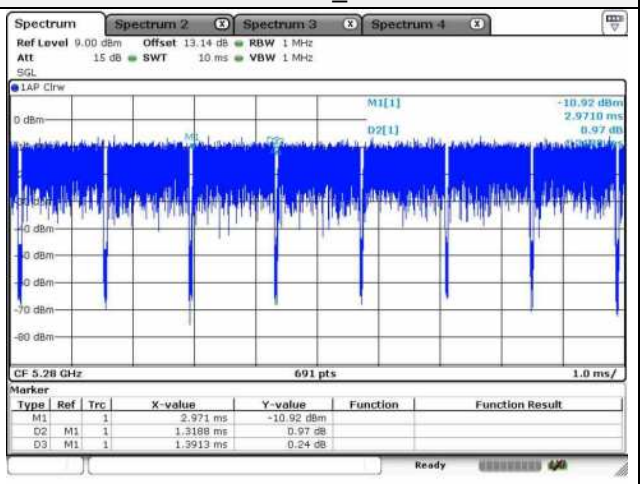

UNII-2A_HT40

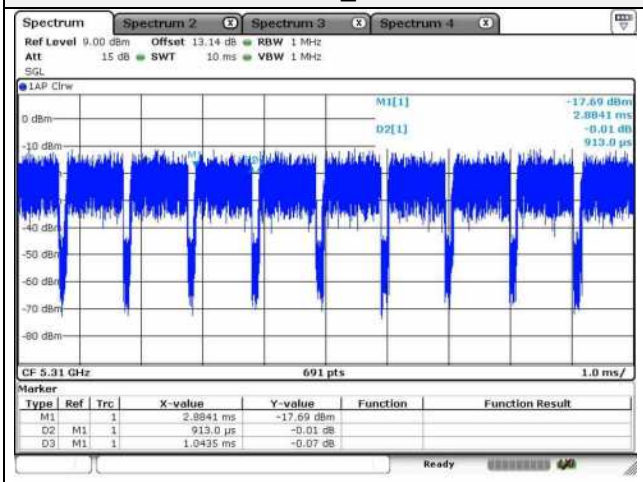

UNII-2A_VHT20

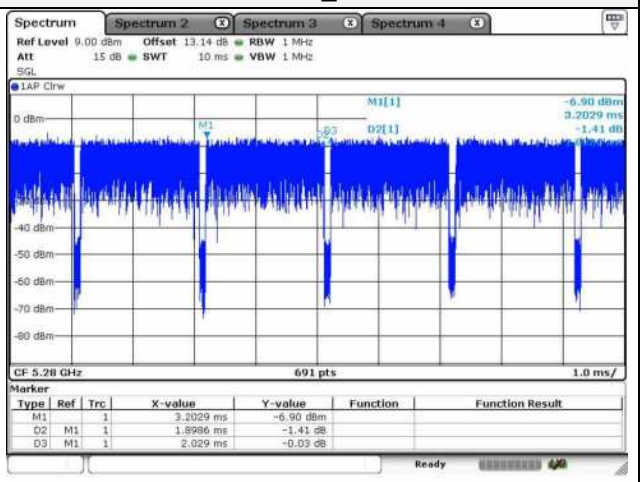

UNII-2A_VHT40

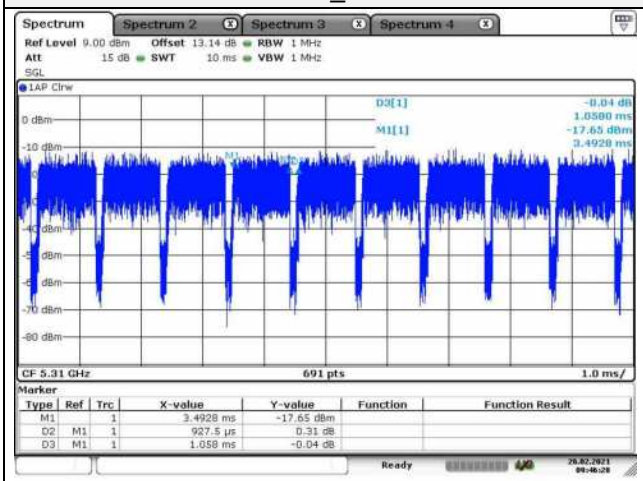

UNII-2A_VHT80

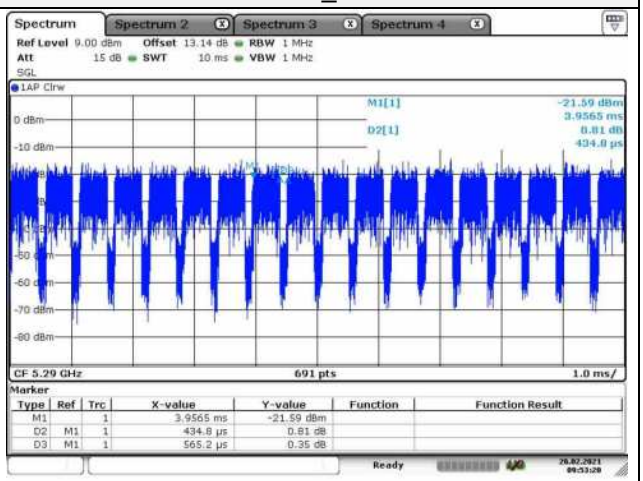

This report shall not be reproduced except in full, without the written approval of KES Co., Ltd.
The results shown in this test report refer only to the sample(s) tested unless otherwise stated.
The authenticity of the test report, contact shchoi@kes.co.kr

UNII-2C_a

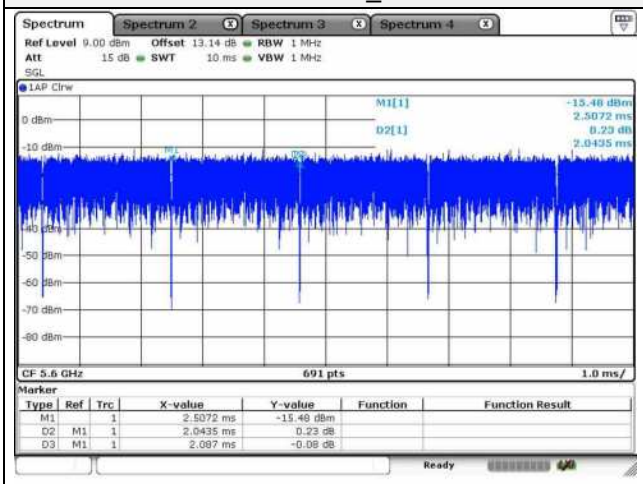

UNII-2C _HT20

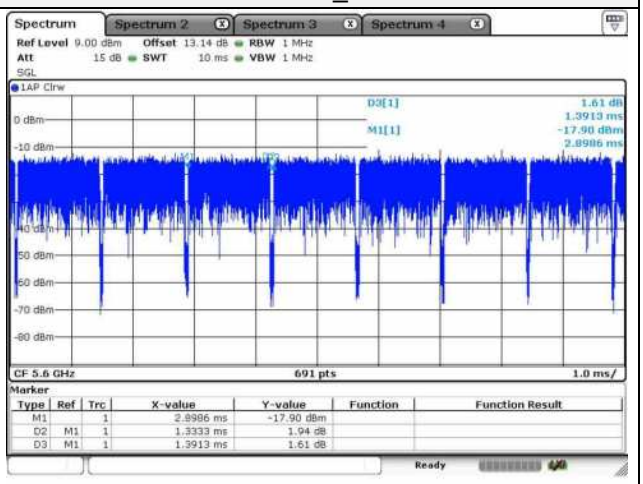

UNII-2C _HT40

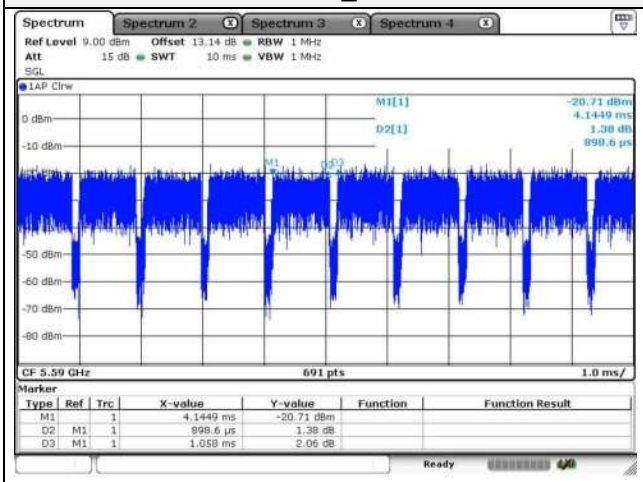

UNII-2C _VHT20

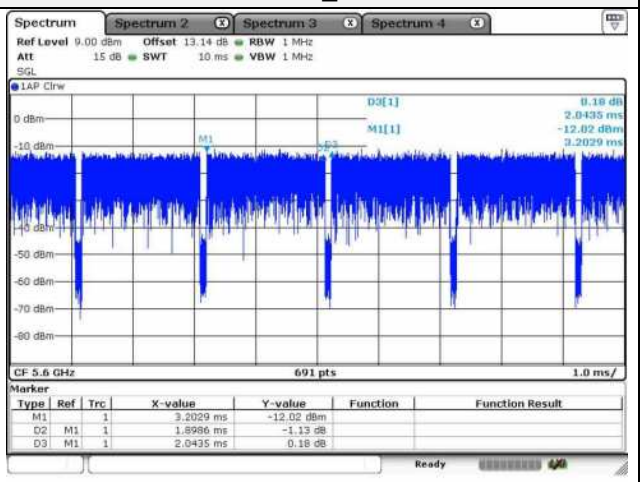

UNII-2C _VHT40

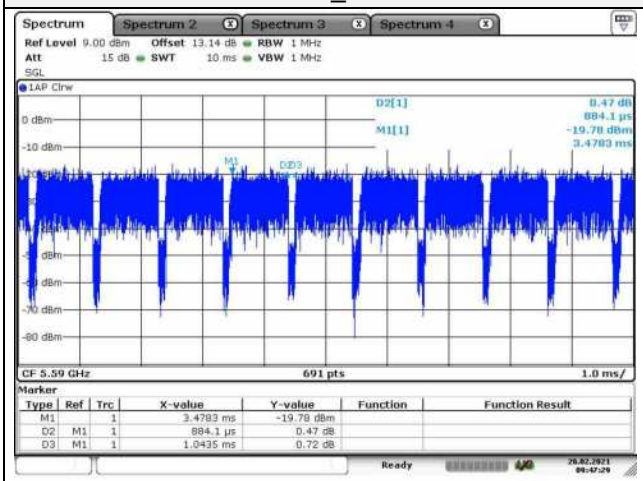

UNII-2C _VHT80

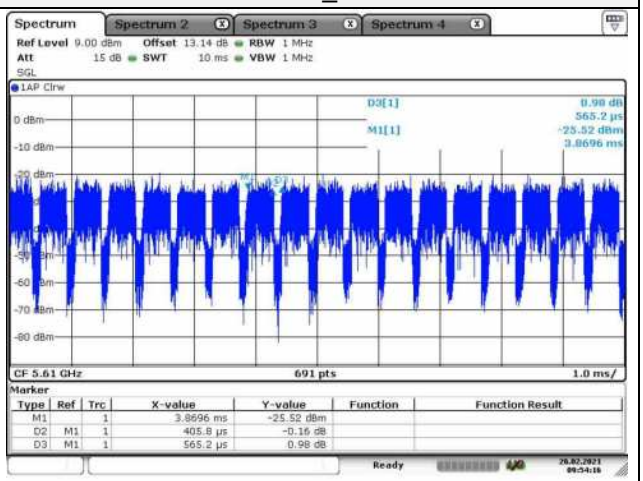

This report shall not be reproduced except in full, without the written approval of KES Co., Ltd.
The results shown in this test report refer only to the sample(s) tested unless otherwise stated.
The authenticity of the test report, contact shchoi@kes.co.kr

UNII-3_a

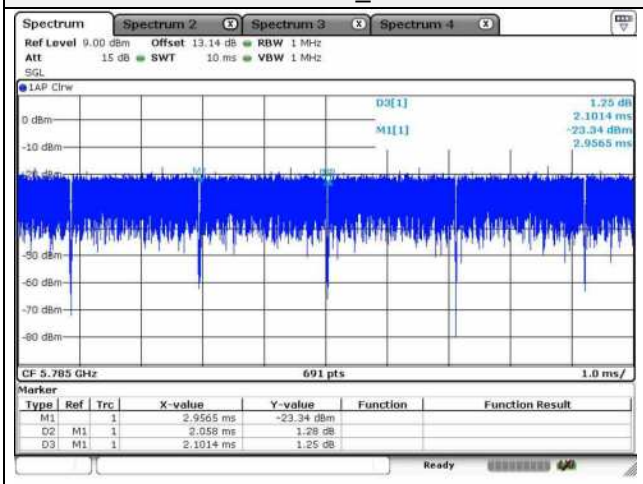

UNII-3_HT20

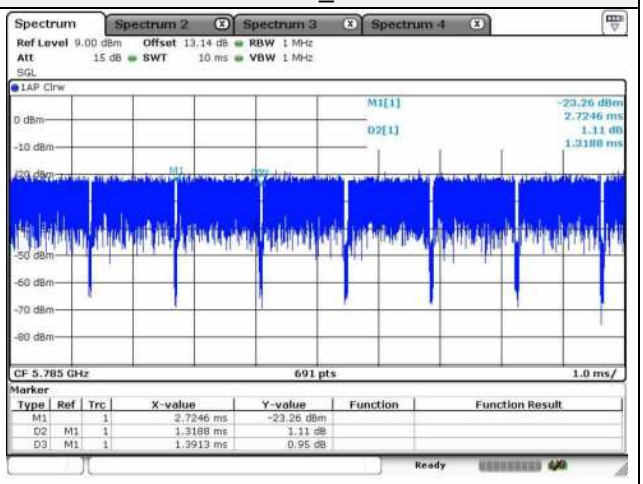

UNII-3_HT40

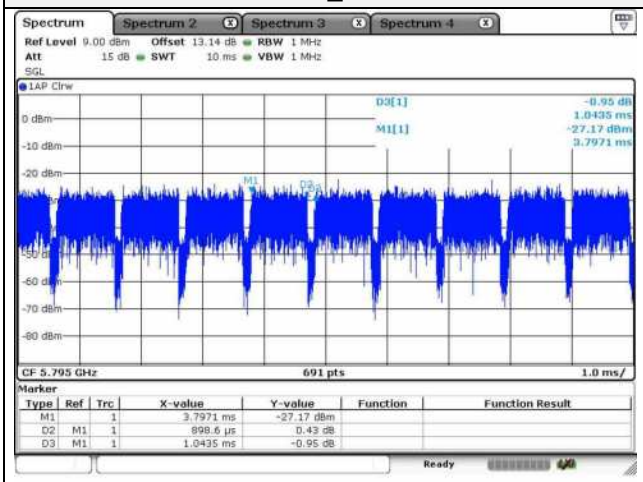

UNII-3_VHT20

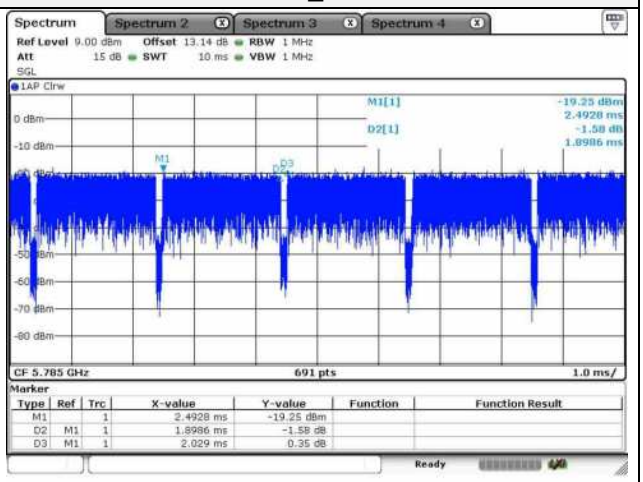

UNII-3_VHT40

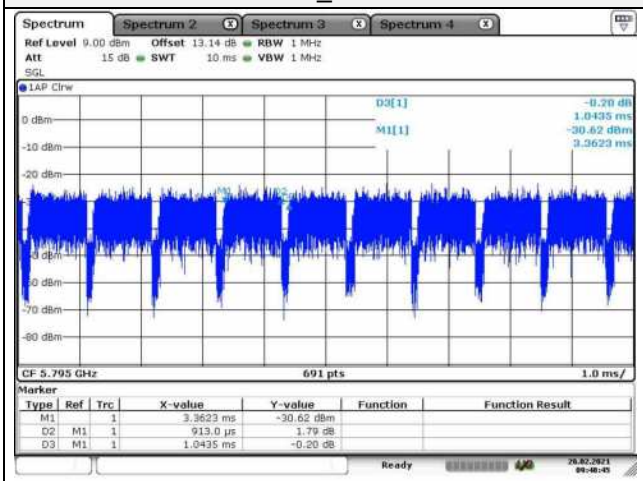

UNII-3_VHT80

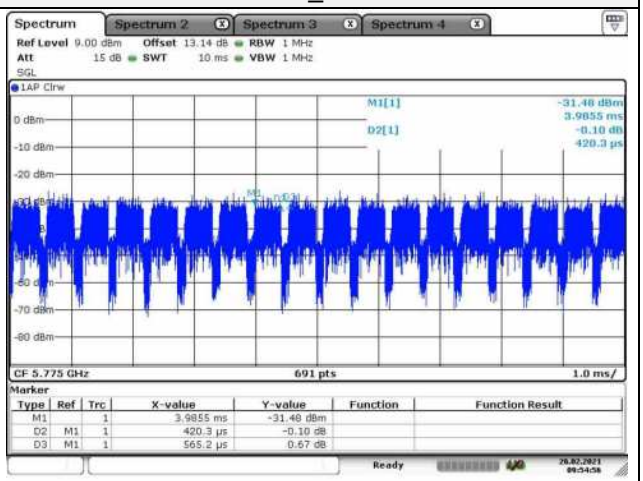

This report shall not be reproduced except in full, without the written approval of KES Co., Ltd.
The results shown in this test report refer only to the sample(s) tested unless otherwise stated.
The authenticity of the test report, contact shchoi@kes.co.kr

Test results (Below 30 ㎒) – Worst case

Mode: UNII-1 (11ac_VHT20)

Distance of measurement: 3 meter

Channel: 36

Frequency (㎒)	Level (dBμV)	Ant. Pol. (H/V)	CF (dB)	Distance factor (dB)	Field strength (dBμV/m)	Limit (dBμV/m)	Margin (dB)
0.009	52.10	H	19.30	-80.00	-8.60	48.50	57.10
0.673	29.50	H	20.40	-40.00	9.90	31.10	21.20
1.040	26.50	H	20.70	-40.00	7.20	27.30	20.10

Horizontal

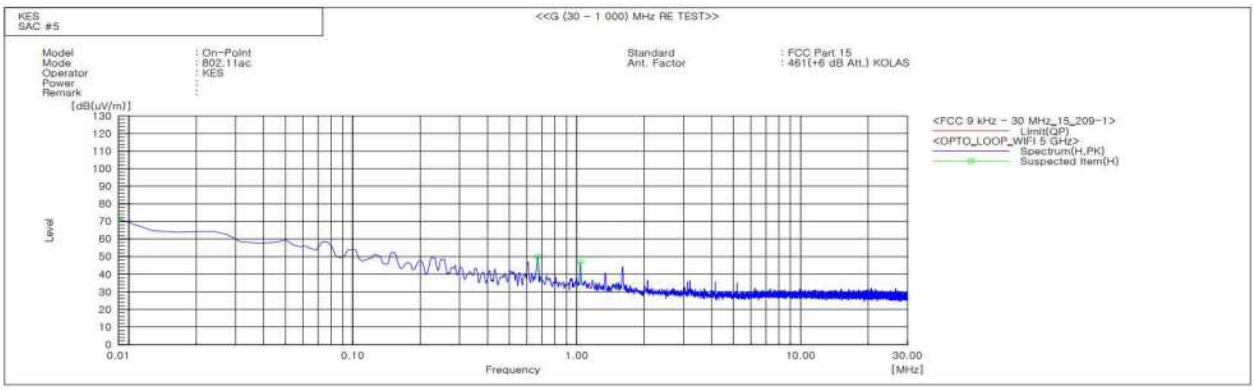

Test results (Below 1 000 ㎒) – Worst case

Mode: UNII-1 (11ac_VHT20)

Distance of measurement: 3 meter

Channel: 36

Horizontal // Vertical

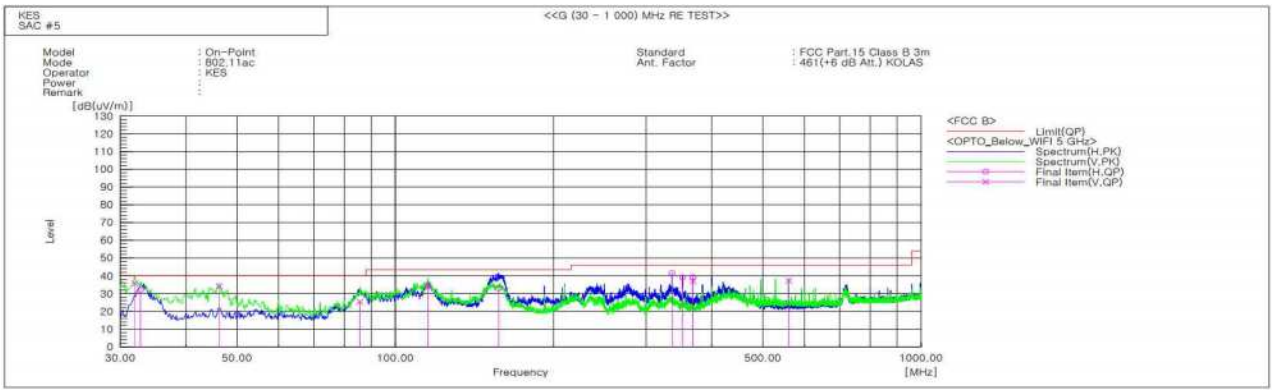

Final Result

No.	Frequency [MHz]	(P)	Reading QP [dB(uV)]	c.f [dB(1/m)]	Result QP [dB(uV/m)]	Limit QP [dB(uV/m)]	Margin QP [dB]	Height [cm]	Angle [deg]	Remark
1	32.789	H	46.0	-13.9	32.1	40.0	7.9	400.0	302.6	
2	115.360	H	49.9	-15.9	34.0	43.5	9.5	400.0	134.1	
3	157.191	H	45.6	-12.6	33.0	43.5	10.5	400.0	158.5	
4	336.035	H	52.9	-11.4	41.5	46.0	4.5	100.0	153.6	
5	351.919	H	50.3	-11.1	39.2	46.0	6.8	100.0	134.4	
6	367.924	H	49.9	-10.6	39.3	46.0	6.7	100.0	144.3	
7	31.940	V	49.7	-13.9	35.8	40.0	4.2	100.0	335.5	
8	46.248	V	46.9	-12.8	34.1	40.0	5.9	100.0	238.6	
9	85.654	V	43.5	-18.0	25.5	40.0	14.5	100.0	215.6	
10	115.481	V	50.5	-15.9	34.6	43.5	8.9	100.0	290.7	
11	367.924	V	47.5	-10.6	36.9	46.0	9.1	100.0	204.3	
12	559.984	V	43.6	-6.3	37.3	46.0	8.7	100.0	324.2	

This report shall not be reproduced except in full, without the written approval of KES Co., Ltd.
The results shown in this test report refer only to the sample(s) tested unless otherwise stated.
The authenticity of the test report, contact shchoi@kes.co.kr

Test results (Above 1 000 ㎒)

Mode: UNII-1

Distance of measurement: 3 meter

Channel: 36

- **Spurious**

Frequency (㎒)	Level (dBμV)	Detect mode	Ant. Pol. (H/V)	CF (dB)	DCF (dB)	Field strength (dBμV/m)	Limit (dBμV/m)	Margin (dB)
1 199.00	49.65	Peak	H	-8.09	-	41.56	74.00	32.44
1 662.10	52.86	Peak	H	-4.85	-	48.01	74.00	25.99

- **Band edge**

Frequency (㎒)	Level (dBμV)	Detect mode	Ant. Pol. (H/V)	CF (dB)	DCF (dB)	Field strength (dBμV/m)	Limit (dBμV/m)	Margin (dB)
5 143.80	49.36	Peak	H	8.75	-	58.11	74.00	15.89
4 644.90	46.38	Peak	V	5.90	-	52.28	74.00	21.72
4 714.30	35.02	Average	V	6.48	-	41.50	54.00	12.50

Restricted band // Horizontal // Peak

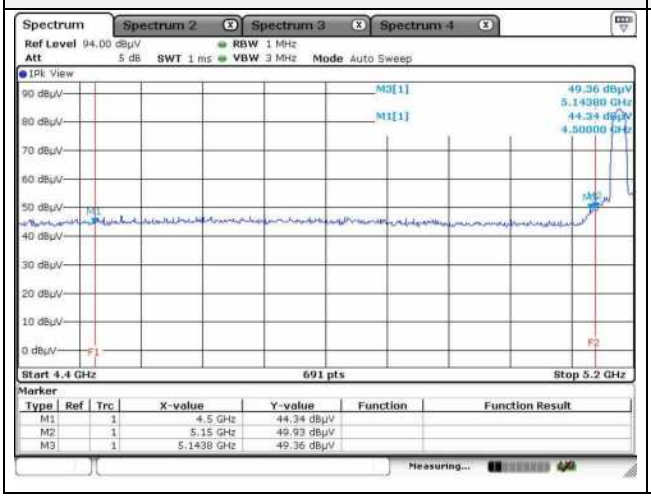

Restricted band // Vertical // Peak

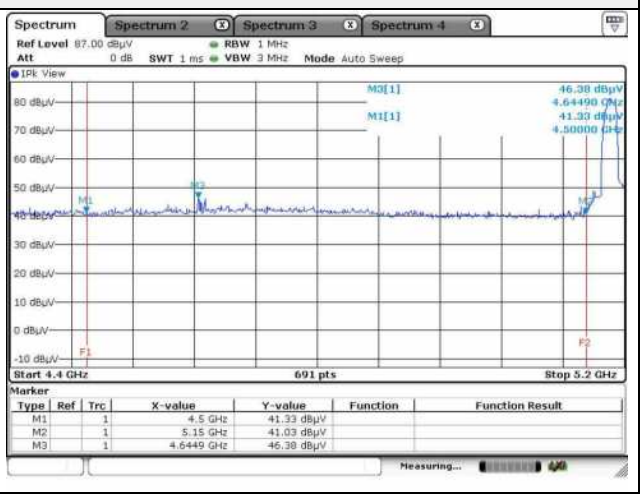

This report shall not be reproduced except in full, without the written approval of KES Co., Ltd.
The results shown in this test report refer only to the sample(s) tested unless otherwise stated.
The authenticity of the test report, contact shchoi@kes.co.kr

Restricted band // Horizontal // Average	Restricted band // Vertical // Average
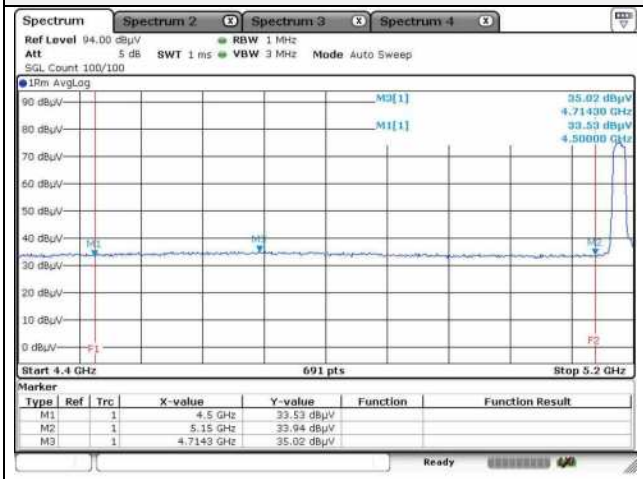	Blank
Horizontal // Peak for 1 ㎓ to 6 ㎓	**Vertical // Peak for 1 ㎓ to 6 ㎓**
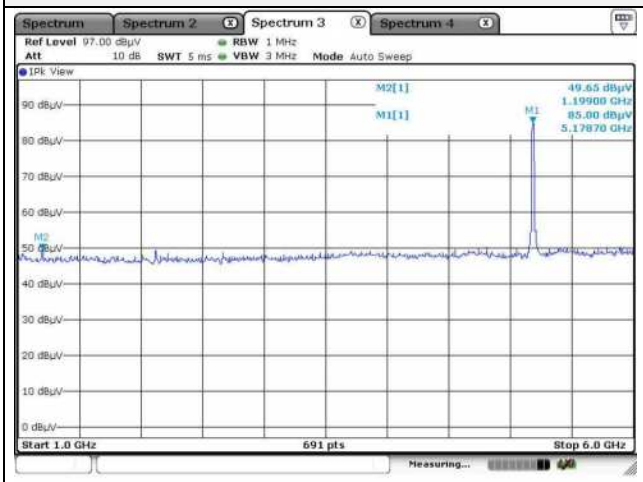	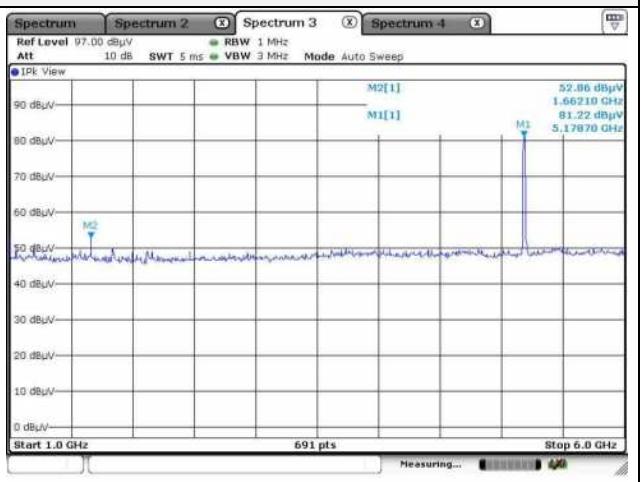
Horizontal // Peak for 6 ㎓ to 18 ㎓	**Vertical // Peak for 6 ㎓ to 18 ㎓**
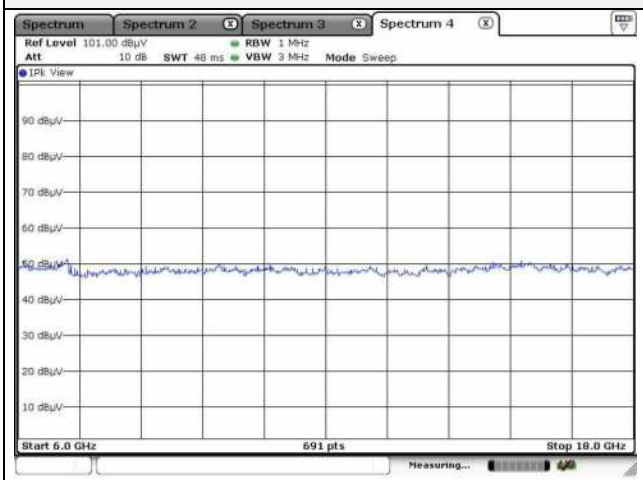	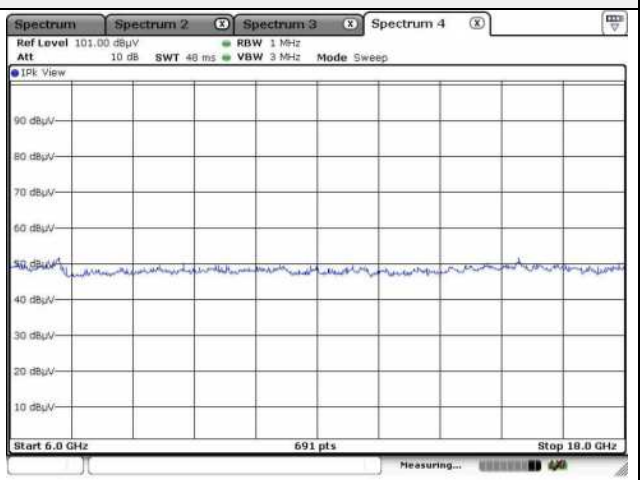

Note.
1. No spurious emission were detected above 6 ㎓.
2. Average test would be performed if the peak result were greater than the average limit.

This report shall not be reproduced except in full, without the written approval of KES Co., Ltd.
The results shown in this test report refer only to the sample(s) tested unless otherwise stated.
The authenticity of the test report, contact shchoi@kes.co.kr

Mode: UNII-1

Distance of measurement: 3 meter

Channel: 44

- **Spurious**

Frequency (㎒)	Level (dBμV)	Detect mode	Ant. Pol. (H/V)	CF (dB)	DCF (dB)	Field strength (dBμV/m)	Limit (dBμV/m)	Margin (dB)
2 125.20	48.80	Peak	H	-1.00	-	47.80	68.20	20.40
1 191.80	48.89	Peak	V	-8.13	-	40.76	74.00	33.24
2 125.20	48.59	Peak	V	-1.00	-	47.59	68.20	20.61

Horizontal // Peak for 1 ㎓ to 6 ㎓

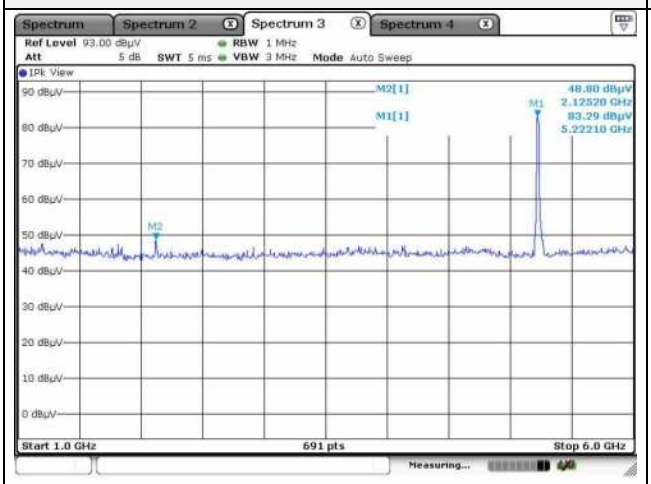

Vertical // Peak for 1 ㎓ to 6 ㎓

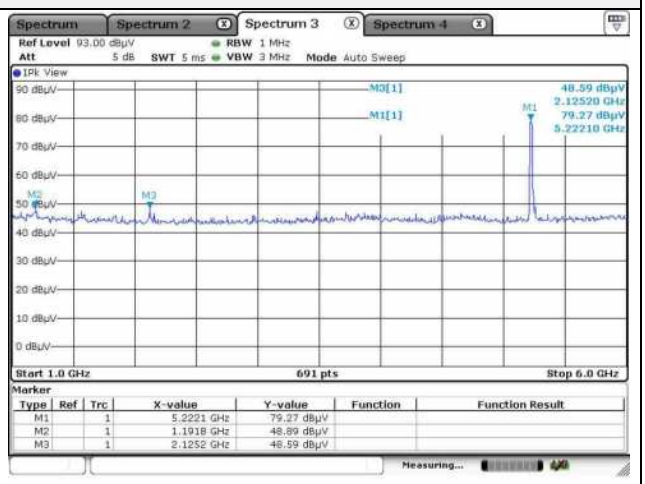

Horizontal // Peak for 6 ㎓ to 18 ㎓

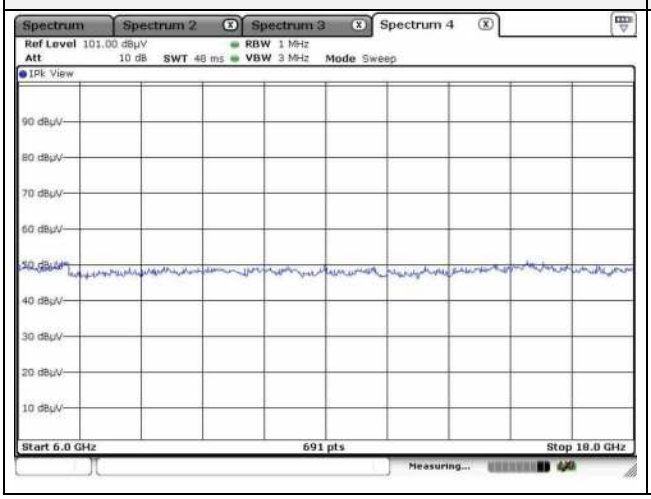

Vertical // Peak for 6 ㎓ to 18 ㎓

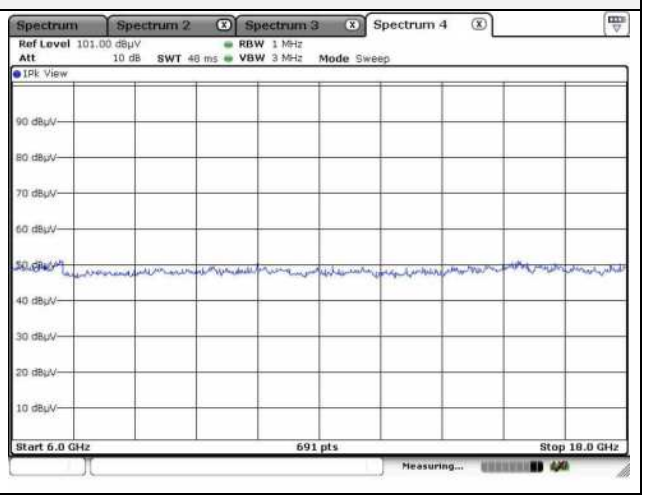

Note.
1. No spurious emission were detected above 6 ㎓.
2. Average test would be performed if the peak result were greater than the average limit.

This report shall not be reproduced except in full, without the written approval of KES Co., Ltd.
The results shown in this test report refer only to the sample(s) tested unless otherwise stated.
The authenticity of the test report, contact shchoi@kes.co.kr

Mode: UNII-1

Distance of measurement: 3 meter

Channel: 48

- **Spurious**

Frequency (MHz)	Level (dBμV)	Detect mode	Ant. Pol. (H/V)	CF (dB)	DCF (dB)	Field strength (dBμV/m)	Limit (dBμV/m)	Margin (dB)
2 117.90	47.09	Peak	H	-1.01	-	46.08	68.20	22.12
1 843.00	49.09	Peak	H	-2.98	-	46.11	68.20	22.09

Horizontal // Peak for 1 GHz to 6 GHz

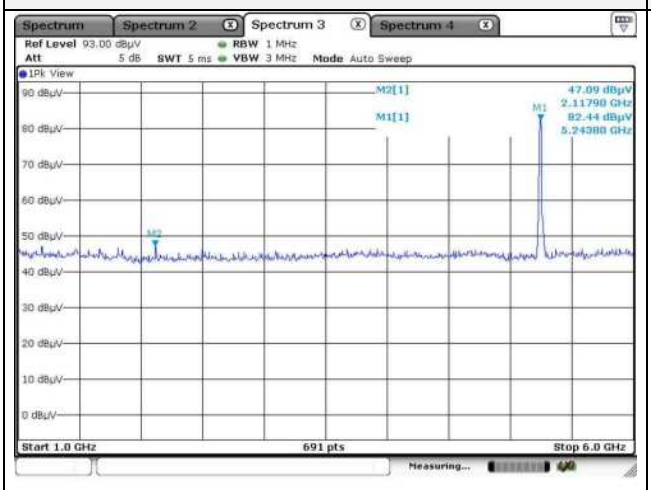

Vertical // Peak for 1 GHz to 6 GHz

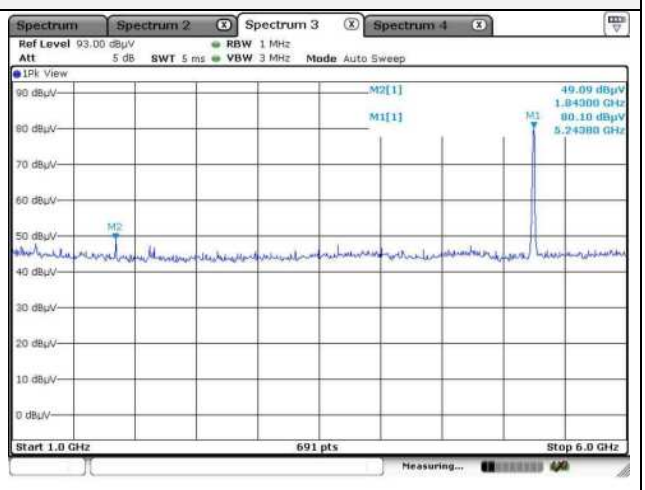

Horizontal // Peak for 6 GHz to 18 GHz

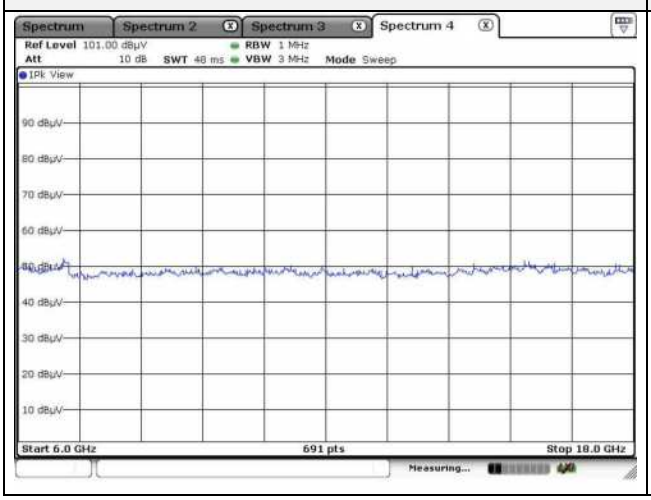

Vertical // Peak for 6 GHz to 18 GHz

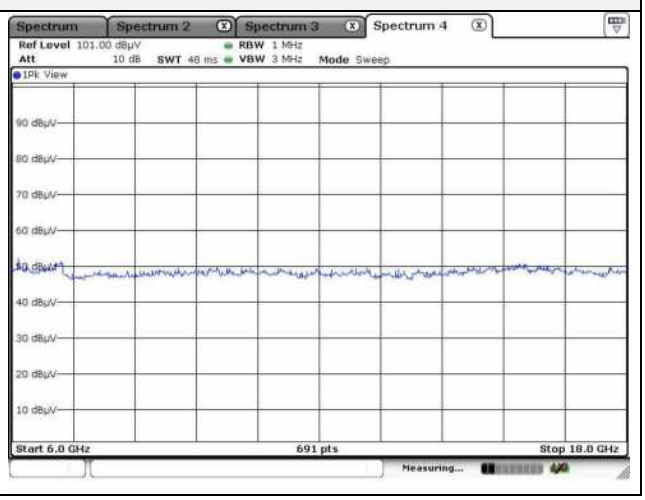

Note.
1. No spurious emission were detected above 6 GHz.
2. Average test would be performed if the peak result were greater than the average limit.

This report shall not be reproduced except in full, without the written approval of KES Co., Ltd.
The results shown in this test report refer only to the sample(s) tested unless otherwise stated.
The authenticity of the test report, contact shchoi@kes.co.kr

Mode: UNII-2A

Distance of measurement: 3 meter

Channel: 52

- **Spurious**

Frequency (MHz)	Level (dBμV)	Detect mode	Ant. Pol. (H/V)	CF (dB)	DCF (dB)	Field strength (dBμV/m)	Limit (dBμV/m)	Margin (dB)
1 191.80	47.97	Peak	H	-8.13	-	39.84	74.00	34.16
1 669.30	47.79	Peak	V	-4.78	-	43.01	74.00	30.99

Horizontal // Peak for 1 GHz to 6 GHz

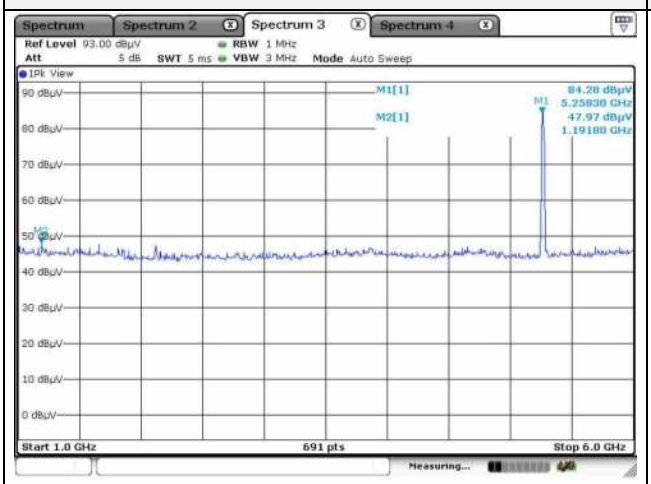

Vertical // Peak for 1 GHz to 6 GHz

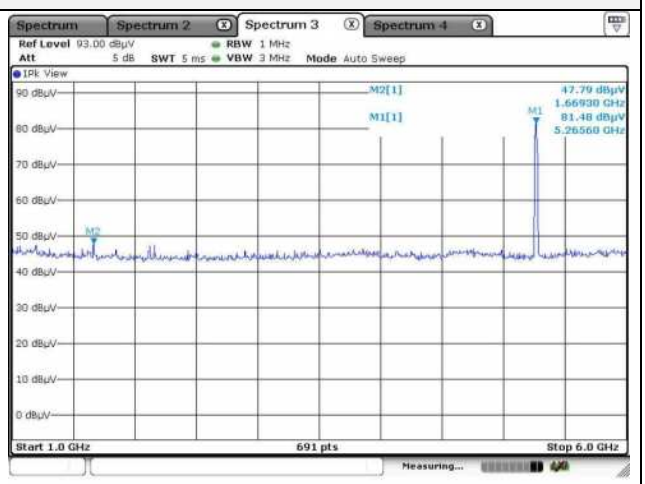

Horizontal // Peak for 6 GHz to 18 GHz

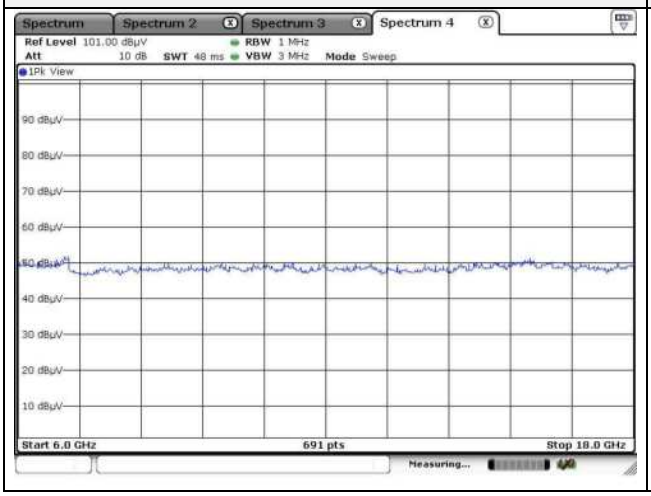

Vertical // Peak for 6 GHz to 18 GHz

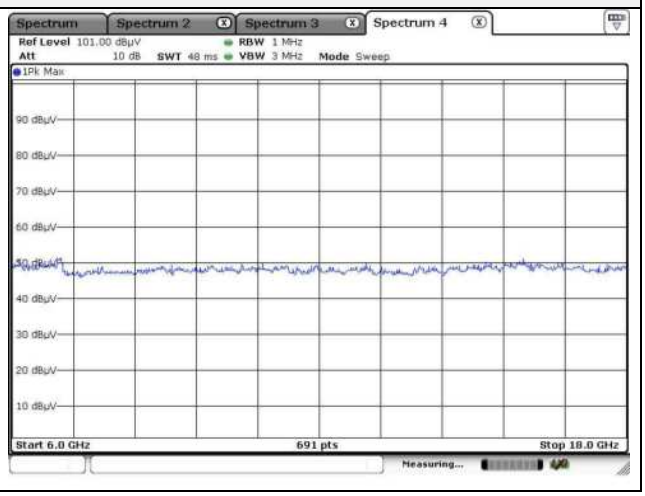

Note.
1. No spurious emission were detected above 6 GHz.
2. Average test would be performed if the peak result were greater than the average limit.

This report shall not be reproduced except in full, without the written approval of KES Co., Ltd.
The results shown in this test report refer only to the sample(s) tested unless otherwise stated.
The authenticity of the test report, contact shchoi@kes.co.kr

Mode: UNII-2A

Distance of measurement: 3 meter

Channel: 56

- **Spurious**

Frequency (㎒)	Level (dBμV)	Detect mode	Ant. Pol. (H/V)	CF (dB)	DCF (dB)	Field strength (dBμV/m)	Limit (dBμV/m)	Margin (dB)
1 199.00	47.80	Peak	H	-8.09	-	39.71	74.00	34.29
1 662.10	47.88	Peak	H	-4.85	-	43.03	74.00	30.97
1 047.00	48.78	Peak	V	-8.86	-	39.92	74.00	34.08
2 125.20	48.75	Peak	V	-1.00	-	47.75	68.20	20.45

Horizontal // Peak for 1 ㎓ to 6 ㎓

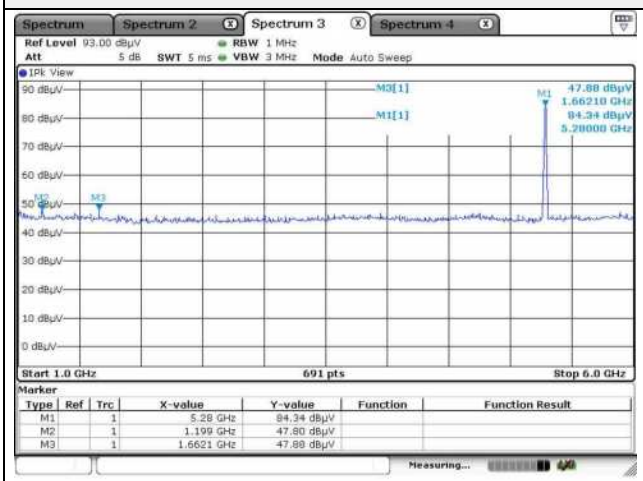

Vertical // Peak for 1 ㎓ to 6 ㎓

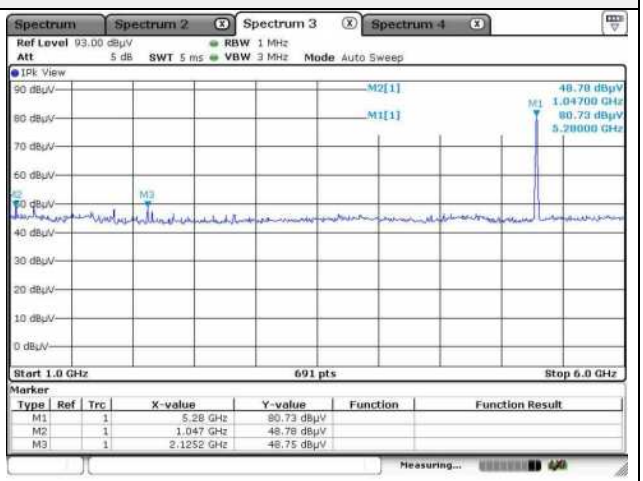

Horizontal // Peak for 6 ㎓ to 18 ㎓

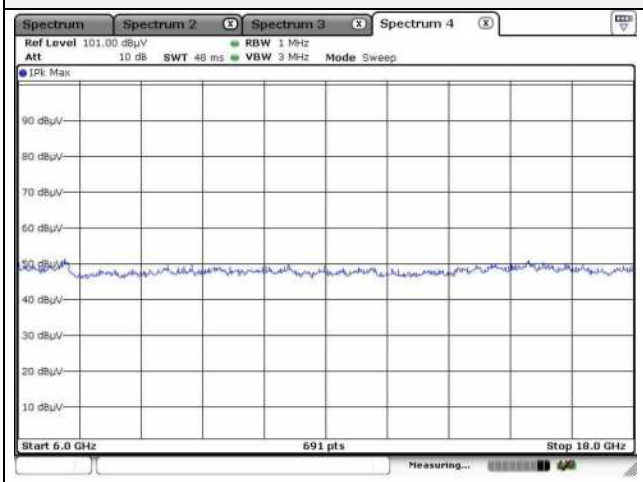

Vertical // Peak for 6 ㎓ to 18 ㎓

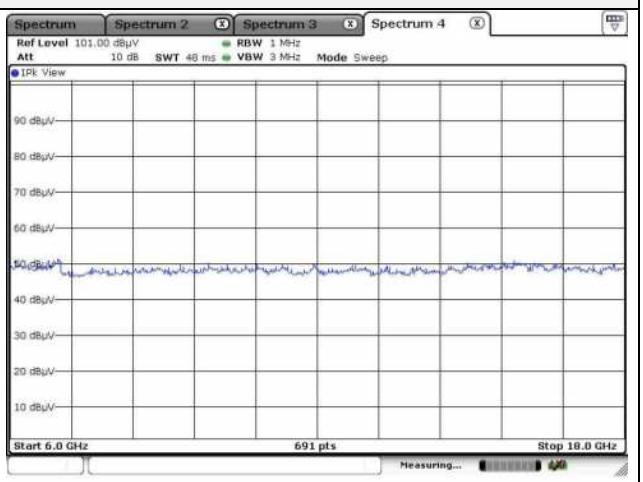

Note.
1. No spurious emission were detected above 6 ㎓.
2. Average test would be performed if the peak result were greater than the average limit.

This report shall not be reproduced except in full, without the written approval of KES Co., Ltd.
The results shown in this test report refer only to the sample(s) tested unless otherwise stated.
The authenticity of the test report, contact shchoi@kes.co.kr

Mode: UNII-2A

Distance of measurement: 3 meter

Channel: 64

- **Spurious**

Frequency (MHz)	Level (dBμV)	Detect mode	Ant. Pol. (H/V)	CF (dB)	DCF (dB)	Field strength (dBμV/m)	Limit (dBμV/m)	Margin (dB)
2 125.20	47.01	Peak	H	-1.00	-	46.01	68.20	22.19
1 191.80	49.20	Peak	V	-8.13	-	41.07	74.00	32.93
1 850.20	48.40	Peak	V	-2.90	-	45.50	68.20	22.70

- **Band edge**

Frequency (MHz)	Level (dBμV)	Detect mode	Ant. Pol. (H/V)	CF (dB)	DCF (dB)	Field strength (dBμV/m)	Limit (dBμV/m)	Margin (dB)
5 430.52	43.14	Peak	H	8.56	-	51.70	74.00	22.30
5 411.53	44.17	Peak	V	8.58	-	52.75	74.00	21.25

Restricted band // Horizontal // Peak

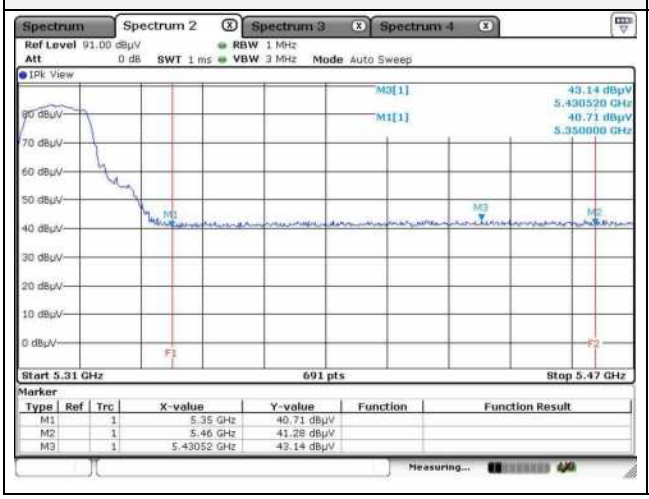

Restricted band // Vertical // Peak

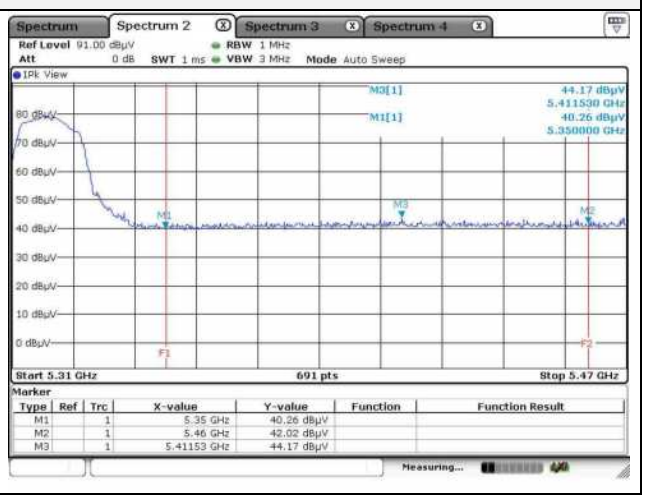

This report shall not be reproduced except in full, without the written approval of KES Co., Ltd.
The results shown in this test report refer only to the sample(s) tested unless otherwise stated.
The authenticity of the test report, contact shchoi@kes.co.kr

Horizontal // Peak for 1 ㎓ to 6 ㎓

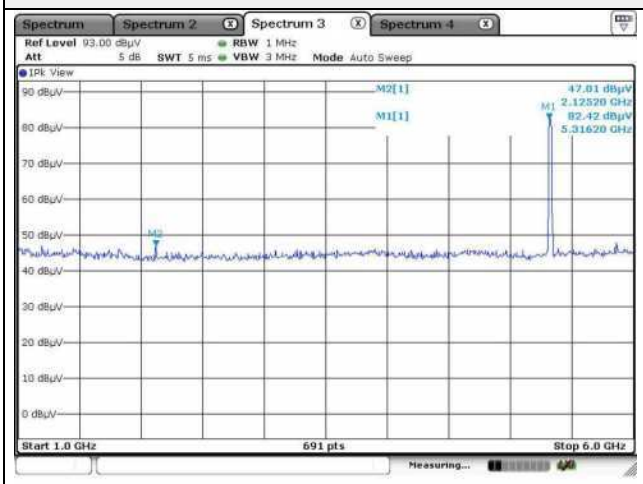

Vertical // Peak for 1 ㎓ to 6 ㎓

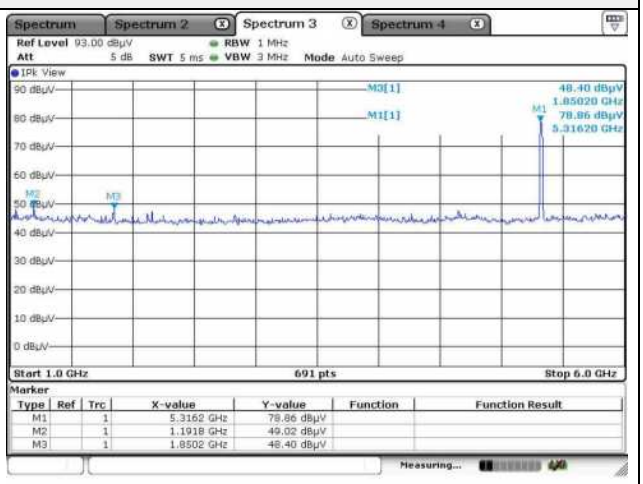

Horizontal // Peak for 6 ㎓ to 18 ㎓

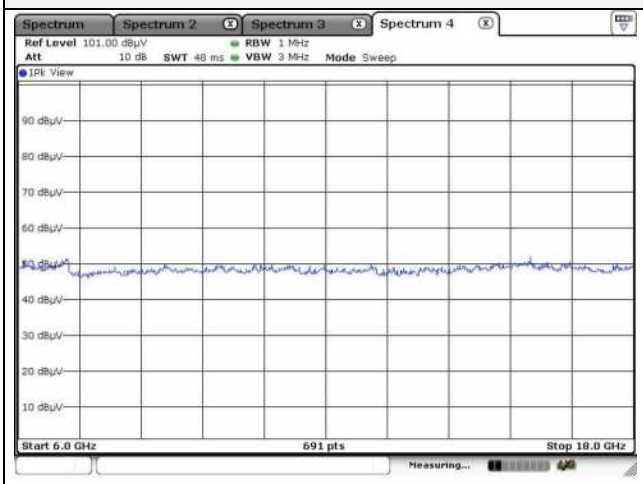

Vertical // Peak for 6 ㎓ to 18 ㎓

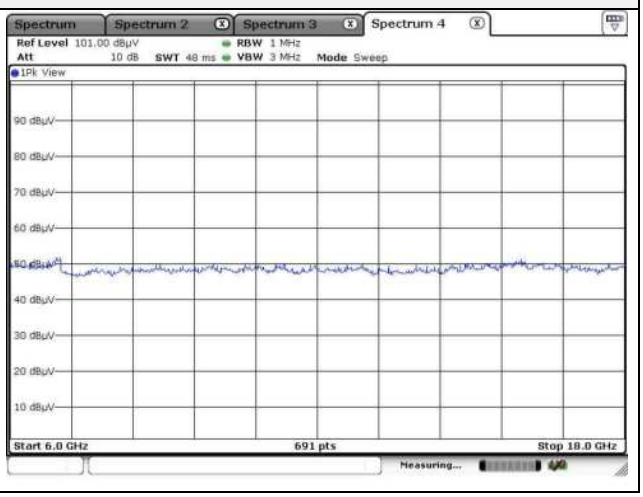

Note.
1. No spurious emission were detected above 6 ㎓.
2. Average test would be performed if the peak result were greater than the average limit.

This report shall not be reproduced except in full, without the written approval of KES Co., Ltd.
The results shown in this test report refer only to the sample(s) tested unless otherwise stated.
The authenticity of the test report, contact shchoi@kes.co.kr

Mode: UNII-2C

Distance of measurement: 3 meter

Channel: 100

- **Spurious**

Frequency (MHz)	Level (dBμV)	Detect mode	Ant. Pol. (H/V)	CF (dB)	DCF (dB)	Field strength (dBμV/m)	Limit (dBμV/m)	Margin (dB)
1 199.00	52.46	Peak	H	-8.09	-	44.37	74.00	29.63
2 125.20	57.19	Peak	H	-1.00	-	47.64	68.20	20.56
1 835.70	49.01	Peak	V	-3.06	-	45.95	68.20	22.25
2 154.10	48.94	Peak	V	-0.94	-	48.00	68.20	20.20

- **Band edge**

Frequency (MHz)	Level (dBμV)	Detect mode	Ant. Pol. (H/V)	CF (dB)	DCF (dB)	Field strength (dBμV/m)	Limit (dBμV/m)	Margin (dB)
5 458.70	42.54	Peak	H	8.54	-	51.08	74.00	22.92
5 386.37	44.13	Peak	V	8.59	-	52.72	74.00	21.28

Restricted band // Horizontal // Peak

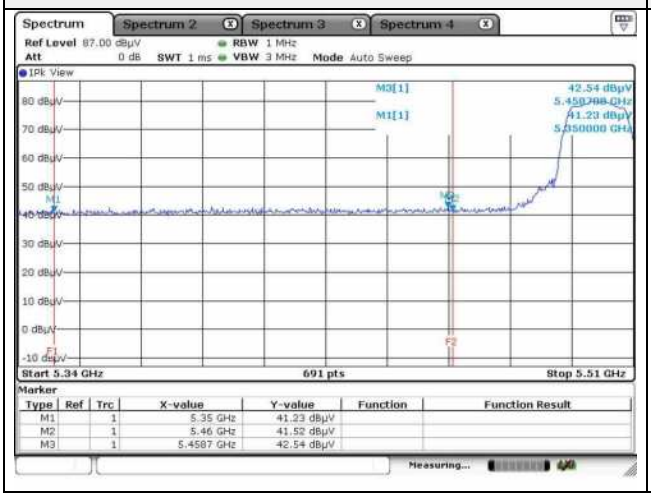

Restricted band // Vertical // Peak

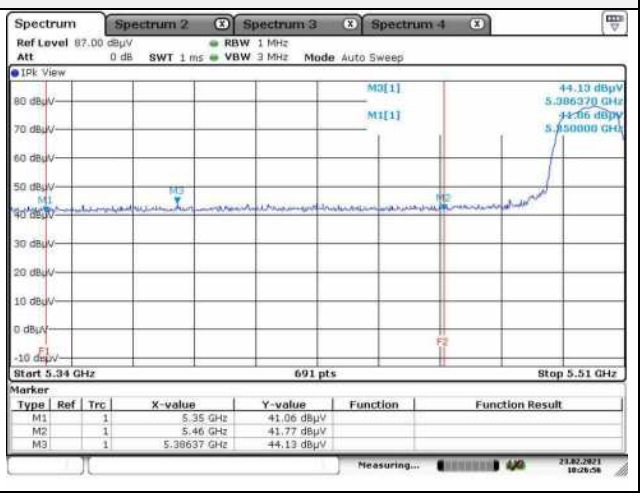

This report shall not be reproduced except in full, without the written approval of KES Co., Ltd.
The results shown in this test report refer only to the sample(s) tested unless otherwise stated.
The authenticity of the test report, contact shchoi@kes.co.kr

Horizontal // Peak for 1 ㎓ to 6 ㎓

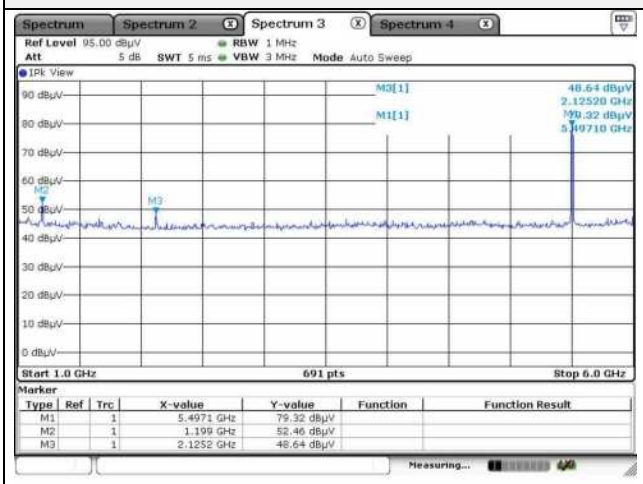

Vertical // Peak for 1 ㎓ to 6 ㎓

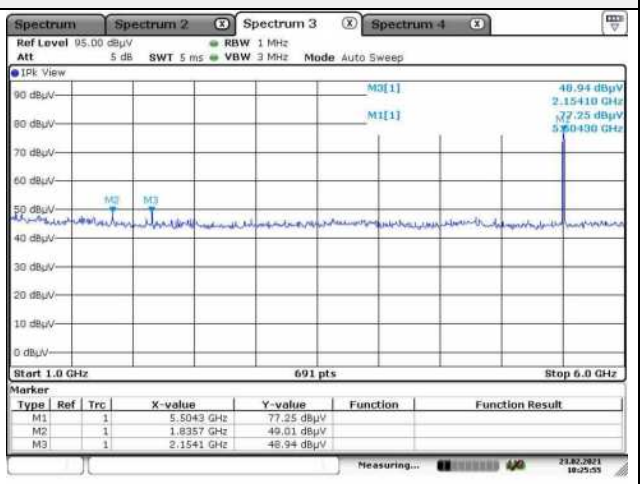

Horizontal // Peak for 6 ㎓ to 18 ㎓

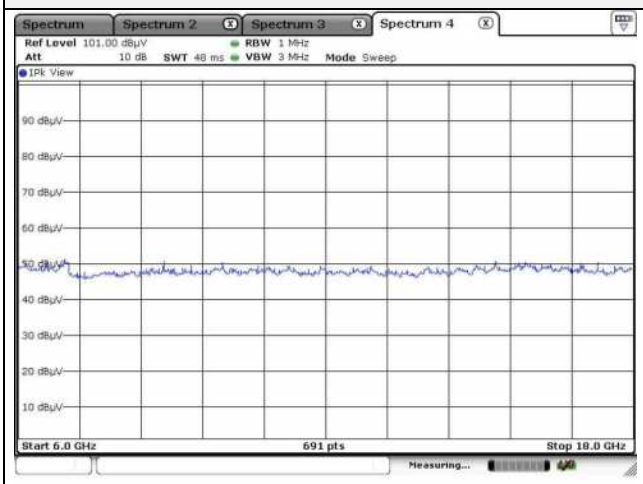

Vertical // Peak for 6 ㎓ to 18 ㎓

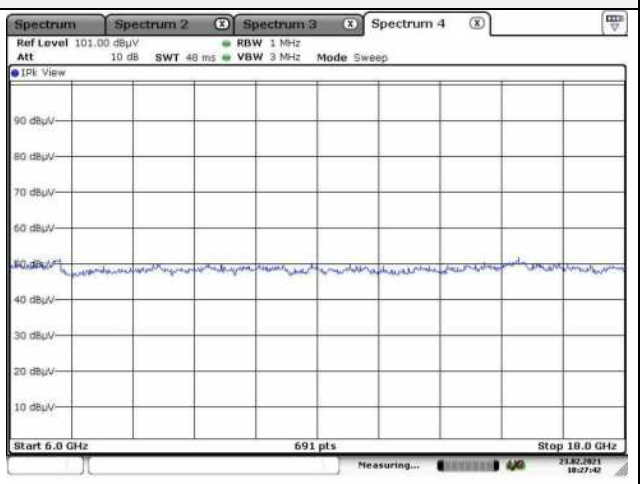

Note.
1. No spurious emission were detected above 6 ㎓.
2. Average test would be performed if the peak result were greater than the average limit.

This report shall not be reproduced except in full, without the written approval of KES Co., Ltd.
The results shown in this test report refer only to the sample(s) tested unless otherwise stated.
The authenticity of the test report, contact shchoi@kes.co.kr

Mode: UNII-2C

Distance of measurement: 3 meter

Channel: 120

- **Spurious**

Frequency (MHz)	Level (dBμV)	Detect mode	Ant. Pol. (H/V)	CF (dB)	DCF (dB)	Field strength (dBμV/m)	Limit (dBμV/m)	Margin (dB)
1 191.80	52.02	Peak	H	-8.13	-	43.89	74.00	30.11
1 720.00	51.39	Peak	H	-4.27	-	47.12	74.00	26.88
1 184.50	50.04	Peak	V	-8.16	-	41.88	74.00	32.12

Horizontal // Peak for 1 GHz to 6 GHz

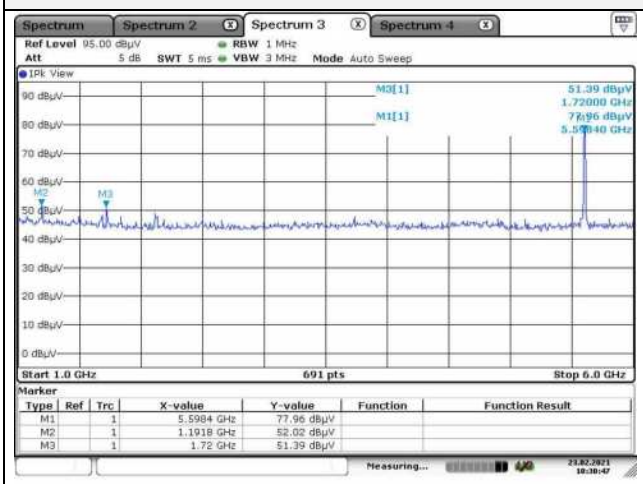

Vertical // Peak for 1 GHz to 6 GHz

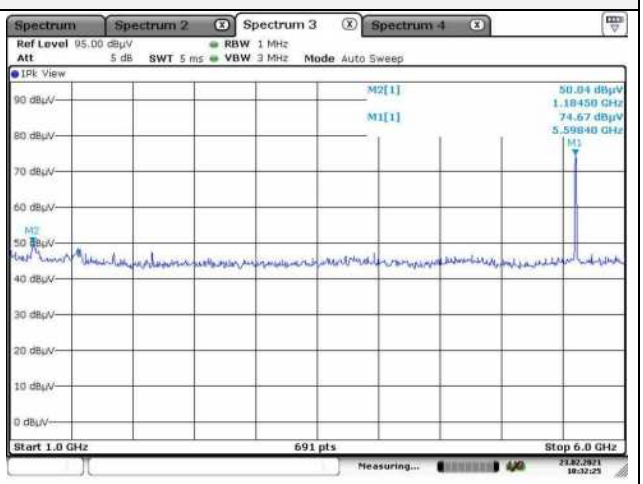

Horizontal // Peak for 6 GHz to 18 GHz

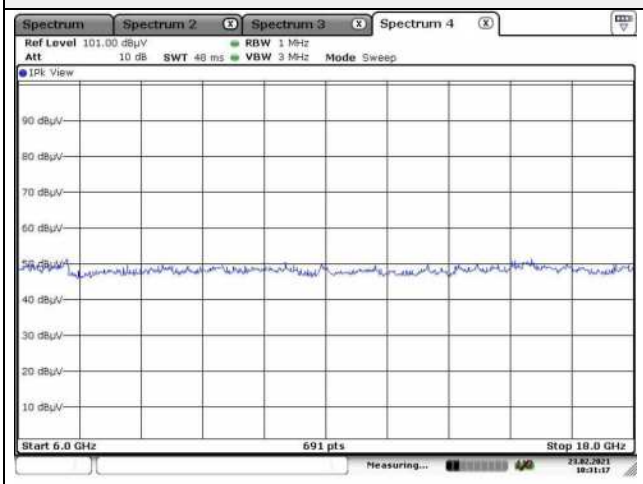

Vertical // Peak for 6 GHz to 18 GHz

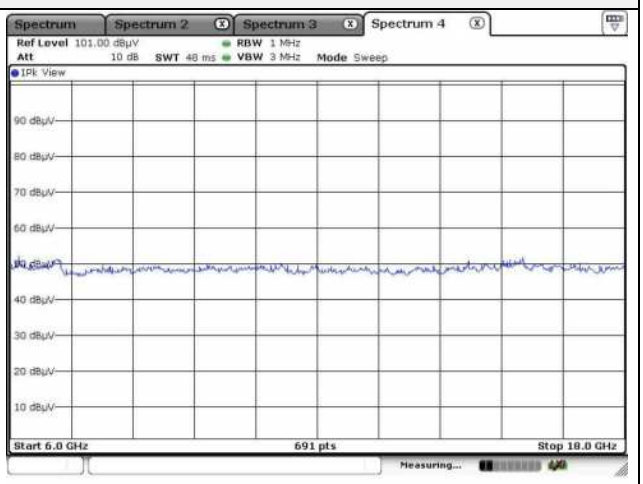

Note.

1. No spurious emission were detected above 6 GHz.
2. Average test would be performed if the peak result were greater than the average limit.

This report shall not be reproduced except in full, without the written approval of KES Co., Ltd.
The results shown in this test report refer only to the sample(s) tested unless otherwise stated.
The authenticity of the test report, contact shchoi@kes.co.kr

Mode: UNII-2C

Distance of measurement: 3 meter

Channel: 140

- **Spurious**

Frequency (MHz)	Level (dBμV)	Detect mode	Ant. Pol. (H/V)	CF (dB)	DCF (dB)	Field strength (dBμV/m)	Limit (dBμV/m)	Margin (dB)
1 199.00	56.14	Peak	H	-8.09	-	48.05	74.00	25.95
2 154.10	48.19	Peak	V	-0.94	-	47.25	68.20	20.95

- **Band edge**

Frequency (MHz)	Level (dBμV)	Detect mode	Ant. Pol. (H/V)	CF (dB)	DCF (dB)	Field strength (dBμV/m)	Limit (dBμV/m)	Margin (dB)
5 725.97	46.63	Peak	H	9.70	-	56.33	68.20	11.87
5 726.64	47.26	Peak	V	9.70	-	56.96	68.20	11.24
5 728.21	33.86	Average	H	9.71	0.09	43.66	68.20	14.54
5 725.74	33.85	Average	V	9.70	0.09	43.64	68.20	14.56

Restricted band // Horizontal // Peak

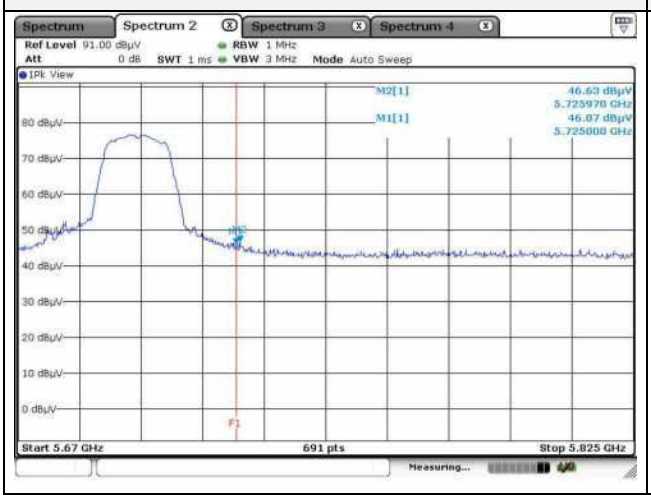

Restricted band // Vertical // Peak

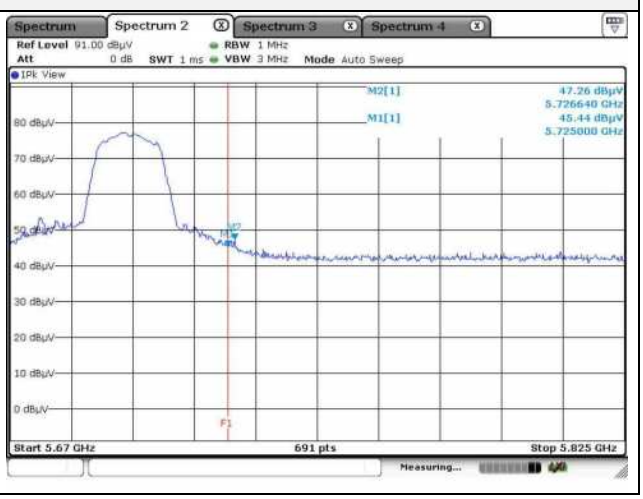

This report shall not be reproduced except in full, without the written approval of KES Co., Ltd.
The results shown in this test report refer only to the sample(s) tested unless otherwise stated.
The authenticity of the test report, contact shchoi@kes.co.kr

Restricted band // Horizontal // Average

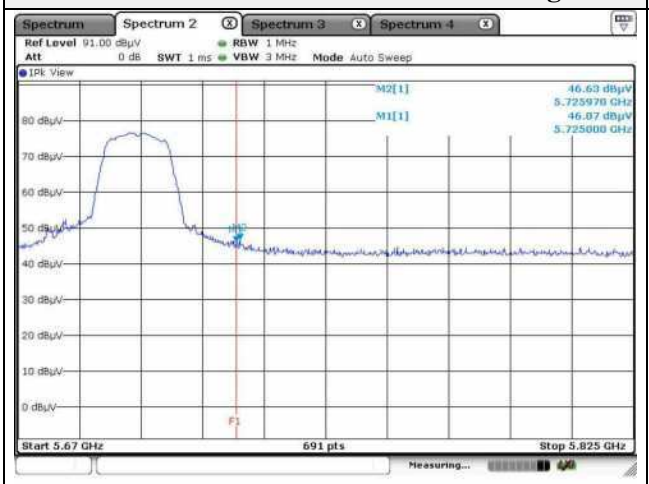

Restricted band // Vertical // Average

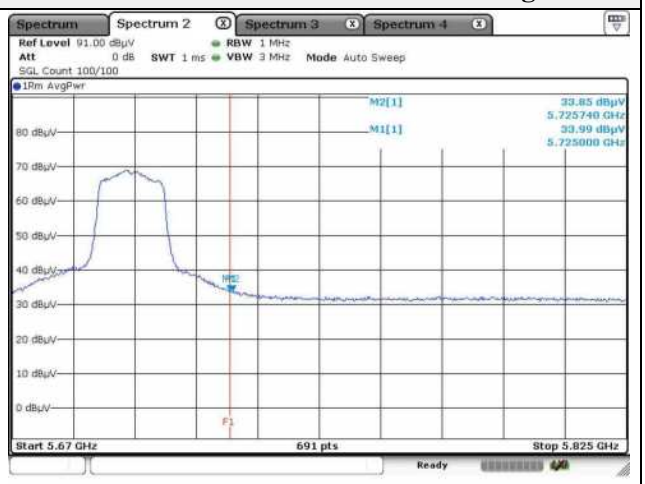

Horizontal // Peak for 1 ㎓ to 6 ㎓

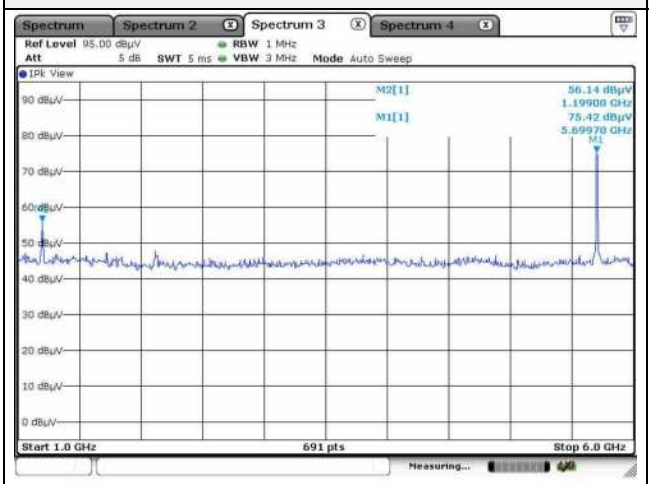

Vertical // Peak for 1 ㎓ to 6 ㎓

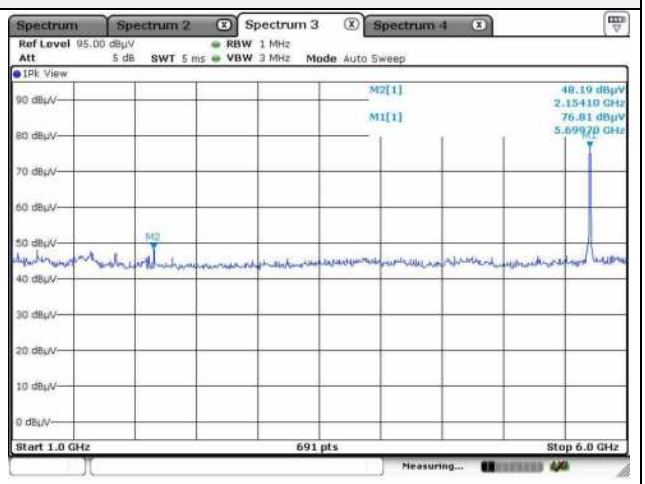

Horizontal // Peak for 6 ㎓ to 18 ㎓

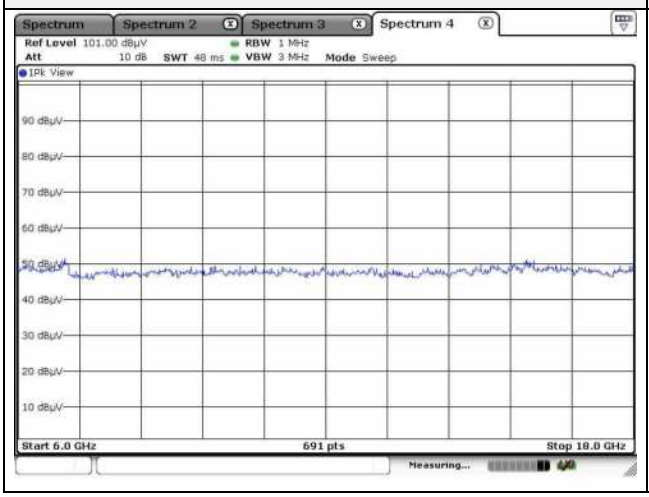

Vertical // Peak for 6 ㎓ to 18 ㎓

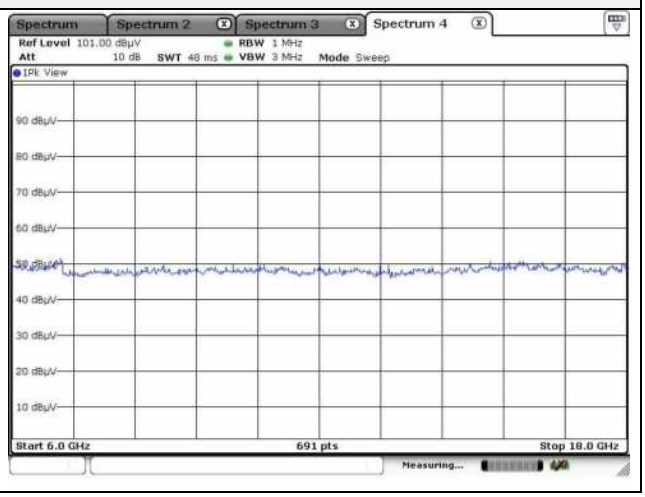

Note.
1. No spurious emission were detected above 6 ㎓.
2. Average test would be performed if the peak result were greater than the average limit.

This report shall not be reproduced except in full, without the written approval of KES Co., Ltd.
The results shown in this test report refer only to the sample(s) tested unless otherwise stated.
The authenticity of the test report, contact shchoi@kes.co.kr

Mode: UNII-3

Distance of measurement: 3 meter

Channel: 149

- **Spurious**

Frequency (MHz)	Level (dBμV)	Detect mode	Ant. Pol. (H/V)	CF (dB)	DCF (dB)	Field strength (dBμV/m)	Limit (dBμV/m)	Margin (dB)
1 662.10	48.16	Peak	V	-4.85	-	43.31	74.00	30.69

- **Band edge**

Frequency (MHz)	Level (dBμV)	Detect mode	Ant. Pol. (H/V)	CF (dB)	DCF (dB)	Field strength (dBμV/m)	Limit (dBμV/m)	Margin (dB)
5 681.36	43.53	Peak	H	10.33	-	53.86	91.44	37.58
5 725.00	43.24	Peak	H	10.26	-	53.50	122.23	68.73
5 720.21	44.39	Peak	V	10.25	-	54.64	111.31	56.67
5 725.00	43.44	Peak	V	10.26	-	53.70	122.23	68.53

Restricted band // Horizontal // Peak

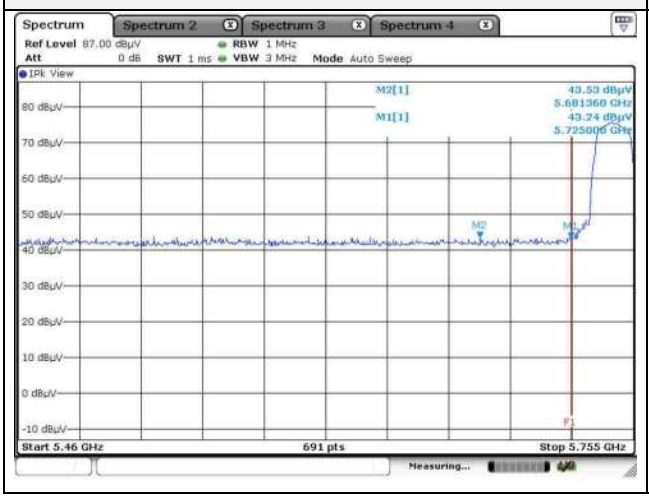

Restricted band // Vertical // Peak

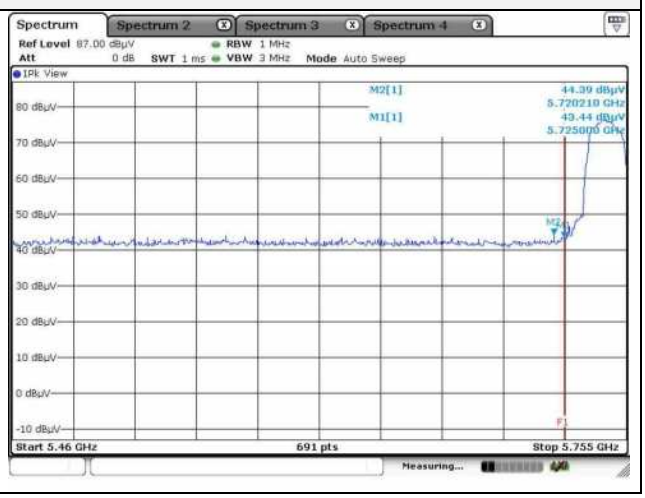

This report shall not be reproduced except in full, without the written approval of KES Co., Ltd.
The results shown in this test report refer only to the sample(s) tested unless otherwise stated.
The authenticity of the test report, contact shchoi@kes.co.kr

Horizontal // Peak for 1 ㎓ to 6 ㎓	Vertical // Peak for 1 ㎓ to 6 ㎓
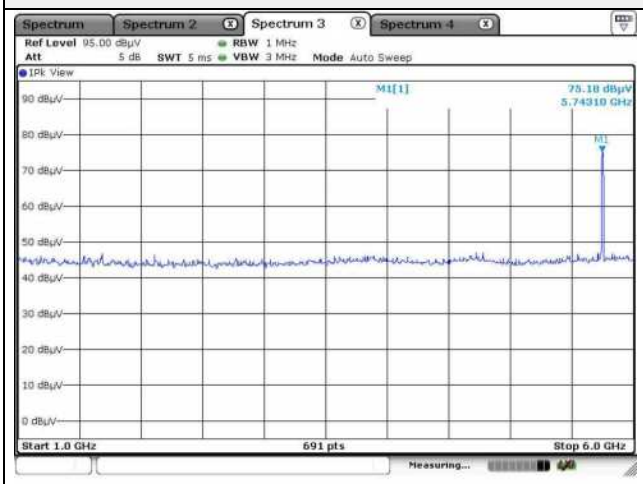	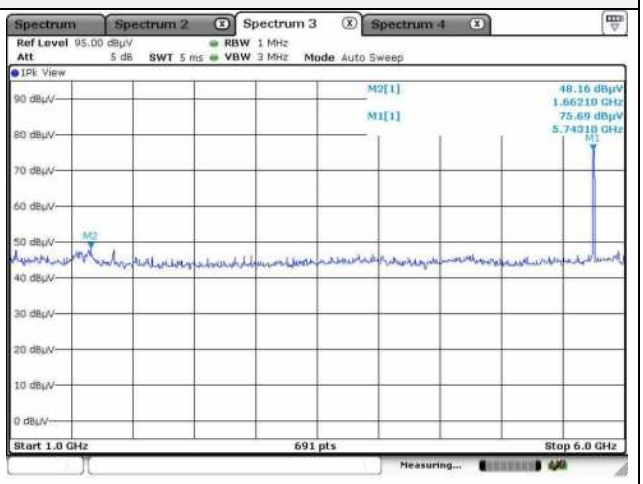
Horizontal // Peak for 6 ㎓ to 18 ㎓	**Vertical // Peak for 6 ㎓ to 18 ㎓**
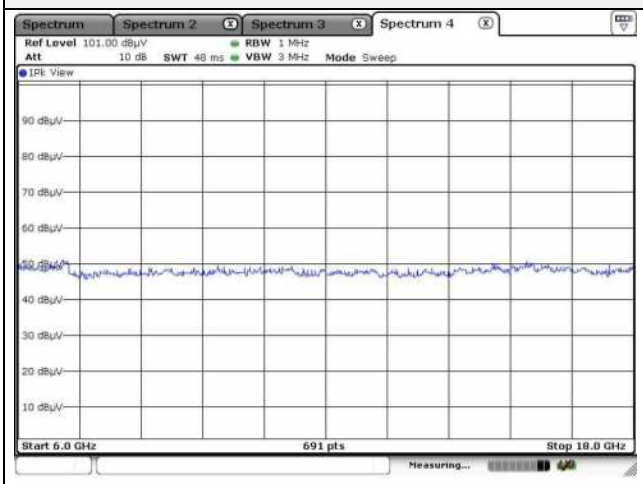	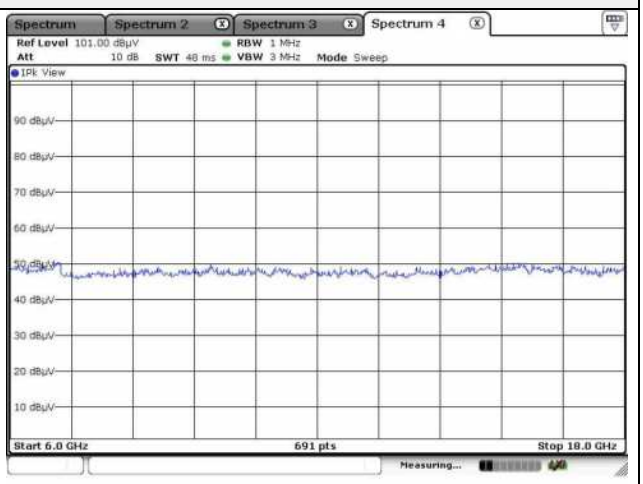

Note.
1. No spurious emission were detected above 6 ㎓.
2. Average test would be performed if the peak result were greater than the average limit.

This report shall not be reproduced except in full, without the written approval of KES Co., Ltd.
The results shown in this test report refer only to the sample(s) tested unless otherwise stated.
The authenticity of the test report, contact shchoi@kes.co.kr

Mode: UNII-3

Distance of measurement: 3 meter

Channel: 157

- **Spurious**

Frequency (㎒)	Level (dBμV)	Detect mode	Ant. Pol. (H/V)	CF (dB)	DCF (dB)	Field strength (dBμV/m)	Limit (dBμV/m)	Margin (dB)
2 125.20	49.02	Peak	H	-1.00	-	48.02	68.20	20.18
2 154.10	47.56	Peak	V	-0.94	-	46.62	68.20	21.58
3 854.60	46.94	Peak	V	-2.87	-	49.81	74.00	24.19

Horizontal // Peak for 1 ㎓ to 6 ㎓

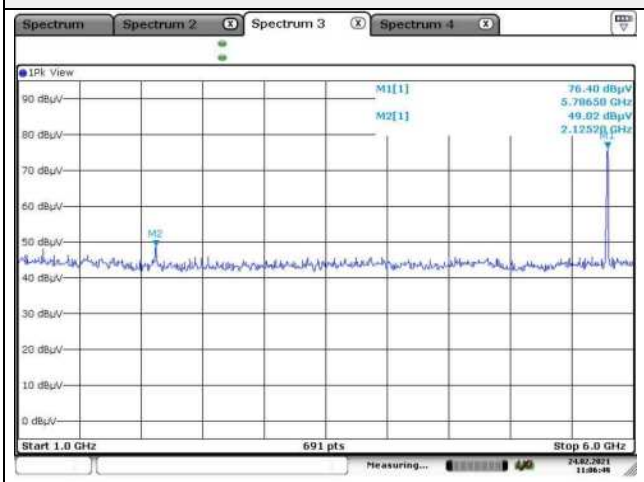

Vertical // Peak for 1 ㎓ to 6 ㎓

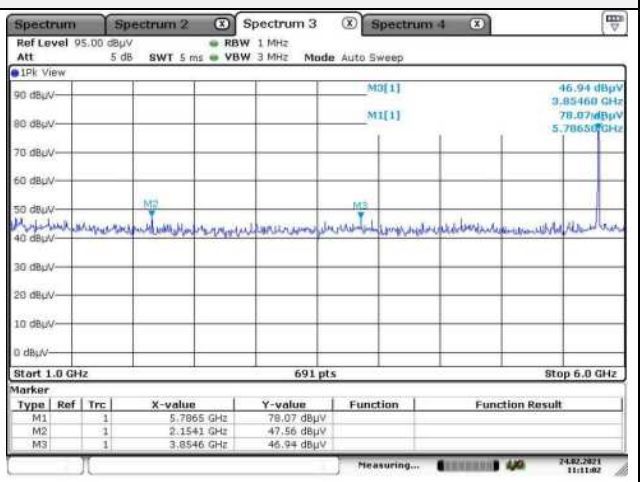

Horizontal // Peak for 6 ㎓ to 18 ㎓

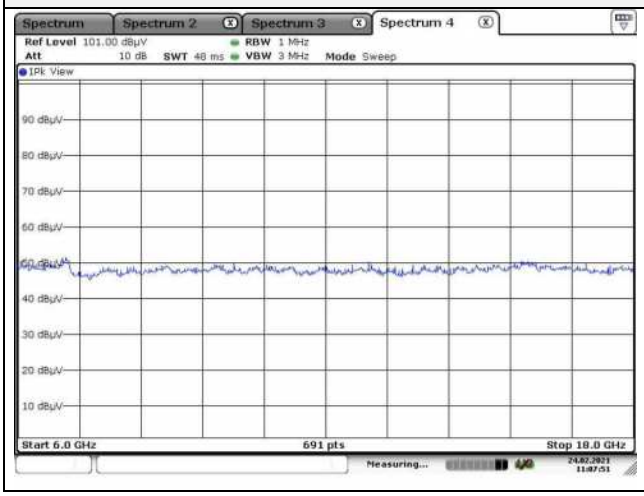

Vertical // Peak for 6 ㎓ to 18 ㎓

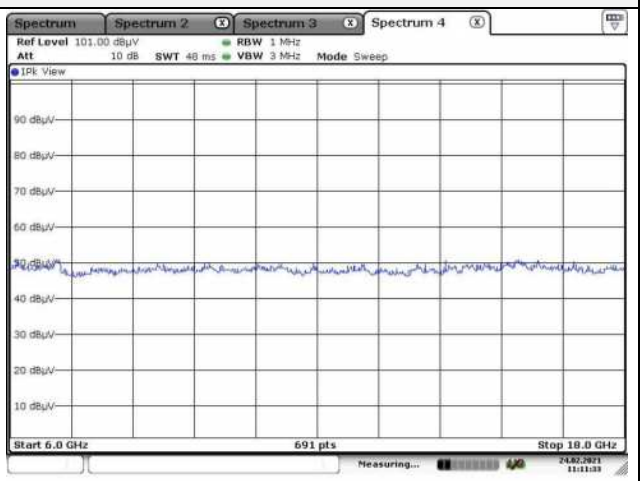

Note.
1. No spurious emission were detected above 6 ㎓.
2. Average test would be performed if the peak result were greater than the average limit.

This report shall not be reproduced except in full, without the written approval of KES Co., Ltd.
The results shown in this test report refer only to the sample(s) tested unless otherwise stated.
The authenticity of the test report, contact shchoi@kes.co.kr

Mode: UNII-3

Distance of measurement: 3 meter

Channel: 165

- **Spurious**

Frequency (MHz)	Level (dBμV)	Detect mode	Ant. Pol. (H/V)	CF (dB)	DCF (dB)	Field strength (dBμV/m)	Limit (dBμV/m)	Margin (dB)
2 152.20	48.67	Peak	H	-0.95	-	47.72	68.20	20.48
1 162.80	49.90	Peak	V	-8.27	-	41.63	74.00	32.37
2 161.40	48.76	Peak	V	-0.93	-	47.83	68.20	20.37

- **Band edge**

Frequency (MHz)	Level (dBμV)	Detect mode	Ant. Pol. (H/V)	CF (dB)	DCF (dB)	Field strength (dBμV/m)	Limit (dBμV/m)	Margin (dB)
5 850.00	41.80	Peak	H	10.55	-	52.35	122.23	69.88
5 867.54	44.26	Peak	H	10.51	-	54.77	89.49	34.72
5 850.00	42.01	Peak	V	10.55	-	52.56	122.23	69.67
5 857.90	43.77	Peak	V	10.53	-	54.30	93.06	38.76

Restricted band // Horizontal // Peak

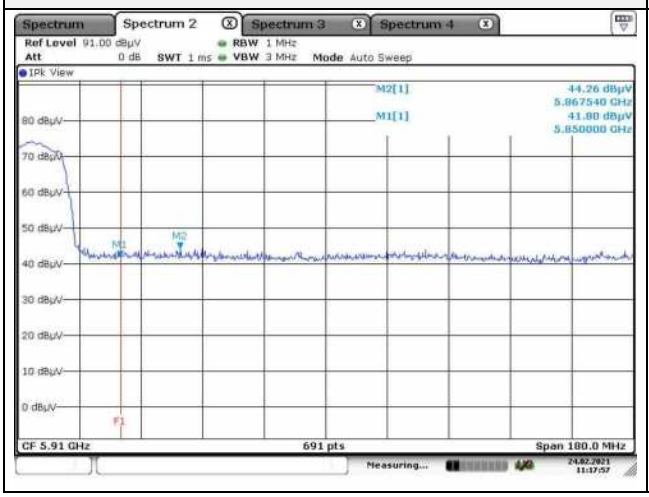

Restricted band // Vertical // Peak

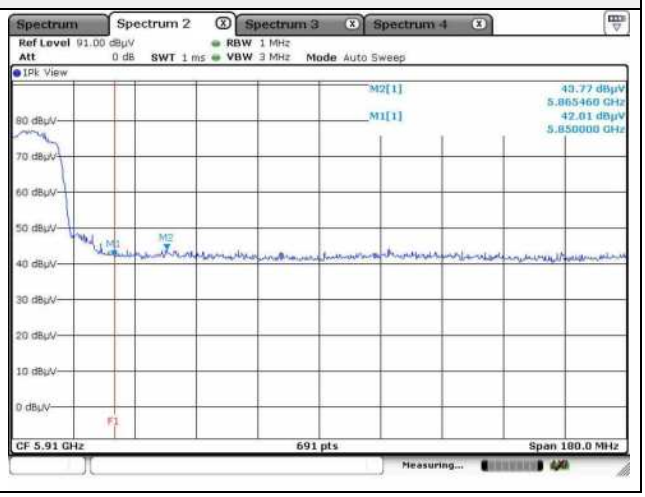

This report shall not be reproduced except in full, without the written approval of KES Co., Ltd.
The results shown in this test report refer only to the sample(s) tested unless otherwise stated.
The authenticity of the test report, contact shchoi@kes.co.kr

Horizontal // Peak for 1 ㎓ to 6 ㎓

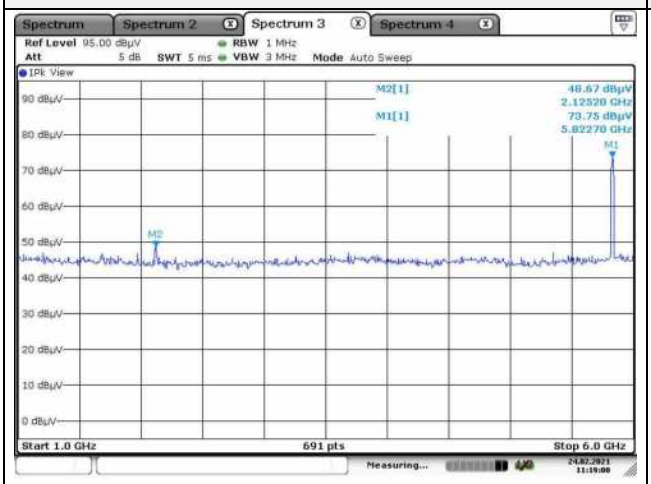

Vertical // Peak for 1 ㎓ to 6 ㎓

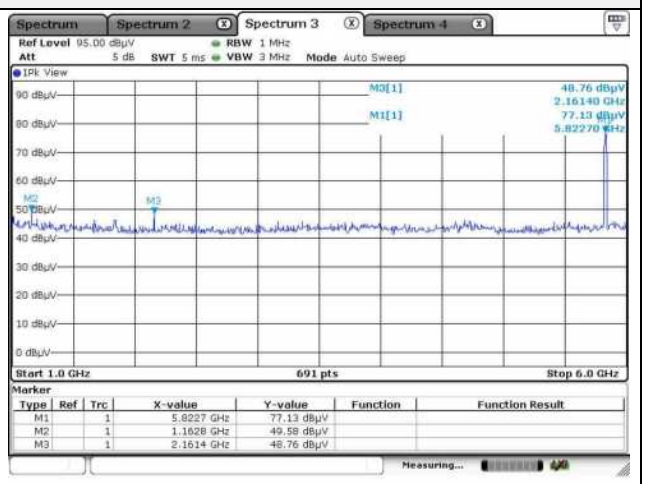

Horizontal // Peak for 6 ㎓ to 18 ㎓

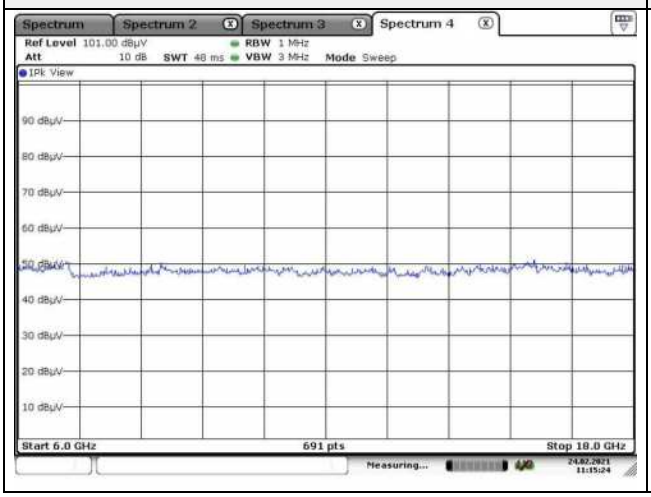

Vertical // Peak for 6 ㎓ to 18 ㎓

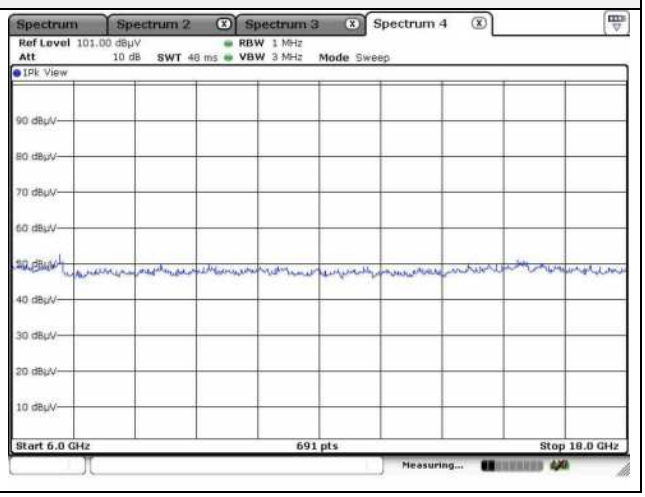

Note.
1. No spurious emission were detected above 6 ㎓.
2. Average test would be performed if the peak result were greater than the average limit.

This report shall not be reproduced except in full, without the written approval of KES Co., Ltd.
The results shown in this test report refer only to the sample(s) tested unless otherwise stated.
The authenticity of the test report, contact shchoi@kes.co.kr

Mode: UNII-1(HT20)

Distance of measurement: 3 meter

Channel: 36

- **Spurious**

Frequency (MHz)	Level (dBμV)	Detect mode	Ant. Pol. (H/V)	CF (dB)	DCF (dB)	Field strength (dBμV/m)	Limit (dBμV/m)	Margin (dB)
1 191.80	49.47	Peak	H	-8.13	-	41.34	74.00	32.66
2 125.20	47.66	Peak	H	-1.00	-	46.66	68.20	21.54
1 199.00	47.78	Peak	V	-8.09	-	39.69	74.00	34.31
2 154.10	47.86	Peak	V	-0.94	-	46.92	68.20	21.28

- **Band edge**

Frequency (MHz)	Level (dBμV)	Detect mode	Ant. Pol. (H/V)	CF (dB)	DCF (dB)	Field strength (dBμV/m)	Limit (dBμV/m)	Margin (dB)
4 665.70	43.71	Peak	H	6.08	-	49.79	74.00	24.21
4 653.00	45.51	Peak	V	5.97	-	51.48	74.00	22.52

Restricted band // Horizontal // Peak

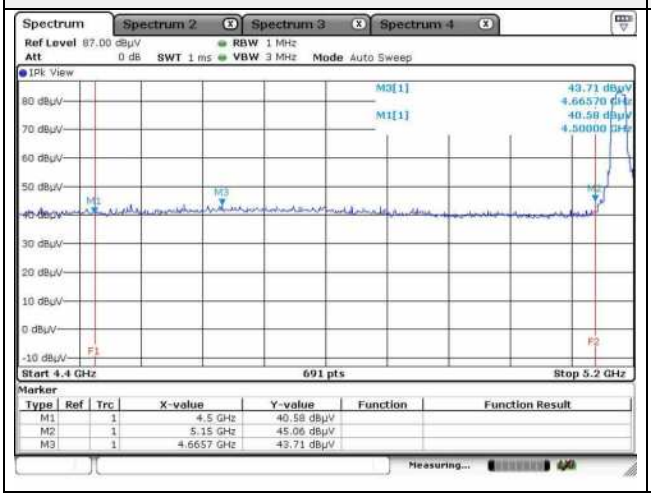

Restricted band // Vertical // Peak

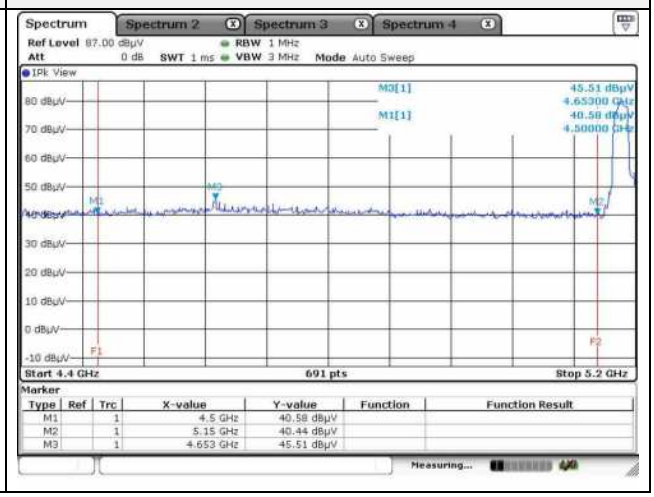

This report shall not be reproduced except in full, without the written approval of KES Co., Ltd.
The results shown in this test report refer only to the sample(s) tested unless otherwise stated.
The authenticity of the test report, contact shchoi@kes.co.kr

Horizontal // Peak for 1 ㎓ to 6 ㎓

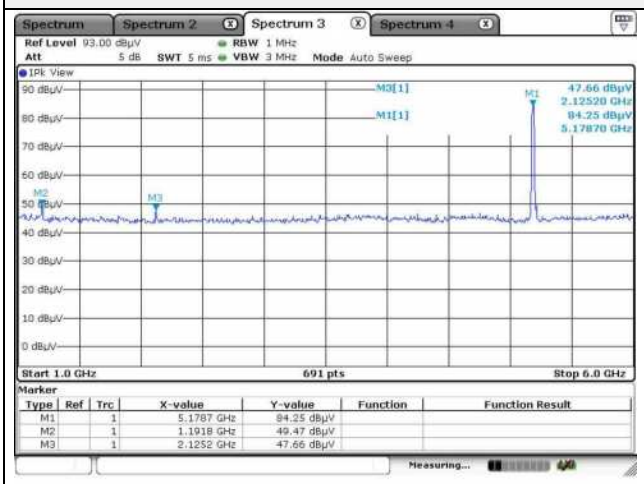

Vertical // Peak for 1 ㎓ to 6 ㎓

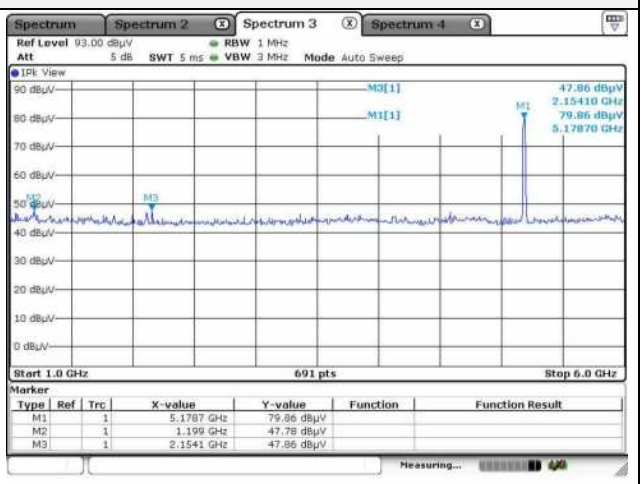

Horizontal // Peak for 6 ㎓ to 18 ㎓

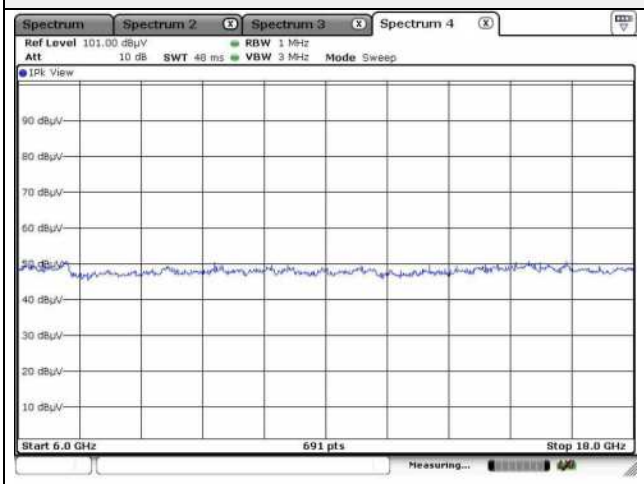

Vertical // Peak for 6 ㎓ to 18 ㎓

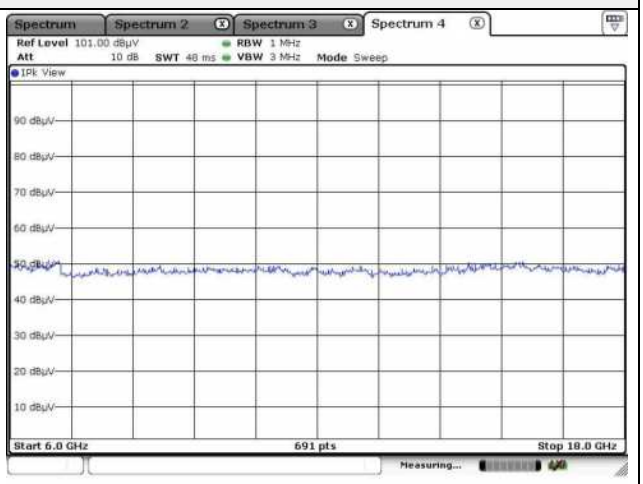

Note.

1. No spurious emission were detected above 6 ㎓.
2. Average test would be performed if the peak result were greater than the average limit.

This report shall not be reproduced except in full, without the written approval of KES Co., Ltd.
The results shown in this test report refer only to the sample(s) tested unless otherwise stated.
The authenticity of the test report, contact shchoi@kes.co.kr

Mode: UNII-1(HT20)

Distance of measurement: 3 meter

Channel: 44

- **Spurious**

Frequency (㎒)	Level (dBμV)	Detect mode	Ant. Pol. (H/V)	CF (dB)	DCF (dB)	Field strength (dBμV/m)	Limit (dBμV/m)	Margin (dB)
1 199.00	47.33	Peak	H	-8.09	-	39.24	74.00	34.76
2 154.10	48.64	Peak	V	-0.94	-	47.70	68.20	20.50

Horizontal // Peak for 1 ㎓ to 6 ㎓

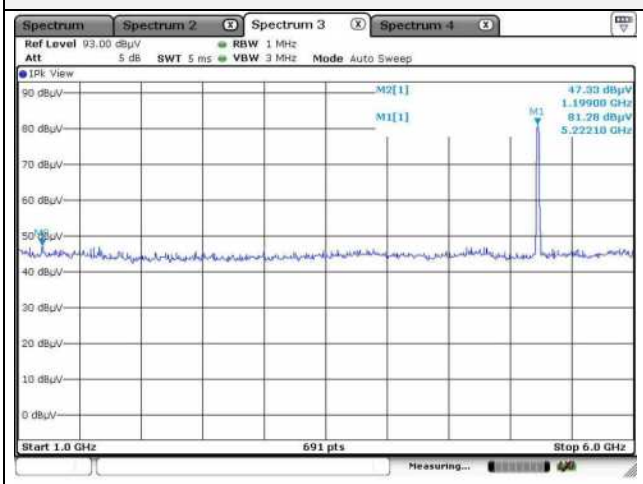

Vertical // Peak for 1 ㎓ to 6 ㎓

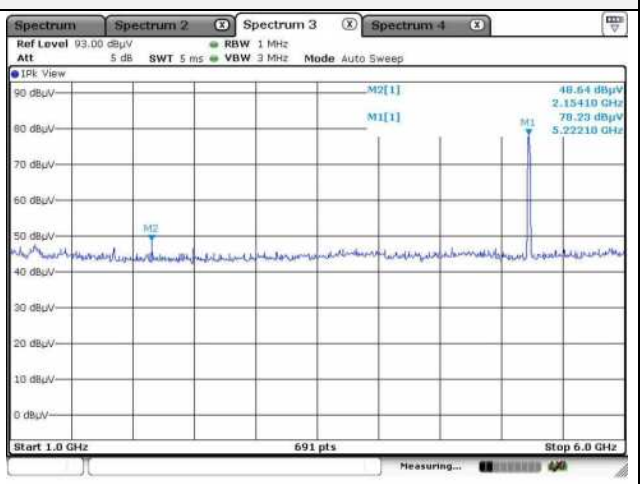

Horizontal // Peak for 6 ㎓ to 18 ㎓

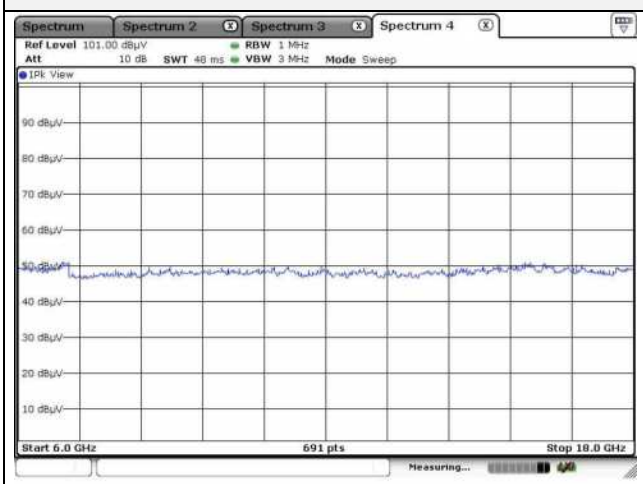

Vertical // Peak for 6 ㎓ to 18 ㎓

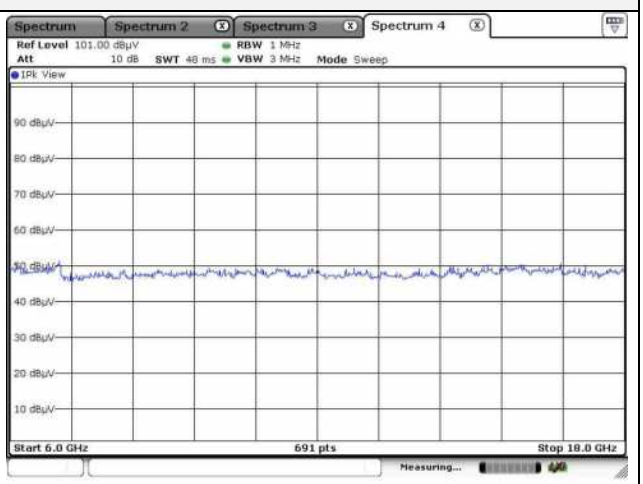

Note.
1. No spurious emission were detected above 6 ㎓.
2. Average test would be performed if the peak result were greater than the average limit.

This report shall not be reproduced except in full, without the written approval of KES Co., Ltd.
The results shown in this test report refer only to the sample(s) tested unless otherwise stated.
The authenticity of the test report, contact shchoi@kes.co.kr

Mode: UNII-1(HT20)

Distance of measurement: 3 meter

Channel: 48

- **Spurious**

Frequency (㎒)	Level (dBμV)	Detect mode	Ant. Pol. (H/V)	CF (dB)	DCF (dB)	Field strength (dBμV/m)	Limit (dBμV/m)	Margin (dB)
1 119.00	48.41	Peak	H	-8.09	-	40.32	74.00	33.68
2 161.40	47.04	Peak	V	-0.93	-	46.11	68.20	22.09

Horizontal // Peak for 1 ㎓ to 6 ㎓

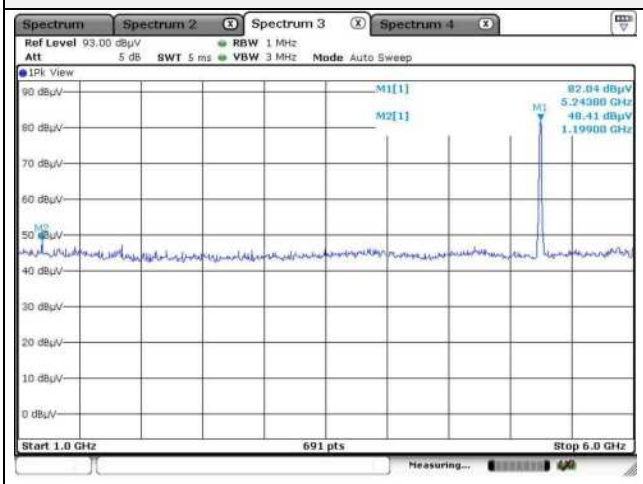

Vertical // Peak for 1 ㎓ to 6 ㎓

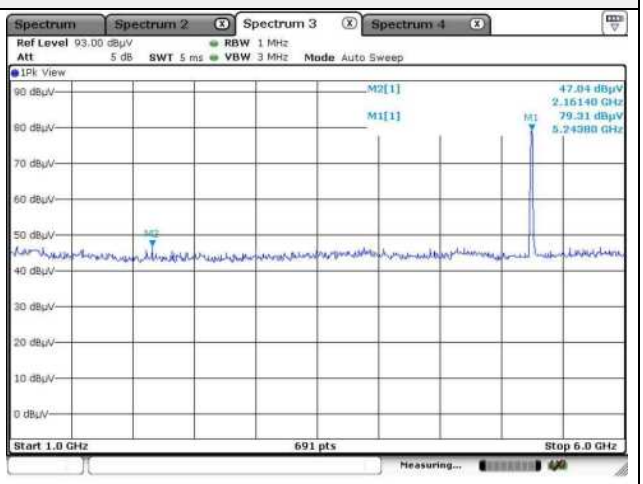

Horizontal // Peak for 6 ㎓ to 18 ㎓

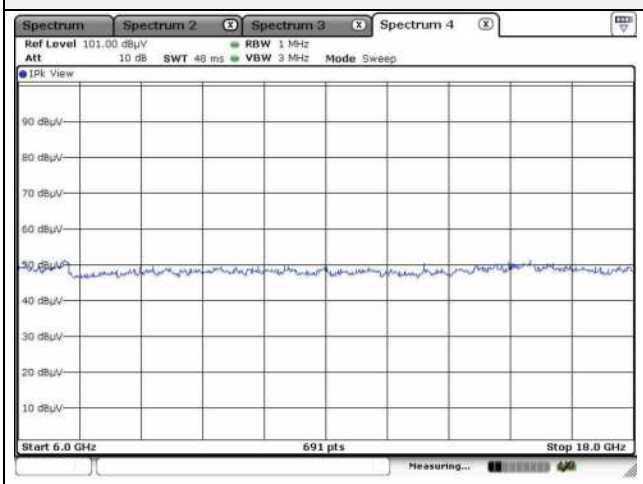

Vertical // Peak for 6 ㎓ to 18 ㎓

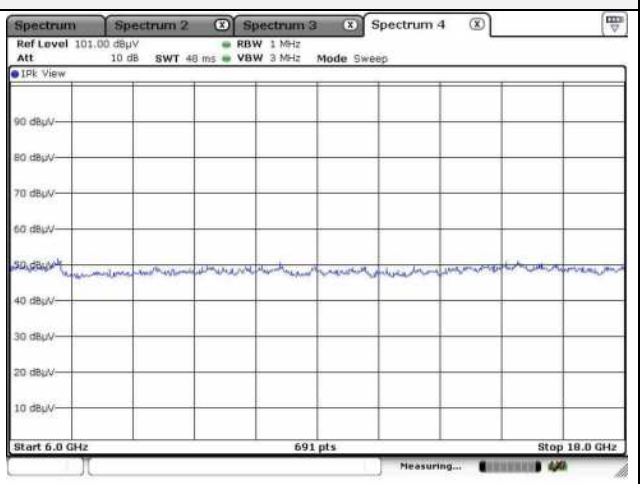

Note.
1. No spurious emission were detected above 6 ㎓.
2. Average test would be performed if the peak result were greater than the average limit.

This report shall not be reproduced except in full, without the written approval of KES Co., Ltd.
The results shown in this test report refer only to the sample(s) tested unless otherwise stated.
The authenticity of the test report, contact shchoi@kes.co.kr

Mode: UNII-2A(HT20)

Distance of measurement: 3 meter

Channel: 52

- **Spurious**

Frequency (㎒)	Level (dBμV)	Detect mode	Ant. Pol. (H/V)	CF (dB)	DCF (dB)	Field strength (dBμV/m)	Limit (dBμV/m)	Margin (dB)
1 191.80	47.47	Peak	H	-8.13	-	39.34	74.00	34.66
1 821.30	47.04	Peak	H	-3.22	-	43.82	68.20	24.38
1 191.80	47.69	Peak	V	-8.13	-	39.56	74.00	34.44
2 154.10	47.04	Peak	V	-0.94	-	46.10	68.20	22.10

Horizontal // Peak for 1 ㎓ to 6 ㎓

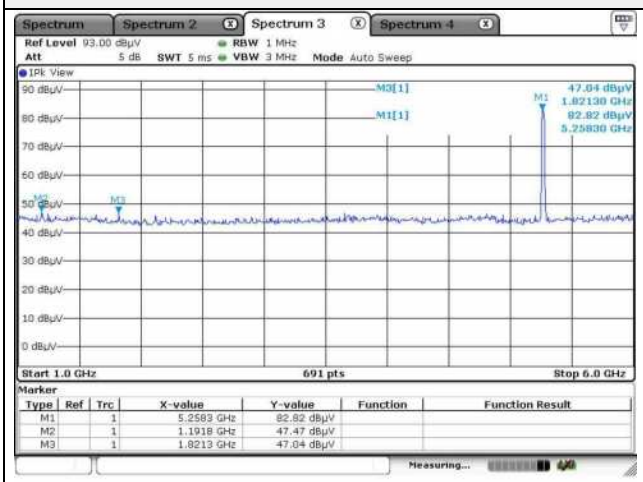

Vertical // Peak for 1 ㎓ to 6 ㎓

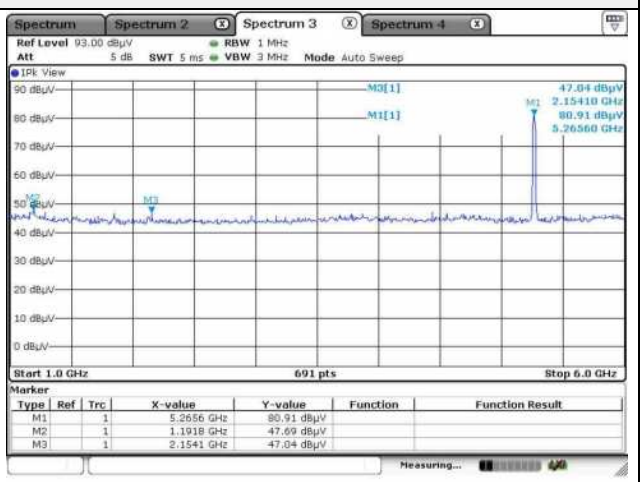

Horizontal // Peak for 6 ㎓ to 18 ㎓

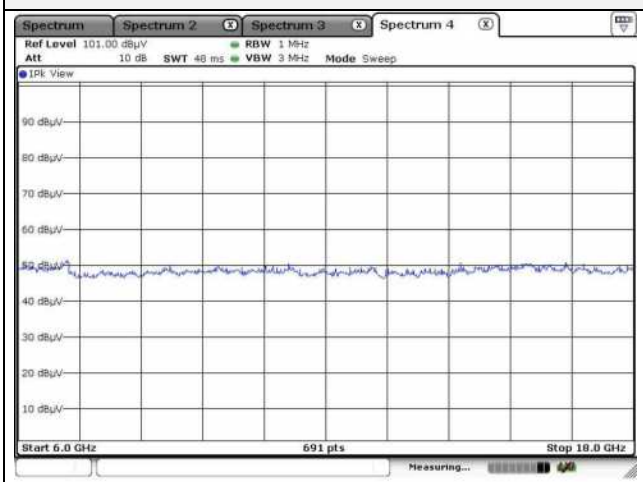

Vertical // Peak for 6 ㎓ to 18 ㎓

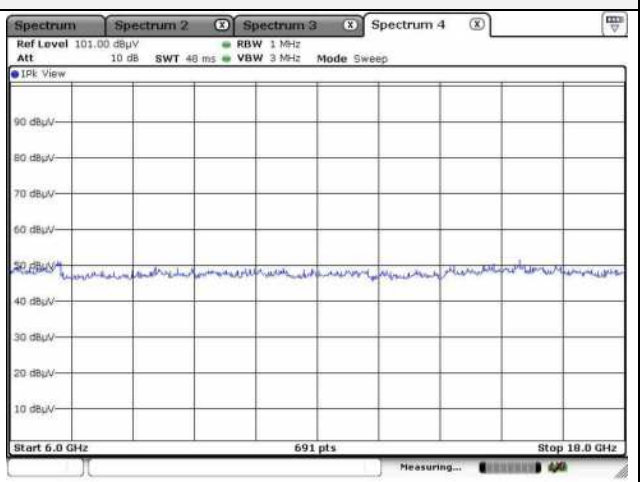

Note.
1. No spurious emission were detected above 6 ㎓.
2. Average test would be performed if the peak result were greater than the average limit.

This report shall not be reproduced except in full, without the written approval of KES Co., Ltd.
The results shown in this test report refer only to the sample(s) tested unless otherwise stated.
The authenticity of the test report, contact shchoi@kes.co.kr

Mode: UNII-2A(HT20)

Distance of measurement: 3 meter

Channel: 56

- **Spurious**

Frequency (㎒)	Level (dB㎶)	Detect mode	Ant. Pol. (H/V)	CF (dB)	DCF (dB)	Field strength (dB㎶/m)	Limit (dB㎶/m)	Margin (dB)
2 117.90	48.11	Peak	H	-1.01	-	47.10	68.20	21.10
1 199.00	48.07	Peak	H	-8.09	-	39.98	74.00	34.02
2 117.90	47.53	Peak	H	-1.01	-	46.52	68.20	21.68

Horizontal // Peak for 1 ㎓ to 6 ㎓

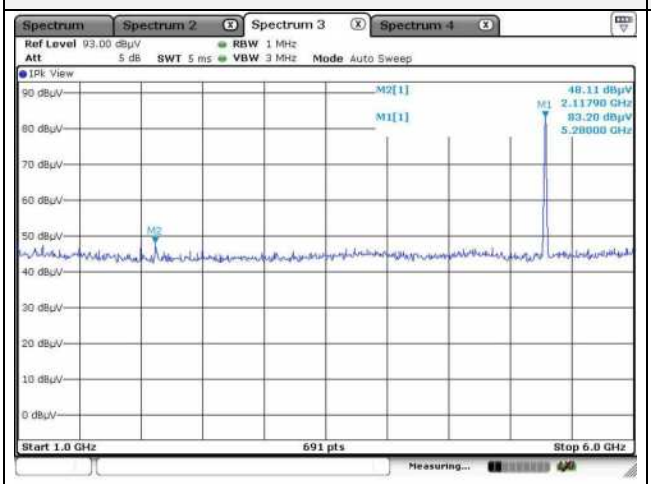

Vertical // Peak for 1 ㎓ to 6 ㎓

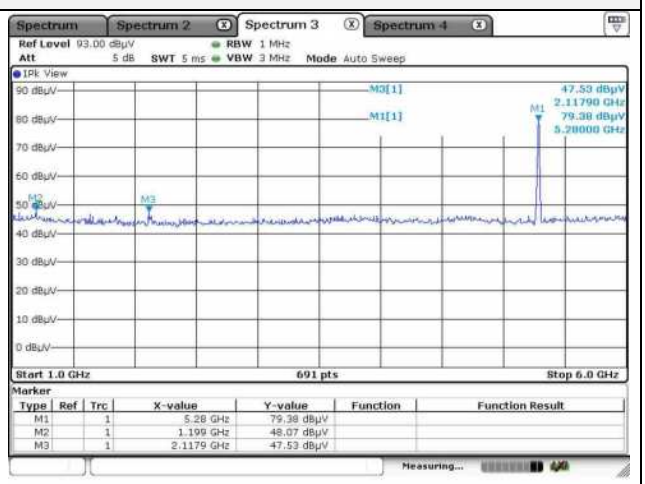

Horizontal // Peak for 6 ㎓ to 18 ㎓

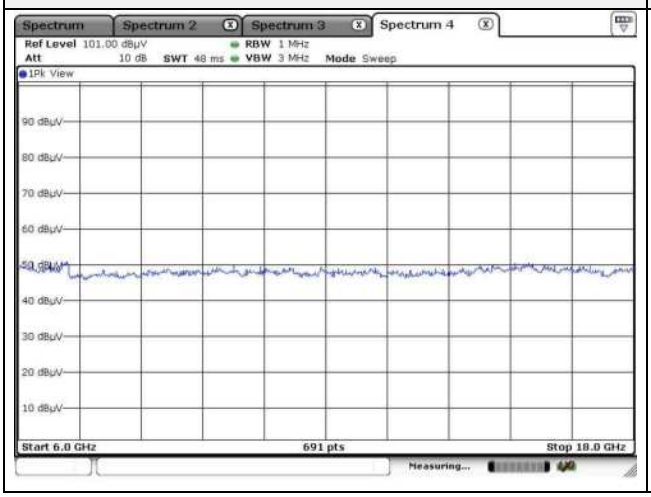

Vertical // Peak for 6 ㎓ to 18 ㎓

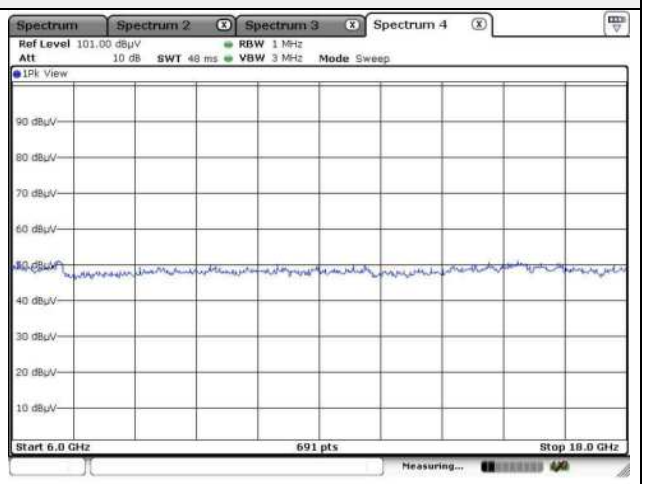

Note.
1. No spurious emission were detected above 6 ㎓.
2. Average test would be performed if the peak result were greater than the average limit.

This report shall not be reproduced except in full, without the written approval of KES Co., Ltd.
The results shown in this test report refer only to the sample(s) tested unless otherwise stated.
The authenticity of the test report, contact shchoi@kes.co.kr

Mode: UNII-2A(HT20)

Distance of measurement: 3 meter

Channel: 64

- **Spurious**

Frequency (MHz)	Level (dBμV)	Detect mode	Ant. Pol. (H/V)	CF (dB)	DCF (dB)	Field strength (dBμV/m)	Limit (dBμV/m)	Margin (dB)
2 125.20	47.01	Peak	H	-1.00	-	46.01	68.20	22.19
1 184.50	48.70	Peak	V	-8.16	-	40.54	74.00	33.46

- **Band edge**

Frequency (MHz)	Level (dBμV)	Detect mode	Ant. Pol. (H/V)	CF (dB)	DCF (dB)	Field strength (dBμV/m)	Limit (dBμV/m)	Margin (dB)
5 378.42	43.59	Peak	H	8.60	-	52.19	74.00	21.81
5 429.36	43.68	Peak	V	8.57	-	52.25	74.00	21.75

Restricted band // Horizontal // Peak

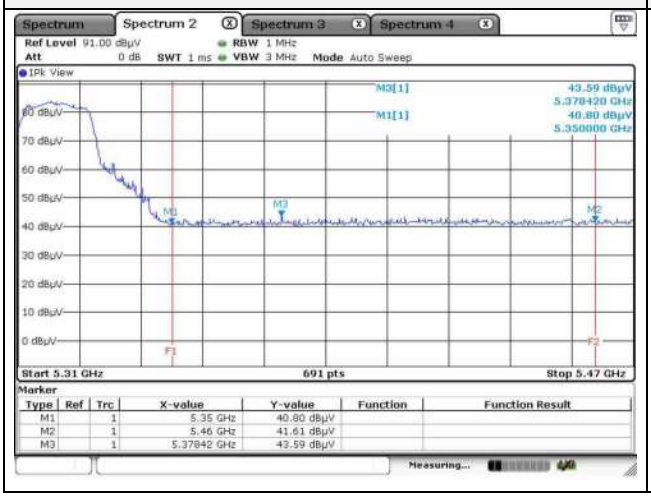

Restricted band // Vertical // Peak

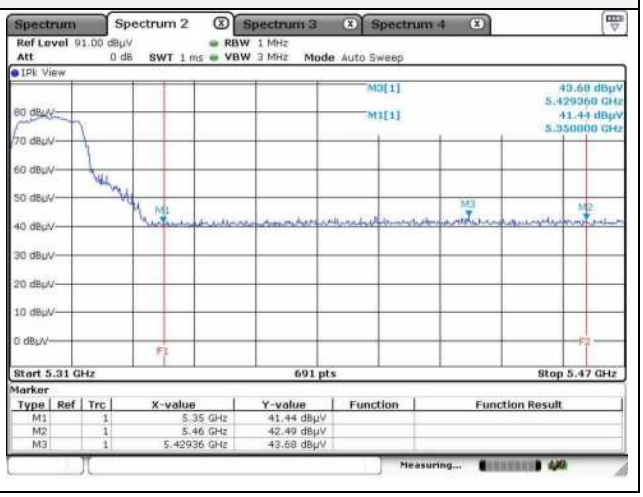

This report shall not be reproduced except in full, without the written approval of KES Co., Ltd.
The results shown in this test report refer only to the sample(s) tested unless otherwise stated.
The authenticity of the test report, contact shchoi@kes.co.kr

Horizontal // Peak for 1 ㎓ to 6 ㎓	Vertical // Peak for 1 ㎓ to 6 ㎓
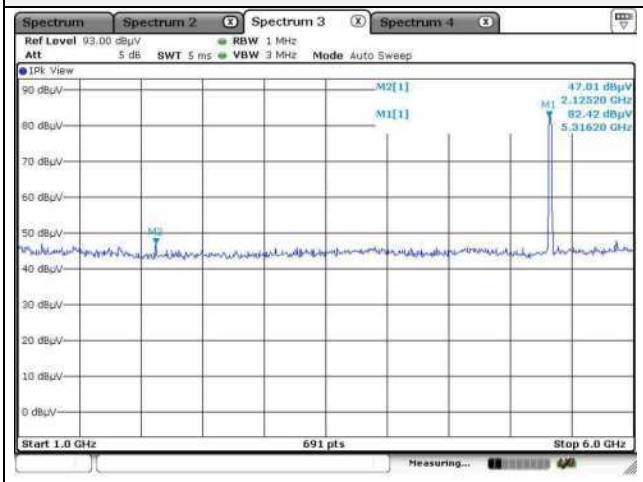	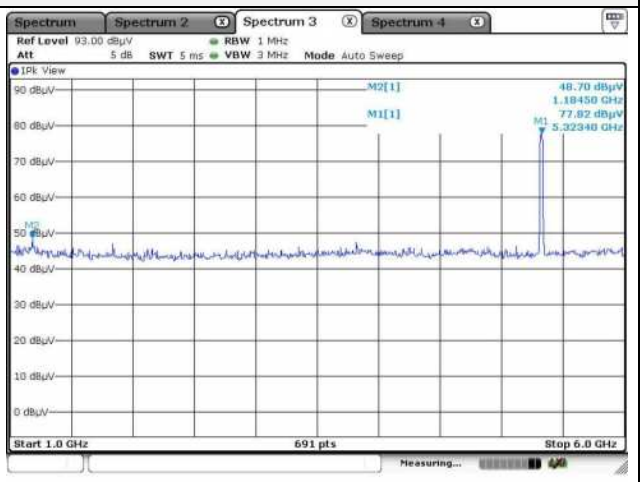
Horizontal // Peak for 6 ㎓ to 18 ㎓	**Vertical // Peak for 6 ㎓ to 18 ㎓**
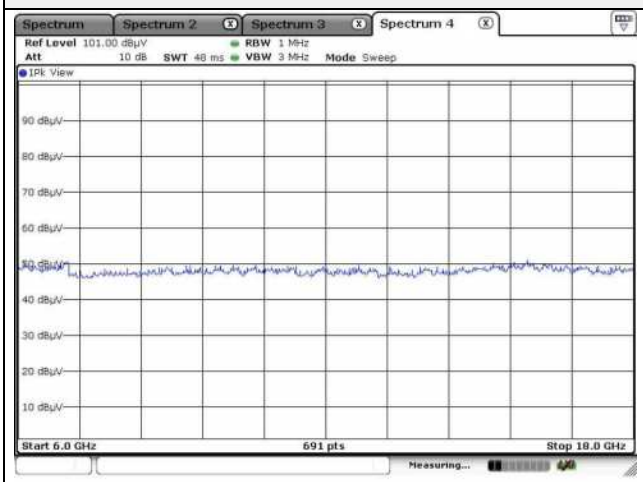	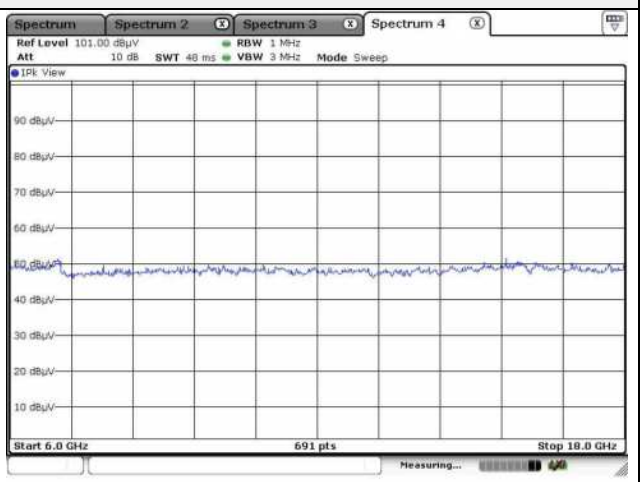

Note.
1. No spurious emission were detected above 6 ㎓.
2. Average test would be performed if the peak result were greater than the average limit.

This report shall not be reproduced except in full, without the written approval of KES Co., Ltd.
The results shown in this test report refer only to the sample(s) tested unless otherwise stated.
The authenticity of the test report, contact shchoi@kes.co.kr

Mode: UNII-2C(HT20)

Distance of measurement: 3 meter

Channel: 100

- **Spurious**

Frequency (MHz)	Level (dBμV)	Detect mode	Ant. Pol. (H/V)	CF (dB)	DCF (dB)	Field strength (dBμV/m)	Limit (dBμV/m)	Margin (dB)
1 199.00	52.71	Peak	H	-8.09	-	44.62	74.00	29.38
1 054.30	49.38	Peak	V	-8.82	-	40.56	74.00	33.44
1 828.50	48.83	Peak	V	-3.14	-	45.69	68.20	22.51

- **Band edge**

Frequency (MHz)	Level (dBμV)	Detect mode	Ant. Pol. (H/V)	CF (dB)	DCF (dB)	Field strength (dBμV/m)	Limit (dBμV/m)	Margin (dB)
5 444.93	44.64	Peak	H	8.55	-	53.19	74.00	20.81
5 450.09	43.88	Peak	V	8.55	-	52.43	74.00	21.57

Restricted band // Horizontal // Peak

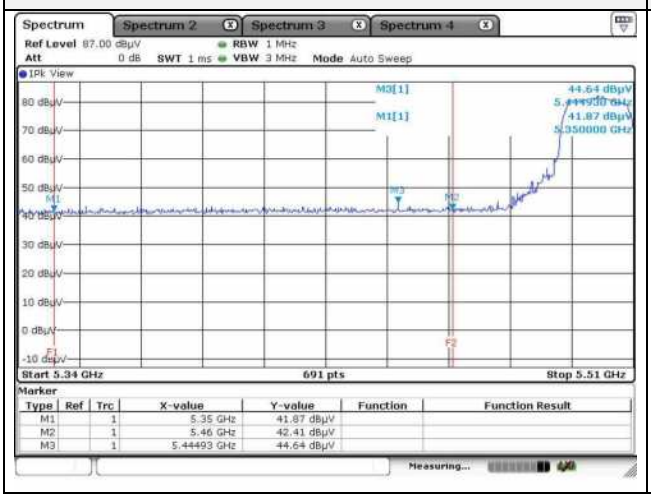

Restricted band // Vertical // Peak

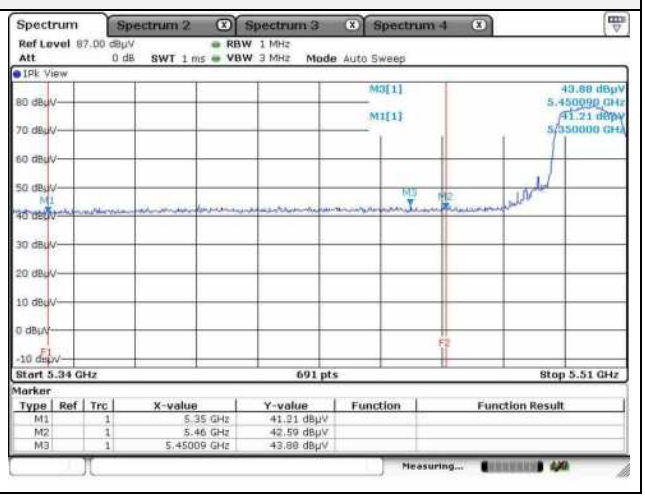

Horizontal // Peak for 1 ㎓ to 6 ㎓

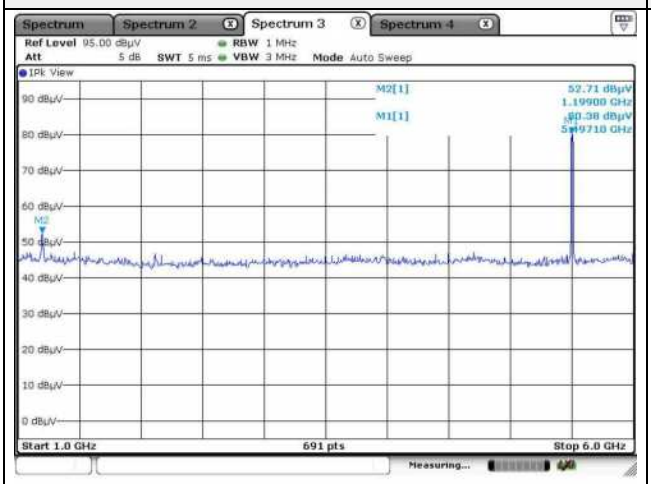

Vertical // Peak for 1 ㎓ to 6 ㎓

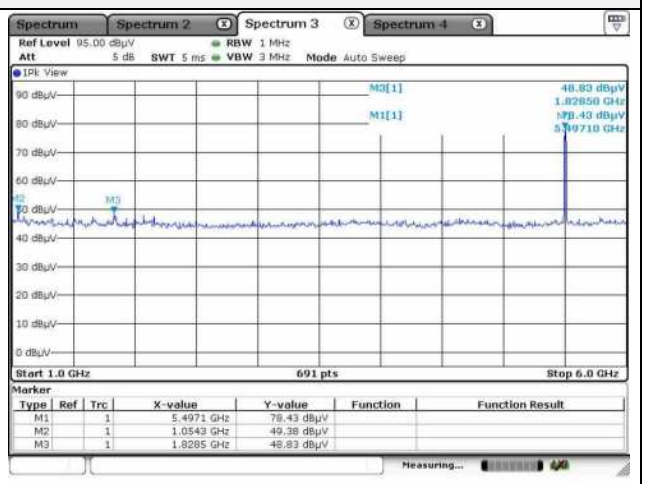

Horizontal // Peak for 6 ㎓ to 18 ㎓

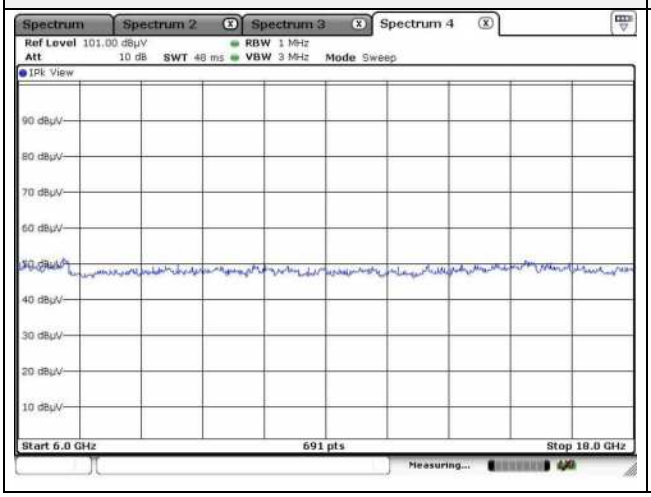

Vertical // Peak for 6 ㎓ to 18 ㎓

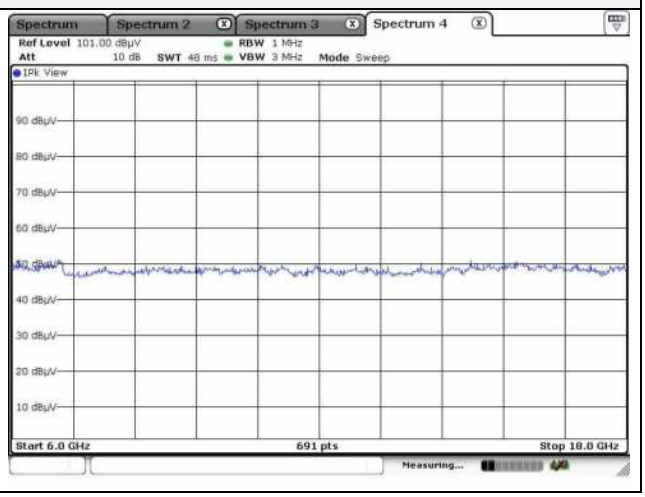

Note.
1. No spurious emission were detected above 6 ㎓.
2. Average test would be performed if the peak result were greater than the average limit.

This report shall not be reproduced except in full, without the written approval of KES Co., Ltd.
The results shown in this test report refer only to the sample(s) tested unless otherwise stated.
The authenticity of the test report, contact shchoi@kes.co.kr

Mode: UNII-2C(HT20)

Distance of measurement: 3 meter

Channel: 120

- **Spurious**

Frequency (㎒)	Level (dBμV)	Detect mode	Ant. Pol. (H/V)	CF (dB)	DCF (dB)	Field strength (dBμV/m)	Limit (dBμV/m)	Margin (dB)
1 191.80	52.41	Peak	H	-8.13	-	44.28	74.00	29.72
1 850.20	48.71	Peak	V	-2.90	-	45.81	68.20	22.39
2 161.40	48.75	Peak	V	-0.93	-	47.82	68.20	20.38

Horizontal // Peak for 1 ㎓ to 6 ㎓

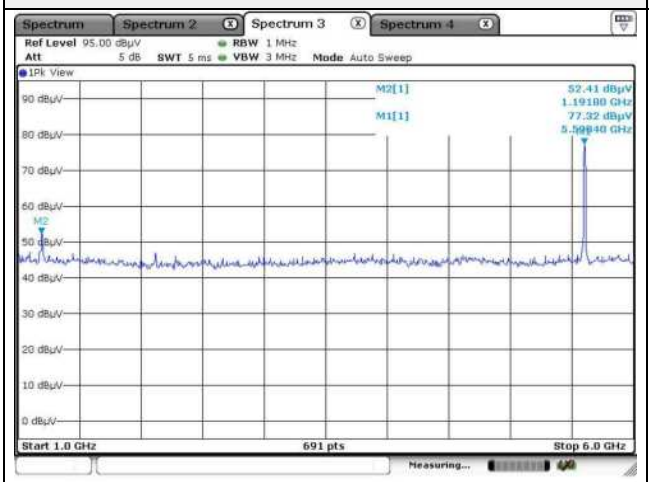

Vertical // Peak for 1 ㎓ to 6 ㎓

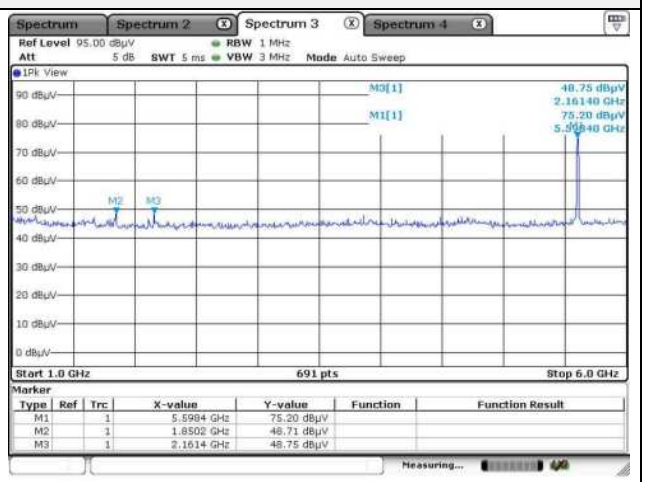

Horizontal // Peak for 6 ㎓ to 18 ㎓

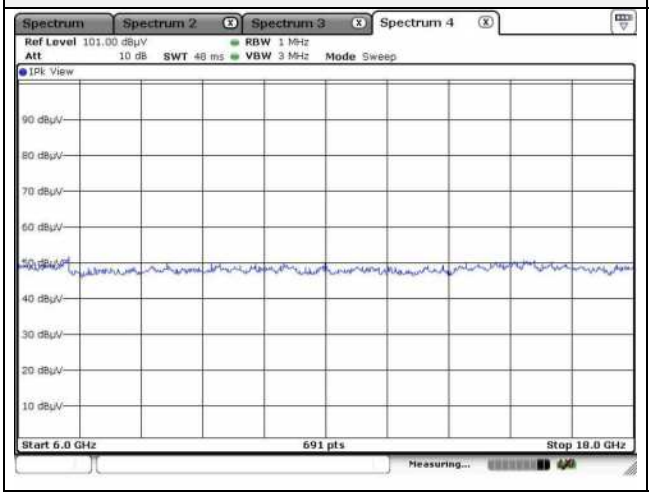

Vertical // Peak for 6 ㎓ to 18 ㎓

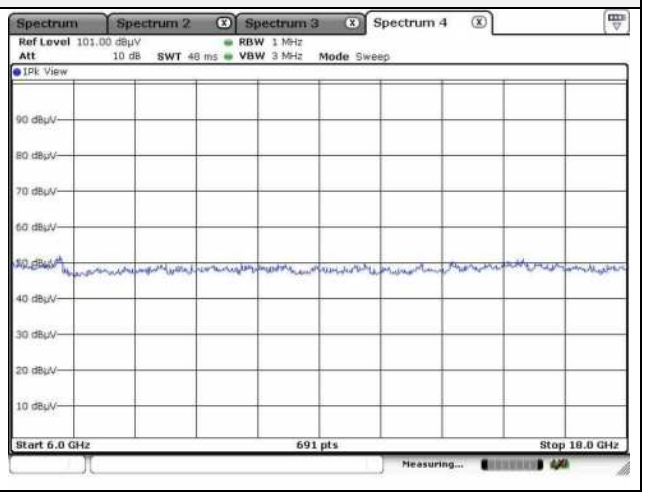

Note.
1. No spurious emission were detected above 6 ㎓.
2. Average test would be performed if the peak result were greater than the average limit.

This report shall not be reproduced except in full, without the written approval of KES Co., Ltd.
The results shown in this test report refer only to the sample(s) tested unless otherwise stated.
The authenticity of the test report, contact shchoi@kes.co.kr