Appendix : 2.4G WIFI

Contents

Contents 2
Appendix A: DTS Bandwidth 3
Test Result 3
Test Graphs 4
Appendix B: Occupied Channel Bandwidth 10
Test Result 10
Test Graphs 11
Appendix C: Maximum conducted output power 17
Test Result 17
Appendix D: Maximum power spectral density 18
Test Result 18
Test Graphs 19
Appendix E:Band edge measurements 25
Test Result 25
Test Graphs 26
AppendixF:Conducted SpuriousEmission 30
Test Result 30
Test Graphs 33
Appendix G: DutyCycle 51
Test Result 51
Test Graphs 52

Appendix A: DTS Bandwidth

Test Result

Test Mode	Antenna	Channel	DTS BW [MHz]	FL[MHz]	FH[MHz]	Limit[MHz]	Verdict
11B	Ant1	2412	8.680	2407.440	2416.120	0.5	PASS
		2437	8.160	2432.920	2441.080	0.5	PASS
		2462	8.160	2457.920	2466.080	0.5	PASS
11G	Ant1	2412	16.400	2403.800	2420.200	0.5	PASS
		2437	16.520	2428.760	2445.280	0.5	PASS
		2462	16.440	2453.800	2470.240	0.5	PASS
11N20SISO	Ant1	2412	17.640	2403.200	2420.840	0.5	PASS
		2437	17.680	2428.160	2445.840	0.5	PASS
		2462	17.400	2453.200	2470.600	0.5	PASS
11N40SISO	Ant1	2422	35.840	2404.160	2440.000	0.5	PASS
		2437	36.480	2418.760	2455.240	0.5	PASS
		2452	36.640	2433.680	2470.320	0.5	PASS

Test Graphs

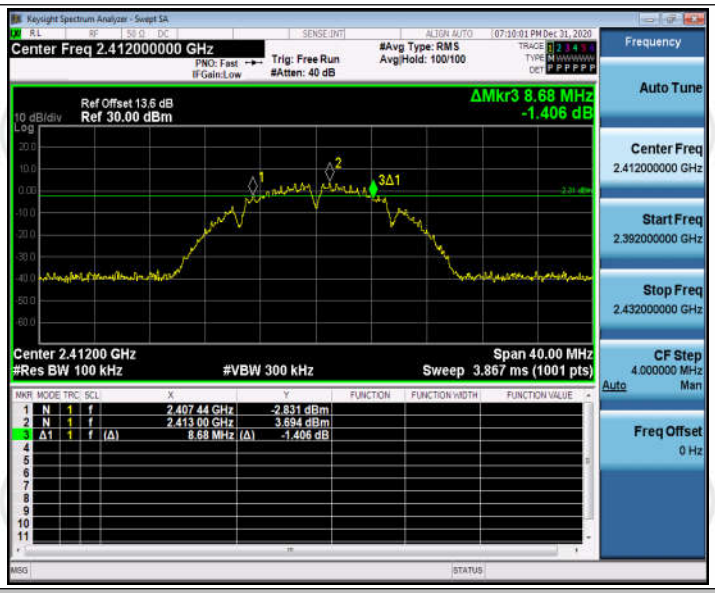

11B_Ant1_2412

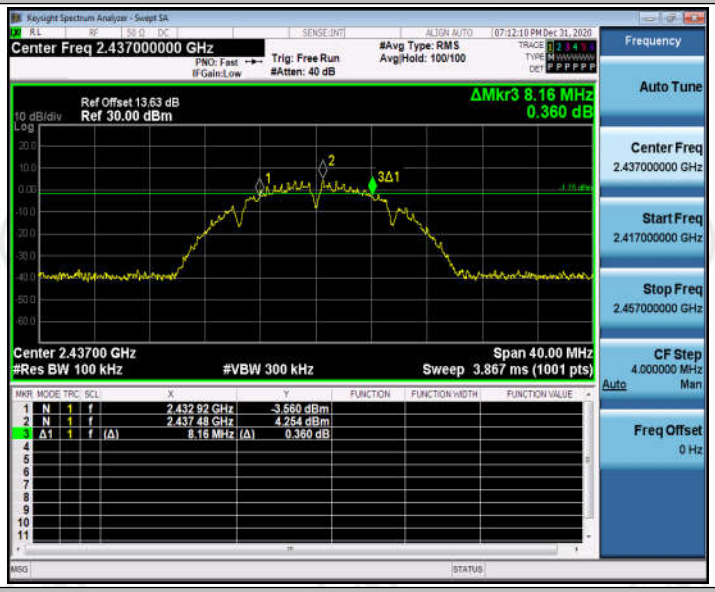

11B_Ant1_2437

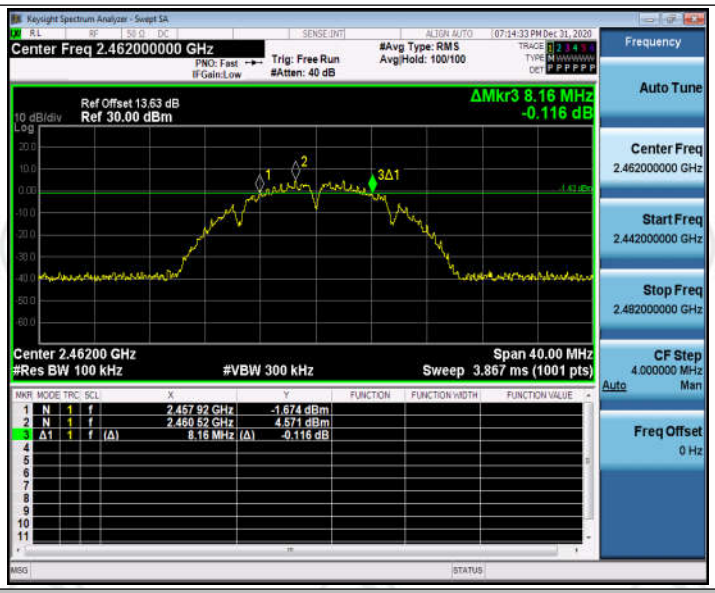

11B_Ant1_2462

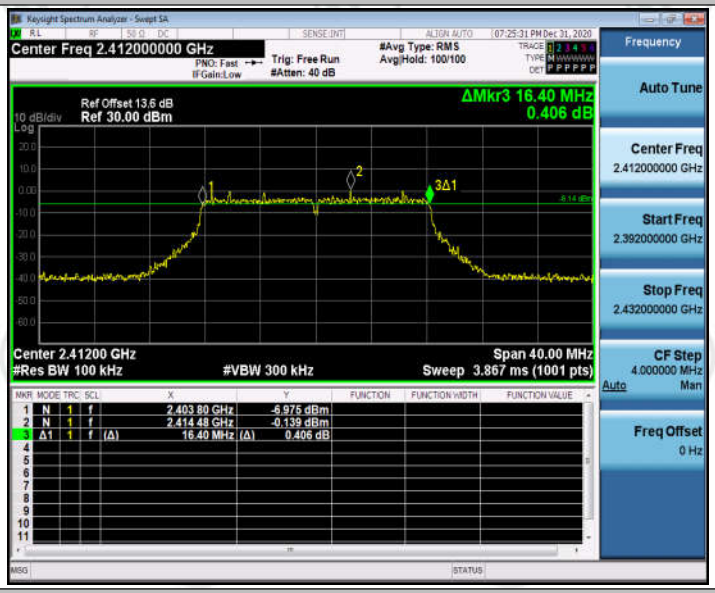

11G_Ant1_2412

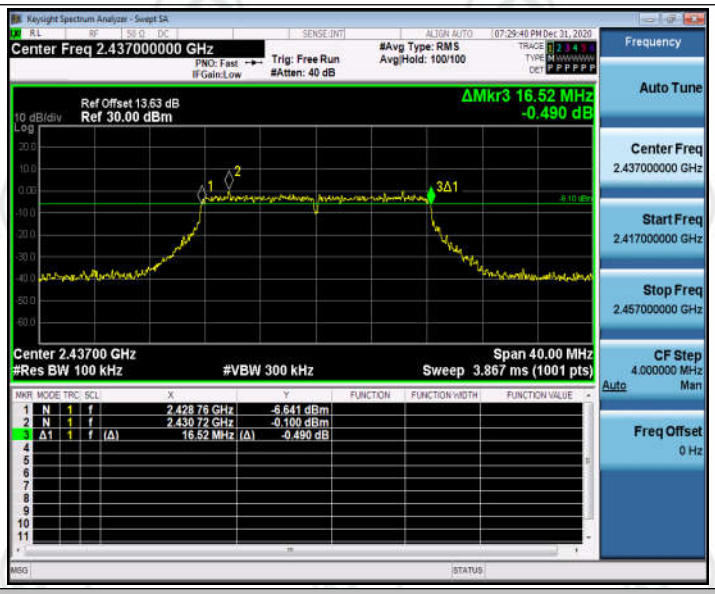

11G_Ant1_2437

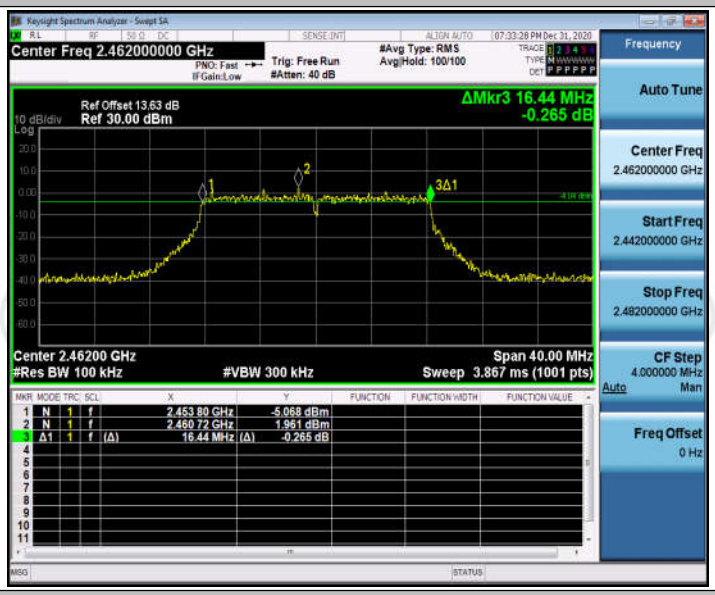

11G_Ant1_2462

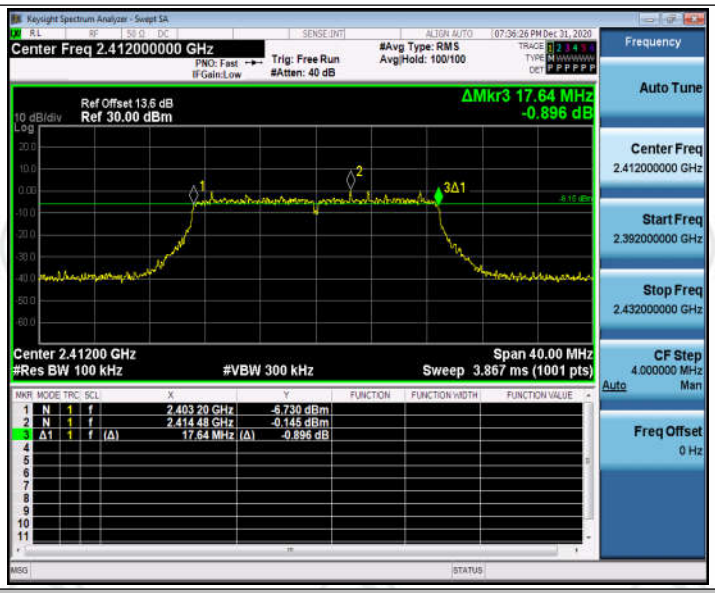

11N20SISO_Ant1_2412

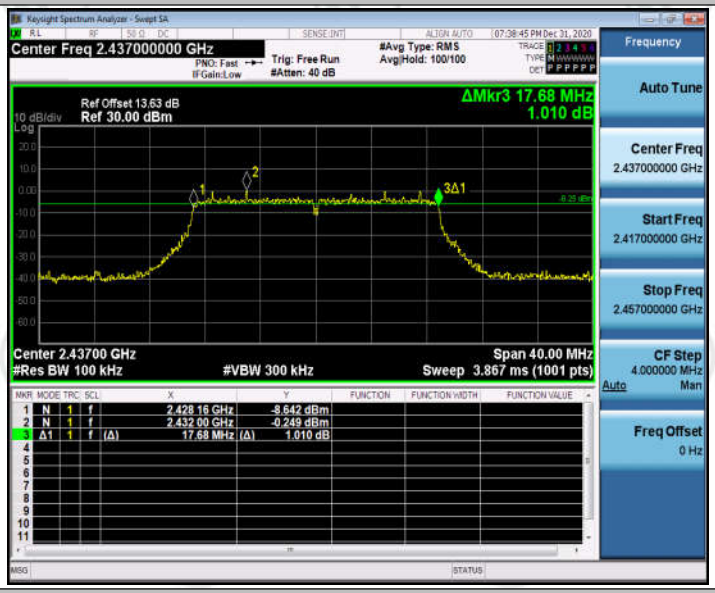

11N20SISO_Ant1_2437

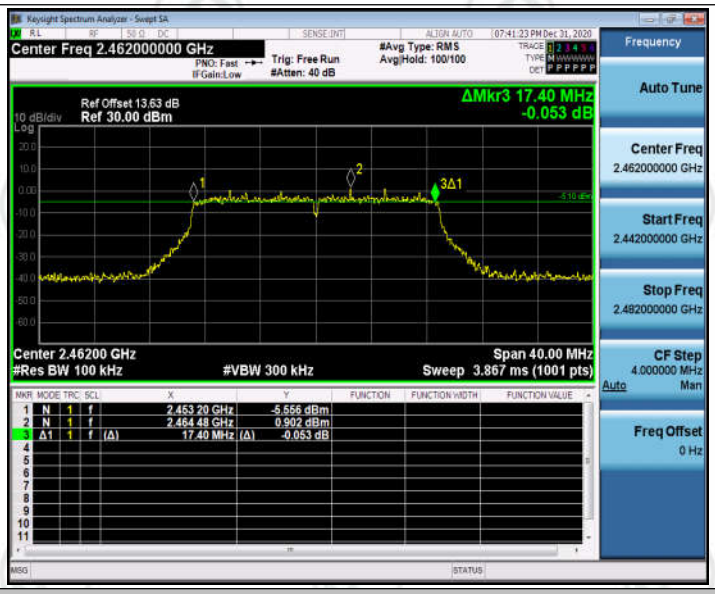

11N20SISO_Ant1_2462

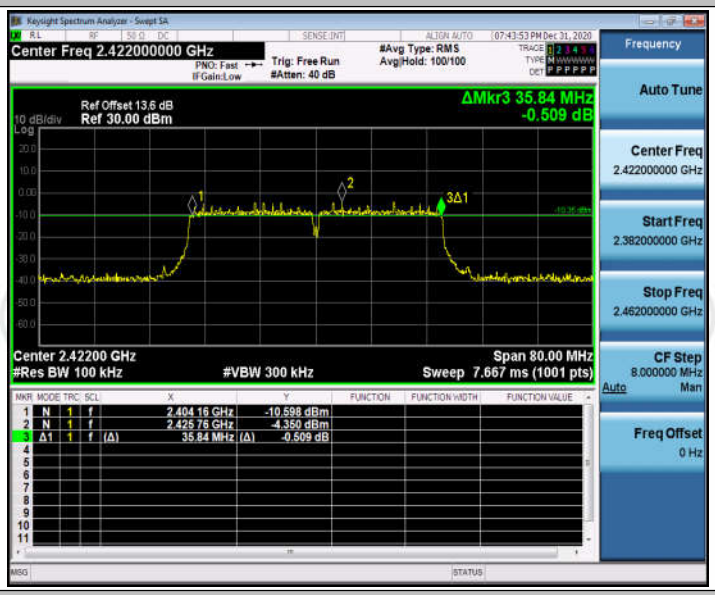

11N40SISO_Ant1_2422

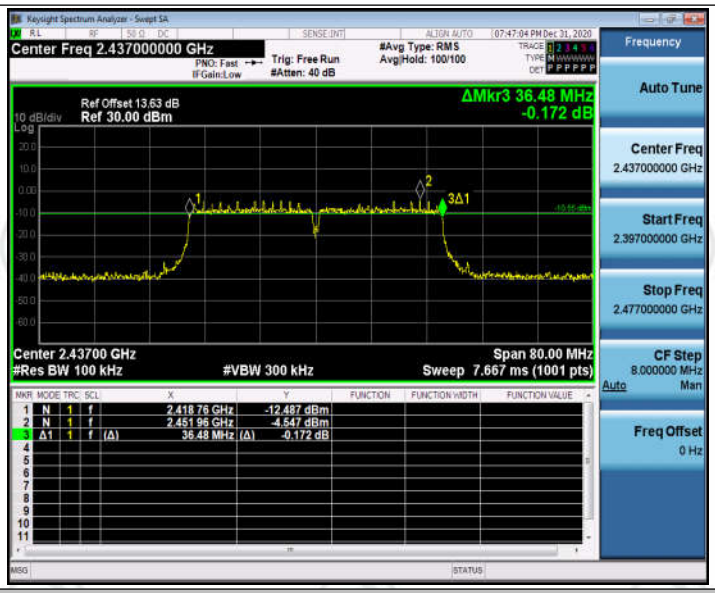

11N40SISO_Ant1_2437

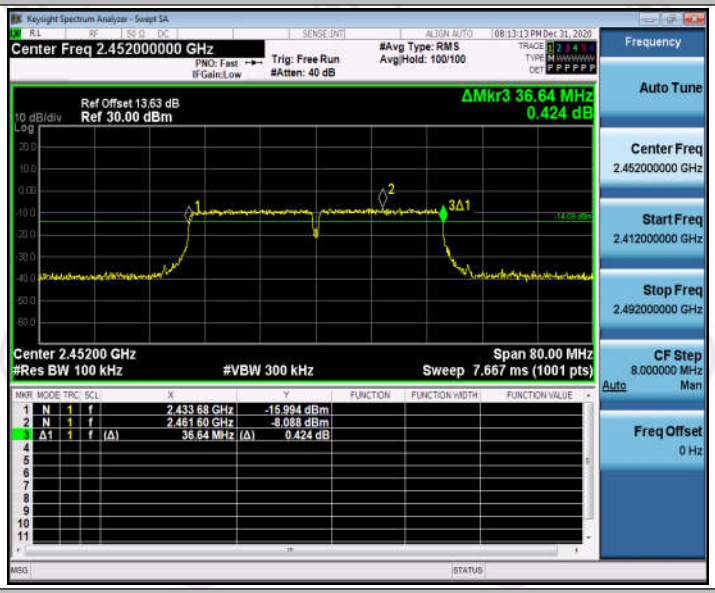

11N40SISO_Ant1_2452

Appendix B: Occupied Channel Bandwidth

Test Result

Test Mode	Antenna	Channel	OCB [MHz]	FL[MHz]	FH[MHz]	Limit[MHz]	Verdict
11B	Ant1	2412	13.672	2405.190	2418.862	---	PASS
		2437	13.672	2430.198	2443.870	---	PASS
		2462	13.507	2455.304	2468.811	---	PASS
11G	Ant1	2412	17.092	2403.478	2420.570	---	PASS
		2437	17.156	2428.416	2445.572	---	PASS
		2462	17.101	2453.468	2470.569	---	PASS
11N20SISO	Ant1	2412	18.093	2402.960	2421.053	---	PASS
		2437	17.982	2428.026	2446.008	---	PASS
		2462	18.016	2453.002	2471.018	---	PASS
11N40SISO	Ant1	2422	36.486	2403.792	2440.278	---	PASS
		2437	36.448	2418.814	2455.262	---	PASS
		2452	36.594	2433.801	2470.395	---	PASS

Test Graphs

11B_Ant1_2412

11B_Ant1_2437

11B_Ant1_2462

11G_Ant1_2412

11G_Ant1_2437

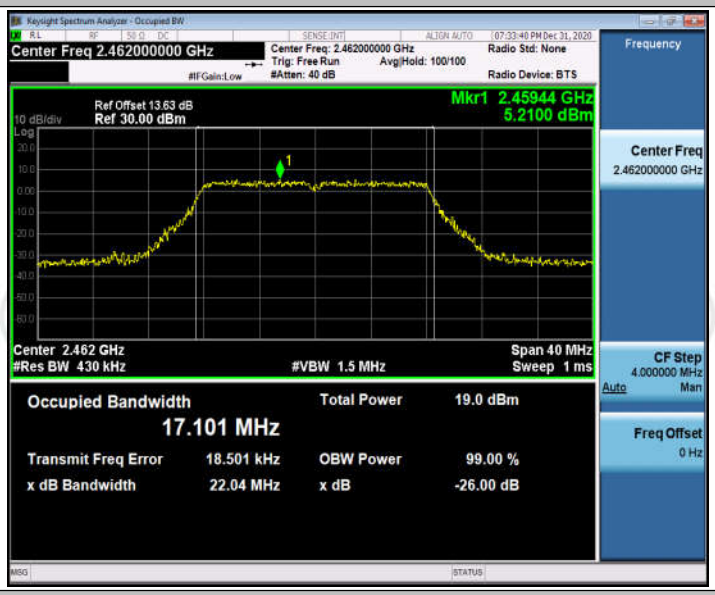

11G_Ant1_2462

11N20SISO_Ant1_2412

11N20SISO_Ant1_2437

11N20SISO_Ant1_2462

11N40SISO_Ant1_2422

11N40SISO_Ant1_2437

11N40SISO_Ant1_2452

Appendix C: Maximum conducted output power

Test Result

Test Mode	Antenna	Channel	Result[dBm]	Limit[dBm]	Verdict
11B	Ant1	2412	14.65	<=30	PASS
		2437	14.52	<=30	PASS
		2462	14.93	<=30	PASS
11G	Ant1	2412	13.20	<=30	PASS
		2437	13.03	<=30	PASS
		2462	13.12	<=30	PASS
11N20SISO	Ant1	2412	11.92	<=30	PASS
		2437	12.52	<=30	PASS
		2462	12.03	<=30	PASS
11N40SISO	Ant1	2422	11.14	<=30	PASS
		2437	11.08	<=30	PASS
		2452	11.35	<=30	PASS

Appendix D: Maximum power spectral density

Test Result

Test Mode	Antenna	Channel	Result[dBm/3-100kHz]	Limit[dBm/3kHz]	Verdict
11B	Ant1	2412	-11.92	<=8	PASS
		2437	-8.59	<=8	PASS
		2462	-11.72	<=8	PASS
11G	Ant1	2412	-15.07	<=8	PASS
		2437	-15.26	<=8	PASS
		2462	-15.26	<=8	PASS
11N20SISO	Ant1	2412	-16.59	<=8	PASS
		2437	-15.03	<=8	PASS
		2462	-15.97	<=8	PASS
11N40SISO	Ant1	2422	-19.21	<=8	PASS
		2437	-19.86	<=8	PASS
		2452	-19.29	<=8	PASS

Test Graphs

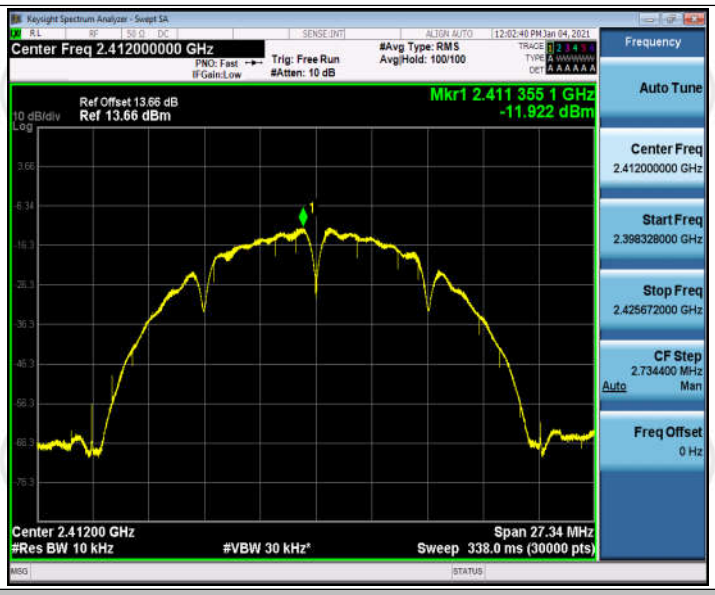

11B_Ant1_2412

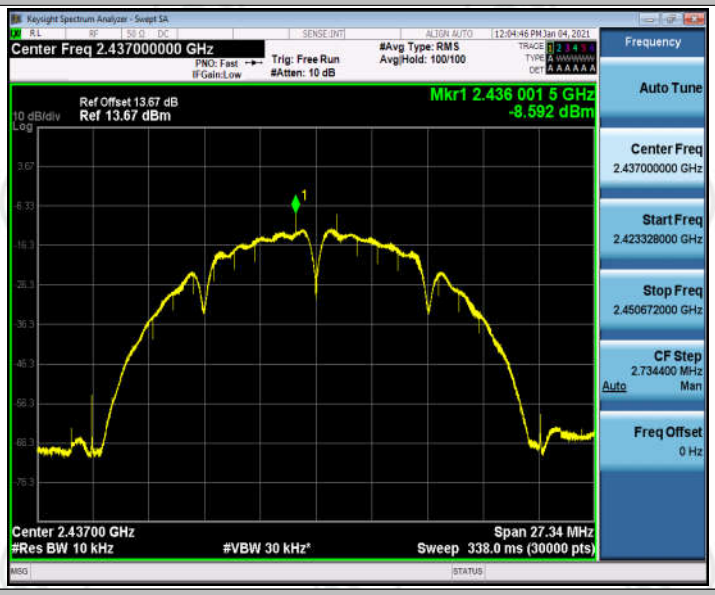

11B_Ant1_2437

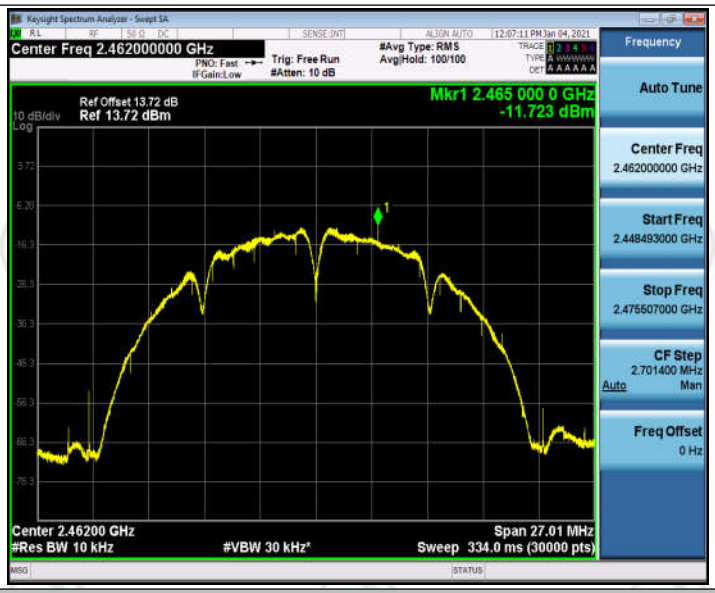

11B_Ant1_2462

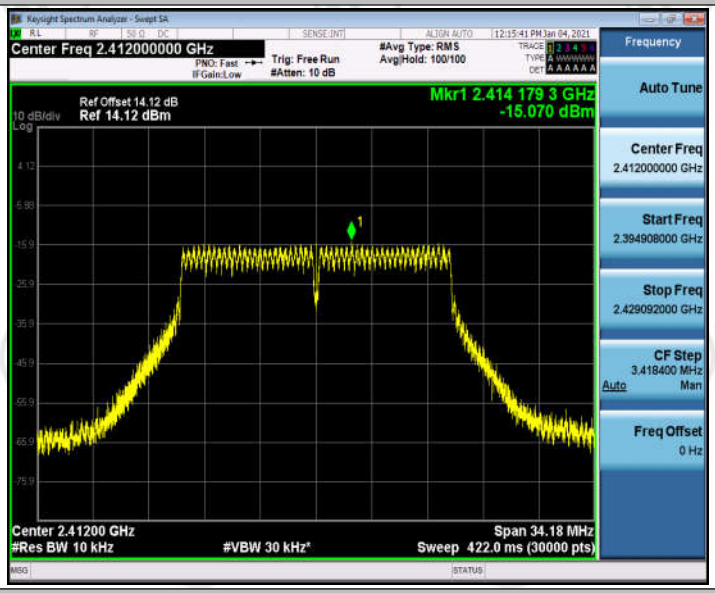

11G_Ant1_2412

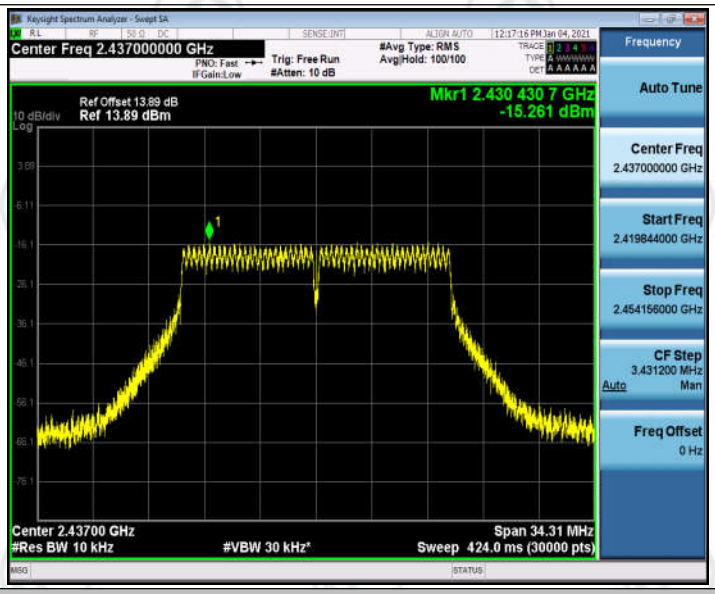

11G_Ant1_2437

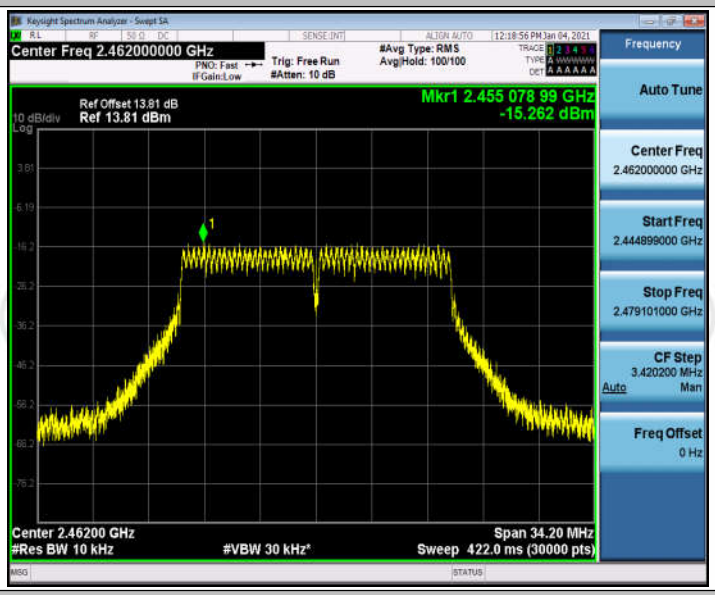

11G_Ant1_2462

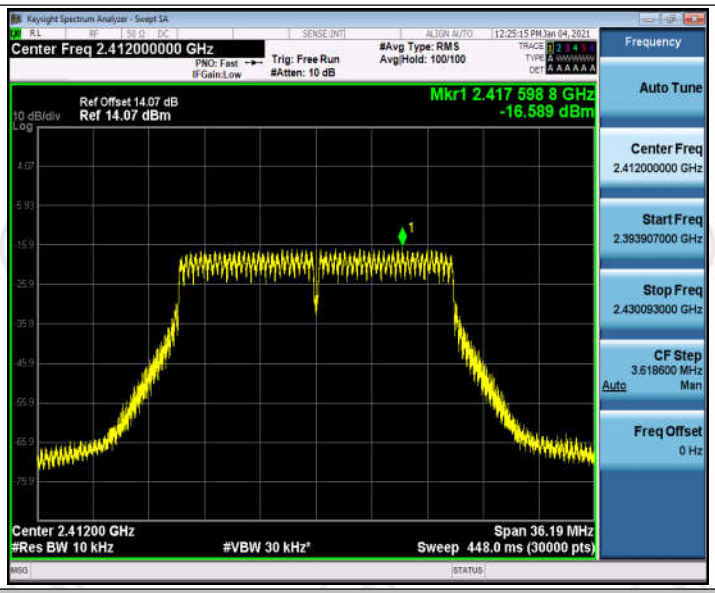

11N20SISO_Ant1_2412

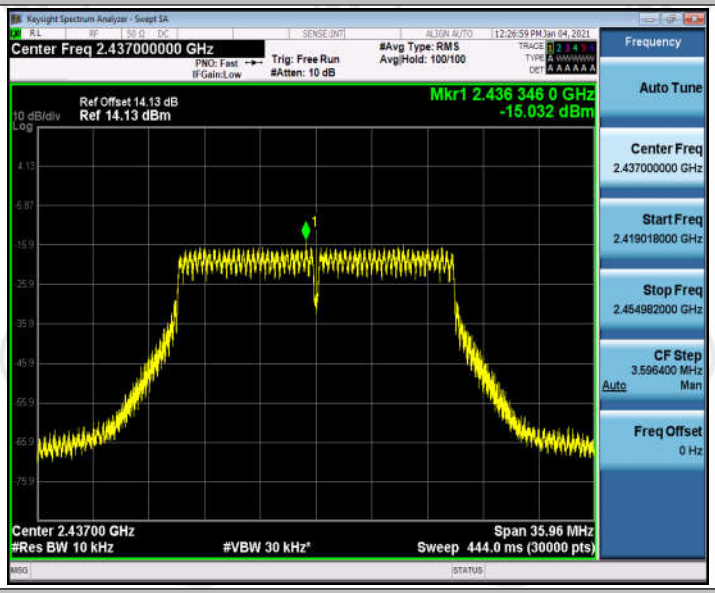

11N20SISO_Ant1_2437

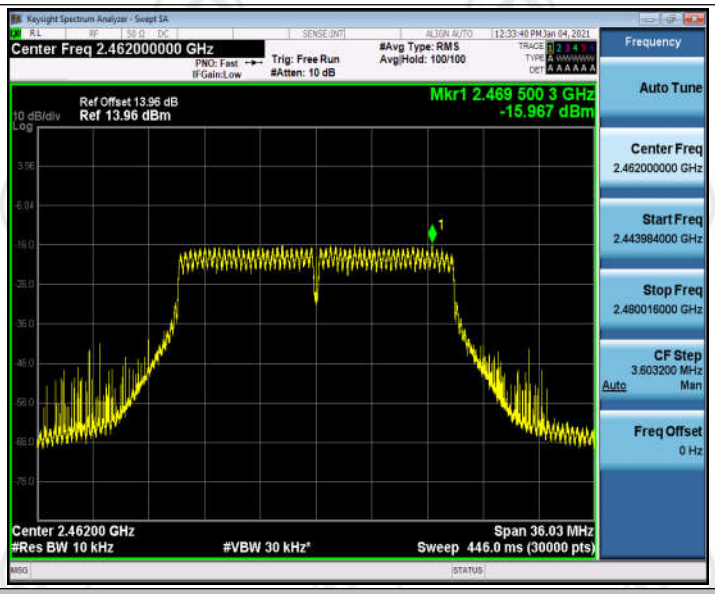

11N20SISO_Ant1_2462

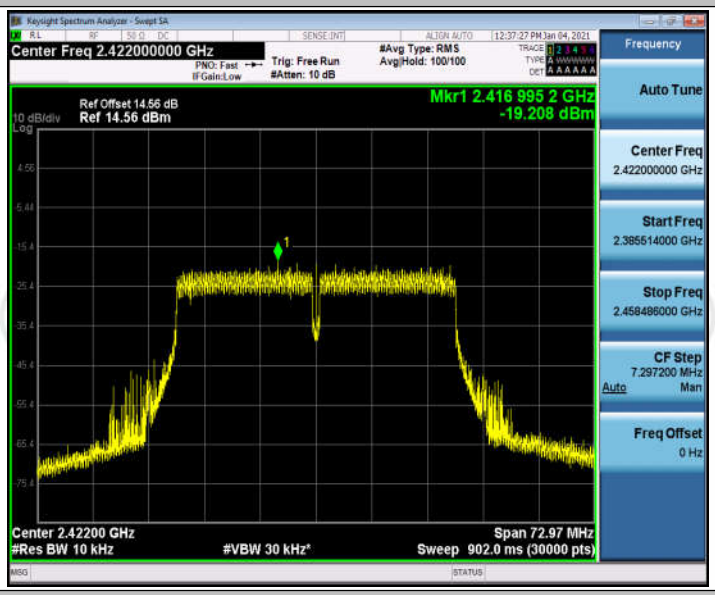

11N40SISO_Ant1_2422

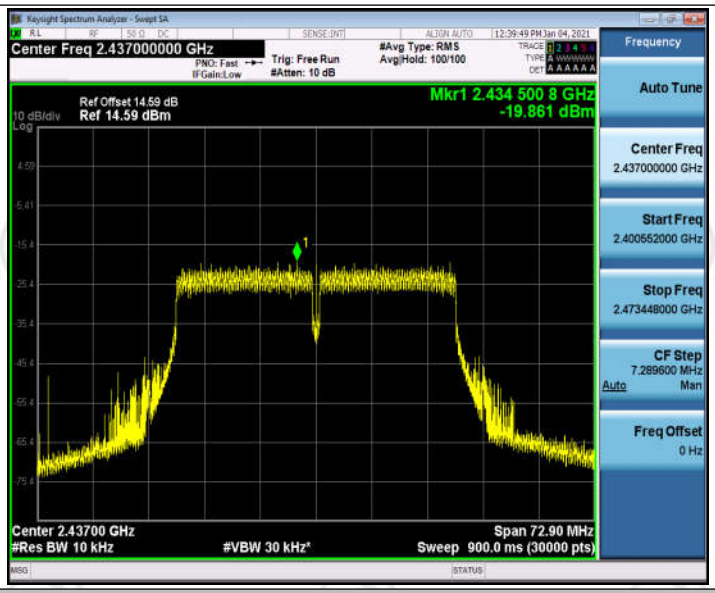

11N40SISO_Ant1_2437

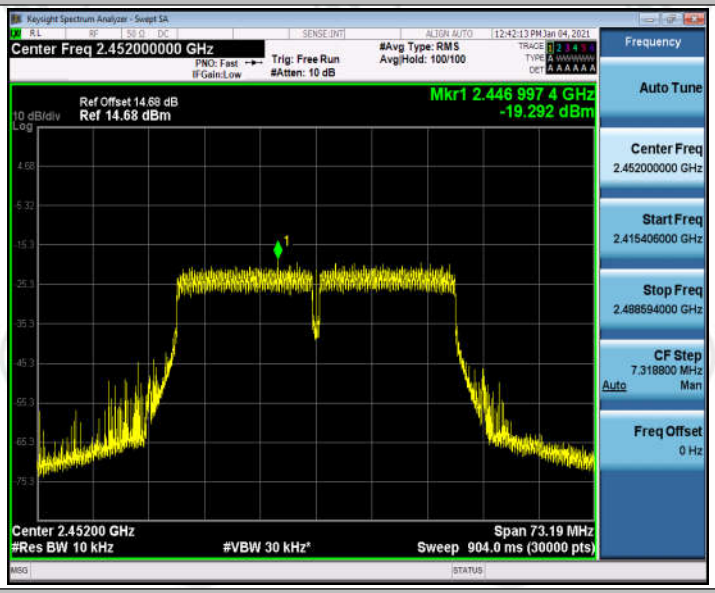

11N40SISO_Ant1_2452

Appendix E:Band edge measurements

Test Result

Test Mode	Antenna	ChName	Channel	Ref Level[dBm]	Result[dBm]	Limit[dBm]	Verdict
11B	Ant1	Low	2412	4.35	-42.99	<=-25.65	PASS
		High	2462	5.23	-45.6	<=-24.77	PASS
11G	Ant1	Low	2412	0.57	-38.37	<=-29.43	PASS
		High	2462	1.73	-43.37	<=-28.27	PASS
11N20SISO	Ant1	Low	2412	-0.28	-39.6	<=-30.28	PASS
		High	2462	0.62	-44.81	<=-29.38	PASS
11N40SISO	Ant1	Low	2422	-4.46	-37.55	<=-34.46	PASS
		High	2452	-8.00	-44.81	<=-38	PASS

Test Graphs

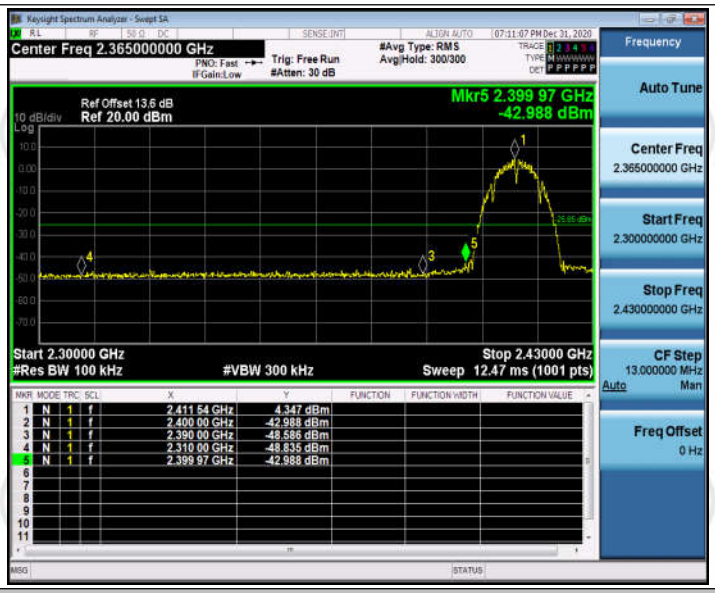

11B_Ant1_Low_2412

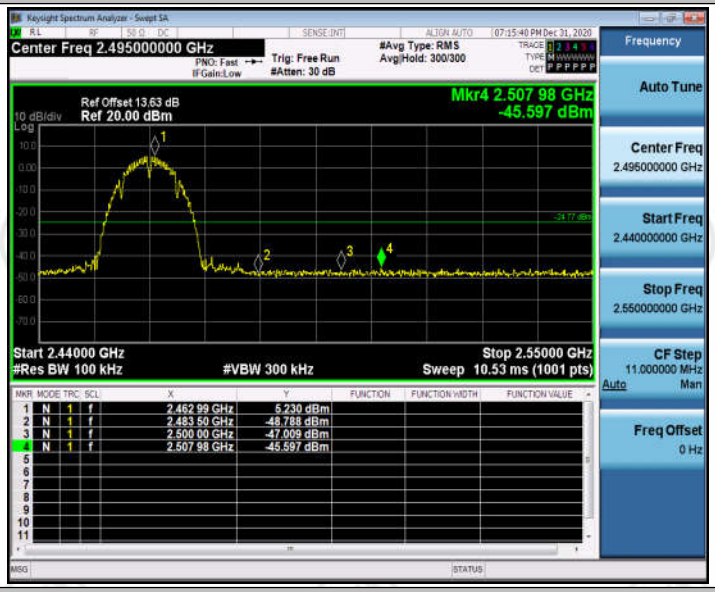

11B_Ant1_High_2462

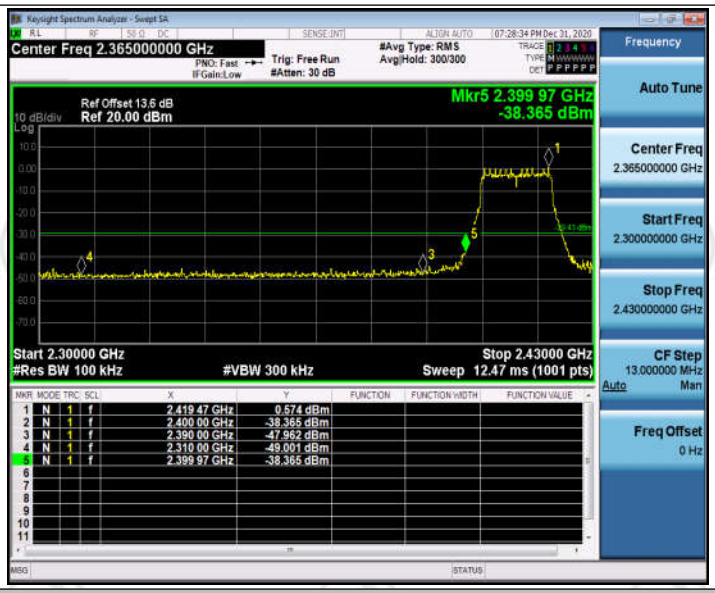

11G_Ant1_Low_2412

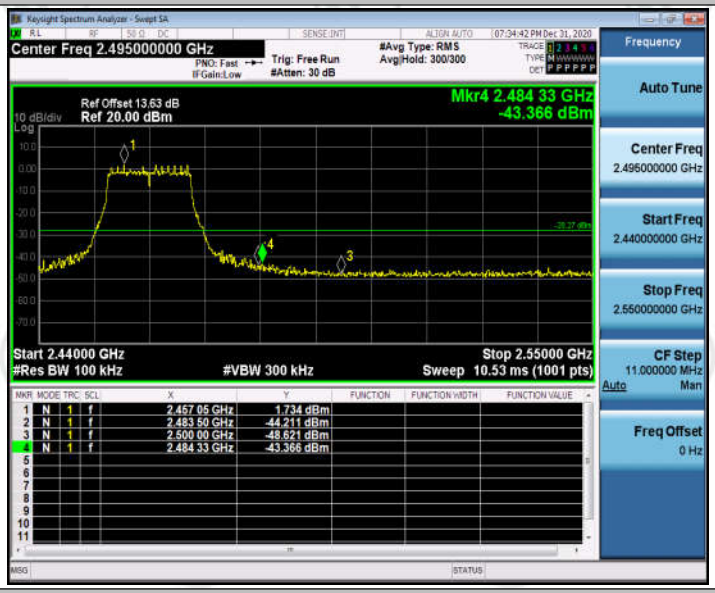

11G_Ant1_High_2462

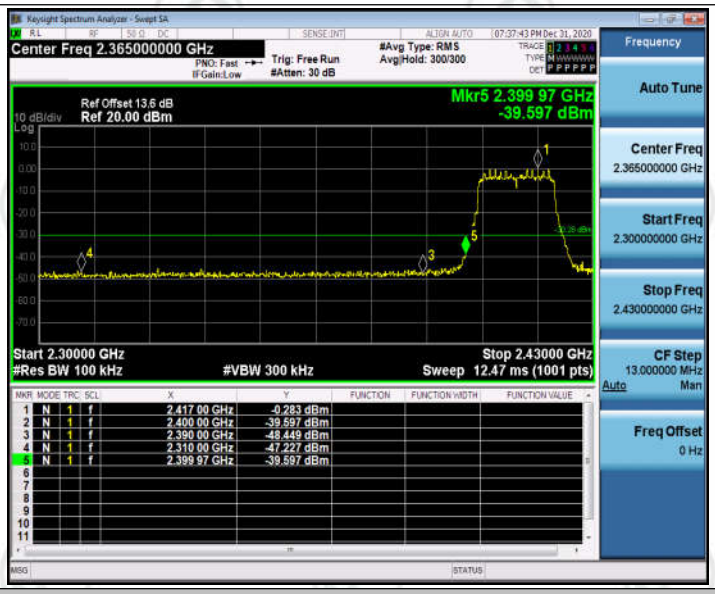

11N20SISO_Ant1_Low_2412

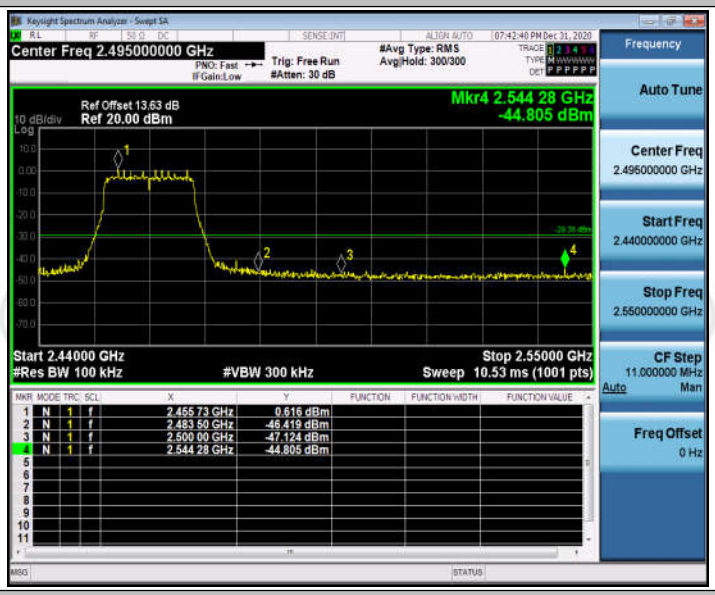

11N20SISO_Ant1_High_2462

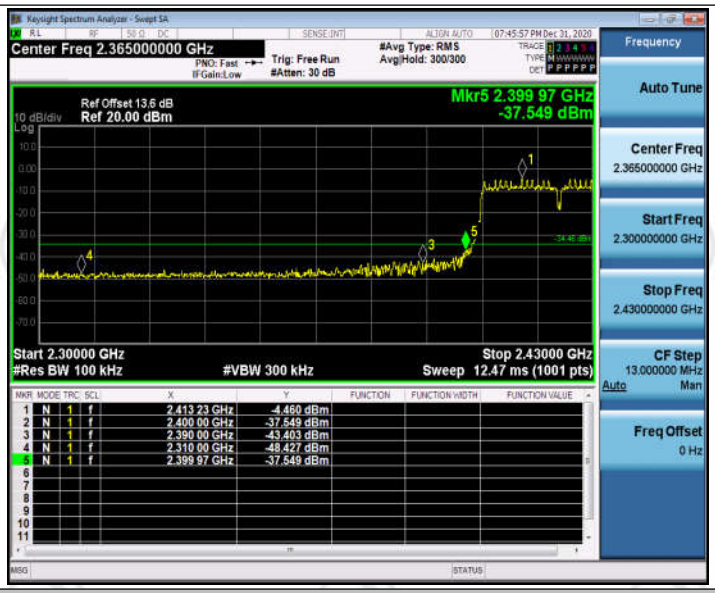

11N40SISO_Ant1_Low_2422

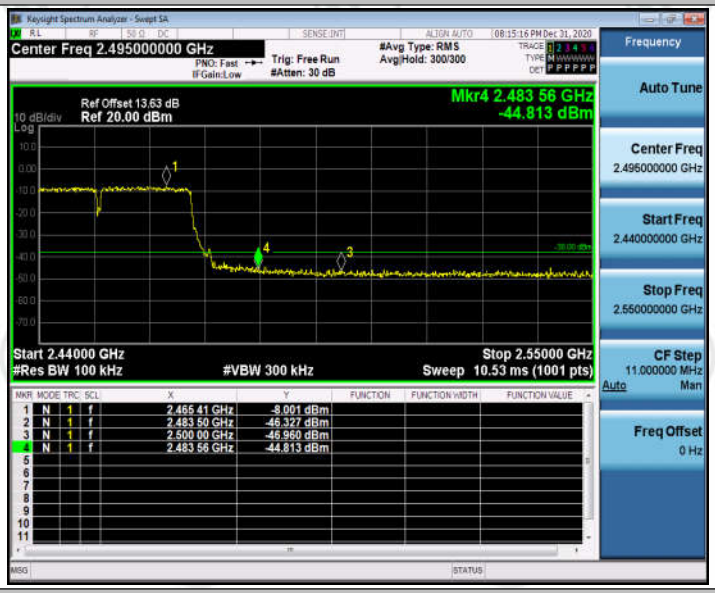

11N40SISO_Ant1_High_2452

Appendix F :Conducted Spurious Emission

Test Result

Test Mode	Antenna	Channel	Freq Range [Mhz]	Ref Level [dBm]	Result [dBm]	Limit [dBm]	Verdict
11B	Ant1	2412	Reference	0.00	0.00	---	PASS
			30~1000	30~1000	-57.828	<=-19.998	PASS
			1000~26500	1000~26500	-50.015	<=-19.998	PASS
		2437	Reference	0.13	0.13	---	PASS
			30~1000	30~1000	-57.313	<=-19.868	PASS
			1000~26500	1000~26500	-49.892	<=-19.868	PASS
		2462	Reference	-0.54	-0.54	---	PASS
			30~1000	30~1000	-57.903	<=-20.542	PASS
			1000~26500	1000~26500	-49.341	<=-20.542	PASS
11G	Ant1	2412	Reference	-2.79	-2.79	---	PASS
			30~1000	30~1000	-57.508	<=-22.789	PASS
			1000~26500	1000~26500	-49.267	<=-22.789	PASS
		2437	Reference	-3.12	-3.12	---	PASS
			30~1000	30~1000	-57.696	<=-23.122	PASS
			1000~26500	1000~26500	-49.514	<=-23.122	PASS
		2462	Reference	-2.57	-2.57	---	PASS
			30~1000	30~1000	-57.825	<=-22.573	PASS
			1000~26500	1000~26500	-49.556	<=-22.573	PASS
11N20SISO	Ant1	2412	Reference	-1.66	-1.66	---	PASS
			30~1000	30~1000	-58.302	<=-21.662	PASS
			1000~26500	1000~265	-49.6	<=-21.6	PASS

				00		62	
		2437	Reference	-1.73	-1.73	---	PASS
			30~1000	30~1000	-57.805	<=-21.726	PASS
			1000~26500	1000~26500	-49.301	<=-21.726	PASS
		2462	Reference	-2.28	-2.28	---	PASS
			30~1000	30~1000	-58.269	<=-22.277	PASS
			1000~26500	1000~26500	-49.248	<=-22.277	PASS

11N40SISO	Ant1	2422	Reference	-4.20	-4.20	---	PASS
			30~1000	30~1000	-57.704	<=-24.197	PASS
			1000~26500	1000~26500	-48.713	<=-24.197	PASS
		2437	Reference	-4.82	-4.82	---	PASS
			30~1000	30~1000	-57.534	<=-24.822	PASS
			1000~26500	1000~26500	-49.188	<=-24.822	PASS
		2452	Reference	-2.97	-2.97	---	PASS
			30~1000	30~1000	-57.913	<=-22.972	PASS
			1000~26500	1000~26500	-48.923	<=-22.972	PASS

Test Graphs

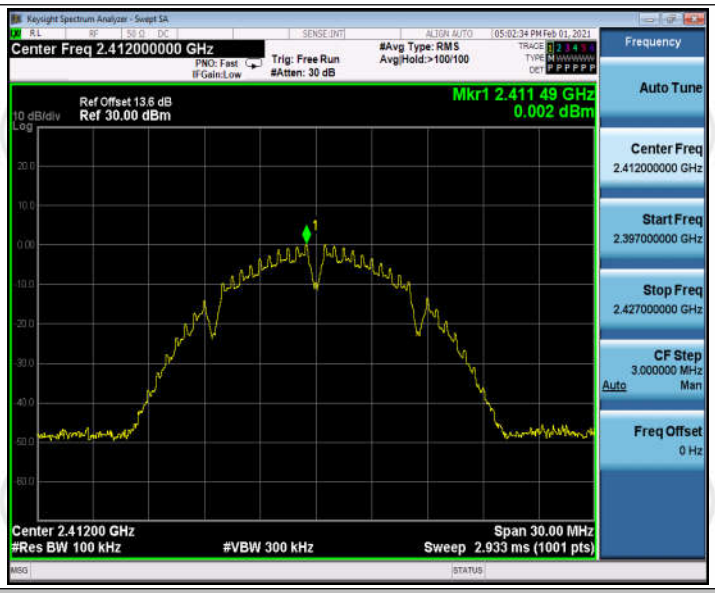

11B_Ant1_2412_0~Reference

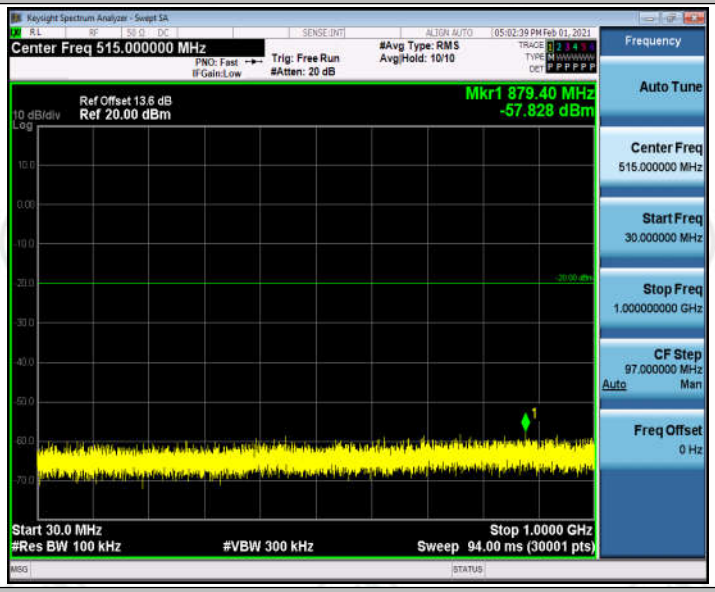

11B_Ant1_2412_30~1000

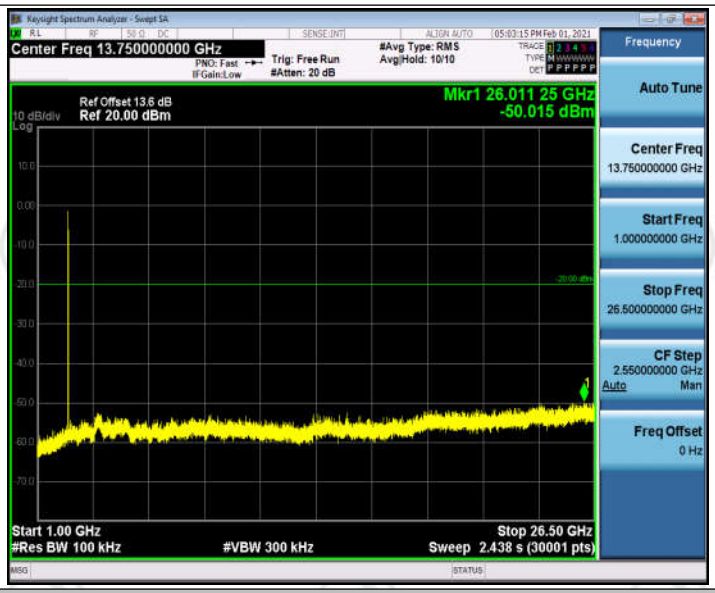

11B_Ant1_2412_1000~26500

11B_Ant1_2437_0~Reference

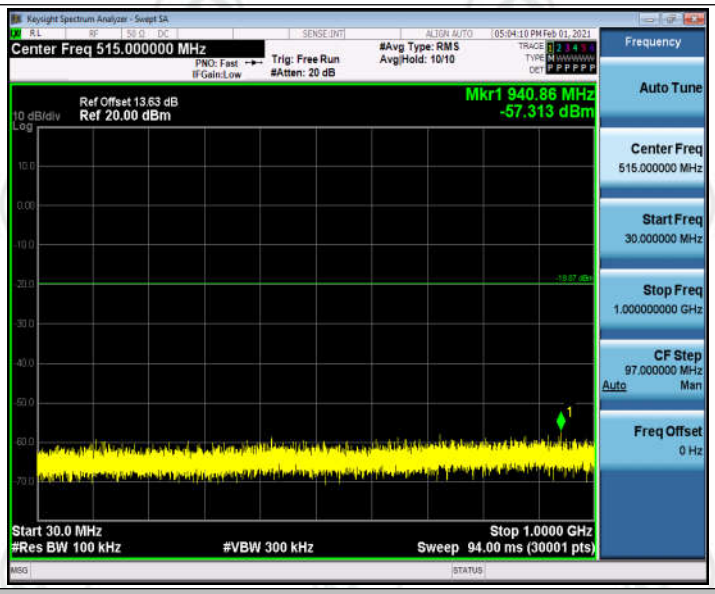

11B_Ant1_2437_30~1000

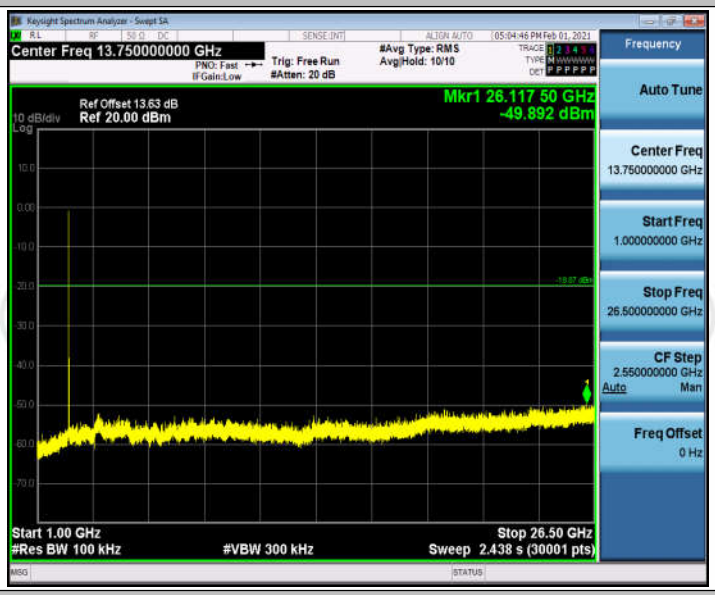

11B_Ant1_2437_1000~26500

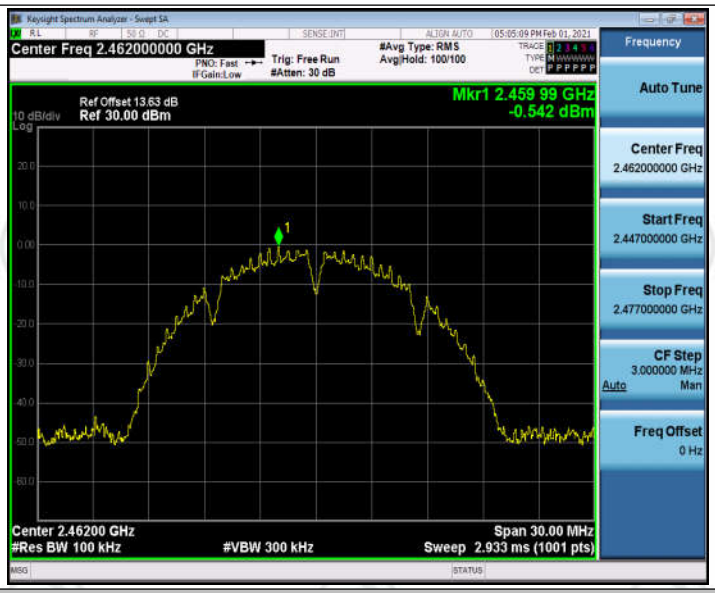

11B_Ant1_2462_0~Reference

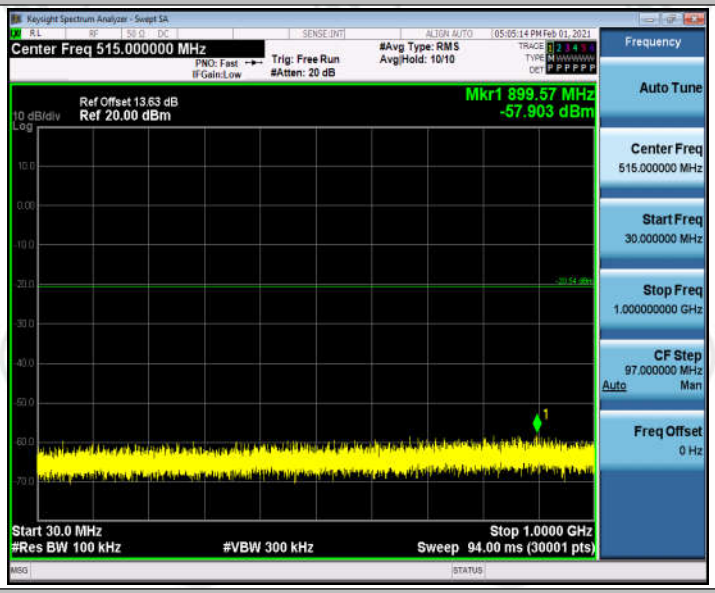

11B_Ant1_2462_30~1000

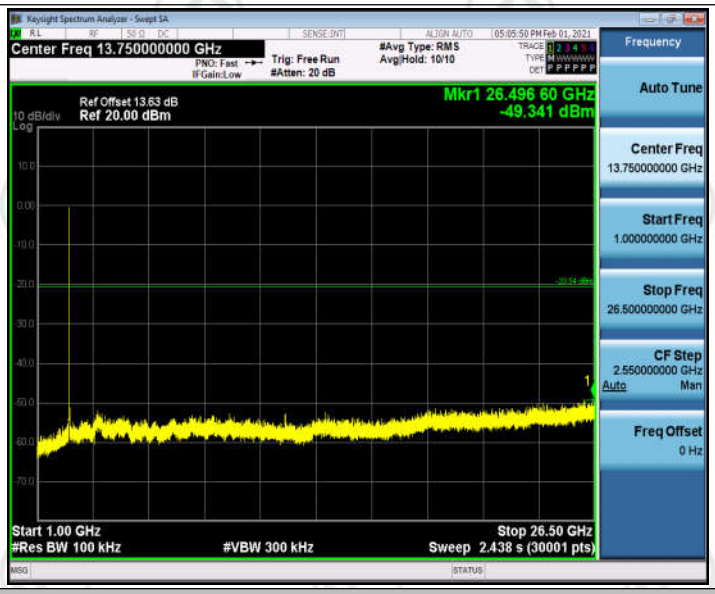

11B_Ant1_2462_1000~26500

11G_Ant1_2412_0~Reference

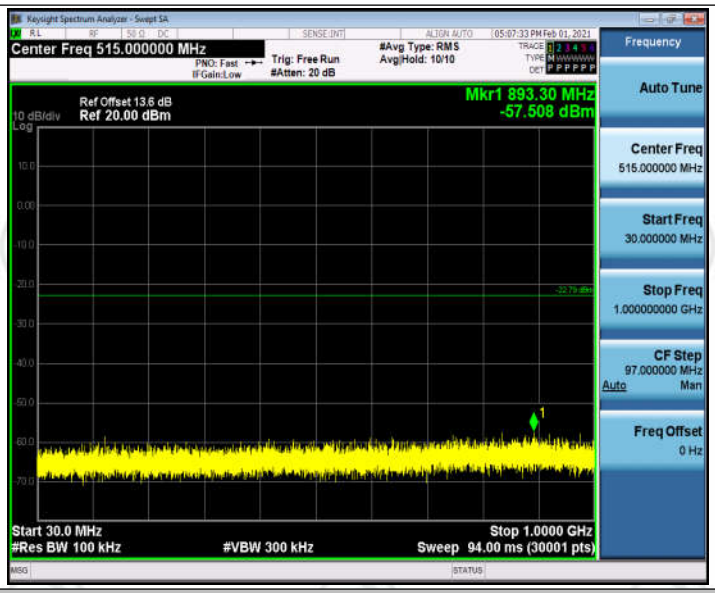

11G_Ant1_2412_30~1000

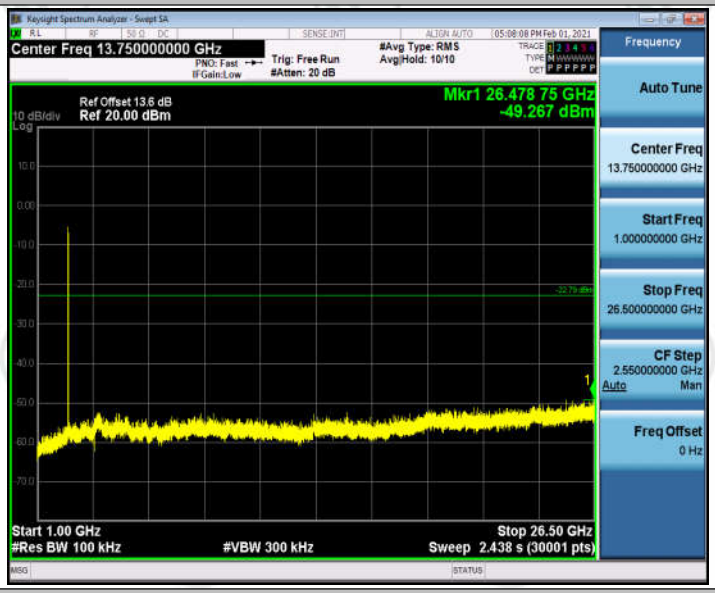

11G_Ant1_2412_1000~26500

11G_Ant1_2437_0~Reference

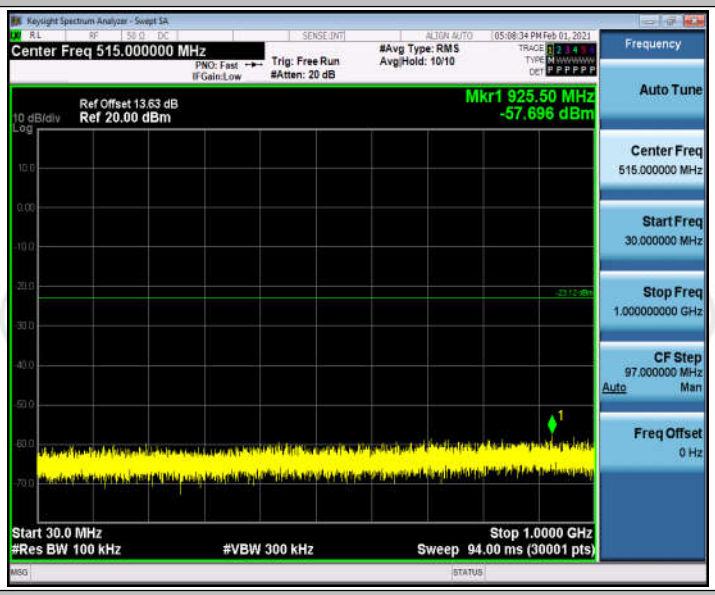

11G_Ant1_2437_30~1000

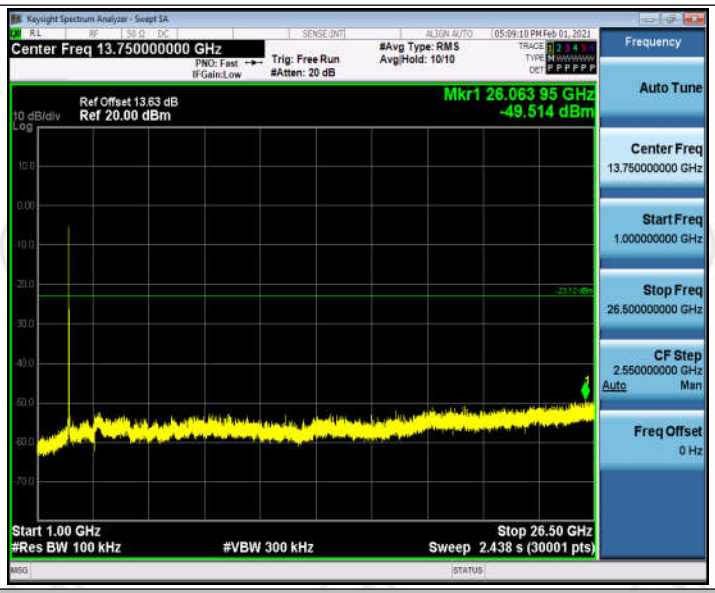

11G_Ant1_2437_1000~26500

11G_Ant1_2462_0~Reference

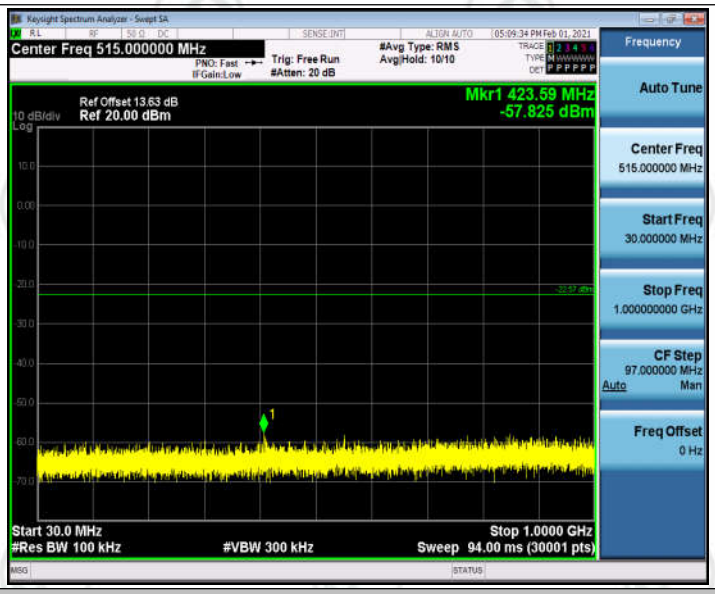

11G_Ant1_2462_30~1000

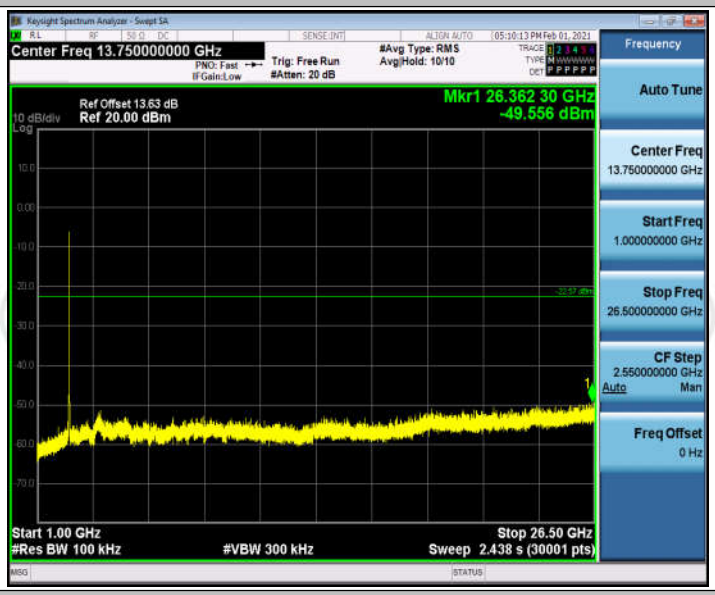

11G_Ant1_2462_1000~26500

11N20SISO_Ant1_2412_0~Reference

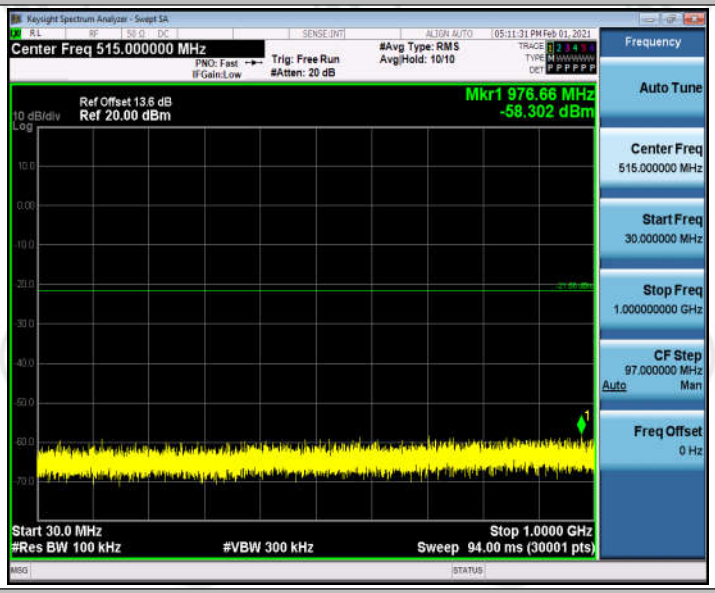

11N20SISO_Ant1_2412_30~1000

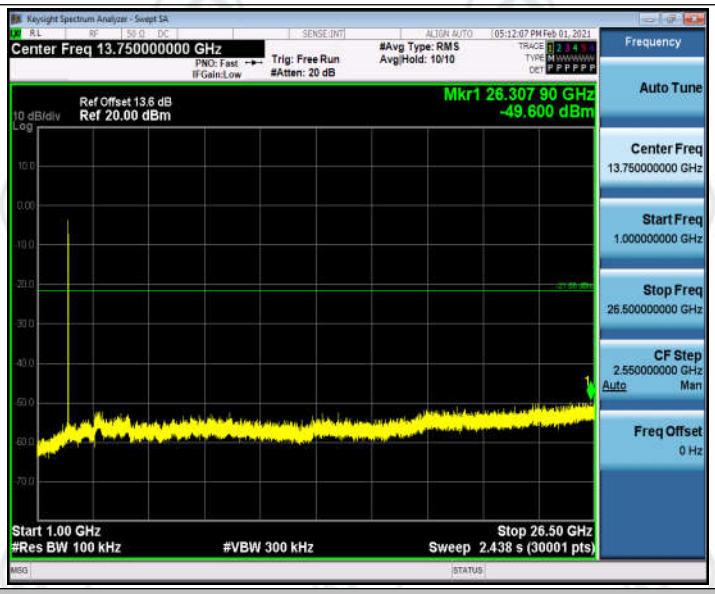

11N20SISO_Ant1_2412_1000~26500

11N20SISO_Ant1_2437_0~Reference

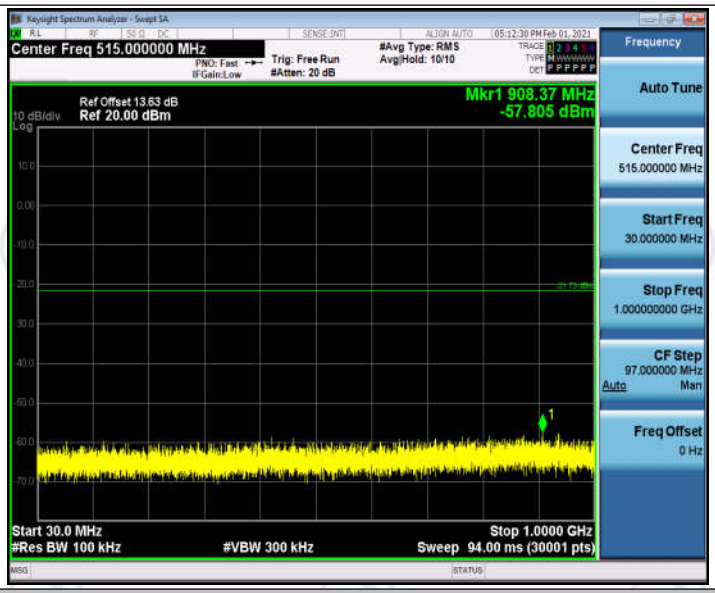

11N20SISO_Ant1_2437_30~1000

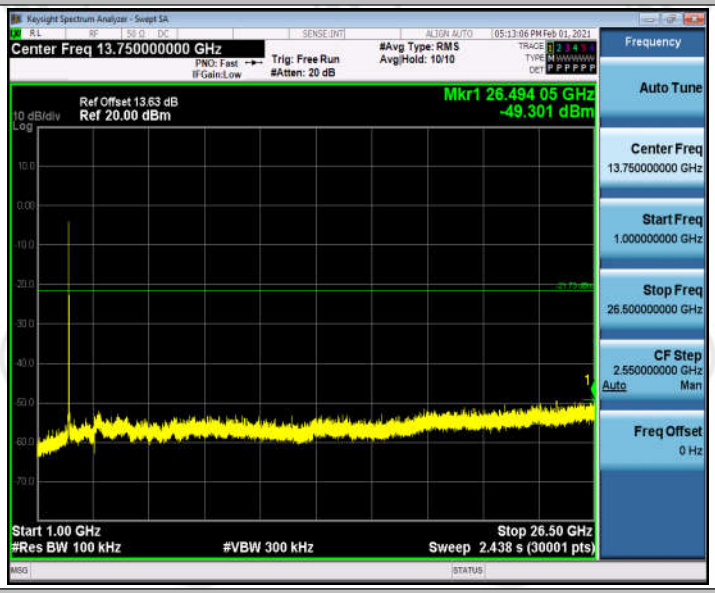

11N20SISO_Ant1_2437_1000~26500

11N20SISO_Ant1_2462_0~Reference

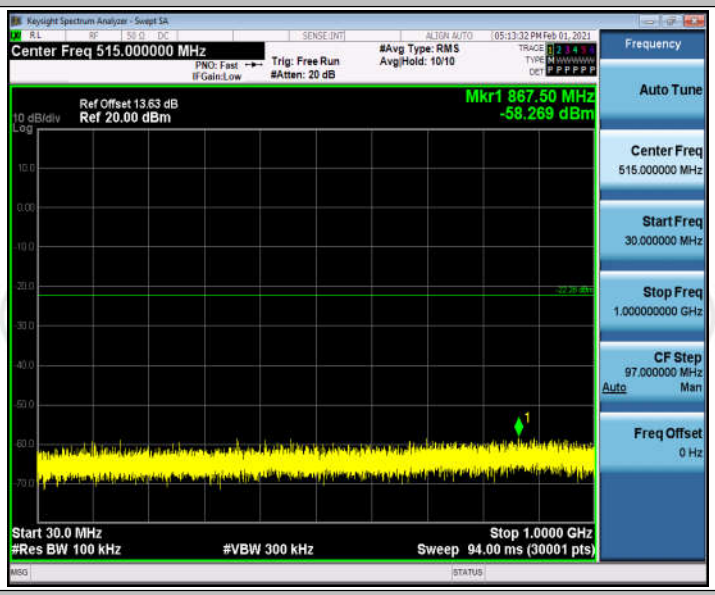

11N20SISO_Ant1_2462_30~1000

11N20SISO_Ant1_2462_1000~26500

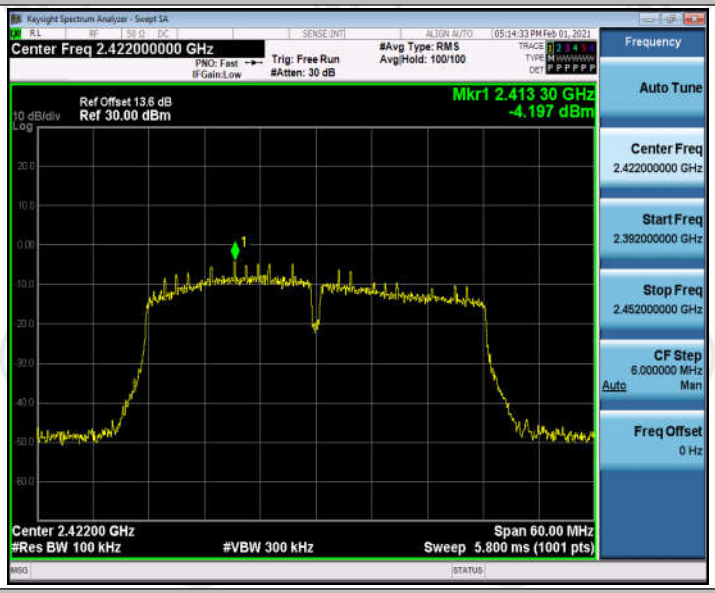

11N40SISO_Ant1_2422_0~Reference

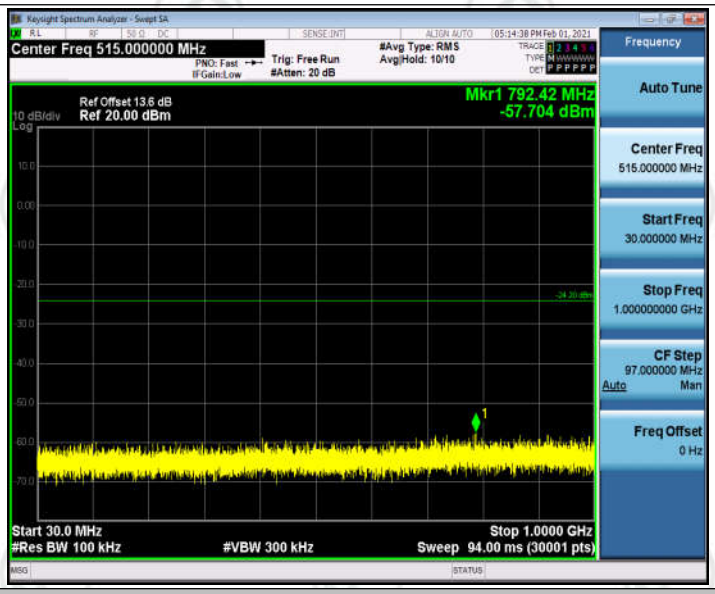

11N40SISO_Ant1_2422_30~1000

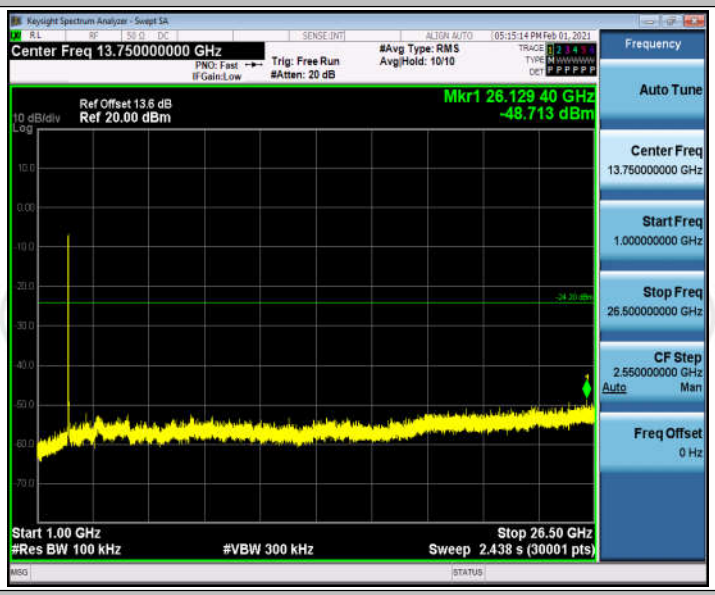

11N40SISO_Ant1_2422_1000~26500

11N40SISO_Ant1_2437_0~Reference

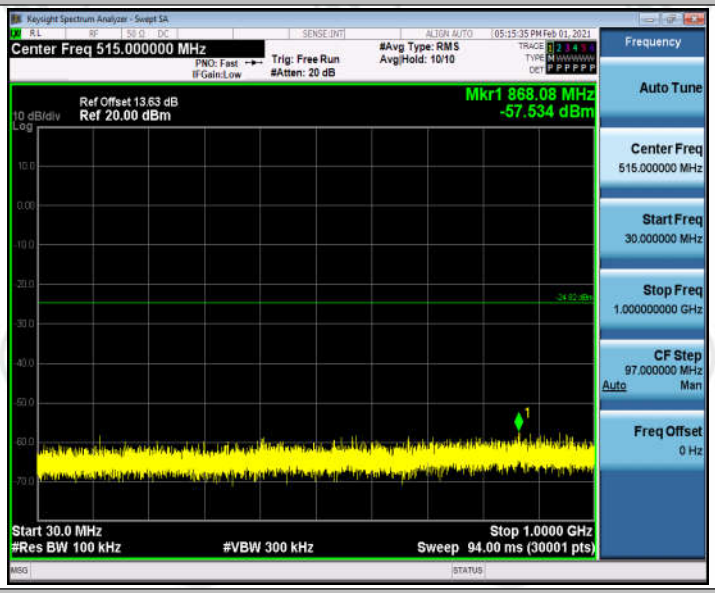

11N40SISO_Ant1_2437_30~1000

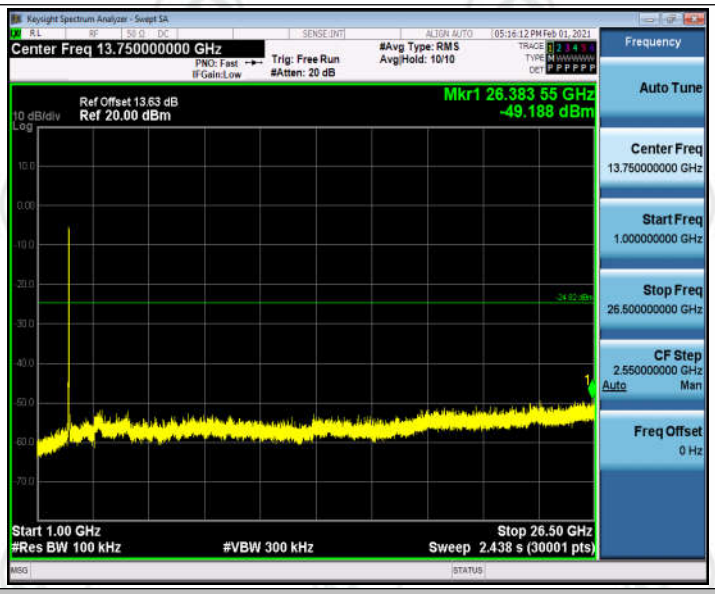

11N40SISO_Ant1_2437_1000~26500

11N40SISO_Ant1_2452_0~Reference

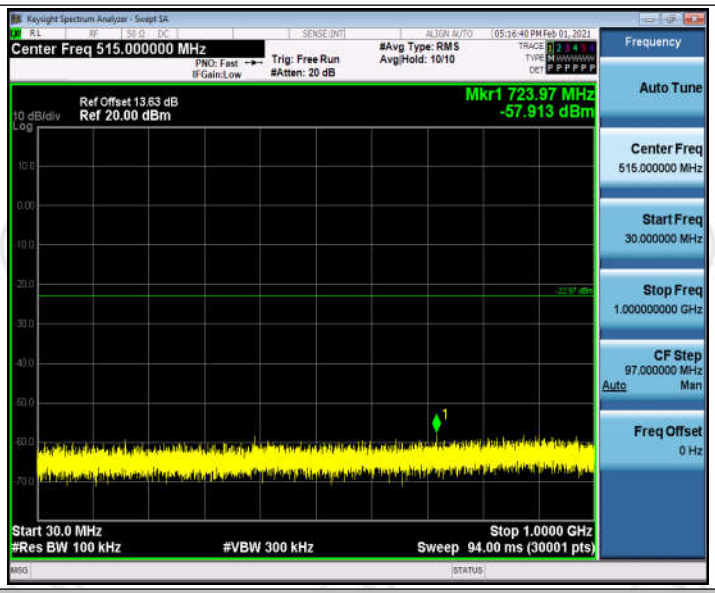

11N40SISO_Ant1_2452_30~1000

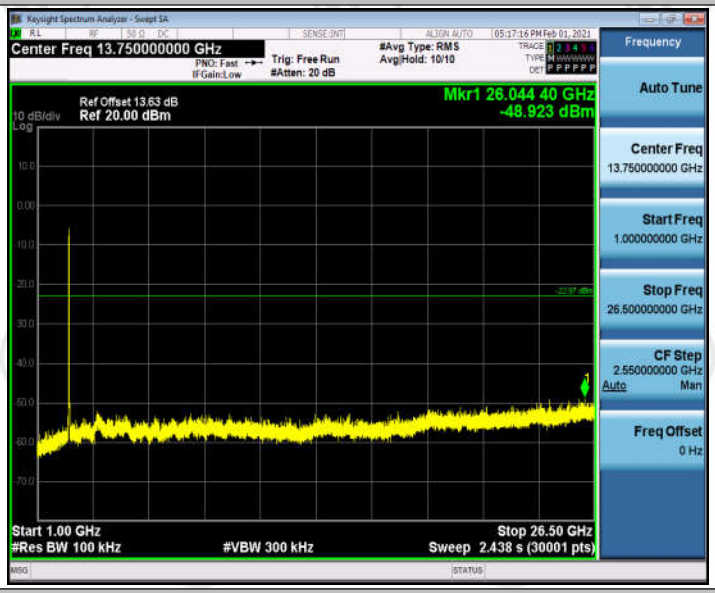

11N40SISO_Ant1_2452_1000~26500

Appendix G: Duty Cycle

Test Result

Test Mode	Antenna	Channel	Transmission Duration [ms]	Transmission Period [ms]	Duty Cycle [%]	Limit	Verdict
11B	Ant1	2412	8.19	8.30	98.63	---	PASS
		2437	8.19	8.26	99.17	---	PASS
		2462	8.19	8.35	98.00	---	PASS
11G	Ant1	2412	1.36	1.53	88.67	---	PASS
		2437	1.36	1.44	94.20	---	PASS
		2462	1.36	1.41	95.97	---	PASS
11N20SISO	Ant1	2412	1.27	1.42	89.71	---	PASS
		2437	1.27	1.43	89.07	---	PASS
		2462	1.27	1.37	92.61	---	PASS
11N40SISO	Ant1	2422	0.63	0.79	80.16	---	PASS
		2437	0.63	0.79	80.16	---	PASS
		2452	0.63	0.80	78.52	---	PASS

Test Graphs

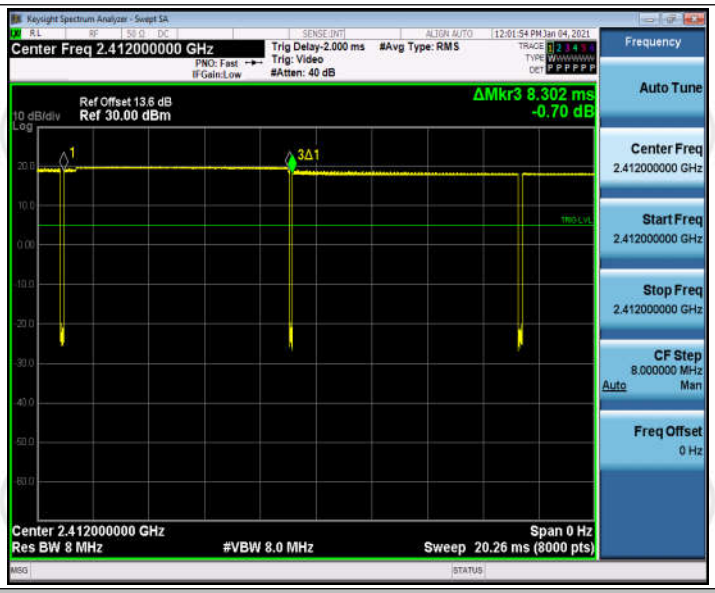

11B_Ant1_2412

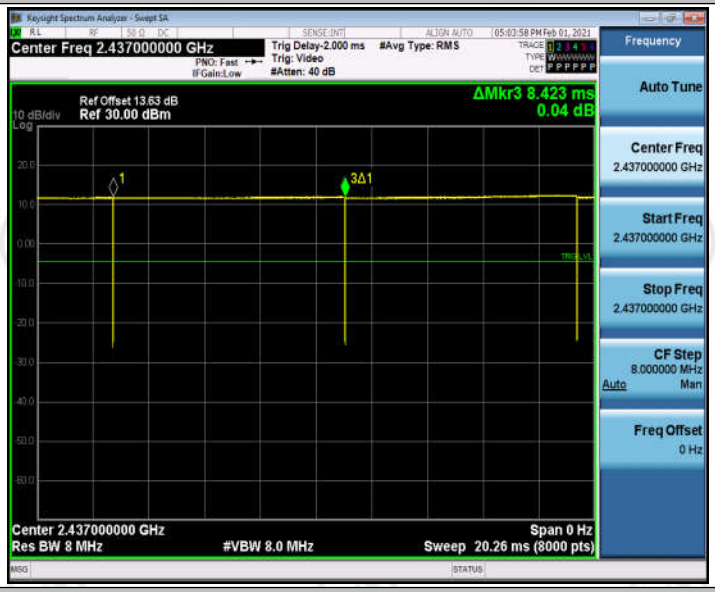

11B_Ant1_2437

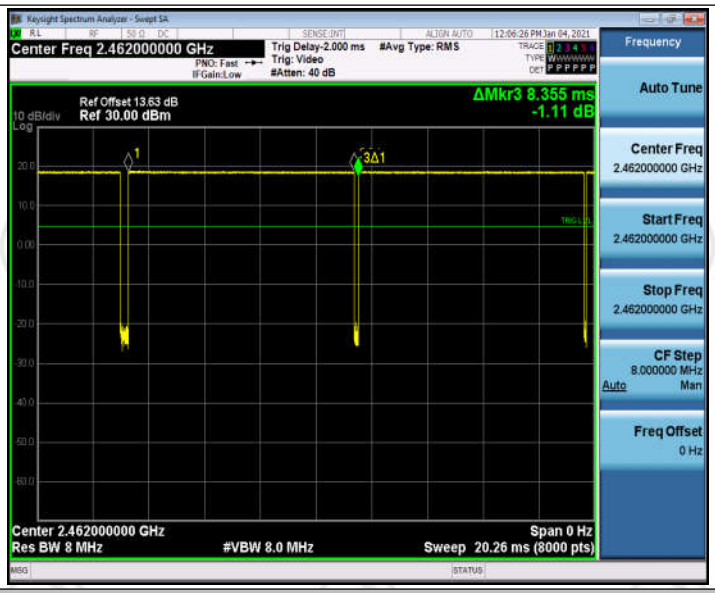

11B_Ant1_2462

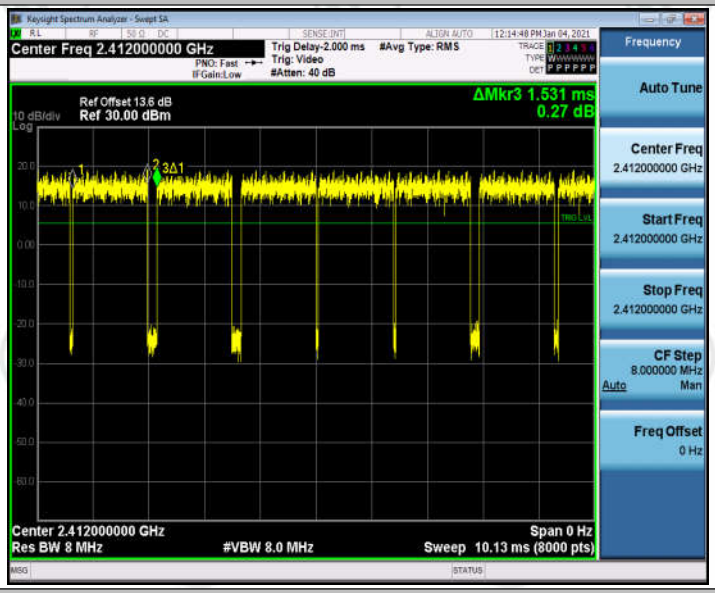

11G_Ant1_2412

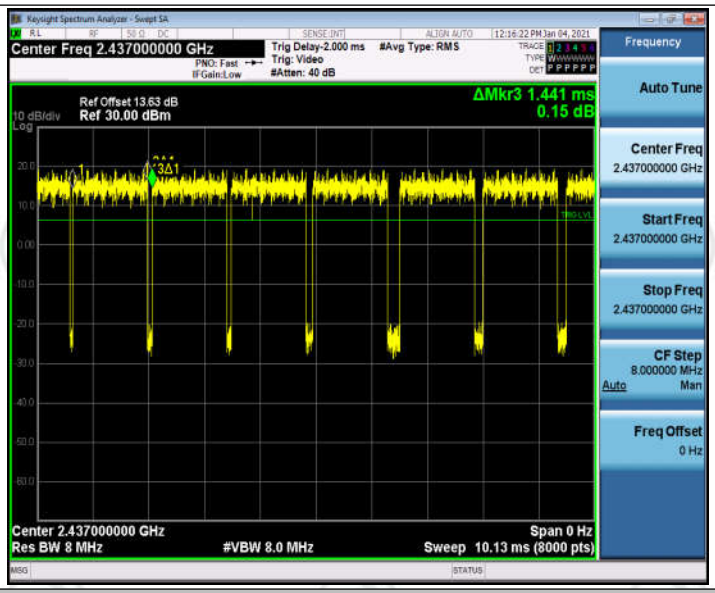

11G_Ant1_2437

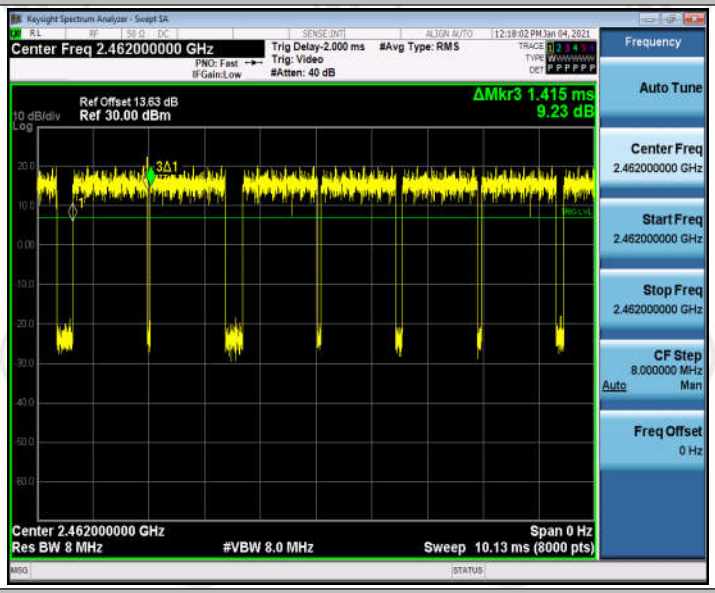

11G_Ant1_2462

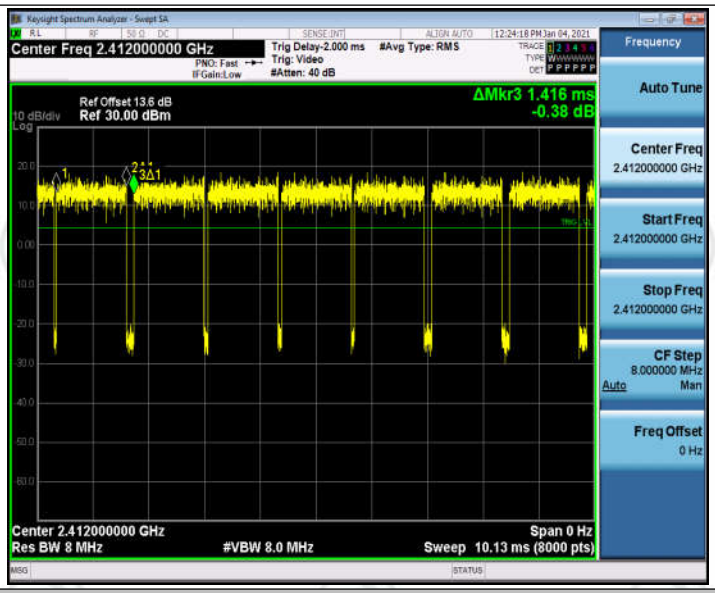

11N20SISO_Ant1_2412

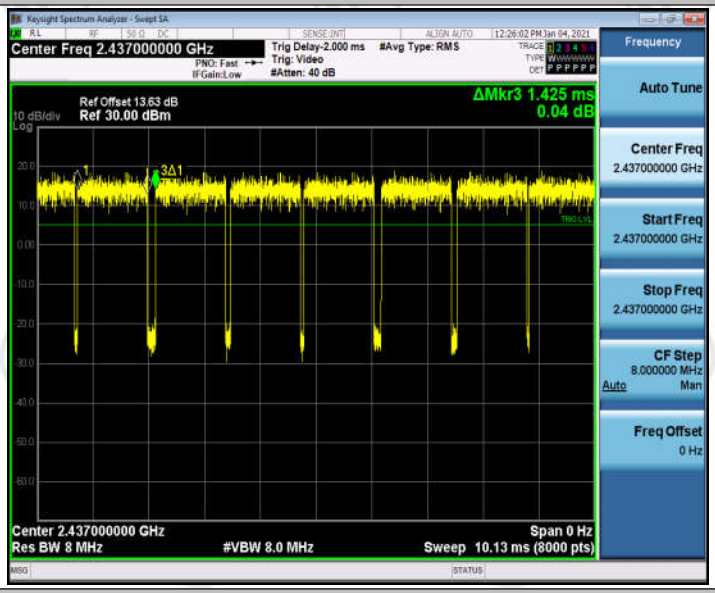

11N20SISO_Ant1_2437

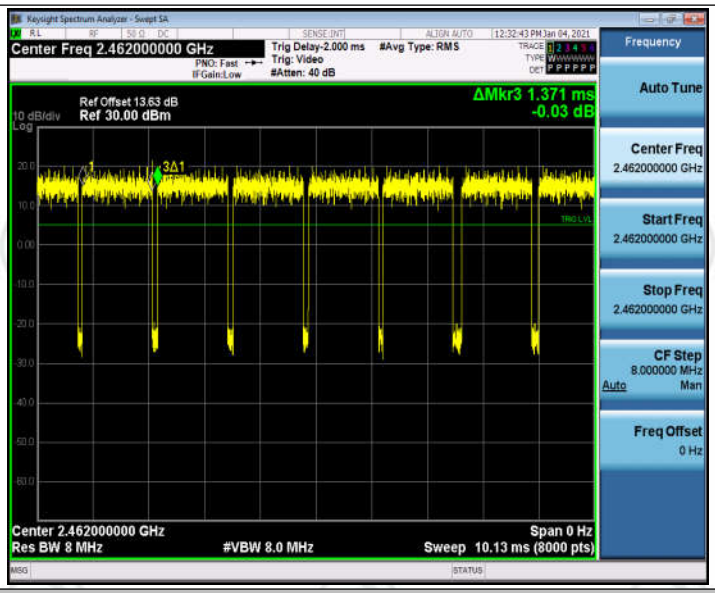

11N20SISO_Ant1_2462

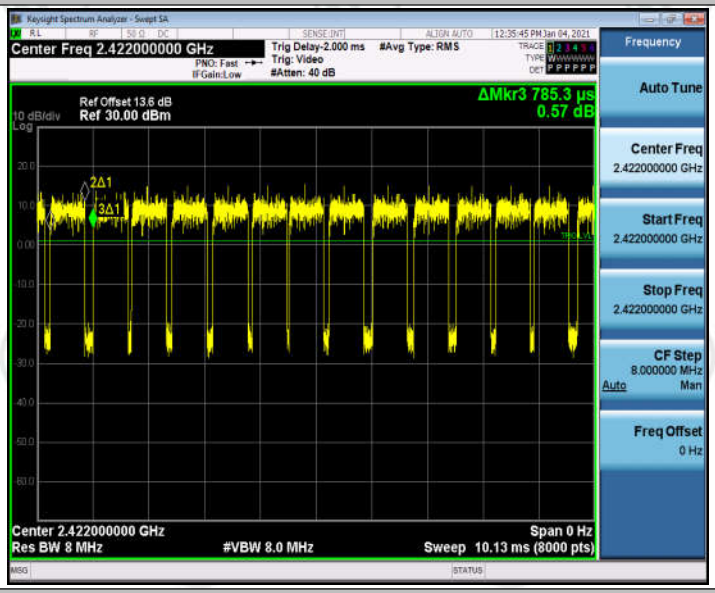

11N40SISO_Ant1_2422

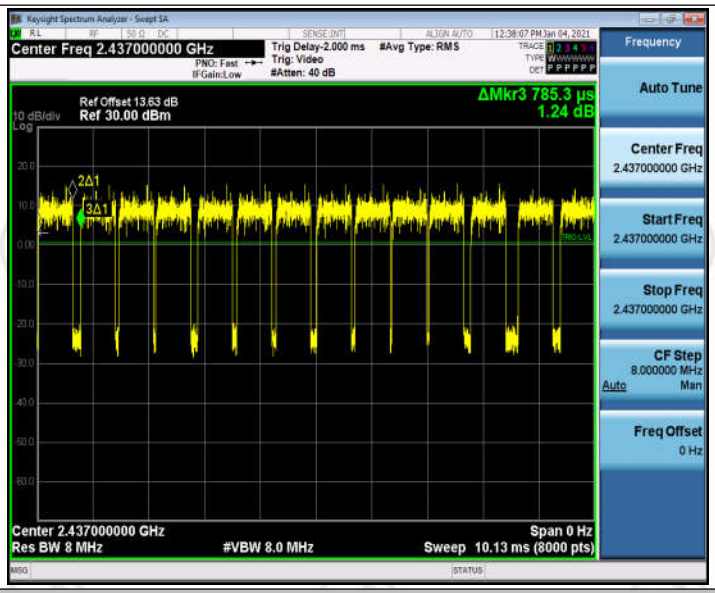

11N40SISO_Ant1_2437

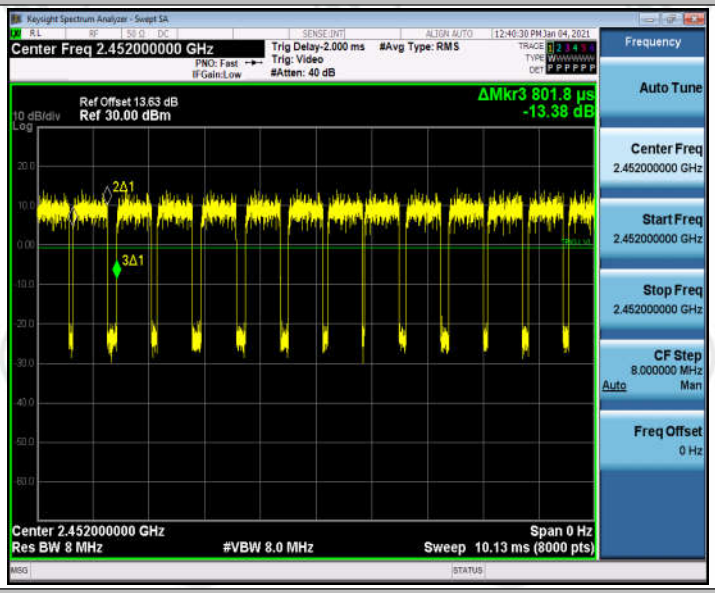

11N40SISO_Ant1_2452

*** End of Report ***