Appendix : Bluetooth BR&EDR

Contents

Contents 2

Appendix A: 20dB Emission Bandwidth 4

Test Result 4

Test Graphs 5

Appendix B: Occupied Channel Bandwidth 8

Test Result 8

Test Graphs 9

Appendix C: Maximum conducted output power 12

Test Result 12

Test Graphs 13

Appendix D: Carrier frequency separation 16

Test Result 16

Test Graphs 17

Appendix E: Time of occupancy 20

Test Result 20

Test Graphs 21

Appendix F: Number of hopping channels 27

Test Result 27

Test Graphs 28

Appendix G:Band edge measurements 29

Test Result.....29

Test Graphs.....30

Appendix H:Conducted Spurious Emission.....34

Test Result.....34

Test Graphs.....35

Appendix I: Duty Cycle..... 44

Test Result.....44

Test Graphs.....45

Appendix A: 20dB Emission Bandwidth

Test Result

Test Mode	Antenna	Channel	20db EBW[MHz]	FL[MHz]	FH[MHz]	Limit[MHz]	Verdict
DH5	Ant1	2402	0.930	2401.544	2402.474	---	PASS
		2441	0.933	2440.544	2441.477	---	PASS
		2480	0.870	2479.598	2480.468	---	PASS
2DH5	Ant1	2402	1.326	2401.331	2402.657	---	PASS
		2441	1.272	2440.382	2441.654	---	PASS
		2480	1.350	2479.322	2480.672	---	PASS

Test Graphs

DH5_Ant1_2402

DH5_Ant1_2441

DH5_Ant1_2480

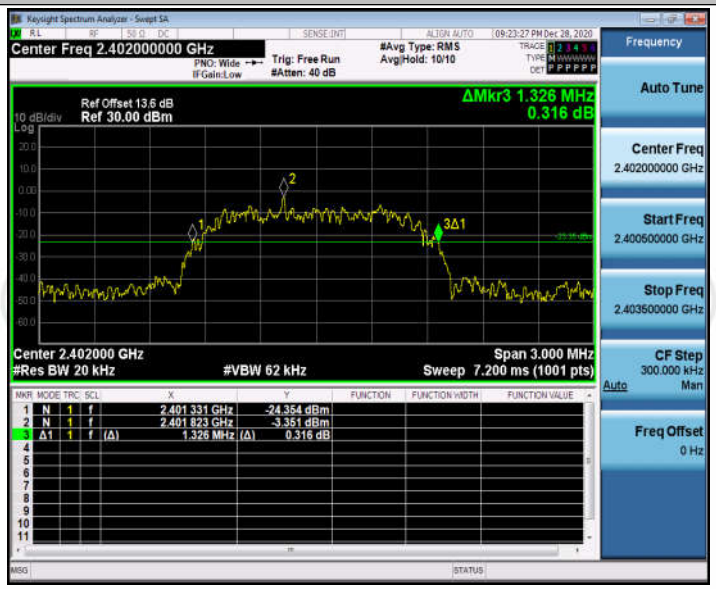

2DH5_Ant1_2402

2DH5_Ant1_2441

2DH5_Ant1_2480

Appendix B: Occupied Channel Bandwidth

Test Result

Test Mode	Antenna	Channel	OCB [MHz]	FL[MHz]	FH[MHz]	Limit[MHz]	Verdict
DH5	Ant1	2402	0.88494	2401.555	2402.440	---	PASS
		2441	0.84418	2440.572	2441.416	---	PASS
		2480	0.82777	2479.587	2480.415	---	PASS
2DH5	Ant1	2402	1.1840	2401.401	2402.585	---	PASS
		2441	1.1933	2440.387	2441.580	---	PASS
		2480	1.2002	2479.401	2480.602	---	PASS

Test Graphs

DH5_Ant1_2402

DH5_Ant1_2441

DH5_Ant1_2480

2DH5_Ant1_2402

2DH5_Ant1_2441

2DH5_Ant1_2480

Appendix C: Maximum conducted output power

Test Result

Test Mode	Antenna	Channel	Result[dBm]	Limit[dBm]	Verdict
DH5	Ant1	2402	3.44	<=30	PASS
		2441	3.18	<=30	PASS
		2480	2.63	<=30	PASS
2DH5	Ant1	2402	4.37	<=20.97	PASS
		2441	4.12	<=20.97	PASS
		2480	3.66	<=20.97	PASS

Test Graphs

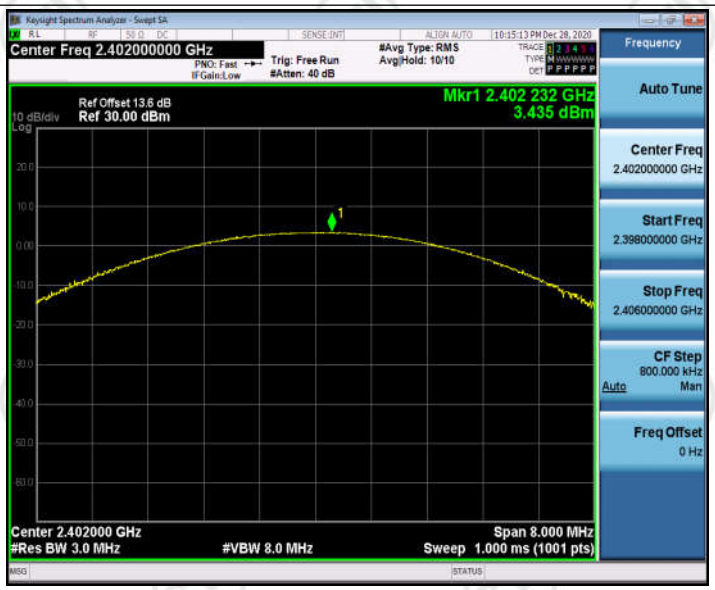

DH5_Ant1_2402

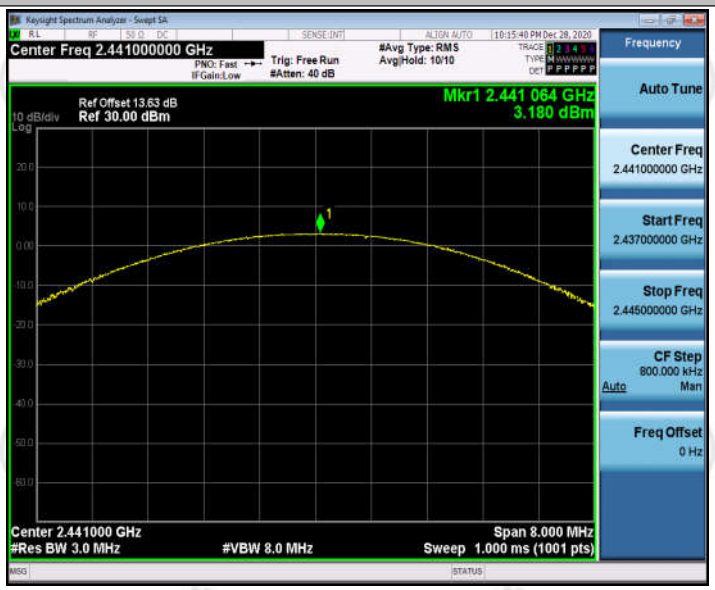

DH5_Ant1_2441

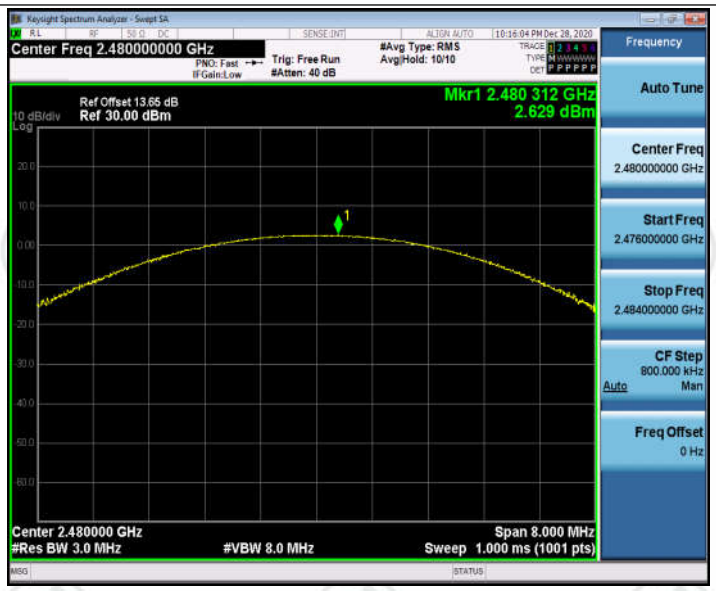

DH5_Ant1_2480

2DH5_Ant1_2402

2DH5_Ant1_2441

2DH5_Ant1_2480

Appendix D: Carrier frequency separation

Test Result

Test Mode	Antenna	Channel	Result[MHz]	Limit[MHz]	Verdict
DH5	Ant1	Hop_2402	1.074	>=0.025	PASS
		Hop_2441	0.96	>=0.025	PASS
		Hop_2480	1.05	>=0.025	PASS
2DH5	Ant1	Hop_2402	0.984	>=0.025	PASS
		Hop_2441	1.138	>=0.025	PASS
		Hop_2480	1.016	>=0.025	PASS

Test Graphs

DH5_Ant1_Hop_2402

DH5_Ant1_Hop_2441

DH5_Ant1_Hop_2480

2DH5_Ant1_Hop_2402

2DH5_Ant1_Hop_2441

2DH5_Ant1_Hop_2480

Appendix E: Time of occupancy

Test Result

Test Mode	Antenna	Channel	Burst Width [ms]	Total Hops [Num]	Result[s]	Limit[s]	Verdict
DH1	Ant1	Hop	2.88	100	0.288	<=0.4	PASS
DH3	Ant1	Hop	2.88	90	0.259	<=0.4	PASS
DH5	Ant1	Hop	2.88	80	0.23	<=0.4	PASS
2DH1	Ant1	Hop	2.88	80	0.231	<=0.4	PASS
2DH3	Ant1	Hop	2.88	60	0.173	<=0.4	PASS
2DH5	Ant1	Hop	2.88	80	0.231	<=0.4	PASS

Test Graphs

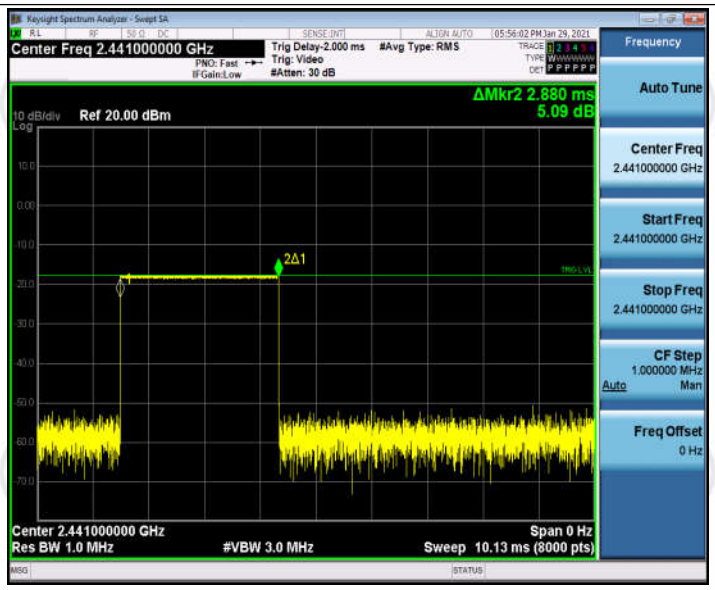

DH1_Ant1_Hop

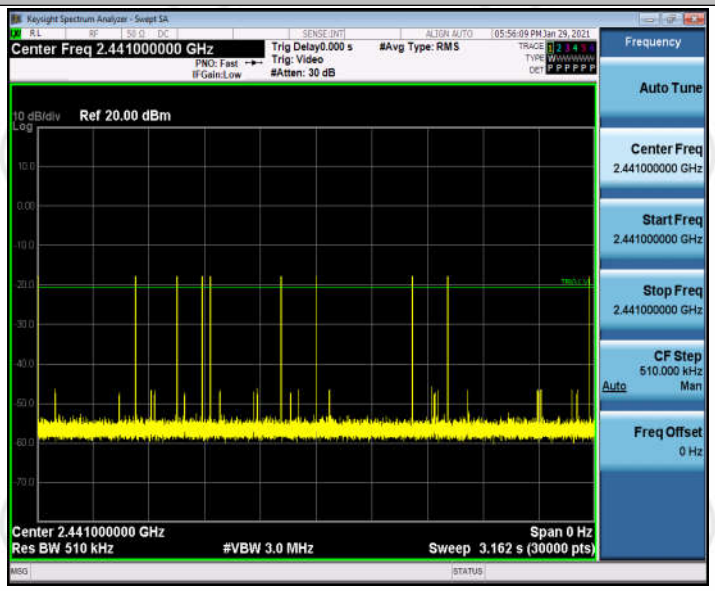

DH1_Ant1_Hop

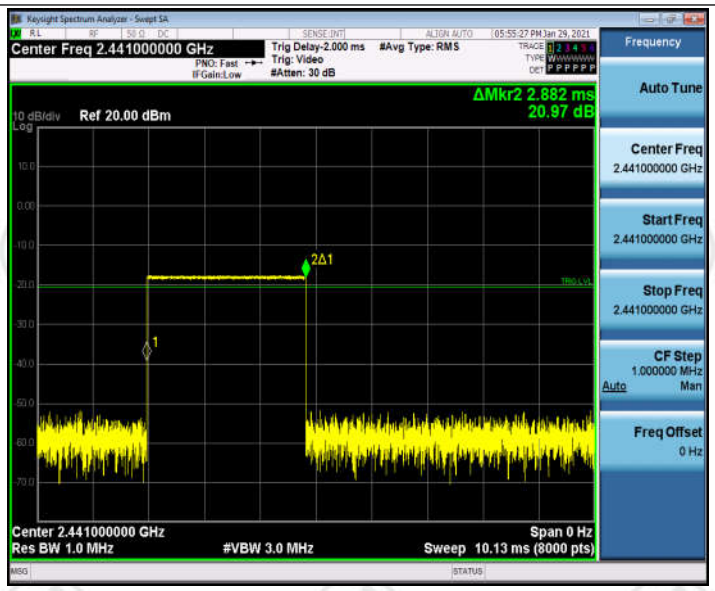

DH3_Ant1_Hop

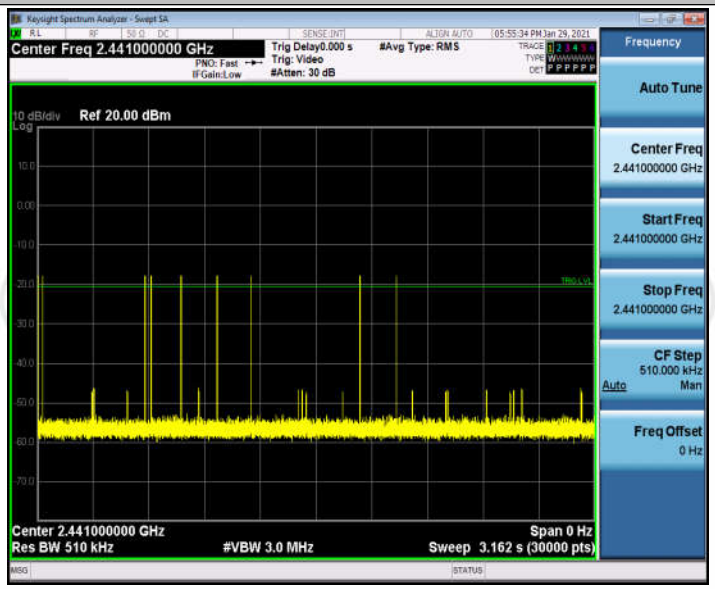

DH3_Ant1_Hop

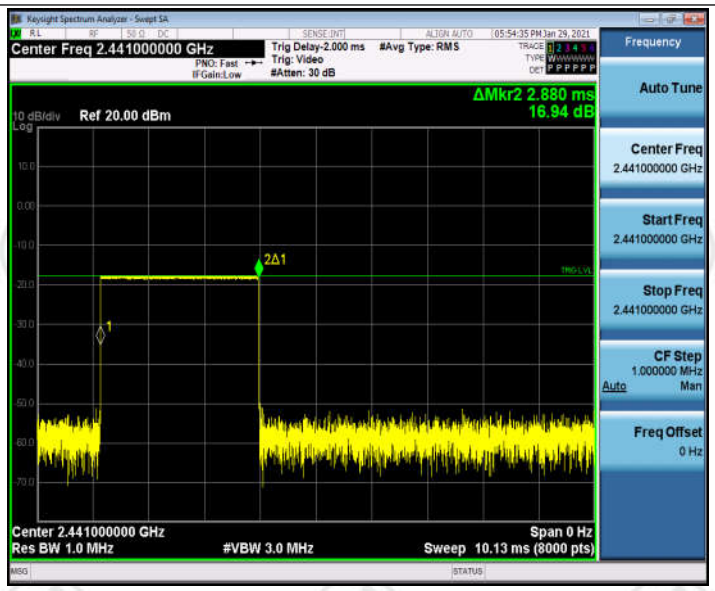

DH5_Ant1_Hop

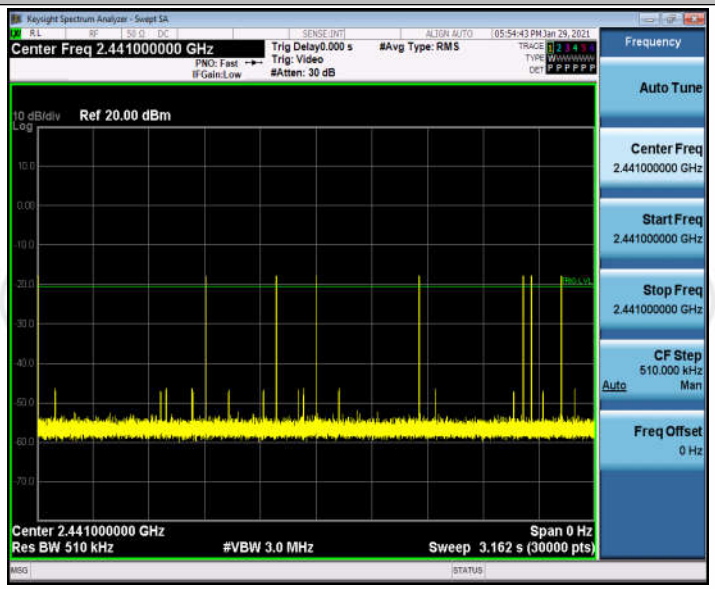

DH5_Ant1_Hop

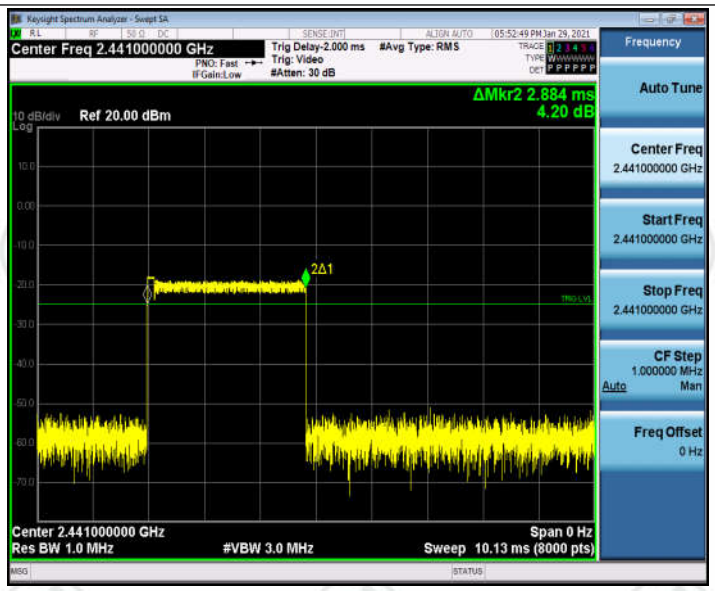

2DH1_Ant1_Hop

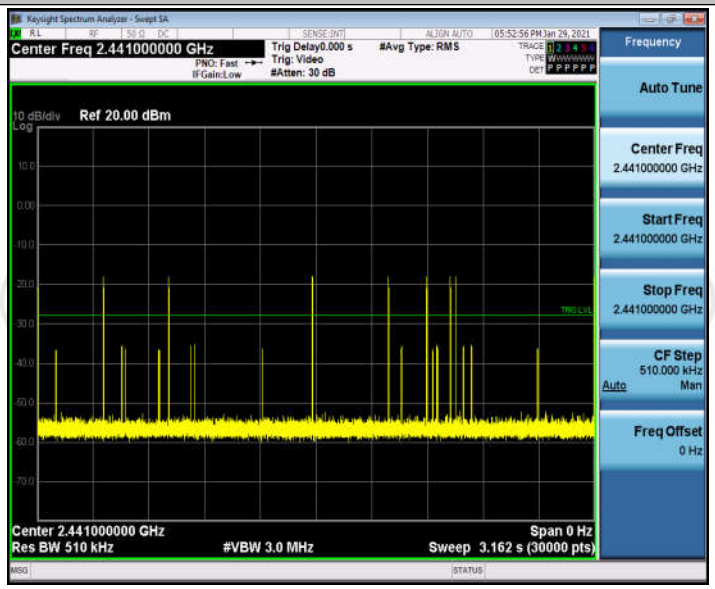

2DH1_Ant1_Hop

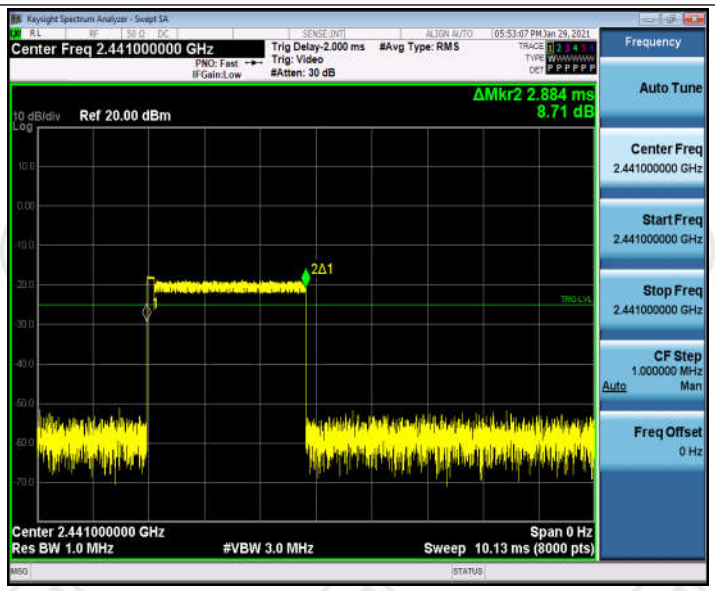

2DH3_Ant1_Hop

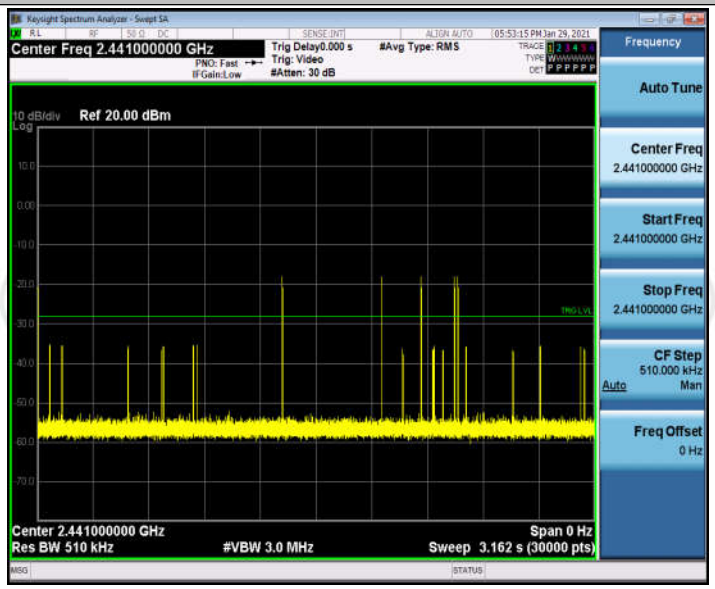

2DH3_Ant1_Hop

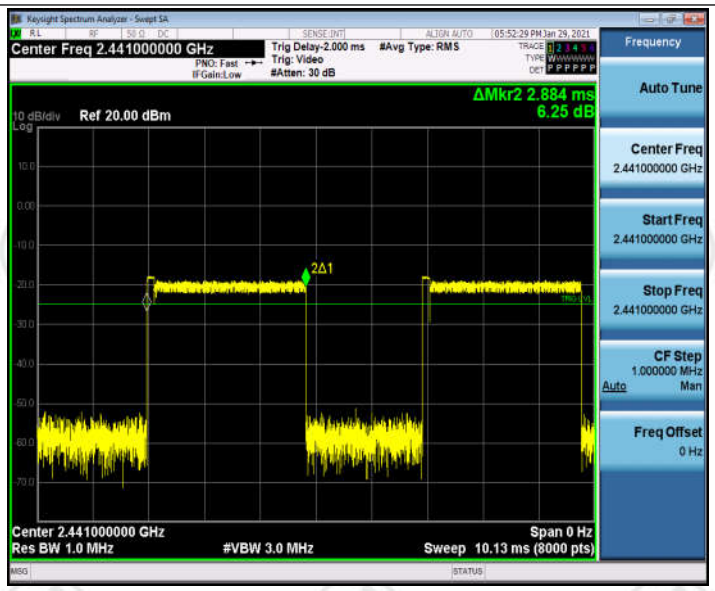

2DH5_Ant1_Hop

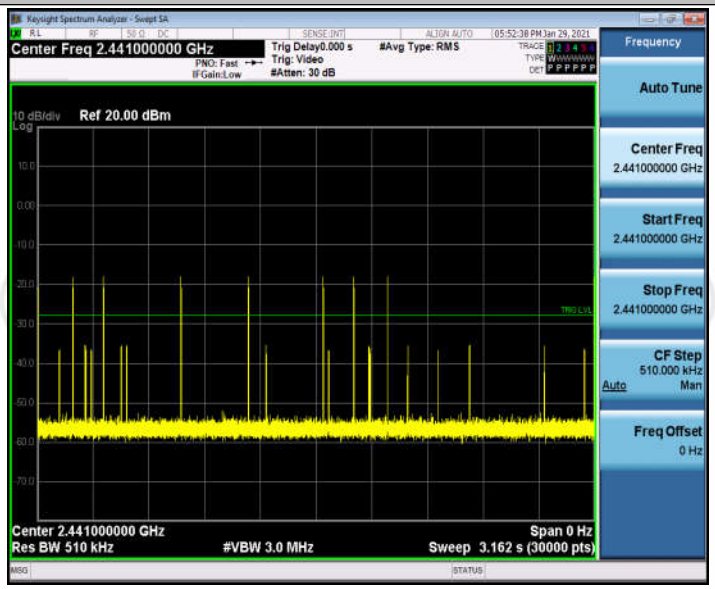

2DH5_Ant1_Hop

Appendix F: Number of hopping channels

Test Result

Test Mode	Antenna	Channel	Result[Num]	Limit[Num]	Verdict
DH5	Ant1	Hop	79	>=15	PASS
2DH5	Ant1	Hop	79	>=15	PASS

Test Graphs

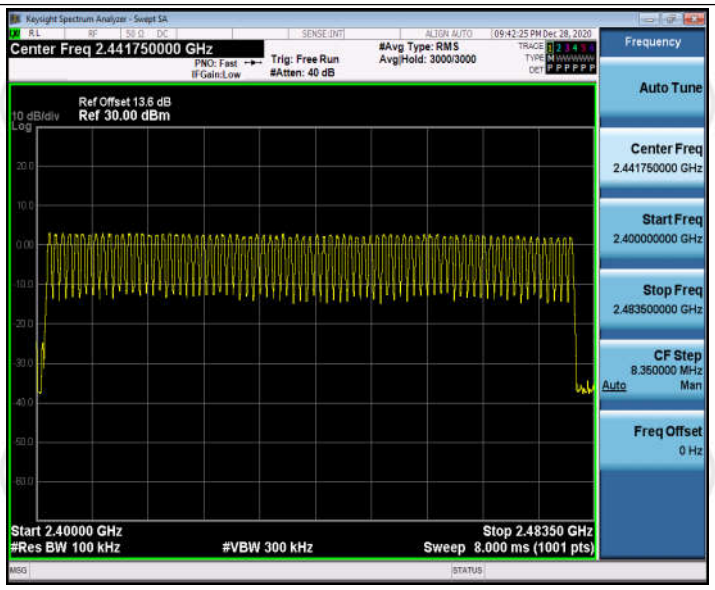

DH5_Ant1_Hop

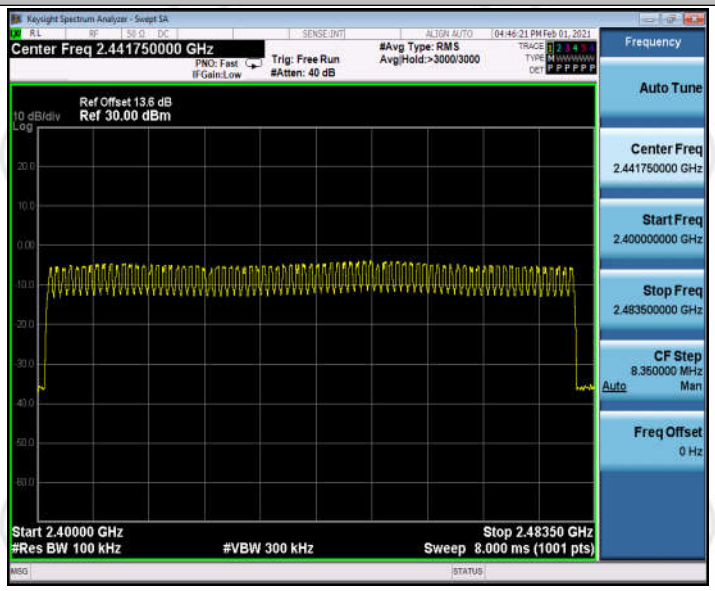

2DH5_Ant1_Hop

Appendix G:Band edge measurements

Test Result

Test Mode	Antenna	Ch Name	Channel	Ref Level [dBm]	Result [dBm]	Limit [dBm]	Verdict
DH5	Ant1	Low	2402	-6.35	-46.36	<=-26.35	PASS
		High	2480	-5.65	-46.95	<=-25.65	PASS
		Low	Hop_2402	-5.35	-45.51	<=-25.35	PASS
		High	Hop_2480	-5.23	-45.41	<=-25.23	PASS
2DH5	Ant1	Low	2402	-6.07	-45.98	<=-26.07	PASS
		High	2480	-5.44	-44.36	<=-25.44	PASS
		Low	Hop_2402	-5.77	-45.66	<=-25.77	PASS
		High	Hop_2480	-5.21	-44.84	<=-25.21	PASS

Test Graphs

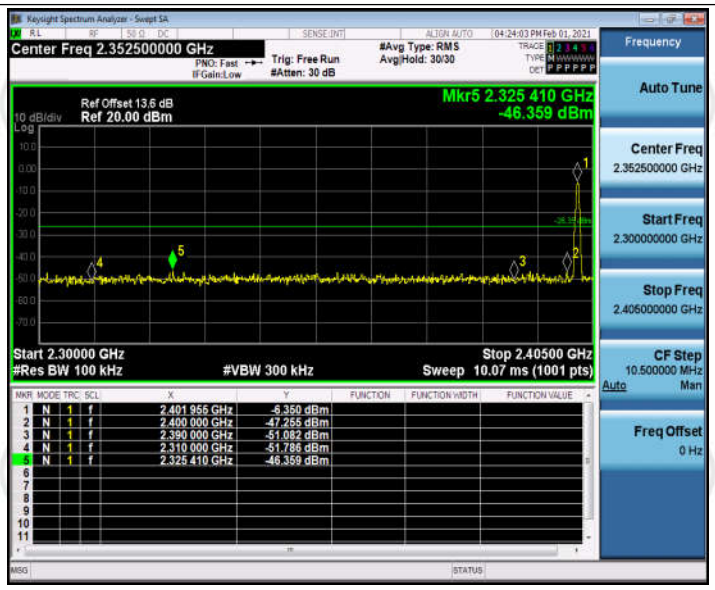

DH5_Ant1_Low_2402

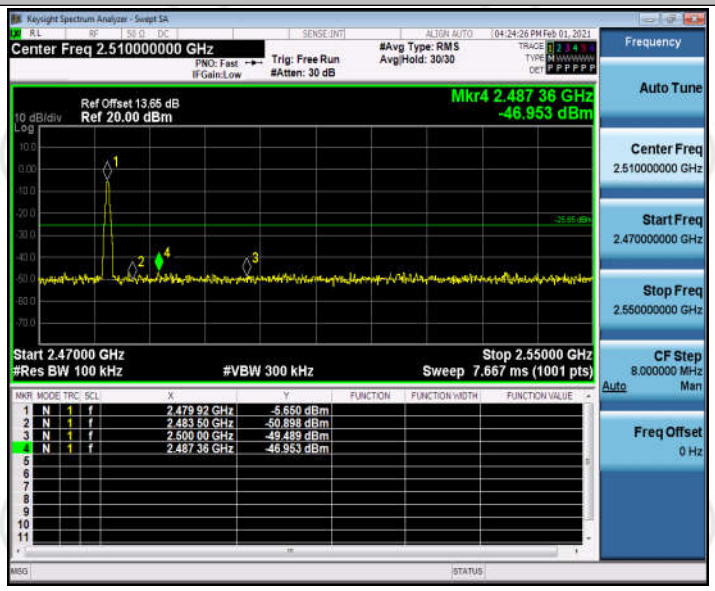

DH5_Ant1_High_2480

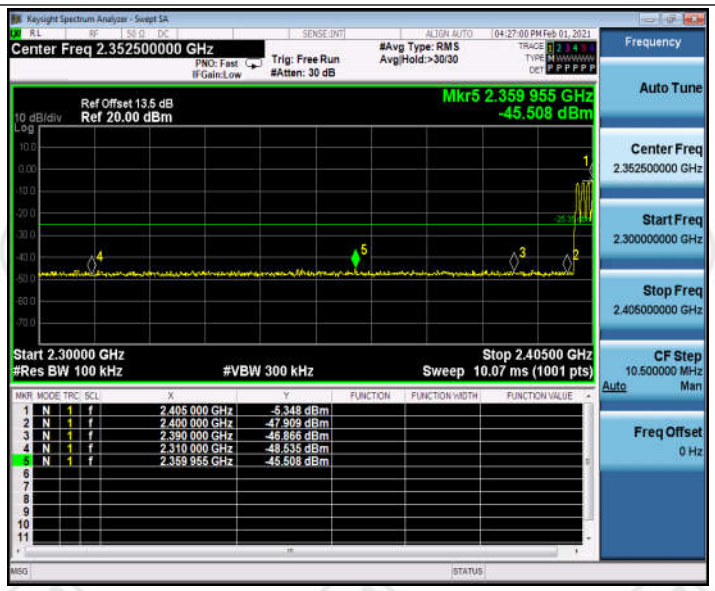

DH5_Ant1_Low_Hop_2402

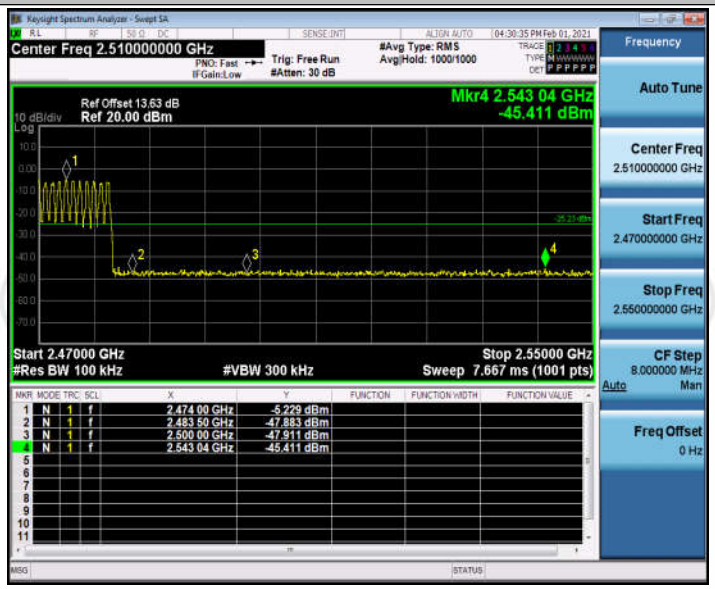

DH5_Ant1_High_Hop_2480

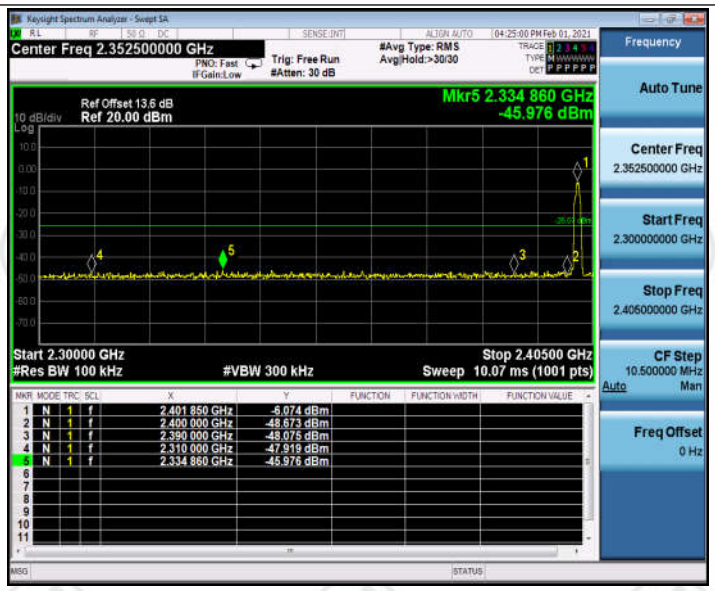

2DH5_Ant1_Low_2402

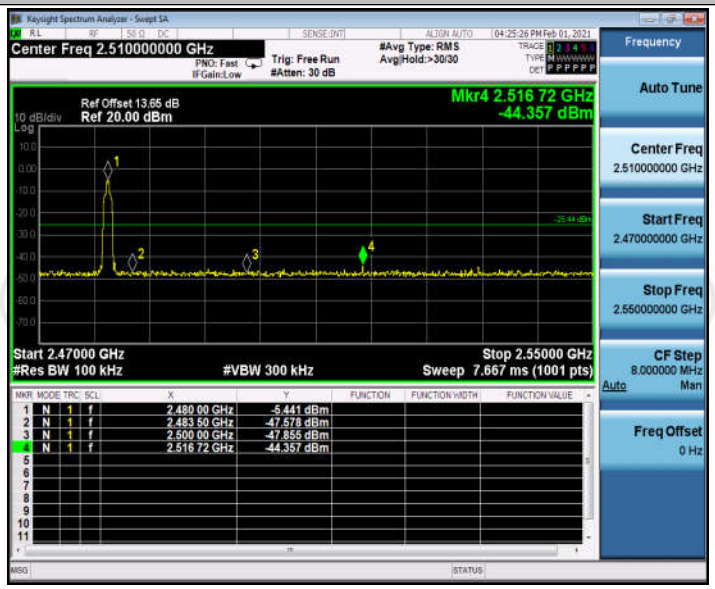

2DH5_Ant1_High_2480

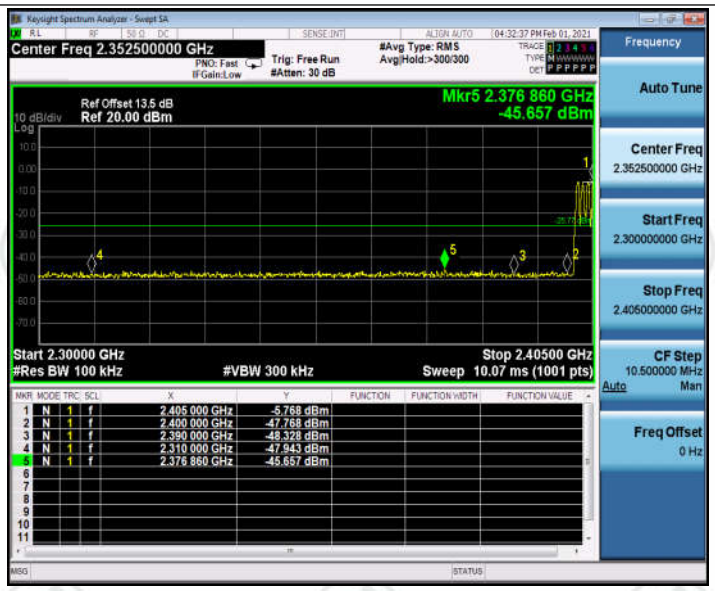

2DH5_Ant1_Low_Hop_2402

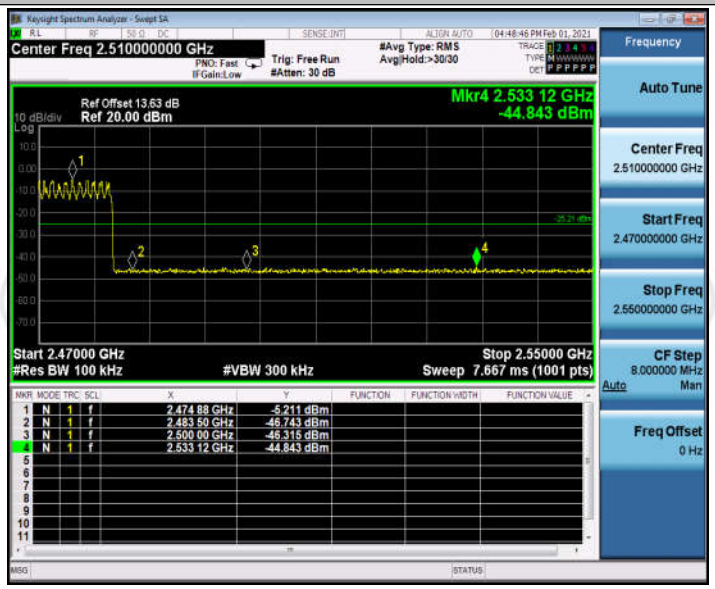

2DH5_Ant1_High_Hop_2480

Appendix H:Conducted Spurious Emission

Test Result

Test Mode	Antenna	Channel	FreqRange [MHz]	RefLevel [dBm]	Result [dBm]	Limit [dBm]	Verdict
DH5	Ant1	2402	Reference	2.43	2.43	---	PASS
			30~1000	30~1000	-57.341	<=-17.573	PASS
			1000~26500	1000~26500	-32.206	<=-17.573	PASS
		2441	Reference	2.69	2.69	---	PASS
			30~1000	30~1000	-56.863	<=-17.309	PASS
			1000~26500	1000~26500	-32.887	<=-17.309	PASS
		2480	Reference	2.02	2.02	---	PASS
			30~1000	30~1000	-39.568	<=-17.979	PASS
			1000~26500	1000~26500	-32.919	<=-17.979	PASS
2DH5	Ant1	2402	Reference	2.76	2.76	---	PASS
			30~1000	30~1000	-57.704	<=-17.24	PASS
			1000~26500	1000~26500	-35.962	<=-17.24	PASS
		2441	Reference	2.69	2.69	---	PASS
			30~1000	30~1000	-57.424	<=-17.307	PASS
			1000~26500	1000~26500	-34.087	<=-17.307	PASS
		2480	Reference	1.88	1.88	---	PASS
			30~1000	30~1000	-57.23	<=-18.121	PASS
			1000~26500	1000~26500	-33.708	<=-18.121	PASS

Test Graphs

DH5_Ant1_2402_0~Reference

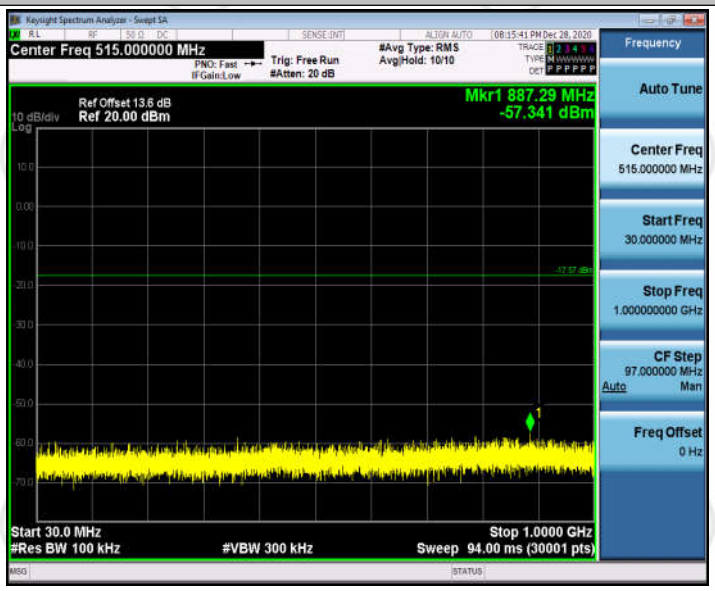

DH5_Ant1_2402_30~1000

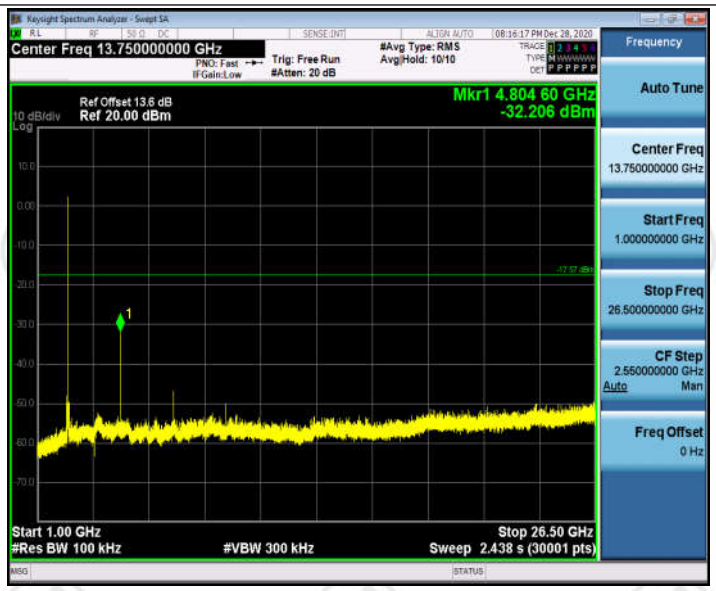

DH5_Ant1_2402_1000~26500

DH5_Ant1_2441_0~Reference

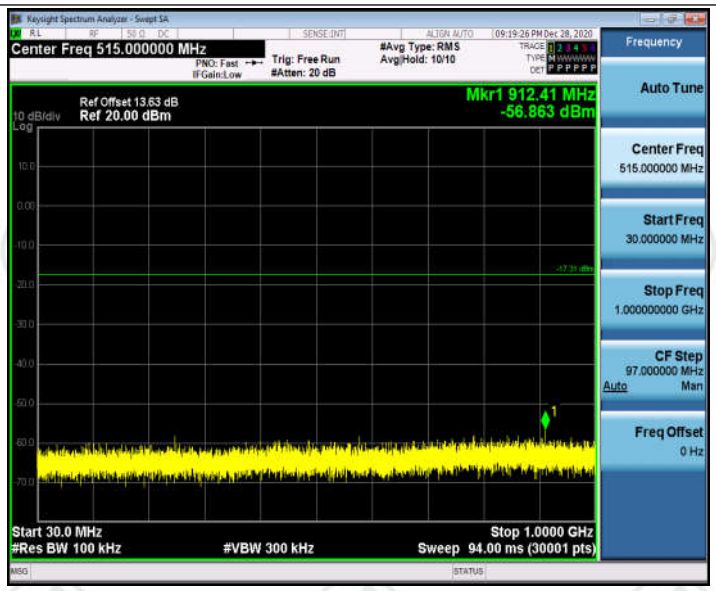

DH5_Ant1_2441_30~1000

DH5_Ant1_2441_1000~26500

DH5_Ant1_2480_0~Reference

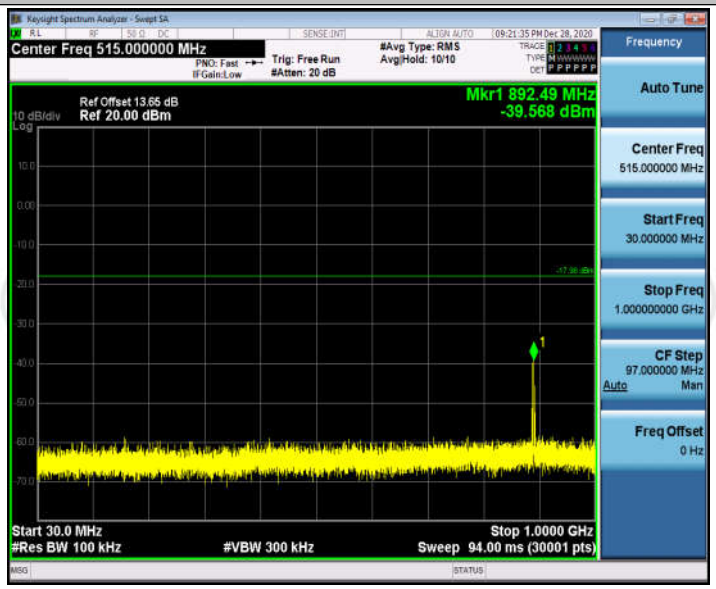

DH5_Ant1_2480_30~1000

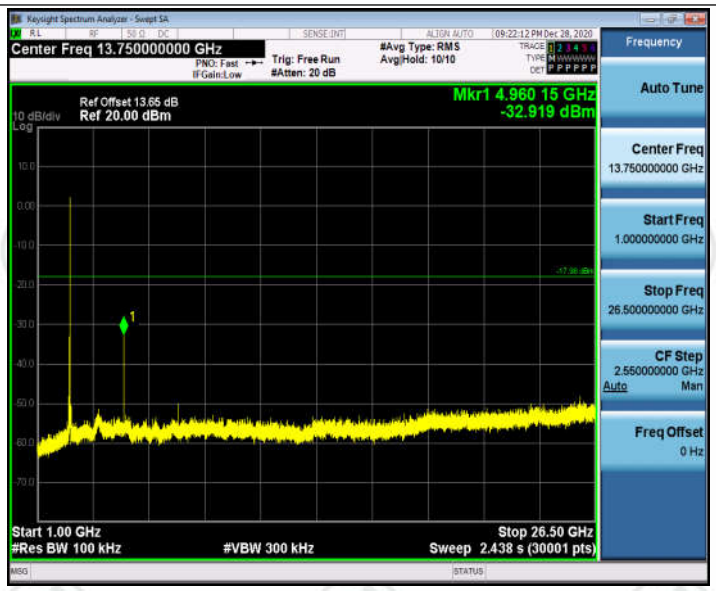

DH5_Ant1_2480_1000~26500

2DH5_Ant1_2402_0~Reference

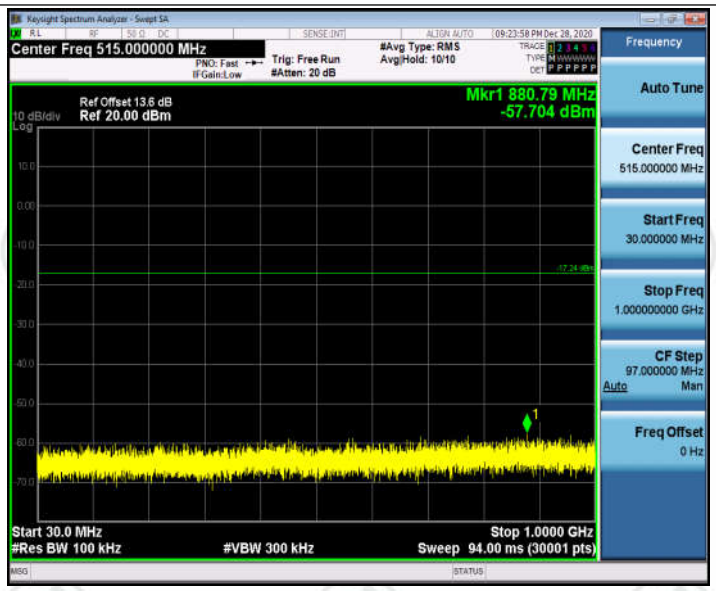

2DH5_Ant1_2402_30~1000

2DH5_Ant1_2402_1000~26500

2DH5_Ant1_2441_0~Reference

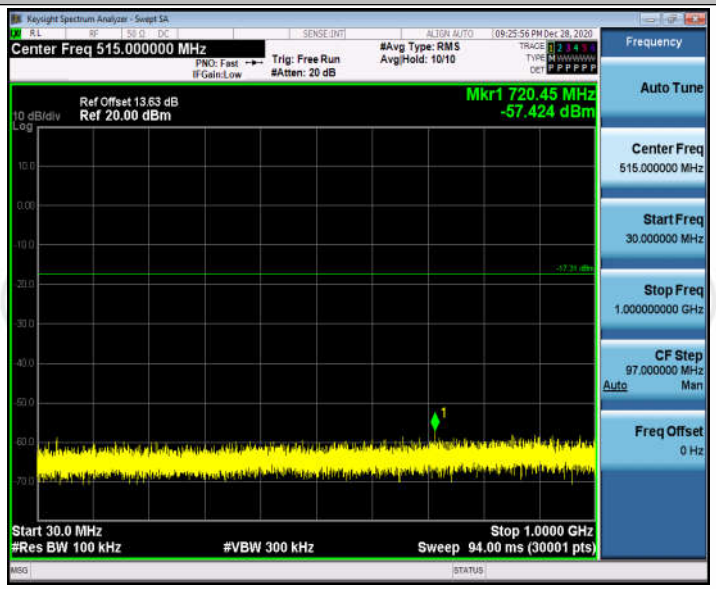

2DH5_Ant1_2441_30~1000

2DH5_Ant1_2441_1000~26500

2DH5_Ant1_2480_0~Reference

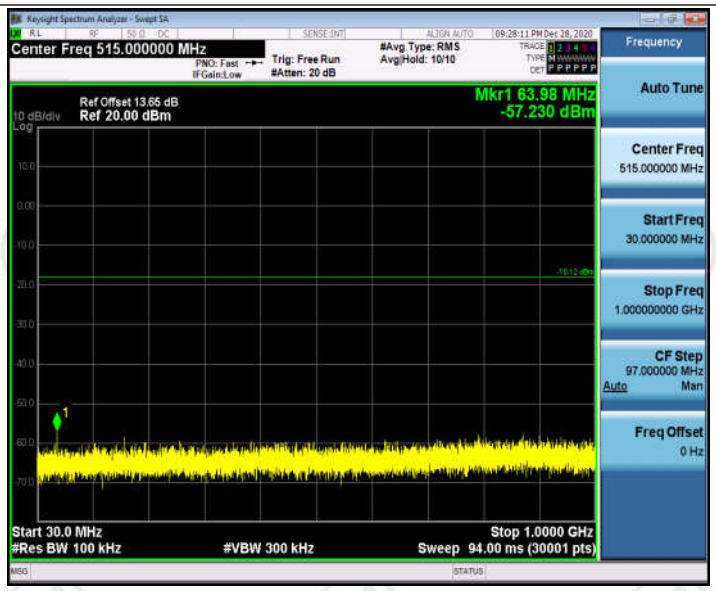

2DH5_Ant1_2480_30~1000

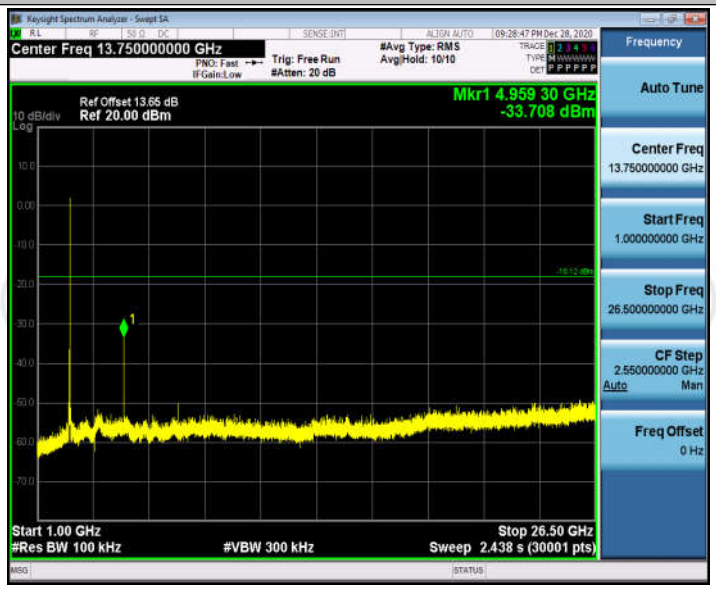

2DH5_Ant1_2480_1000~26500

Appendix I: Duty Cycle

Test Result

Test Mode	Antenna	Channel	Transmission Duration [ms]	Transmission Period [ms]	Duty Cycle [%]	Limit	Verdict
DH5	Ant1	2402	2.91	3.75	77.64	---	PASS
		2441	2.91	3.75	77.64	---	PASS
		2480	2.91	3.75	77.64	---	PASS
2DH5	Ant1	2402	2.92	3.75	77.78	---	PASS
		2441	2.92	3.75	77.80	---	PASS
		2480	2.92	3.75	77.78	---	PASS

Test Graphs

DH5_Ant1_2402

DH5_Ant1_2441

DH5_Ant1_2480

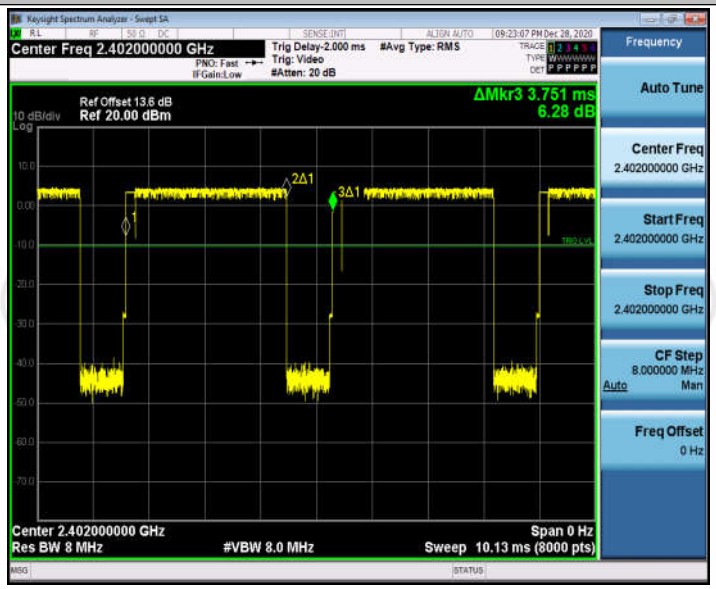

2DH5_Ant1_2402

2DH5_Ant1_2441

2DH5_Ant1_2480

*** End of Report ***